



Daily Official List

Hellenic Exchanges – Athens Stock Exchange S.A.

Monday, 31 August, 2015
Year: 136 Trading Day No: 138



Disclaimer:

Hellenic Exchanges-Athens Exchange endeavours to ensure that the data and other material ("Information") presented on the Daily Official List are accurate and complete, but it is not liable for any errors or omissions of data or /and for the accuracy, credibility, updating and completeness of the aforesaid information nor it has any liability arising directly or indirectly from the use of the above Information.

The Company is not liable for the accuracy of the data included in listed companies' announcements. Only the sender of such an announcement is fully and solely liable for any infringement of third party's rights from the content of such announcement. All contents of the Daily Official List are provided only for information purposes and do not constitute investment advice or solicitation to invest in securities or other products listed for trading on the Exchange.

You acknowledge and agree that the Company is the owner of any property rights related to any Information appearing on the Daily Official List including intellectual property rights copyright, trademarks, etc.

The above data are a property of the Hellenic Exchanges-Athens Exchange and are copyright protected. Users are forbidden to reproduce, modify, copy, sale, transmit or redistribute, by all reproduction means and methods, part or the whole of the above data, without reference to their source.

The commercial exploitation of these data is, also, forbidden by third parties. Hellenic Exchanges-Athens Exchange does not carry any responsibility, direct or indirect, derived from usage or accidental alteration of the above data when used by third parties.

Hellenic Exchanges – Athens Stock Exchange S.A.

110 Athinon Ave., 10442 Athens, Tel: (210) 33.66.800, Fax: (210) 32.13.938

www.athex.gr

Thessalonica Stock Exchange Center (T.S.E.C)

16-18 Katouni Str., Thessalonica 546 25 Tel: (2310) 567.667, Fax: (2310) 530.545

Athex Members Guarantee Fund

14-16 Fidiou Str., Athens 106 78, Tel: (210) 33.04.682, Fax: (210) 33.04.155

Hellenic Republic Capital Market Commission

1 Kolokotroni Str. & 1 Stadiou Str., Athens 10562 Tel: (210) 33.77.100 Fax: (210) 33.77.173

Table of Contents

Section 1: Statistical Figures of Securities, Derivatives and Lending

Summary of Markets

Athex Indices

Analytic Figures for Athex Market's Boards and Categories

Trading Details by Athex Sectors and Financial Instruments (ETFs)

Top 10 best & worst performing Shares

Derivatives Summary

Section 2: Analytic Figures of Shares Transactions

Analytic Figures of Shares Transactions

Shares' Notes

Section 3: Figures of Securities Transactions

Securities Blocks Details

Shares Rights Details

Stock Borrowing

Shares Forced Sales

Forced Sales Registered Shares

Exchange Traded Funds (ETFs) Characteristics

Section 5: Bonds traded in Fixed Income Assets Market

Corporate Bonds

Government Bonds

Treasury Bills & Zero Coupon Government Bonds

Government Bonds Traded with the Open Outcry Method

State Banks Bonds

Section 6: Additional Infos

Athex & ATHEXClear Members List

List of Stocks under Market Making operations

Section 7: Derivatives Market Analytic Figures

Index Futures

Stock Futures

Index Options

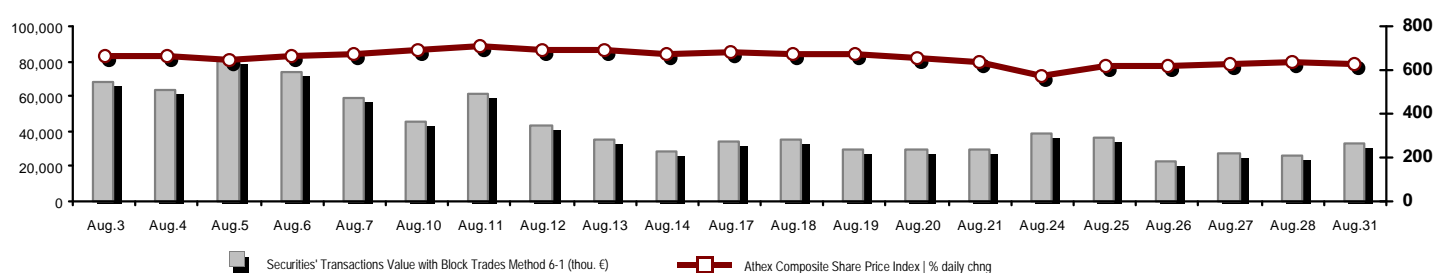
Stock Options

Stock Lending Analytic Figures

Appendix A: Sectors codification for listed companies

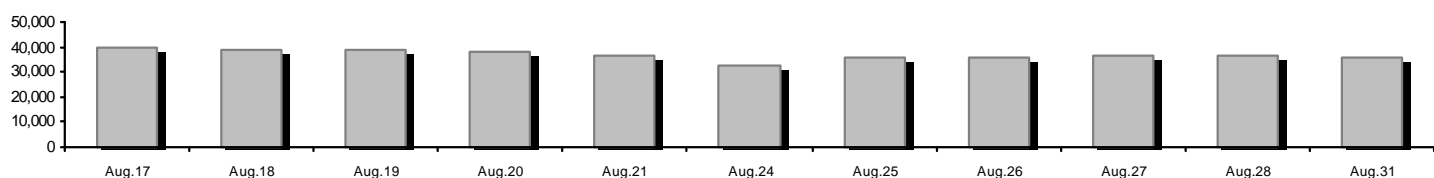
Summary of Markets

Athex Composite Share Price Index vs Shares and Derivatives Transactions Value

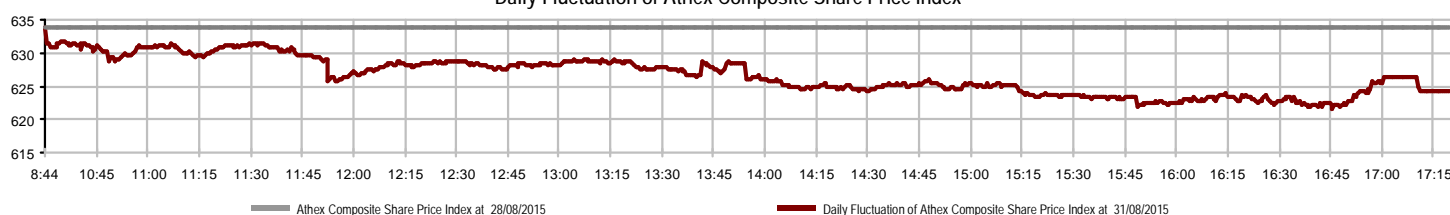


Athex Capitalisation (mill. €) **: 36,086.56		Derivatives Total Open Interest 317,154	
Daily change: mill. € %	-645.38 -1.76%	in Index Futures % daily chng	7,459 -0.96%
Yearly Avg Capitalisation: mill. € % chng prev year Avg	46,110.21 -33.43%	in Stock Futures % daily chng	306,032 1.86%
Athex Composite Share Price Index % daily chng	624.20 -1.52%	in Index Options % daily chng	2,942 0.00%
Athex Composite Share Price Index Capitalisation (mill. €)	32,895.11	in Stock Options % daily chng	721 0.00%
Daily change (mill. €)	-642.01		
Securities' Transactions Value with Block Trades Method 6-1 (32,441.53		Derivatives Contracts Volume: 13,627	
Daily change: thou. € %	6,107.98 23.19%	Daily change: pieces %	-1,389 -9.25%
YtD Avg Trans. Value: thou. € % chng prev year Avg	92,713.82 -27.03%	YtD Avg Derivatives Contracts % chng prev year Avg	82,240 50.04%
Blocks Transactions Value of Method 6-1 (thou. €)	1,153.61	Derivatives Trades Number:	754
Blocks Transactions Value of Method 6-2 & 6-3 (thou. €)	0.00	Daily change: number %	50 7.10%
Bonds Transactions Value (thou. €)	0.00	YtD Avg Derivatives Trades number % chng prev year Avg	4,134 -1.01%
Securities' Transactions Volume (thou. Pieces) 95,857.62		Lending Total Open Interest 1,142,630	
Daily change: thou. pieces %	31,537.12 49.03%	Daily change: pieces %	7,000 0.62%
YtD Avg Volume: thou. pieces % chng prev year Avg	182,485.60 92.07%	Lending Volume (Multilateral/Bilateral)	16,250
Blocks Transactions Volume of Method 6-1 (thou. Pieces)	127.65	Daily change: pieces %	9,847 153.79%
Blocks Transactions Volume of Method 6-2 & 6-3 (thou. Pieces)	0.00	Multilateral Lending	12,000
Bonds Transactions Volume (thou. pieces)	0.00	Bilateral Lending	4,250
Securities' Trades Number 11,264		Lending Trades Number: 5	
Daily change: number %	1,259 12.58%	Daily change: thou. € %	1 25.00%
YtD Avg Derivatives Trades number % chng prev year Avg	31,252 8.20%	Multilateral Lending Trades Number	3
Number of Blocks Method 6-1	3	Bilateral Lending Trades Number	2
Number of Blocks Method 6-2 & 6-3	0		
Number of Bonds Transactions	0		

Athex Capitalisation (mill. €) **



Daily Fluctuation of Athex Composite Share Price Index



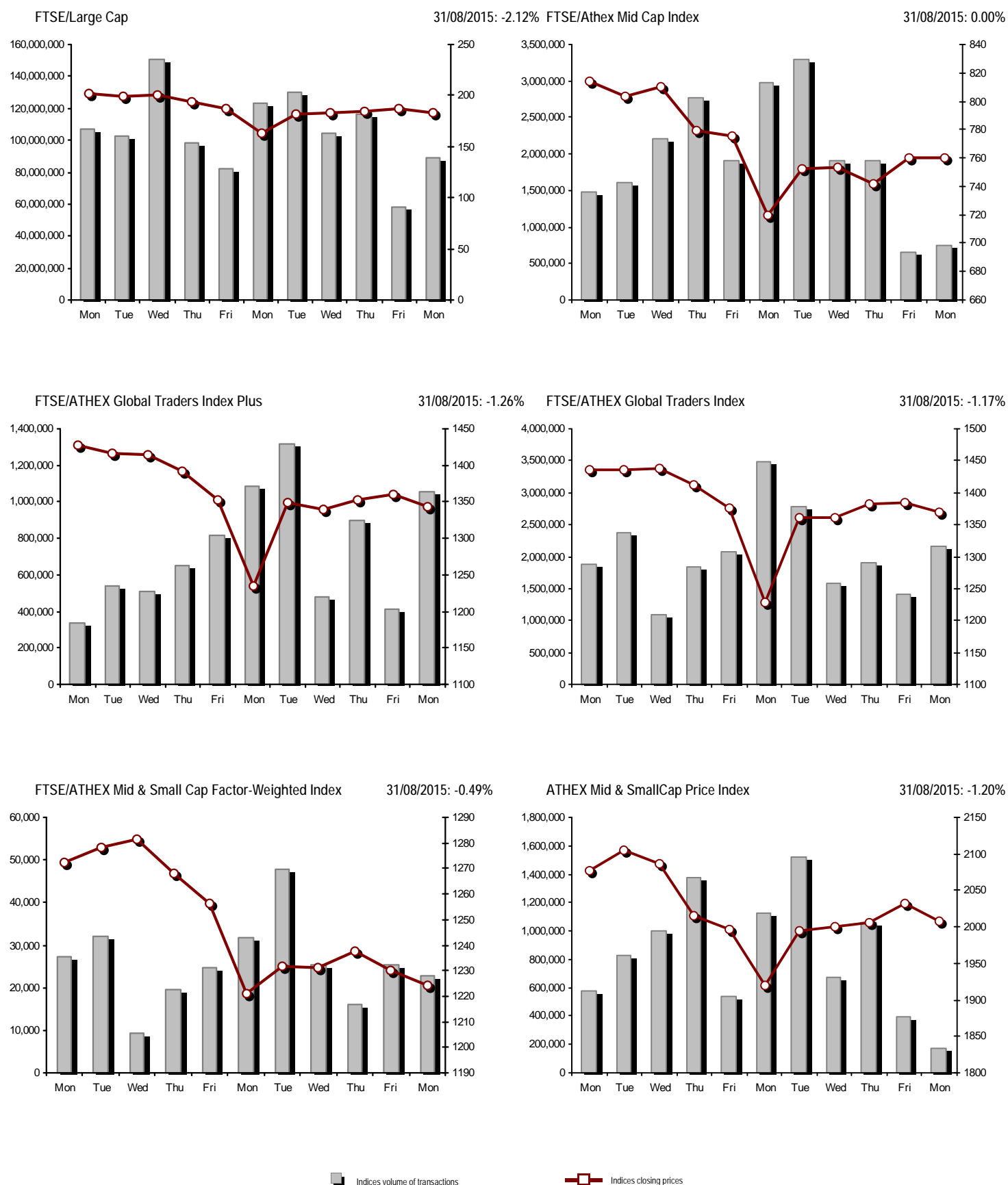
Athex Indices

Index name	31/08/2015	28/08/2015	pts.	%	Min	Max	Year min	Year max	Year change
Athex Composite Share Price Index	624.20	633.81	-9.61	-1.52%	621.57	633.81	562.87	945.81	-24.45%
FTSE/Athex Large Cap	182.72	186.67	-3.95	-2.12%	182.42	186.67	161.85	283.37	-31.01%
FTSE/ATHEX Custom Capped	649.29	641.63	7.66	1.19%			565.58	956.79	-25.48%
FTSE/ATHEX Custom Capped - USD	522.37	515.93	6.44	1.25%			469.38	777.68	-30.89%
FTSE/Athex Mid Cap Index	760.37	760.35	0.02	0.00%	757.01	767.33	705.04	984.77	-1.64%
FTSE/ATHEX-CSE Banking Index	157.42	166.56	-9.14	-5.49%	156.63	168.59	120.96	774.70	-78.38%
FTSE/ATHEX Global Traders Index Plus	1,343.13	1,360.28	-17.15	-1.26%	1,335.48	1,360.28	1,220.07	1,604.84	4.70%
FTSE/ATHEX Global Traders Index	1,368.68	1,384.85	-16.17	-1.17%	1,359.86	1,384.85	1,143.50	1,698.65	-4.86%
FTSE/ATHEX Mid & Small Cap Factor-Weighted Ind	1,224.05	1,230.06	-6.01	-0.49%	1,206.54	1,230.06	1,076.89	1,294.02	11.67%
Greece & Turkey 30 Price Index	478.32	478.82	-0.50	-0.10%	476.02	480.73	416.41	768.95	-29.65%
ATHEX Mid & SmallCap Price Index	2,008.51	2,032.84	-24.33	-1.20%	1,986.67	2,040.42	1,888.44	2,635.74	-17.67%
FTSE/Athex Market Index	446.01	455.25	-9.24	-2.03%	445.27	455.25	396.31	685.04	-29.89%
FTSE Med Index	5,435.78	5,449.11	-13.33	-0.24%			4,930.94	6,221.67	7.92%
Athex Composite Index Total Return Index	926.74	941.00	-14.26	-1.52%	922.84	941.00	835.68	1,385.07	-23.27%
FTSE/Athex Large Cap Total Return	251.48	256.91	-5.43	-2.11%			224.51	382.72	-30.01%
FTSE/ATHEX Large Cap Net Total Return	750.81	767.07	-16.26	-2.12%	749.57	767.07	665.08	1,147.63	-29.83%
FTSE/ATHEX Custom Capped Total Return	694.34	686.15	8.20	1.19%			604.83	1,008.59	-24.27%
FTSE/ATHEX Custom Capped - USD Total Return	558.62	551.73	6.89	1.25%			501.95	819.78	-29.77%
FTSE/Athex Mid Cap Total Return	978.37	978.35	0.02	0.00%			908.00	1,231.75	-0.46%
FTSE/ATHEX-CSE Banking Total Return Index	146.79	155.32	-8.53	-5.49%			115.31	708.30	-78.39%
Greece & Turkey 30 Total Return Index	593.27	592.26	1.01	0.17%			533.87	919.96	-27.92%
Hellenic Mid & Small Cap Index	728.08	734.28	-6.20	-0.84%	722.63	734.28	617.89	994.59	-5.35%
FTSE/Athex Banks	207.99	220.07	-12.08	-5.49%	206.95	222.74	159.82	1,023.60	-78.37%
FTSE/Athex Insurance	1,475.13	1,475.13	0.00	0.00%	1,475.13	1,475.13	1,222.25	1,780.70	0.72%
FTSE/Athex Financial Services	817.57	827.87	-10.30	-1.24%	810.94	833.51	652.25	1,400.60	-18.37%
FTSE/Athex Industrial Goods & Services	1,871.18	1,907.66	-36.48	-1.91%	1,866.94	1,914.73	1,649.24	2,660.41	-4.24%
FTSE/Athex Retail	2,747.41	2,747.53	-0.12	0.00%	2,704.53	2,757.57	2,173.75	4,531.02	-27.74%
FTSE/ATHEX Real Estate	2,618.64	2,555.58	63.06	2.47%	2,530.35	2,648.16	1,918.09	2,800.26	14.76%
FTSE/Athex Personal & Household Goods	3,907.12	3,813.09	94.03	2.47%	3,811.24	3,907.12	2,841.14	5,680.33	-14.18%
FTSE/Athex Food & Beverage	6,702.59	6,817.86	-115.27	-1.69%	6,680.01	6,817.86	5,066.70	8,330.10	14.42%
FTSE/Athex Basic Resources	1,938.37	2,028.94	-90.57	-4.46%	1,923.67	2,028.94	1,753.11	2,916.96	0.53%
FTSE/Athex Construction & Materials	1,926.16	2,014.50	-88.34	-4.39%	1,891.25	2,014.50	1,676.30	2,705.46	-11.84%
FTSE/Athex Oil & Gas	2,368.51	2,359.15	9.36	0.40%	2,291.23	2,368.51	1,618.74	2,424.29	30.51%
FTSE/Athex Chemicals	6,379.68	6,524.84	-145.16	-2.22%	6,379.68	6,863.53	4,784.62	7,561.34	24.54%
FTSE/Athex Travel & Leisure	1,286.75	1,309.11	-22.36	-1.71%	1,273.60	1,326.48	1,043.25	1,741.96	-16.07%
FTSE/Athex Technology	593.68	608.64	-14.96	-2.46%	593.68	609.93	561.10	786.22	-18.23%
FTSE/Athex Telecommunications	2,243.34	2,309.41	-66.07	-2.86%	2,240.59	2,309.41	1,582.73	2,606.68	-10.44%
FTSE/Athex Utilities	1,705.17	1,739.95	-34.78	-2.00%	1,696.08	1,744.63	1,405.61	2,830.02	-18.74%
FTSE/Athex Health Care	95.17	94.38	0.79	0.84%	94.38	99.13	70.58	163.37	-34.07%
Athex All Share Index	126.63	128.96	-2.33	-1.81%	126.63	126.63	114.55	196.00	-31.90%
Hellenic Corporate Bond Index	85.43	85.18	0.25	0.30%			72.78	94.45	-8.99%
Hellenic Corporate Bond Price Index	81.39	81.15	0.23	0.29%			69.59	92.77	-12.02%

Note 1: Greece & Turkey 30 Pr data is the indicative at 17:20, whereas FTSE/ATHEX Custom Capped, FTSE/ATHEX Custom Capped - USD, FTSE/ATHEX Custom Capped TR, FTSE/ATHEX Custom Capped - USD TR, FTSE/Med 100 & Greece & Turkey 30 Rt., Hellenic Corporate Bond Price Index, Hellenic Corporate Bond Index closing prices refer to the previous trading day of 27/08/2015.

Note 2: The Hellenic Mid & Small Cap Index is a Customized index calculated by the Athens Exchange.

Athex Indices



Analytic Figures for Athex Market's Boards and Categories

	Total Traded Securities	Main Market	Low Dispersion	Other Categories (*)	Exchange Traded Funds (ETFs)	Warrants
Totals	97	79	2	11	2	3
Gain / Lose / Same:	28 / 55 / 14	22 / 47 / 10	0 / 1 / 1	5 / 4 / 2	1 / 1 / 0	0 / 2 / 1
Athex Capitalisation (mill. €) **	36,086.56	34,374.59	1,420.97	291.00		
Daily Average Trans/ons Value(thou.€)	92,713.82	90,913.18	49.19	66.65	47.35	1,742.78
Transactions Value	32,441.53	32,330.05	40.27	6.29	0.03	64.89
Main Board:	31,287.92	31,176.44	40.27	6.29	0.03	64.89
Blocks Board 6_2_3:	1,153.61	1,153.61	0.00	0.00	0.00	0.00
Forced Sales Board:	0.00	0.00	0.00	0.00	0.00	0.00
Special Terms Board:	0.00	0.00	0.00	0.00	0.00	0.00
Daily Average Transactions Volume	182,485,599	173,796,330	43,544	228,912	16,757	8,539,698
Transactions Volume	95,857,617	92,025,321	28,886	111,505	4	3,691,901
Main Board:	95,729,963	91,897,667	28,886	111,505	4	3,691,901
Blocks Board 6_2_3:	127,654	127,654	0	0	0	0
Forced Sales Board:	0	0	0	0	0	0
Special Terms Board:	0	0	0	0	0	0
Daily Average Number of Trades	31,252	29,664	29	68	6	1,486
Number of Trades	11,264	11,001	5	37	2	219
Main Board:	11,261	10,998	5	37	2	219
Blocks Board 6_2_3:	3	3	0	0	0	0
Forced Sales Board:	0	0	0	0	0	0
Special Terms Board:	0	0	0	0	0	0

(*) Summarised Transactions figures for Under Deletion and Under Supervision Categories.(**) The Market Capitalization of the Companies that belong in the Under Supervision Status is not included.

Trading Details by Athex Sectors and Financial Instruments (ETFs)

Code	Sectors	Gain / Lose / Same	Number of Trades	Transactions Volume	Transactions Value	% of Total Trans. Value
8300	- Banks	0 / 9 / 1	4,443	91,672,389	7,693,330.03	23.71%
1700	- Basic Resources	2 / 3 / 1	668	204,645	874,854.28	2.70%
1300	- Chemicals	1 / 2 / 0	27	4,170	5,388.99	0.02%
2300	- Construction & Materials	3 / 7 / 1	630	195,945	1,949,282.58	6.01%
12000	- Financial Instruments	1 / 1 / 0	2	4	25.56	0.00%
8700	- Financial Services	1 / 1 / 0	203	391,857	230,480.89	0.71%
3500	- Food & Beverage	3 / 3 / 1	186	73,281	119,425.33	0.37%
4500	- Health Care	2 / 1 / 0	37	16,149	3,790.67	0.01%
2700	- Industrial Goods & Services	4 / 8 / 1	354	112,150	355,019.76	1.09%
8500	- Insurance	0 / 0 / 1	4	670	938.00	0.00%
5500	- Media	2 / 0 / 0	18	20,819	1,375.31	0.00%
500	- Oil & Gas	2 / 0 / 0	692	535,218	4,771,241.18	14.71%
3700	- Personal & Household Goods	3 / 4 / 1	378	368,015	1,610,699.97	4.96%
8600	- Real Estate	1 / 0 / 4	347	369,488	1,742,254.03	5.37%
5300	- Retail	0 / 1 / 1	294	68,165	1,293,005.99	3.99%
9500	- Technology	1 / 6 / 0	113	52,243	36,420.46	0.11%
6500	- Telecommunications	0 / 1 / 0	856	626,695	5,147,444.89	15.87%
5700	- Travel & Leisure	2 / 5 / 0	1,206	762,169	5,093,869.73	15.70%
7500	- Utilities	0 / 3 / 2	806	383,545	1,512,680.52	4.66%

Top 10 best & worst performing Shares

Main Market					
With positive Price change	Closing price	change	With negative Price change	Closing price	change
LAMDA DEVELOPMENT SA (CR)	4.55	7.06% #	ALPHA BANK (CR)	0.084	-10.64% Ⓔ
GR. SARANTIS SA (CR)	7.21	2.85% #	EUROBANK ERGASIAS (CR)	0.036	-10.00% Ⓔ
ELVAL SA. (CB)	1.56	2.63% #	TITAN CEMENT (CR)	18.72	-5.21% Ⓔ
JUMBO SA (CR)	7.50	2.60% #	MYTILINEOS HOLDINGS (CR)	4.54	-4.62% Ⓔ
FOURLIS (CR)	2.10	1.94% #	PIRAEUS BANK (CR)	0.086	-4.44% Ⓔ
INTRALOT (CR)	1.52	1.33% #	PPC (CR)	4.06	-3.10% Ⓔ
MARFIN INVESTMENT GROUP (CR)	0.077	1.32% #	OTE (CR)	8.15	-2.86% Ⓔ
HELLENIC PETROLEUM (CR)	4.33	0.70% #	MLS MULTIMEDIA SA (CR)	3.79	-2.82% Ⓔ
MOTOR OIL (CR)	9.30	0.22% #	ELLAKTOR (CR)	1.24	-2.36% Ⓔ
			OPAP (CR)	7.00	-2.24% Ⓔ
With the highest Transactions Value	Value (thou. €)	change	With the highest Transactions Volume	Volume	change
OTE (CR)	5,147.44	-2.86% Ⓔ	EUROBANK ERGASIAS (CR)	52,438,134	-10.00% Ⓔ
OPAP (CR)	4,835.62	-2.24% Ⓔ	ALPHA BANK (CR)	14,861,244	-10.64% Ⓔ
MOTOR OIL (CR)	4,612.03	0.22% #	PIRAEUS BANK (CR)	12,662,587	-4.44% Ⓔ
NATIONAL BANK (CR)	2,842.08	-1.70% Ⓔ	NATIONAL BANK (CR)	5,422,120	-1.70% Ⓔ
EUROBANK ERGASIAS (CR)	1,893.59	-10.00% Ⓔ	BANK OF CYPRUS (CR)	2,449,892	-0.51% Ⓔ
TITAN CEMENT (CR)	1,824.14	-5.21% Ⓔ	OPAP (CR)	684,277	-2.24% Ⓔ
PPC (CR)	1,349.46	-3.10% Ⓔ	OTE (CR)	626,695	-2.86% Ⓔ
ALPHA BANK (CR)	1,304.64	-10.64% Ⓔ	MOTOR OIL (CR)	498,071	0.22% #
FOLLI FOLLIE (CR)	1,293.00	0.00% -	MARFIN INVESTMENT GROUP (CR)	344,660	1.32% #
LAMDA DEVELOPMENT SA (CR)	1,286.27	7.06% #	PPC (CR)	330,214	-3.10% Ⓔ

Note: Stocks that are not included in the "Low Dispersion" and "Under Supervision" categories, and the transactions value is more than 10,000 €.

Derivatives Summary

	Number of Trades	Volume	Open Interest
Index Futures	39	277	7,459
FTSE/Athex Large Cap	39	277	7,459
Stock Futures	715	13,350	306,032
ALPHA BANK (CR)	49	3,856	37,820
CC HBC AG (CR)	1	1	109
CORINTH PIPEWORKS SA (CR)	0	0	668
ELLAKTOR (CR)	1	10	1,038
EUROBANK ERGASIAS (CR)	84	4,519	97,999
EYDAP S.A. (CR)	3	15	129
FOLLI FOLLIE (CR)	9	27	379
FRIGOGLASS SA (CR)	0	0	520
GEK TERNA (CR)	13	135	6,696
GRIVALIA PROPERTIES (CR)	2	2	100
HELLENIC EXCHANGES-A.S.E. (CR)	3	5	812
HELLENIC PETROLEUM (CR)	44	96	3,262
INTRALOT (CR)	4	12	202
JUMBO SA (CR)	22	38	409
MARFIN INVESTMENT GROUP (CR)	14	79	30,351
METKA (CR)	9	38	682
MOTOR OIL (CR)	7	15	304
MYTILINEOS HOLDINGS (CR)	69	112	3,645
NATIONAL BANK (CR)	110	2,644	28,955
OPAP (CR)	97	227	1,692
OTE (CR)	23	69	4,811
P.P.A. S.A. (CR)	3	3	191
PIRAEUS BANK (CR)	50	1,207	77,461
PPC (CR)	41	87	5,935
TERNA ENERGY (CR)	5	26	1,032
TITAN CEMENT (CR)	47	110	354
VIOHALCO SA/NV (CB)	5	17	476
Index Options	0	0	2,942
FTSE/Athex Large Cap	0	0	2,942
Stock Options	0	0	721
ALPHA BANK (CR)	0	0	200
NATIONAL BANK (CR)	0	0	300
OPAP (CR)	0	0	0
OTE (CR)	0	0	1
PIRAEUS BANK (CR)	0	0	220
PPC (CR)	0	0	0
Total Derivatives Traded	754	13,627	317,154

Number of Outstanding Securities	Nominal Value	Dividends [1]			Date of Last Coupon		Note	Shares	Closing price	% change	Previous closing price/date		Open price	Price min	Price max	Last price	Avg price	Last Bid [7]	Last Ask [7]	P/E after	Year	Volume	Trades	Transactions Value[8]	Company Mkt Value (thou. €)	Year low	Year high	Sector[4]
2012	2013	2014	Dividend [2]	Right																								

Warrants

1,141,734,167	---	---	---	11/06/2013	---	ALPHA BANK (W)			0.027	-10.00	€	0.030	28/08/2015	0.030	0.026	0.030	0.027	0.028	---	---	---	2014	1,006,039	103	28,639.20	1,072,601.03	0.001	0.979	8355
245,746,615	---	---	---	27/06/2013	---	NATIONAL BANK (W)			0.049	---	↘	0.049	28/08/2015	0.049	0.043	0.049	0.049	0.046	---	---	---	2014	86,624	31	3,952.51	1,837,237.81	0.011	0.320	8355
843,637,022	---	---	---	03/07/2013	---	PIRAEUS BANK (W)			0.013	-7.14	€	0.014	28/08/2015	0.014	0.011	0.014	0.013	0.012	---	---	---	2014	2,599,238	85	32,302.58	524,770.26	0.010	0.252	8355

Main Market

71,417,100	0.650	---	---	0.7	14/05/2015	27/06/2014	---	AEGEAN AIRLINES (CR)			6.50	-0.76	€	6.55	28/08/2015	6.39	6.39	6.53	6.50	6.49	---	---	8.16	2014	36,059	148	234,117.10	464,211.15	5.00	8.08	5751
11,178,000	1.12	---	---	---	21/04/2010	15/12/2014	---	AEOLIAN INVESTMENT FUND (CR)			0.610	---	↘	0.610	28/08/2015	---	---	---	---	---	---	---	---	2014	---	---	---	6,818.58	0.540	0.769	8985
12,769,059,858	0.300	---	---	---	07/04/2008	13/05/2013	---	ALPHA BANK (CR)			0.084	-10.64	€	0.094	28/08/2015	0.095	0.084	0.095	0.084	0.088	---	---	---	2014	14,861,244	700	1,304,643.09	1,072,601.03	0.065	0.510	8355
22,016,250	0.370	---	---	---	15/07/2009	11/05/2000	---	ALUMIL (CR)			0.278	-8.85	€	0.305	28/08/2015	0.296	0.275	0.296	0.283	0.281	---	---	---	2014	450	6	126.50	6,120.52	0.218	0.348	1753
417,608	16.00	---	0.8	---	29/04/2014	05/03/2013	---	ANDROMEDA SA (CR)			13.63	---	↘	13.63	28/08/2015	---	---	---	---	---	---	---	---	2014	---	---	---	5,692.00	10.11	20.00	8985
26,252,040	0.340	---	---	---	08/07/2010	10/06/2015	---	AS COMPANY SA (CR)			0.347	-0.86	€	0.350	28/08/2015	0.250	0.250	0.347	0.347	0.299	---	---	4.88	2014	20	2	5.97	9,109.46	0.250	0.400	5379
86,735,980	0.310	---	---	---	06/07/2009	02/01/2002	---	ATHENS MEDICAL CENTER SA (CR)			0.727	---	↘	0.727	28/08/2015	---	---	---	---	---	---	---	---	2014	---	---	---	63,057.06	0.676	0.990	4533
1,045,794,145	0.300	---	---	---	04/06/2008	07/08/2014	---	ATTICA BANK S.A. (CR)			0.036	-5.26	€	0.038	28/08/2015	0.037	0.035	0.037	0.036	0.036	---	---	---	2014	146,069	44	5,241.89	37,648.59	0.026	0.084	8355
15,300,000	0.300	---	---	---	30/07/2009	13/12/1999	---	ATTICA PUBLICATIONS SA (CR)			1.32	10.00	#	1.20	28/08/2015	1.32	1.32	1.32	1.32	1.32	---	---	47.61	2014	1	1	1.32	20,196.00	0.750	1.60	5557
45,457,464	0.700	---	---	---	01/07/2008	01/03/2010	---	AUDIO VISUAL ENTERPRISES (CR)			0.066	10.00	#	0.060	28/08/2015	0.066	0.066	0.066	0.066	0.066	---	---	---	2014	20,818	17	1,373.99	3,000.19	0.042	0.277	5553
12,157,500	0.320	---	---	0.8	20/05/2015	22/11/2013	---	AUTOHELLAS SA (CR)			10.40	0.97	#	10.30	28/08/2015	10.40	10.40	10.40	10.40	10.40	---	---	12.55	2014	28	1	291.20	126,438.00	8.30	13.80	5759
8,922,944,533	0.100	---	---	---	31/05/2011	02/02/2015	4857	BANK OF CYPRUS (CR)			0.194	-0.51	€	0.195	28/08/2015	0.191	0.190	0.194	0.194	0.192	---	---	---	2014	2,449,892	206	471,016.90	1,731,051.24	0.165	0.232	8355
19,864,886	5.60	0.5376	0.672	0.672	05/03/2015	02/07/2008	---	BANK OF GREECE (CR)			8.80	-1.01	€	8.89	28/08/2015	8.56	8.56	8.80	8.80	8.78	---	---	---	---	442	18	3,881.66	174,811.00	6.90	12.17	8355
23,986,500	1.05	---	---	---	26/06/2009	15/03/2000	---	BIOKARPET S.A.(CR)			0.230	---	↘	0.230	28/08/2015	---	---	---	---	---	---	---	---	2014	---	---	---	5,516.90	0.160	0.260	3726
15,842,391	1.51	---	---	---	15/07/2009	12/05/2000	---	BITROS HOLDING SA (CR)			0.310	---	↘	0.310	28/08/2015	---	---	---	---	---	---	---	---	2014	---	---	---	4,911.14	0.144	0.383	1757
15,816,009	0.300	---	---	---	01/07/2009	17/07/2000	---	BYTE COMPUTER SA (CR)			0.393	-0.76	€	0.396	28/08/2015	0.393	0.393	0.393	0.393	0.393	---	---	5.91	2014	10	1	3.93	6,215.69	0.340	0.460	9533
367,838,247	6.70	0.34	0.354	0.36	02/07/2015	29/04/2013	---	CC HBC AG (CR)			17.98	-1.70	€	18.29	28/08/2015	17.92	17.92	18.27	17.98	18.04	---	---	---	---	5,914	58	106,713.97	6,613,731.68	13.55	22.35	3537
101,123,806	0.360	---	---	---	22/07/2010	28/06/2011	---	CENTRIC HOLDINGS (CR)			0.121	-6.92	€	0.130	28/08/2015	0.121	0.121	0.121	0.121	0.121	---	---	19.97	2014	2,200	3	266.20	12,235.98	0.105	0.299	5752
4,034,950	0.680	---	---	---	01/07/2005	30/12/2010	---	CHATZIKRANIOTIS & SONS SA (CR)			0.089	---	↘	0.089	28/08/2015	---	---	---	---	---	---	---	---	2014	---	---	---	359.11	0.084	0.200	3577
124,170,201	0.780	---	---	---	28/06/2002	07/02/2005	---	CORINTH PIPEWORKS SA (CR)			0.871	-1.47	€	0.884	28/08/2015	0.884	0.866	0.884	0.871	0.872	---	---	---	2014	4,074	19	3,552.48	108,152.25	0.750	1.31	1757
9,907,500	0.300	---	---	---	06/10/2005	13/02/2002	---	CPI SA (CR)			0.170	---	↘	0.170	28/08/2015	---	---	---	---	---	---	---	14.67	2014	---	---	---	1,684.28	0.110	0.234	9572
27,379,200	0.520	---	0.1	0.045	24/07/2015	18/09/2013	---	CRETE PLASTICS SA (CR)			6.00	---	↘	6.00	28/08/2015	---	---	---	---	---	---	---	17.39	2014	---	---	---	164,275.20	4.60	6.35	1357
15,000,000	0.300	---	---	---	06/07/2007	18/07/2000	---	DAIOS PLASTICS SA (CR)			2.70	---	↘	2.70	28/08/2015	---	---	---	---	---	---	---	---	2014	---	---	---	40,500.00	2.25	2.76	1357
34,720,000	0.310	---	---	---	16/06/2010	01/08/2007	---	DROMEAS SA (CR)			0.127	-5.22	€	0.134	28/08/2015	0.121	0.121	0.137	0.127	0.133	---	---	---	2014	15,001	12	1,995.75	4,409.44	0.090	0.168	3726
3,873,120	0.300	---	---	---	07/07/2008	04/10/2012	---	DRUCKFARBEN HELLAS (CR)			0.480	---	↘	0.480	28/08/2015	---	---	---	---	---	---	---	---	2014	---	---	---	1,859.10	0.480	0.900	1357
11,250,000	0.560	---	---	---	26/07/2010	16/06/1999	---	EKTER SA (CR)			0.450	---	↘	0.450	28/08/2015	---	---	---	---	---	---	---	---	2014	---	---	---	5,062.50	0.280	0.518	2357
32,188,050	1.04	---	---	---	21/07/2008	20/01/2000	---	EL. D. MOUZAKIS SA (CB)			0.295	---	↘	0.295	28/08/2015	---	---	---	---	---	---	---	---	2014	---	---	---	9,495.47	0.240	0.295	3763
18,435,000	1.00	---	---	---	07/07/2009	10/09/2010	---	ELASTRON (CR)			0.470	---	↘	0.470	28/08/2015	---	---	---	---	---	---	---	---	2014	---	---	---	8,664.45	0.351	0.697	1757
31,734,530	1.60	---	---	---	09/07/2007	19/07/2006	---	ELGEKA SA (CR)			0.250	---	↘	0.250	28/08/2015	---	---	---	---	---	---	---	---	2014	---	---	---	7,933.63	0.155	0.285	3577
23,828,130	0.500	---	---	---	07/07/2010	17/02/2009	---	ELINOIL S.A. (CR)			0.950	---	↘	0.950	28/08/2015	---	---	---	---	---	---	---	23.83	2014	---	---	---	22,636.72	0.621	0.968	537
177,001,313	1.03	---	---	---	05/07/2011	20/12/2007	---	ELLAKTOR (CR)			1.24	-2.36	€	1.27	28/08/2015	1.26	1.22	1.29	1.24	1.25	---	---	---	2014	52,049	89	65,182.84	219,481.63	1.02	2.62	2357
82,667,000	0.300	---	---	---	22/07/2014	---	---	ELTECH ANEMOS S.A. (CR)			0.634	---	↘	0.634	28/08/2015	0.631	0.626	0.638	0.634	0.631	---	---	10.76	2014	8,840	24	5,580.63	52,410.88	0.534	0.845	7537
26,730,187	0.600	---	0.05	---	23/06/2014	30/12/2010	---	ELTON SA (CR)			0.937	-0.21	€	0.939	28/08/2015	0.937	0.937	0.937	0.937	0.937	---	---	10.24	2014	100	1	93.70	25,046.19	0.806	1.05	1353

Number of Outstanding Securities	Nominal Value	Dividends [1]			Date of Last Coupon		Note	Shares	Closing price	% change	Previous closing price/date	Open price	Price min	Price max	Last price	Avg price	Last Bid [7]	Last Ask [7]	P/E after	Year	Volume	Trades	Transactions Value[8]	Company Mkt Value (thou. €)	Year low	Year high	Sector[4]	
		2012	2013	2014	Dividend [2]	Right																						
Main Market																												
14,050,971	0.340	---	---	---	06/07/2011	17/10/2002	---	ELTRAK SA (CR)	1.16	---	↘	1.16	28/08/2015	---	---	---	---	---	---	---	2014	---	---	---	16,299.13	0.990	1.61	2753
125,562,262	0.320	---	---	---	30/05/2014	02/12/2014	---	ELVAL SA. (CB)	1.56	2.63	#	1.52	28/08/2015	1.53	1.50	1.56	1.56	1.55	---	11.22	2014	11,330	40	17,527.00	195,877.13	0.965	1.56	1753
13,230,000	0.300	---	---	---	11/08/2010	24/11/2014	---	ELVE SA (CR)	0.462	---	↘	0.462	28/08/2015	---	---	---	---	---	---	1.09	2014	---	---	---	6,112.26	0.390	0.549	3763
14,707,876,542	0.300	---	---	---	02/05/2008	13/06/2013	---	EUROBANK ERGASIAS (CR)	0.036	-10.00	€	0.040	28/08/2015	0.040	0.033	0.040	0.036	0.036	---	---	2014	52,438,134	802	1,893,591.30	529,483.56	0.032	0.209	8355
7,959,900	0.600	---	---	---	02/06/2010	10/12/2013	5031	EUROCONSULTANTS S.A. (CR)	1.30	-1.52	€	1.32	28/08/2015	1.32	1.23	1.32	1.30	1.23	---	90.30	2014	3,720	15	4,580.06	10,347.87	1.03	2.22	2791
27,503,677	0.630	0.1	---	---	11/07/2013	18/10/1999	---	EUROPEAN RELIANCE INSUR. (CR)	1.40	---	↘	1.40	28/08/2015	1.40	1.40	1.40	1.40	1.40	---	3.76	2014	670	4	938.00	38,505.15	1.16	1.69	8536
13,673,200	0.880	---	---	---	18/07/2008	26/07/2001	---	EVROFARMA SA (CR)	0.334	---	↘	0.334	28/08/2015	---	---	---	---	---	---	---	2014	---	---	---	4,566.85	0.198	0.487	3577
106,500,000	0.600	0.15	0.36	0.2	05/05/2015	28/01/2000	---	EYDAP S.A. (CR)	4.96	-0.80	€	5.00	28/08/2015	4.87	4.76	5.03	4.96	4.89	---	12.59	2014	19,744	119	96,585.68	528,240.00	4.03	7.35	7577
52,800,154	0.300	---	0.2	---	20/08/2014	21/06/2004	---	F.G. EUROPE S.A. (CR)	0.734	---	↘	0.734	28/08/2015	---	---	---	---	---	---	---	2014	---	---	---	38,755.31	0.390	0.904	3722
10,203,575	0.730	---	---	---	16/07/2007	18/10/1999	---	FIERATEX SA (CR)	0.130	---	↘	0.130	28/08/2015	---	---	---	---	---	---	---	2014	---	---	---	1,326.46	0.078	0.228	3763
11,720,024	0.540	---	0.0394	---	21/08/2014	07/08/2014	---	FLEXOPACK SA (CR)	3.04	---	↘	3.04	28/08/2015	---	---	---	---	---	---	9.31	2014	---	---	---	35,628.87	1.91	3.64	2723
4,181,450	0.500	---	---	---	21/08/2000	05/03/2002	---	FLOUR MILLS SARANTOPOULOS SA	0.960	---	↘	0.960	28/08/2015	---	---	---	---	---	---	---	2014	---	---	---	4,014.19	0.855	0.960	3577
66,948,210	0.300	---	---	---	14/07/2009	23/09/2014	---	FOLLI FOLLIE (CR)	19.00	---	↘	19.00	28/08/2015	19.00	18.70	19.07	19.00	18.97	---	---	2014	68,145	292	1,293,000.02	1,272,015.99	14.93	31.50	5379
50,992,322	1.07	---	---	---	21/06/2010	16/07/2002	---	FOURLIS (CR)	2.10	1.94	#	2.06	28/08/2015	2.05	2.04	2.11	2.10	2.05	---	---	2014	139,546	45	286,117.09	107,083.88	1.90	3.70	3722
50,593,832	0.300	---	---	---	07/07/2010	07/09/2011	---	FRIGOGLASS SA (CR)	1.93	-1.53	€	1.96	28/08/2015	1.95	1.91	1.97	1.93	1.93	---	---	2014	14,662	36	28,310.30	97,646.10	1.47	2.61	2757
14,076,360	0.370	---	---	---	19/08/2008	22/07/2003	---	GALAXIDI S.A. (CR)	0.580	---	↘	0.580	28/08/2015	---	---	---	---	---	---	19.49	2014	---	---	---	8,164.29	0.168	0.580	3573
103,144,548	0.570	---	---	---	01/08/2011	07/08/2015	---	GEK TERNA (CR)	1.52	-1.93	€	1.55	28/08/2015	1.55	1.48	1.55	1.52	1.51	---	25.23	2014	34,698	110	52,527.78	156,779.71	1.20	2.47	2357
8,418,750	0.300	0.46	---	---	21/01/2015	27/06/2012	---	GEKE SA (CB)	3.90	---	↘	3.90	28/08/2015	---	---	---	---	---	---	---	2014	---	---	---	32,833.13	3.49	6.12	5753
24,060,000	0.300	---	0.017	0.02	03/08/2015	21/01/2000	---	GEN. COMMERCIAL & IND.SA (CR)	0.307	-9.44	€	0.339	28/08/2015	0.307	0.307	0.307	0.307	0.307	---	10.81	2014	10	1	3.07	7,386.42	0.265	0.420	2797
34,770,982	1.55	---	0.3	0.15	15/05/2015	27/07/2000	---	GR. SARANTIS SA (CR)	7.21	2.85	#	7.01	28/08/2015	7.00	6.92	7.32	7.21	7.06	---	15.27	2014	29,702	123	209,775.98	250,698.78	6.57	8.20	3767
101,260,000	2.13	---	0.1821	0.3037	19/03/2015	08/01/2014	---	GRIVALIA PROPERTIES (CR)	7.80	---	↘	7.80	28/08/2015	7.80	7.79	7.88	7.80	7.80	---	20.40	2014	53,286	70	415,638.69	789,828.00	6.19	9.00	8675
8,340,750	1.20	---	---	---	25/06/2009	30/07/2001	---	HAIDEMENOS SA (CR)	1.43	---	↘	1.43	28/08/2015	---	---	---	---	---	---	---	2014	---	---	---	11,927.27	0.210	1.43	2791
101,279,627	0.380	---	---	---	26/06/2008	14/07/2006	---	HALKOR SA (CB)	0.290	---	↘	0.290	28/08/2015	0.290	0.290	0.290	0.290	0.290	---	---	2014	3,410	5	988.90	29,371.09	0.244	0.455	1755
29,546,360	0.710	---	---	---	20/06/2008	23/08/2000	---	HELLENIC CABLES SA (CR)	0.852	-0.35	€	0.855	28/08/2015	0.860	0.850	0.860	0.860	0.851	---	---	2014	5,227	13	4,450.22	25,173.50	0.560	1.15	2733
65,368,563	1.30	0.09	---	0.21	26/05/2015	07/08/2015	---	HELLENIC EXCHANGES-A.S.E. (CR)	4.31	-1.60	€	4.38	28/08/2015	4.36	4.27	4.39	4.31	4.32	---	27.28	2014	47,197	106	203,706.40	281,738.51	3.25	6.80	8777
305,635,185	2.18	0.15	---	---	31/12/2014	01/10/2003	4795	HELLENIC PETROLEUM (CR)	4.33	0.70	#	4.30	28/08/2015	4.18	4.18	4.34	4.33	4.29	---	---	2014	37,147	161	159,209.80	1,323,400.35	3.35	4.99	537
305,732,436	0.410	---	---	---	08/07/2009	28/09/2011	---	HYGEIA SA (CR)	0.120	0.84	#	0.119	28/08/2015	0.125	0.119	0.125	0.119	0.122	---	---	2014	6,650	12	810.03	36,687.89	0.089	0.206	4533
65,441,118	0.440	---	---	---	24/11/2014	11/08/2015	---	IASO SA (CR)	0.457	1.11	#	0.452	28/08/2015	0.433	0.433	0.470	0.457	0.443	---	---	2014	4,999	22	2,215.64	29,906.59	0.431	0.731	4533
8,298,467	0.400	---	---	---	30/08/1993	08/05/2013	---	IDEAL GROUP SA (CR)	0.935	---	↘	0.935	28/08/2015	---	---	---	---	---	---	---	2014	---	---	---	7,759.07	0.668	1.16	9574
28,580,100	0.400	---	0.025	---	18/08/2014	10/10/2013	---	IKTINOS HELLAS SA (CR)	1.09	-0.91	€	1.10	28/08/2015	1.10	1.09	1.10	1.09	1.09	---	10.42	2014	2,500	4	2,730.00	31,152.31	0.825	1.30	2353
9,090,000	0.900	---	---	---	15/05/2009	13/10/2014	---	ILYDA S.A. (CR)	0.603	---	↘	0.603	28/08/2015	---	---	---	---	---	---	---	2014	---	---	---	5,481.27	0.549	0.739	9537
20,578,374	0.620	---	---	0.4	04/06/2015	18/05/2015	---	INFORM P. LYKOS SA (CR)	0.474	28.11	#	0.370	28/08/2015	0.474	0.474	0.474	0.474	0.470	---	0.38	2014	1	1	0.47	9,754.15	0.300	1.94	2791
11,233,200	0.730	---	---	---	12/07/2010	30/07/1999	---	INTERTECH SA (CR)	0.246	---	↘	0.246	28/08/2015	---	---	---	---	---	---	---	2014	---	---	---	2,763.37	0.128	0.308	9572
34,986,430	0.440	---	---	---	25/07/2008	23/02/2010	---	INTERWOOD-XYLEMPORIA (CR)	0.110	---	↘	0.110	28/08/2015	---	---	---	---	---	---	---	2014	---	---	---	4,349.04	0.059	0.145	2353
2,566,836	0.440	---	---	---	13/08/2010	09/01/2007	---	INTERWOOD-XYLEMPORIA (PR)	0.195	---	↘	0.195	28/08/2015	---	---	---	---	---	---	---	2014	---	---	---	4,349.04	0.195	0.195	2353
23,154,250	1.36	---	---	---	12/08/2008	02/08/2010	---	INTRACOM CONSTR. (CR)	0.450	-8.16	€	0.490	28/08/2015	0.475	0.450	0.475	0.450	0.464	---	3.63	2014	5,845	13	2,713.57	10,419.41	0.364	0.630	2357
133,025,996	1.41	---	---	---	03/07/2007	07/01/2002	---	INTRACOM HOLDINGS (CR)	0.308	-1.91	€	0.314	28/08/2015	0.313	0.304	0.322	0.308	0.312	---	---	2014	44,737	66	13,975.40	40,972.01	0.261	0.511	9578
158,961,721	0.300	0.0026	---	---	30/05/2013	14/11/2007	---	INTRALOT (CR)	1.52	1.33	#	1.50	28/08/2015	1.50	1.50	1.53	1.52	1.50	---	---	2014	14,595	16	21,956.48	241,621.82	1.05	1.86	5752

Number of Outstanding Securities	Nominal Value	Dividends [1]			Date of Last Coupon		Note	Shares	Closing price	% change	Previous closing price/date	Open price	Price min	Price max	Last price	Avg price	Last Bid [7]	Last Ask [7]	P/E after	Year	Volume	Trades	Transactions Value[8]	Company Mkt Value (thou. €)	Year low	Year high	Sector[4]	
		2012	2013	2014	Dividend [2]	Right																						
Main Market																												
77,654,850	0.580	---	---	---	01/07/2011	21/02/2003	---	J & P - AVAX SA (CR)	0.376	7.43 #	0.350	28/08/2015	0.301	0.301	0.376	0.376	0.376	---	---	1.75	2014	1,005	4	377.51	29,198.22	0.290	0.660	2357
136,059,759	1.19	---	0.18	0.18	23/12/2014	05/03/2014	---	JUMBO SA (CR)	7.50	2.60 #	7.31	28/08/2015	7.38	7.31	7.50	7.50	7.47	---	---	13.96	2014	148,737	175	1,111,317.00	1,020,448.19	5.20	10.98	3747
9,742,920	0.400	0.01	0.01	0.01	10/08/2015	14/07/2000	---	KARAMOLEGOS SA (CR)	2.50	---	2.50	28/08/2015	---	---	---	---	---	---	---	24.02	2014	---	---	---	24,357.30	1.57	2.50	3577
14,679,792	1.68	---	---	---	24/06/2014	04/09/2000	---	KARATZIS SA (CR)	3.68	---	3.68	28/08/2015	---	---	---	---	---	---	---	8.90	2014	---	---	---	54,021.63	2.89	3.70	2723
13,202,756	0.350	---	---	---	01/07/2004	05/08/2014	---	KEKROPS SA (CR)	0.278	---	0.278	28/08/2015	0.278	0.278	0.278	0.278	0.278	---	---	---	2014	500	1	139.00	3,670.37	0.200	0.424	8633
7,595,160	0.600	---	---	---	08/08/2008	18/08/2010	---	KIRIAKOULIS SHIPPING SA (CR)	0.651	---	0.651	28/08/2015	---	---	---	---	---	---	---	---	2014	---	---	---	4,944.45	0.340	0.716	5759
23,648,700	0.350	---	---	---	13/07/2011	31/03/2015	---	KLEEMAN HELLAS SA (CR)	1.59	---	1.59	28/08/2015	1.54	1.51	1.59	1.59	1.52	---	---	6.40	2014	1,032	12	1,569.69	37,601.43	1.22	1.90	2757
40,219,218	0.300	---	---	---	25/05/2009	09/07/2013	---	KLOUKINAS - LAPPAS SA (CR)	0.312	-5.45 €	0.330	28/08/2015	0.321	0.312	0.321	0.312	0.320	---	---	---	2014	55	2	17.61	12,548.40	0.274	0.470	2357
21,224,340	0.420	---	---	---	02/07/2008	25/04/2006	---	KORDELLOS BROS SA (CR)	0.152	---	0.152	28/08/2015	---	---	---	---	---	---	---	---	2014	---	---	---	3,226.10	0.117	0.250	1757
13,586,500	0.390	---	---	---	25/06/2010	28/05/2008	---	KORRES (CR)	3.70	---	3.70	28/08/2015	---	---	---	---	---	---	---	---	2014	---	---	---	50,270.05	3.10	4.25	3767
29,480,000	0.420	---	---	---	19/07/2010	01/08/2007	---	KRETA FARM SA (CR)	0.350	6.06 #	0.330	28/08/2015	0.330	0.330	0.350	0.350	0.347	---	---	9.62	2014	17,588	92	6,100.24	10,318.00	0.253	0.520	3577
33,065,136	0.380	---	---	0.06	04/08/2015	16/09/2013	---	KRI-KRI S.A. (CR)	1.82	-1.09 €	1.84	28/08/2015	1.71	1.70	1.83	1.82	1.75	---	---	16.85	2014	1,809	16	3,167.18	60,178.55	1.56	1.86	3577
15,804,800	0.330	---	---	---	15/06/2010	12/03/2004	---	KTIMA KOSTAS LAZARIDIS SA (CR)	0.313	---	0.313	28/08/2015	---	---	---	---	---	---	---	---	2014	---	---	---	4,946.90	0.276	0.396	3535
23,719,554	0.990	---	---	0.2406	14/08/2015	15/09/2014	---	KYRIAKIDIS MARBLES SA (CR)	2.40	---	2.40	28/08/2015	2.40	2.40	2.40	2.40	2.40	---	---	9.12	2014	542	6	1,300.80	56,926.93	1.61	2.73	2353
79,721,775	0.300	---	---	---	30/05/2007	23/06/2014	---	LAMDA DEVELOPMENT SA (CR)	4.55	7.06 #	4.25	28/08/2015	4.23	4.13	4.65	4.55	4.48	---	---	---	2014	286,956	272	1,286,271.94	362,734.08	2.46	4.74	8633
21,364,000	1.12	---	---	---	05/07/2010	10/08/2005	---	LAMPSPA HOTEL SA (CR)	17.50	---	17.50	28/08/2015	---	---	---	---	---	---	---	-(6)-	2014	---	---	---	373,870.00	15.40	18.00	5753
5,939,268	0.620	---	---	---	10/07/2003	03/01/2002	---	LANAKAM SA (CR)	0.930	---	0.930	28/08/2015	---	---	---	---	---	---	---	---	2014	---	---	---	5,523.52	0.891	1.16	3763
7,734,375	1.00	---	---	---	09/07/2007	07/01/2011	---	LIVANIS SA (CR)	0.170	---	0.170	28/08/2015	---	---	---	---	---	---	---	---	2014	---	---	---	1,314.84	0.117	0.210	5557
4,740,000	0.860	---	---	---	14/03/2003	---	---	LOGISMOS S.A. (CR)	0.498	---	0.498	28/08/2015	---	---	---	---	---	---	---	---	2014	---	---	---	2,360.52	0.216	0.539	9533
17,125,062	0.940	---	---	---	01/06/2010	02/02/2015	---	LOULIS MILLS SA (CR)	1.79	---	1.79	28/08/2015	---	---	---	---	---	---	---	8.75	2014	---	---	---	30,653.86	1.59	2.35	3577
937,122,261	0.300	---	---	---	26/04/2007	29/08/2014	---	MARFIN INVESTMENT GROUP (CR)	0.077	1.32 #	0.076	28/08/2015	0.076	0.075	0.080	0.077	0.078	---	---	---	2014	344,660	97	26,774.49	72,158.41	0.066	0.232	8775
9,819,370	0.690	---	---	---	14/08/2007	09/01/2004	---	MATHIOS REFRACTORY SA (CR)	0.403	---	0.403	28/08/2015	---	---	---	---	---	---	---	---	2014	---	---	---	3,957.21	0.189	0.403	2353
468,700	0.47	0.65	1	25/06/2015	21/05/2004	---	---	MERMEREN KOMB. A.D. PR. (GDR)	5.89	6.70 #	5.52	28/08/2015	5.89	5.89	5.89	5.89	5.89	---	---	0.40	2014	5	1	29.45	2,760.64	4.63	8.15	1775
51,950,600	0.320	0.25	0.3	0.5	08/05/2015	21/10/2005	---	METKA (CR)	6.74	-1.61 €	6.85	28/08/2015	6.72	6.72	6.88	6.74	6.80	---	---	4.74	2014	28,524	88	193,831.74	350,147.04	6.31	10.50	2757
10,500,000	0.950	---	---	---	24/06/2008	19/12/2013	---	MEVACO SA (CR)	1.02	---	1.02	28/08/2015	---	---	---	---	---	---	---	---	2014	---	---	---	10,710.00	0.701	1.20	2757
6,700,000	0.800	---	0.16	0.03	26/06/2015	29/05/2014	---	MILLS KEPENOS (CR)	1.80	---	1.80	28/08/2015	---	---	---	---	---	---	---	7.82	2014	---	---	---	12,060.00	1.17	2.14	3577
6,200,000	0.500	---	---	---	22/06/2010	01/11/1995	---	MINERVA KNITWEAR SA (CB)	0.250	---	0.250	28/08/2015	---	---	---	---	---	---	---	---	2014	---	---	---	1,550.00	0.225	0.300	3763
12,417,000	0.370	---	---	---	28/07/2008	06/09/2011	---	MLS MULTIMEDIA SA (CR)	3.79	-2.82 €	3.90	28/08/2015	3.85	3.79	3.90	3.79	3.80	---	---	27.90	2014	5,090	30	19,345.40	47,060.43	3.48	4.25	9537
11,700,000	0.590	---	---	---	02/06/2009	24/07/2012	---	MOTODYNAMICS S.A. (CR)	0.838	---	0.838	28/08/2015	---	---	---	---	---	---	---	---	2014	---	---	---	9,804.60	0.199	0.900	5379
110,782,980	0.750	0.3	0.2	---	26/06/2014	04/11/2013	---	MOTOR OIL (CR)	9.30	0.22 #	9.28	28/08/2015	9.12	8.93	9.33	9.30	9.26	---	---	---	2014	498,071	531	4,612,031.38	1,030,281.71	5.64	9.33	533
116,915,862	1.07	---	---	---	11/05/2009	06/07/2011	---	MYTILINEOS HOLDINGS (CR)	4.54	-4.62 €	4.76	28/08/2015	4.69	4.50	4.75	4.54	4.60	---	---	---	2014	185,376	597	852,629.95	530,798.01	4.09	6.97	1755
8,321,682	0.670	---	---	---	17/08/2007	23/11/1999	---	N. LEVEDERIS SA (CB)	0.190	---	0.190	28/08/2015	---	---	---	---	---	---	---	---	2014	---	---	---	4,065.72	0.126	0.220	1757
2,160,524	0.670	0.0436	0.0436	0.0436	29/07/2015	23/11/1999	---	N. LEVEDERIS SA (PB)	1.15	---	1.15	28/08/2015	---	---	---	---	---	---	---	---	2014	---	---	---	4,065.72	0.380	1.15	1757
11,510,102	0.890	---	---	---	24/06/2005	06/10/1999	---	NAFPAKTOS TEXTILE IND. SA (CB)	0.299	---	0.299	28/08/2015	---	---	---	---	---	---	---	---	2014	---	---	---	3,441.52	0.193	0.302	3763
6,340,000	0.600	---	---	---	30/11/2009	12/07/2000	---	NAKAS MUSIC	0.936	---	0.936	28/08/2015	---	---	---	---	---	---	---	29.09	2014	---	---	---	5,934.24	0.461	1.05	5379
3,533,149,631	0.300	---	---	---	16/05/2008	24/05/2013	---	NATIONAL BANK (CR)	0.520	-1.70 €	0.529	28/08/2015	0.540	0.511	0.543	0.520	0.524	---	---	---	2014	5,422,120	1,527	2,842,082.28	1,837,237.81	0.355	1.72	8355
23,935,280	0.300	---	---	---	29/06/2009	13/06/2000	---	NAYTEMPORIKI PUBLISHING SA(CR)	0.126	---	0.126	28/08/2015	---	---	---	---	---	---	---	---	2014	---	---	---	3,015.85	0.090	0.200	5557
27,848,000	0.300	0.0137	0.004	0.0032	18/08/2015	02/09/2003	---	NEWSPHONE HELLAS SA (CR)	0.201	0.50 #	0.200	28/08/2015	0.200	0.190	0.205	0.201	0.200	---	---	22.86	2014	1,549	6	310.54	5,597.45	0.176	0.325	2791

Number of Outstanding Securities	Nominal Value	Dividends [1]			Date of Last Coupon		Note	Shares	Closing price	% change	Previous closing price/date	Open price	Price min	Price max	Last price	Avg price	Last Bid [7]	Last Ask [7]	P/E after	Year	Volume	Trades	Transactions Value[8]	Company Mkt Value (thou. €)	Year low	Year high	Sector[4]	
		2012	2013	2014	Dividend [2]	Right																						
Main Market																												
6,132,500	1.25	---	---	---	24/06/2011	19/06/2001	---	NEXANS HELLAS SA (CR)	0.977	---	↘ 0.977	28/08/2015	---	---	---	---	---	---	---	2014	---	---	---	5,991.45	0.715	1.77	2733	
319,000,000	0.300	0.57	0.25	0.7017	22/04/2015	25/04/2001	---	OPAP (CR)	7.00	-2.24	☒ 7.16	28/08/2015	7.29	6.91	7.30	7.00	7.07	---	11.55	2014	684,277	1,032	4,835,623.66	2,233,000.00	5.65	9.90	5752	
490,150,389	2.83	---	---	0.08	25/06/2015	18/06/1998	---	OTE (CR)	8.15	-2.86	☒ 8.39	28/08/2015	8.30	8.13	8.33	8.15	8.21	---	36.28	2014	626,695	856	5,147,444.89	3,994,725.67	5.75	9.47	6535	
25,000,000	2.00	0.05	0.12	0.099	25/06/2015	08/08/2003	---	P.P.A. S.A. (CR)	14.21	-3.20	☒ 14.68	28/08/2015	14.11	14.11	14.44	14.21	14.23	---	52.52	2014	459	26	6,530.30	355,250.00	9.32	16.40	2777	
4,971,466	1.46	---	---	---	04/07/2007	08/10/2003	---	PAIRIS SA (CR)	0.198	---	↘ 0.198	28/08/2015	---	---	---	---	---	---	---	2014	---	---	---	984.35	0.106	0.253	2723	
3,953,090	0.900	---	---	0.067	27/05/2015	05/12/2012	---	PAPERPACK (CR)	0.999	0.10	# 0.998	28/08/2015	0.850	0.850	0.999	0.999	0.999	---	3.07	2014	5,005	5	4,999.25	3,949.14	0.684	1.07	2723	
50,797,369	0.310	---	---	---	17/08/2000	12/10/2010	---	PAPOUTSANIS (CR)	0.296	-0.34	☒ 0.297	28/08/2015	0.289	0.268	0.296	0.296	0.272	---	---	2014	1,100	12	299.70	15,036.02	0.225	0.439	3767	
7,070,400	0.930	---	---	---	18/05/2010	25/05/2015	---	PETROPOULOS PETROS (CR)	3.49	0.29	# 3.48	28/08/2015	3.44	3.44	3.49	3.49	3.48	---	21.49	2014	945	6	3,286.75	24,675.70	2.98	3.84	2753	
6,101,979,715	0.300	---	---	---	16/05/2008	05/06/2013	---	PIRAEUS BANK (CR)	0.086	-4.44	☒ 0.090	28/08/2015	0.090	0.085	0.091	0.086	0.088	---	---	2014	12,662,587	927	1,107,978.62	524,770.26	0.069	1.01	8355	
22,080,000	0.330	0.12	0.2	---	21/05/2014	27/04/2015	---	PLAISIO COMPUTERS SA (CR)	4.65	-3.13	☒ 4.80	28/08/2015	4.80	4.65	4.80	4.65	4.72	---	6.41	2014	480	8	2,264.00	102,672.00	4.04	6.25	9572	
232,000,000	4.60	0.025	---	0.05	20/07/2015	12/12/2001	---	PPC (CR)	4.06	-3.10	☒ 4.19	28/08/2015	4.20	4.05	4.21	4.06	4.09	---	27.52	2014	330,214	551	1,349,458.42	941,920.00	3.30	7.65	7535	
11,812,193	0.470	---	---	0.02	26/03/2015	15/11/2006	---	PROFILE SA (CR)	0.463	-0.86	☒ 0.467	28/08/2015	0.469	0.463	0.469	0.463	0.469	---	12.26	2014	1,525	3	714.48	5,469.05	0.365	0.527	9533	
27,345,120	0.470	---	---	---	18/07/2005	26/02/2014	---	QUALITY & RELIABILITY SA (CR)	0.290	-1.70	☒ 0.295	28/08/2015	0.300	0.283	0.300	0.290	0.291	---	10.89	2014	400	4	116.40	7,930.08	0.242	0.560	9533	
11,962,443	0.500	---	---	---	05/09/2008	12/12/2013	---	QUEST HOLDINGS (CR)	3.94	---	↘ 3.94	28/08/2015	---	---	---	---	---	---	20.79	2014	---	---	---	47,132.03	3.60	5.35	9533	
57,434,884	1.31	---	---	---	05/06/2008	12/06/2009	---	REDS S.A. (CR)	0.400	---	↘ 0.400	28/08/2015	0.400	0.400	0.400	0.400	0.400	---	---	2014	40	1	16.00	22,973.95	0.348	0.516	8633	
22,280,000	0.300	---	---	---	11/04/2011	23/02/2007	---	REVOIL (CR)	0.386	---	↘ 0.386	28/08/2015	---	---	---	---	---	---	---	2014	---	---	---	8,600.08	0.200	0.403	5379	
7,500,000	0.800	0.0024	0.0863	0.1	19/06/2015	10/02/2014	---	S.KANAKIS SA (CR)	1.95	---	↘ 1.95	28/08/2015	---	---	---	---	---	---	8.80	2014	---	---	---	14,625.00	1.67	2.10	3577	
52,067,296	0.300	---	---	---	23/12/2003	24/01/2007	---	SELECTED TEXT. IND. ASSOC (CR)	0.176	---	↘ 0.176	28/08/2015	---	---	---	---	---	---	---	2014	---	---	---	9,163.84	0.144	0.273	3763	
6,456,530	1.61	---	---	---	29/06/2001	02/08/2010	---	SPACE HELLAS SA (CR)	1.79	---	↘ 1.79	28/08/2015	---	---	---	---	---	---	4.73	2014	---	---	---	11,557.19	1.43	1.99	9578	
28,438,268	0.300	---	---	---	21/08/2006	24/11/1999	---	SPIROY AGRICULTURE SA (CR)	0.544	9.90	# 0.495	28/08/2015	0.446	0.446	0.544	0.544	0.504	---	---	2014	34	3	17.12	15,470.42	0.243	0.544	1357	
40,693,350	5.00	---	---	---	03/07/2006	26/05/2015	---	TECHNICAL OLYMPIC SA (CR)	0.934	-0.11	☒ 0.935	28/08/2015	0.934	0.890	0.934	0.934	0.900	---	---	2014	922	6	829.47	38,007.59	0.571	1.12	3728	
109,314,400	0.300	---	---	---	28/05/2012	05/08/2015	---	TERNA ENERGY (CR)	2.43	---	↘ 2.43	28/08/2015	2.46	2.36	2.46	2.43	2.41	---	---	2014	20,277	95	48,916.55	265,633.99	1.70	3.32	7537	
36,300,000	1.12	0.162	0.285	0.24	03/08/2015	12/12/2007	---	THESSALONIKA WATER & SEWERAGE	2.70	-1.46	☒ 2.74	28/08/2015	2.74	2.70	2.80	2.70	2.72	---	7.41	2014	4,470	17	12,139.24	98,010.00	2.22	3.35	7577	
45,094,620	0.660	0.0467	0.05	0.0225	20/04/2015	01/11/1999	---	THRACE PLASTICS SA (CR)	1.29	-2.27	☒ 1.32	28/08/2015	1.39	1.29	1.39	1.29	1.31	---	---	2014	4,036	23	5,278.17	58,172.06	0.849	1.53	1357	
77,063,568	4.00	---	---	0.1551	24/06/2015	25/06/2004	---	TITAN CEMENT (CR)	18.72	-5.21	☒ 19.75	28/08/2015	19.75	18.30	20.00	18.72	18.80	---	17.27	2014	97,014	393	1,824,139.54	1,520,287.52	15.64	24.95	2353	
7,568,960	4.00	---	---	0.1551	24/06/2015	25/06/2004	---	TITAN CEMENT CO. (PR)	10.26	---	↘ 10.26	28/08/2015	---	---	---	---	---	---	9.47	2014	---	---	---	1,520,287.52	7.45	10.89	2353	
10,080,000	3.00	1.5	0.6	1.95	04/05/2015	27/08/2001	---	TPA SA (CR)	20.90	---	↘ 20.90	28/08/2015	---	---	---	---	---	---	9.89	2014	---	---	---	210,672.00	15.72	23.95	2777	
15,627,315	0.300	---	---	---	16/11/1992	03/12/2012	---	UNIBIOS (CR)	0.108	-0.92	☒ 0.109	28/08/2015	0.108	0.077	0.108	0.108	0.107	---	---	2014	1,040	5	111.70	1,687.75	0.077	0.180	2353	
18,810,000	0.400	---	---	---	08/07/2010	14/11/2007	---	VARVERIS - MODA BAGNO SA (CR)	0.117	---	↘ 0.117	28/08/2015	---	---	---	---	---	---	---	2014	---	---	---	2,200.77	0.081	0.184	2353	
233,164,646	---	---	---	---	---	23/07/2015	---	VIOHALCO SA/NV (CB)	2.08	-1.89	☒ 2.12	28/08/2015	2.12	2.03	2.15	2.08	2.10	---	---	---	---	51,006	144	107,139.80	484,982.46	1.79	4.11	2727
4,968,600	2.88	---	---	---	01/07/1998	14/12/1998	---	VIS SA (CR)	0.757	-9.99	☒ 0.841	28/08/2015	0.757	0.757	0.757	0.757	0.757	---	---	2014	10	1	7.57	3,761.23	0.461	1.34	2723	
6,325,000	0.600	---	---	---	02/05/2014	17/02/2014	---	VOGIATZOGLOU SYSTEMS SA (CR)	0.976	---	↘ 0.976	28/08/2015	---	---	---	---	---	---	28.45	2014	---	---	---	6,173.20	0.836	1.00	2797	

Exchange Traded Funds (ETFs)

6,030,903	---	---	---	24/01/2008	---	ALPHA ETF FTSE Athex Large Cap	1.84	---	↘	1.84	28/08/2015	---	---	---	---	---	---	---	---	---	---	---	---	---	---	---	---	---	---	---	---	---	---	---	---	---	---	---	---	---	---	---	---	---	---	---	---	---	---	---	---	---	---	---	---	---	---	---	---	---	---	---	---	---	---	---	---	---	---	---	---	---	---	---	---	---	---	---	---	---	---	---	---	---	---	---	---	---	---	---	---	---	---	---	---	---	---	---	---	---	---	---	---	---	---	---	---	---	---	---	---	---	---	---	---	---	---	---	---	---	---	---	---	---	---	---	---	---	---	---	---	---	---	---	---	---	---	---	---	---	---	---	---	---	---	---	---	---	---	---	---	---	---	---	---	---	---	---	---	---	---	---	---	---	---	---	---	---	---	---	---	---	---	---	---	---	---	---	---	---	---	---	---	---	---	---	---	---	---	---	---	---	---	---	---	---	---	---	---	---	---	---	---	---	---	---	---	---	---	---	---	---	---	---	---	---	---	---	---	---	---	---	---	---	---	---	---	---	---	---	---	---	---	---	---	---	---	---	---	---	---	---	---	---	---	---	---	---	---	---	---	---	---	---	---	---	---	---	---	---	---	---	---	---	---	---	---	---	---	---	---	---	---	---	---	---	---	---	---	---	---	---	---	---	---	---	---	---	---	---	---	---	---	---	---	---	---	---	---	---	---	---	---	---	---	---	---	---	---	---	---	---	---	---	---	---	---	---	---	---	---	---	---	---	---	---	---	---	---	---	---	---	---	---	---	---	---	---	---	---	---	---	---	---	---	---	---	---	---	---	---	---	---	---	---	---	---	---	---	---	---	---	---	---	---	---	---	---	---	---	---	---	---	---	---	---	---	---	---	---	---	---	---	---	---	---	---	---	---	---	---	---	---	---	---	---	---	---	---	---	---	---	---	---	---	---	---	---	---	---	---	---	---	---	---	---	---	---	---	---	---	---	---	---	---	---	---	---	---	---	---	---	---	---	---	---	---	---	---	---	---	---	---	---	---	---	---	---	---	---	---	---	---	---	---	---	---	---	---	---	---	---	---	---	---	---	---	---	---	---	---	---	---	---	---	---	---	---	---	---	---	---	---	---	---	---	---	---	---	---	---	---	---	---	---	---	---	---	---	---	---	---	---	---	---	---	---	---	---	---	---	---	---	---	---	---	---	---	---	---	---	---	---	---	---	---	---	---	---	---	---	---	---	---	---	---	---	---	---	---	---	---	---	---	---	---	---	---	---	---	---	---	---	---	---	---	---	---	---	---	---	---	---	---	---	---	---	---	---	---	---	---	---	---	---	---	---	---	---	---	---	---	---	---	---	---	---	---	---	---	---	---	---	---	---	---	---	---	---	---	---	---	---	---	---	---	---	---	---	---	---	---	---	---	---	---	---	---	---	---	---	---	---	---	---	---	---	---	---	---	---	---	---	---	---	---	---	---	---	---	---	---	---	---	---	---	---	---	---	---	---	---	---	---	---	---	---	---	---	---	---	---	---	---	---	---	---	---	---	---	---	---	---	---	---	---	---	---	---	---	---	---	---	---	---	---	---	---	---	---	---	---	---	---	---	---	---	---	---	---	---	---	---	---	---	---	---	---	---	---	---	---	---	---	---	---	---	---	---	---	---	---	---	---	---	---	---	---	---	---	---	---	---	---	---	---	---	---	---	---	---	---	---	---	---	---	---	---	---	---	---	---	---	---	---	---	---	---	---	---	---	---	---	---	---	---	---	---	---	---	---	---	---	---	---	---	---	---	---	---	---	---	---	---	---	---	---	---	---	---	---	---	---	---	---	---	---	---	---	---	---	---	---	---	---	---	---	---	---	---	---	---	---	---	---	---	---	---	---	---	---	---	---	---	---	---	---	---	---	---	---	---	---	---	---	---	---	---	---	---	---	---	---	---	---	---	---	---	---	---	---	---	---	---	---	---	---	---	---	---	---	---	---	---	---	---	---	---	---	---	---	---	---	---	---	---	---	---	---	---	---	---	---	---	---	---	---	---	---	---	---	---	---	---	---	---	---	---	---	---	---	---	---	---	---	---	---	---	---	---	---	---	---	---	---	---	---	---	---	---	---	---	---	---	---	---	---	---	---	---	---	---	---	---	---	---	---	---	---	---	---	---	---	---	---	---	---	---	---	---	---	---	---	---	---	---	---	---	---	---	---	---	---	---	---	---	---	---	---	---	---	---	---	---	---	---	---	---	---	---	---	---	---	---	---	---	---	---	---	---	---	---	---	---	---	---	---	---	---	---	---	---	---	---	---	---	---	---	---	---	---	---	---	---	---	---	---	---	---	---	---	---	---	---	---	---	---	---	---	---	---	---	---	---	---	---	---	---	---	---	---	---	---	---	---	---	---	---	---	---	---	---	---	---	---	---	---	---	---	---	---	---	---	---	---	---	---	---	---	---	---	---	---	---	---	---	---	---	---	---	---	---	---	---	---	---	---	---	---	---	---	---	---	---	---	---	---	---	---	---	---	---	---	---	---	---	---	---	---	---	---	---	---	---	---	---	---	---	---	---	---	---	---	---	---	---	---	---	---	---	---	---	---	---	---	---	---	---	---	---	---	---	---	---	---	---	---	---	---	---	---	---	---	---	---	---	---	---	---	---	---	---	---	---	---	---	---	---	---	---	---	---	---	---	---	---	---	---	---	---	---	---	---	---	---	---	---	---	---	---	---	---	---	---	---	---	---	---	---	---	---	---	---	---	---	---	---	---	---	---	---	---	---	---	---	---	---	---	---	---	---</
-----------	-----	-----	-----	------------	-----	--------------------------------	------	-----	---	------	------------	-----	-----	-----	-----	-----	-----	-----	-----	-----	-----	-----	-----	-----	-----	-----	-----	-----	-----	-----	-----	-----	-----	-----	-----	-----	-----	-----	-----	-----	-----	-----	-----	-----	-----	-----	-----	-----	-----	-----	-----	-----	-----	-----	-----	-----	-----	-----	-----	-----	-----	-----	-----	-----	-----	-----	-----	-----	-----	-----	-----	-----	-----	-----	-----	-----	-----	-----	-----	-----	-----	-----	-----	-----	-----	-----	-----	-----	-----	-----	-----	-----	-----	-----	-----	-----	-----	-----	-----	-----	-----	-----	-----	-----	-----	-----	-----	-----	-----	-----	-----	-----	-----	-----	-----	-----	-----	-----	-----	-----	-----	-----	-----	-----	-----	-----	-----	-----	-----	-----	-----	-----	-----	-----	-----	-----	-----	-----	-----	-----	-----	-----	-----	-----	-----	-----	-----	-----	-----	-----	-----	-----	-----	-----	-----	-----	-----	-----	-----	-----	-----	-----	-----	-----	-----	-----	-----	-----	-----	-----	-----	-----	-----	-----	-----	-----	-----	-----	-----	-----	-----	-----	-----	-----	-----	-----	-----	-----	-----	-----	-----	-----	-----	-----	-----	-----	-----	-----	-----	-----	-----	-----	-----	-----	-----	-----	-----	-----	-----	-----	-----	-----	-----	-----	-----	-----	-----	-----	-----	-----	-----	-----	-----	-----	-----	-----	-----	-----	-----	-----	-----	-----	-----	-----	-----	-----	-----	-----	-----	-----	-----	-----	-----	-----	-----	-----	-----	-----	-----	-----	-----	-----	-----	-----	-----	-----	-----	-----	-----	-----	-----	-----	-----	-----	-----	-----	-----	-----	-----	-----	-----	-----	-----	-----	-----	-----	-----	-----	-----	-----	-----	-----	-----	-----	-----	-----	-----	-----	-----	-----	-----	-----	-----	-----	-----	-----	-----	-----	-----	-----	-----	-----	-----	-----	-----	-----	-----	-----	-----	-----	-----	-----	-----	-----	-----	-----	-----	-----	-----	-----	-----	-----	-----	-----	-----	-----	-----	-----	-----	-----	-----	-----	-----	-----	-----	-----	-----	-----	-----	-----	-----	-----	-----	-----	-----	-----	-----	-----	-----	-----	-----	-----	-----	-----	-----	-----	-----	-----	-----	-----	-----	-----	-----	-----	-----	-----	-----	-----	-----	-----	-----	-----	-----	-----	-----	-----	-----	-----	-----	-----	-----	-----	-----	-----	-----	-----	-----	-----	-----	-----	-----	-----	-----	-----	-----	-----	-----	-----	-----	-----	-----	-----	-----	-----	-----	-----	-----	-----	-----	-----	-----	-----	-----	-----	-----	-----	-----	-----	-----	-----	-----	-----	-----	-----	-----	-----	-----	-----	-----	-----	-----	-----	-----	-----	-----	-----	-----	-----	-----	-----	-----	-----	-----	-----	-----	-----	-----	-----	-----	-----	-----	-----	-----	-----	-----	-----	-----	-----	-----	-----	-----	-----	-----	-----	-----	-----	-----	-----	-----	-----	-----	-----	-----	-----	-----	-----	-----	-----	-----	-----	-----	-----	-----	-----	-----	-----	-----	-----	-----	-----	-----	-----	-----	-----	-----	-----	-----	-----	-----	-----	-----	-----	-----	-----	-----	-----	-----	-----	-----	-----	-----	-----	-----	-----	-----	-----	-----	-----	-----	-----	-----	-----	-----	-----	-----	-----	-----	-----	-----	-----	-----	-----	-----	-----	-----	-----	-----	-----	-----	-----	-----	-----	-----	-----	-----	-----	-----	-----	-----	-----	-----	-----	-----	-----	-----	-----	-----	-----	-----	-----	-----	-----	-----	-----	-----	-----	-----	-----	-----	-----	-----	-----	-----	-----	-----	-----	-----	-----	-----	-----	-----	-----	-----	-----	-----	-----	-----	-----	-----	-----	-----	-----	-----	-----	-----	-----	-----	-----	-----	-----	-----	-----	-----	-----	-----	-----	-----	-----	-----	-----	-----	-----	-----	-----	-----	-----	-----	-----	-----	-----	-----	-----	-----	-----	-----	-----	-----	-----	-----	-----	-----	-----	-----	-----	-----	-----	-----	-----	-----	-----	-----	-----	-----	-----	-----	-----	-----	-----	-----	-----	-----	-----	-----	-----	-----	-----	-----	-----	-----	-----	-----	-----	-----	-----	-----	-----	-----	-----	-----	-----	-----	-----	-----	-----	-----	-----	-----	-----	-----	-----	-----	-----	-----	-----	-----	-----	-----	-----	-----	-----	-----	-----	-----	-----	-----	-----	-----	-----	-----	-----	-----	-----	-----	-----	-----	-----	-----	-----	-----	-----	-----	-----	-----	-----	-----	-----	-----	-----	-----	-----	-----	-----	-----	-----	-----	-----	-----	-----	-----	-----	-----	-----	-----	-----	-----	-----	-----	-----	-----	-----	-----	-----	-----	-----	-----	-----	-----	-----	-----	-----	-----	-----	-----	-----	-----	-----	-----	-----	-----	-----	-----	-----	-----	-----	-----	-----	-----	-----	-----	-----	-----	-----	-----	-----	-----	-----	-----	-----	-----	-----	-----	-----	-----	-----	-----	-----	-----	-----	-----	-----	-----	-----	-----	-----	-----	-----	-----	-----	-----	-----	-----	-----	-----	-----	-----	-----	-----	-----	-----	-----	-----	-----	-----	-----	-----	-----	-----	-----	-----	-----	-----	-----	-----	-----	-----	-----	-----	-----	-----	-----	-----	-----	-----	-----	-----	-----	-----	-----	-----	-----	-----	-----	-----	-----	-----	-----	-----	-----	-----	-----	-----	-----	-----	-----	-----	-----	-----	-----	-----	-----	-----	-----	-----	-----	-----	-----	-----	-----	-----	-----	-----	-----	-----	-----	-----	-----	-----	-----	-----	-----	-----	-----	-----	-----	-----	-----	-----	-----	-----	-----	-----	-----	-----	-----	-----	-----	-----	-----	-----	-----	-----	-----	-----	-----	-----	-----	-----	-----	-----	-----	-----	-----	-----	-----	-----	-----	-----	-----	-----	-----	-----	-----	-----	-----	-----	-----	-----	-----	-----	-----	-----	-----	-----	-----	-----	-----	-----	-----	-----	-----	-----	-----	-----	-----	-----	-----	-----	-----	-----	-----	-----	-----	-----	-----	-----	-----	-----	-----	-----	-----	-----	-----	-----	-----	-----	-----	-----	-----	-----	-----	-----	-----	-----	-----	-----	-----	-----	-----	-----	-----	-----	-----	-----	-----	-----	-----	-----	-----	-----	-----	-----	-----	-----	-----	-----	-----	-----	-----	-----	-----	-----	-----	-----	-----	-----	-----	-----	-----	-----	-----	-----	-----	-----	-----	-----	-----	-----	-----	-----	-----	-----	-----	-----	-----	-----	-----	-----	-----	-----	-----	-----	-----	-----	-----	-----	-----	-----	-----	-----	-----	-----	-----	-----	-----	-----	-----	-----	-----	-----	-----	-----	-----	-----	-----	-----	-----	-----	-----	-----	-----	-----	-----	-----	-----	-----	-----	-----	-----	-----	-----	-----	-----	-----	-----	-----	-----	-----	-----	-----	-----	-----	-----	-----	-----	-----	-----	-----	-----	-----	-----	-----	-----	-----	-----	-----	-----	-----	-----	-----	-----	-----	-----	-----	-----	-----	-----	-----	-----	-----	-----	-----	-----	-----	-----	-----	-----	-----	-----	-----	-----	-----	-----	-----	-----	-----	-----	-----	-----	-----	-----	-----	-----	-----	-----	-----	-----	-----	-----	-----	-----	-----	-----	-----	-----	-----	-----	-----	-----	-----	-----	-----	-----	-----	-----	-----	-----	-----	-----	-----	-----	-----	-----	-----	-----	-----	-----	-----	-----	-----	-----	-----	-----	-----	-----	-----	-----	-----	-----	-----	-----	-----	-----	-----	-----	-----	-----	-----	-----	-----	-----	-----	-----	-----	-----	-----	-----	-----	-----	-----	-----	-----	-----	-----	-----	-----	-----	-----	-----	-----	-----	-----	-----	-----	-----	-----	-----	-----	-----	-----	-----	-------

Number of Outstanding Securities	Nominal Value	Dividends [1]			Date of Last Coupon Dividend [2]		Note	Shares	Closing price	% change	Previous closing price/date	Open price	Price min	Price max	Last price	Avg price	Last Bid [7]	Last Ask [7]	P/E after	Year	Volume	Trades	Transactions Value[8]	Company Mkt Value (thou. €)	Year low	Year high	Sector[4]
----------------------------------	---------------	---------------	--	--	----------------------------------	--	------	--------	---------------	----------	-----------------------------	------------	-----------	-----------	------------	-----------	--------------	--------------	-----------	------	--------	--------	-----------------------	-----------------------------	----------	-----------	------------

Low Dispersion

14,000,000	4.15	---	---	---	23/04/2010	29/06/1999	4815	ALPHA REAL ESTATE SA(CR)	4.06	---	↘	4.06	28/08/2015	---	---	---	---	---	21.85	2014	---	---	---	56,840.00	3.80	6.30	8637
63,900,000	3.00	---	---	---	23/06/2003	04/11/2008	4816	ASTIR PALACE SA (CR)	2.40	---	↘	2.40	28/08/2015	---	---	---	---	---	---	2014	---	---	---	153,360.00	1.83	3.60	5753
90,902,904	0.800	---	---	---	09/08/2004	08/03/2006	4814	ATHENA SA (CR)	0.300	---	↘	0.300	28/08/2015	---	---	---	---	---	---	2014	---	---	---	27,270.87	0.300	0.328	2357
191,660,320	0.300	---	---	---	20/07/2009	29/12/2010	4817	ATTICA HOLDINGS (CR)	0.447	-10.60	⬇	0.500	28/08/2015	0.447	0.447	0.447	0.447	0.447	---	2014	180	2	80.46	85,672.16	0.416	0.589	5759
71,082,707	1.70	---	---	---	01/07/2010	21/11/2012	4820	HERACLES GEN.CEMENT CO. (CR)	1.19	---	↘	1.19	28/08/2015	---	---	---	---	---	---	2014	---	---	---	84,588.42	1.10	1.40	2353
13,404,440	8.63	---	---	---	02/04/2001	06/03/1992	4822	IONIAN HOTELS SA (CR)	6.06	---	↘	6.06	28/08/2015	---	---	---	---	---	-(6)-	2014	---	---	---	81,230.91	4.98	7.25	5753
2,760,000	11.83	8.52	8.5	9.3	23/06/2015	16/07/1990	4823	KARELIA TOBACCO CO. SA (CB)	210.00	---	↘	210.00	28/08/2015	---	---	---	---	---	9.36	2014	---	---	---	579,600.00	198.05	298.00	3785
30,600,000	0.300	---	---	---	12/06/2008	04/03/2014	5059	KATHIMERINI SA (CR)	0.720	---	↘	0.720	28/08/2015	---	---	---	---	---	---	2014	---	---	---	22,032.00	0.218	0.720	5557
14,074,000	3.00	---	---	---	02/03/2012	23/07/2009	5075	MIG REAL ESTATE (CR)	2.15	---	↘	2.15	28/08/2015	---	---	---	---	---	12.27	2014	---	---	---	30,259.10	1.95	3.45	8671
106,980,050	2.25	---	---	---	25/07/2008	24/02/2014	5046	MINOAN LINES SA (CR)	2.00	---	↘	2.00	28/08/2015	---	---	---	---	---	---	2014	---	---	---	213,960.10	1.43	2.00	5759
17,240,776	0.370	---	---	---	14/07/2005	30/09/2003	4827	PERSEUS SA (CR)	0.540	---	↘	0.540	28/08/2015	---	---	---	---	---	2.60	2014	---	---	---	9,310.02	0.300	0.700	3577
54,888,240	1.13	0.1	0.09	---	25/04/2014	22/03/2006	5100	TRASTOR REAL EST. INV. CO.(CR)	1.40	---	↘	1.40	28/08/2015	1.40	1.40	1.40	1.40	1.40	---	2014	28,706	3	40,188.40	76,843.54	0.900	1.41	8671

Surveillance

33,301,715	0.320	---	---	---	27/06/2003	08/07/2009	4978	AEGEK (CR)	0.057	18.75	#	0.048	28/08/2015	0.057	0.057	0.057	0.057	0.057	---	2014	197	2	11.23	1,898.20	0.032	0.085	2357
13,000,000	1.00	---	---	---	01/08/2007	07/04/2000	5093	AKRITAS SA (CR)	0.020	---	↘	0.020	28/08/2015	---	---	---	---	---	---	2014	---	---	---	260.00	0.020	0.125	2353
14,870,100	0.300	---	---	---	15/05/2008	26/09/2011	4844	ALPHA GRISSIN S.A. (CR)	0.054	---	↘	0.054	28/08/2015	---	---	---	---	---	---	2014	---	---	---	802.99	0.032	0.054	9533
215,246,452	0.300	---	---	---	25/06/2001	24/09/2001	4446	ALTEC SA (CR)	0.028	---	↘	0.028	28/08/2015	---	---	---	---	---	---	2014	---	---	---	6,026.90	0.017	0.030	9533
2,969,713	0.300	---	---	---	02/07/2008	28/02/2011	4958	ANEK LINES SA (PR, Issue '96)	0.170	---	↘	0.170	28/08/2015	---	---	---	---	---	---	2014	---	---	---	12,403.79	0.090	0.170	5759
312,163	0.300	---	---	---	02/07/2008	28/02/2011	4959	ANEK LINES SA (PR, Issue '90)	1.30	---	↘	1.30	28/08/2015	---	---	---	---	---	---	2014	---	---	---	12,403.79	1.15	1.30	5759
185,373,016	0.300	---	---	---	02/07/2008	28/02/2011	4957	ANEK LINES SA (CR)	0.062	-4.61	⬇	0.065	28/08/2015	0.065	0.061	0.065	0.061	0.062	---	2014	24,830	4	1,534.63	12,403.79	0.047	0.093	5759
20,255,805	0.300	---	---	---	22/08/2006	02/08/2010	4881	AXON HOLDING SA (CR)	0.058	---	↘	0.058	28/08/2015	---	---	---	---	---	---	2014	---	---	---	1,174.84	0.022	0.066	4533
17,579,754	4.16	---	---	---	18/08/2006	02/08/2010	5097	BIOTER SA (CR)	0.170	19.72	#	0.142	28/08/2015	0.170	0.170	0.170	0.170	0.170	---	2014	1,000	2	170.00	2,988.56	0.128	0.250	2357
14,173,104	0.300	---	---	---	11/08/2010	28/11/2013	5055	DIONIC (CR)	0.040	---	↘	0.040	28/08/2015	---	---	---	---	---	---	2014	---	---	---	566.92	0.025	0.086	2797
15,878,748	0.480	---	---	---	10/07/2006	22/03/2004	5095	DOMIKI KRITIS SA (CR)	0.318	---	↘	0.318	28/08/2015	---	---	---	---	---	---	2014	---	---	---	5,049.44	0.216	0.340	2357
3,961,300	1.28	---	---	---	29/06/2004	03/08/2000	5080	DUROS SA (CR)	0.267	---	↘	0.267	28/08/2015	---	---	---	---	---	---	2014	---	---	---	1,057.67	0.145	0.585	3763
7,085,888	1.59	---	---	---	02/07/1996	06/09/2010	4690	ELVIEMEK (CR)	3.97	---	↘	3.97	28/08/2015	---	---	---	---	---	---	2014	---	---	---	28,130.98	3.97	3.97	8633
6,000,000	0.600	---	---	---	13/06/2008	08/04/2004	4886	EUROBROKERS S.A. (CR)	0.009	---	↘	0.009	28/08/2015	---	---	---	---	---	---	2014	---	---	---	54.00	0.009	0.020	8534
21,820,410	0.800	---	---	---	22/05/2008	02/08/2011	4882	EUROMEDICA SA (CR)	0.440	---	↘	0.440	28/08/2015	---	---	---	---	---	---	2014	---	---	---	9,600.98	0.320	0.440	4533
110,097,185	0.300	---	---	---	04/12/2013	5033	Forthnet (CR)	0.850	18.06	#	0.720	28/08/2015	0.850	0.850	0.850	0.850	0.850	---	---	2013	1	1	0.85	93,582.61	0.484	1.19	9535
77,376,446	0.340	---	---	---	23/05/2005	18/08/2011	5094	G.E. DIMITRIOU (CR)	0.011	---	↘	0.011	28/08/2015	0.011	0.011	0.011	0.011	0.011	---	2014	32,907	3	361.98	851.14	0.011	0.030	3722
1,270,000	0.300	---	---	---	06/07/2007	06/02/2013	5007	GIRAKIAN PROFIL SA (CB)	0.336	---	↘	0.336	28/08/2015	---	---	---	---	---	---	2014	---	---	---	426.72	0.247	0.420	1757
36,748,909	0.730	---	---	---	15/12/2005	13/12/2006	5083	HEL. SUGAR INDUSTRY SA (CB)	0.143	17.21	#	0.122	28/08/2015	0.142	0.142	0.146	0.146	0.143	---	2014	5,750	4	819.70	5,255.09	0.113	0.327	3577
1,540,000	0.600	---	---	---	08/08/1994	19/09/2000	5058	J.BOUTARIS & SON HOLD. (PB)	0.006	---	↘	0.006	28/08/2015	---	---	---	---	---	---	2014	---	---	---	2,779.00	0.005	0.007	3535
25,179,640	0.600	---	---	---	08/08/1994	19/09/2000	5057	J.BOUTARIS & SON HOLD. SA (CB)	0.110	---	↘	0.110	28/08/2015	---	---	---	---	---	---	2014	---	---	---	2,779.00	0.016	0.119	3535
7,125,216	0.650	---	---	---	01/07/2005	14/12/1999	4955	KRE.KA SA (CR)	0.128	---	↘	0.128	28/08/2015	---	---	---	---	---	---	2014	---	---	---	912.03	0.101	0.225	3573
51,081,030	1.00	---	---	---	20/08/2007	03/09/2007	4912	LAVIPHARM SA (CR)	0.170	-5.03	⬇	0.179	28/08/2015	0.170	0.170	0.170	0.170	0.170	---	2014	4,500	3	765.00	8,683.78	0.086	0.180	4577
4,419,616	1.58	---	---	---	21/07/2011	04/03/2015	4983	MEDICON S.A (CR)	0.442	---	↘	0.442	28/08/2015	---	---	---	---	---	2.53	2014	---	---	---	1,953.47	0.233	0.453	4535

Number of Outstanding Securities	Nominal Value	Dividends [1]			Date of Last Coupon Dividend [2]		Note	Shares	Closing price	% change	Previous closing price/date	Open price	Price min	Price max	Last price	Avg price	Last Bid [7]	Last Ask [7]	P/E after	Year	Volume	Trades	Transactions Value[8]	Company Mkt Value (thou. €)	Year low	Year high	Sector[4]
--	------------------	---------------	--	--	-------------------------------------	--	------	--------	------------------	----------	--------------------------------	---------------	--------------	--------------	---------------	--------------	-----------------	--------------	--------------	------	--------	--------	--------------------------	--------------------------------	-------------	--------------	---------------

Surveillance

255,459,600	0.300	---	---	---	26/06/2000	03/12/2010	4833	NEL SA (CR)	0.070	---	↘ 0.070	28/08/2015	---	---	---	---	---	---	---	---	2014	---	---	---	17,882.17	0.009	0.070	5759
20,231,328	0.600	---	---	---	15/07/2008	25/06/2004	4879	NIKAS SA (CR)	0.092	---	↘ 0.092	28/08/2015	0.092	0.092	0.092	0.092	0.092	---	---	---	2014	220	1	20.24	1,861.28	0.092	0.147	3577
63,697,153	1.34	---	---	---	08/07/2008	10/11/2008	5081	NIREFS SA (CR)	0.072	2.86	# 0.070	28/08/2015	0.072	0.072	0.072	0.072	0.072	---	---	---	2014	7,000	3	504.00	4,586.20	0.061	0.124	3573
14,967,940	0.500	---	---	---	21/05/2008	04/01/2008	4956	PASAL DEVELOPMENT S.A. (CR)	0.100	---	↘ 0.100	28/08/2015	---	---	---	---	---	---	---	---	2014	---	---	---	1,496.79	0.060	0.189	8633
40,946,303	0.360	---	---	---	18/07/2005	27/11/2007	5089	PC SYSTEMS SA (CR)	0.035	---	↘ 0.035	28/08/2015	---	---	---	---	---	---	---	---	2014	---	---	---	1,433.12	0.026	0.098	9533
18,750,000	0.300	---	---	---	02/07/2001	31/12/2012	4985	PEGASUS PUBLISHING S.A. (CR)	0.100	---	↘ 0.100	28/08/2015	---	---	---	---	---	---	---	---	2014	---	---	---	1,875.00	0.057	0.283	5557
24,319,250	0.300	---	---	---	09/07/2002	04/07/2007	5054	PROODEFTIKH SA (CR)	0.089	---	↘ 0.089	28/08/2015	---	---	---	---	---	---	---	3.12	2014	---	---	---	2,164.41	0.057	0.152	2357
65,326,268	0.530	---	---	---	04/07/2007	19/07/2006	4750	SATO SA (CR)	0.128	---	↘ 0.128	28/08/2015	---	---	---	---	---	---	---	---	2014	---	---	---	8,361.76	0.024	0.128	3726
204,235,184	0.300	---	---	---	01/07/2008	30/07/2012	4961	SELONDA AQUACULTURE SA (CR)	0.060	-7.69	€ 0.065	28/08/2015	0.060	0.060	0.060	0.060	0.060	---	---	0.66	2014	35,000	12	2,100.00	12,254.11	0.050	0.117	3573
7,914,480	0.300	---	---	---	23/06/2008	29/06/2011	4888	SFAKIANAKIS SA (CR)	4.80	---	↘ 4.80	28/08/2015	---	---	---	---	---	---	---	---	2014	---	---	---	37,989.50	1.12	4.80	5379
10,000,000	1.35	---	---	---	24/06/2008	10/05/2005	4887	SIDMA SA (CR)	0.444	---	↘ 0.444	28/08/2015	---	---	---	---	---	---	---	---	2014	---	---	---	4,440.00	0.271	0.444	1757
100,793,000	0.300	---	---	---	16/07/2009	05/08/2013	5008	TELETIPOS SA (CR)	0.055	---	↘ 0.055	28/08/2015	---	---	---	---	---	---	---	---	2014	---	---	---	5,543.62	0.019	0.117	5553
16,383,428	0.300	---	---	---	25/06/2002	21/06/2013	4997	VARVARESSOS SA (CB)	0.044	---	↘ 0.044	28/08/2015	---	---	---	---	---	---	---	1.04	2014	---	---	---	720.87	0.031	0.165	3763
13,191,620	0.620	---	---	---	04/08/2010	09/09/2002	4977	YALCO - CONSTANTINOU SA (CB)	0.030	-18.92	€ 0.037	28/08/2015	0.030	0.030	0.030	0.030	0.030	---	---	---	2014	100	2	3.00	395.75	0.030	0.189	3722

Under Deletion

1,130,180	0.440	---	---	---	20/06/2003	02/07/2014	5092	COMPUCON SA (CR)	0.010	---	↘ 0.010	28/08/2015	---	---	---	---	---	---	---	---	2014	---	---	---	11.30	0.005	0.010	9537
9,567,289	0.300	---	---	---	01/07/2004	19/11/2007	5062	MARAC ELECTRONICS (CR)	0.298	---	↘ 0.298	28/08/2015	---	---	---	---	---	---	---	---	2014	---	---	---	2,851.05	0.298	0.298	9578
766,000	1.50	---	---	---	01/07/2004	11/12/2012	4937	TRIA ALFA SA (CR)	1.80	---	↘ 1.80	28/08/2015	---	---	---	---	---	---	---	---	2014	---	---	---	1,709.55	1.80	2.29	3763
245,000	1.50	---	---	---	19/07/2010	11/12/2012	4938	TRIA ALFA SA (PR)	1.35	---	↘ 1.35	28/08/2015	---	---	---	---	---	---	---	---	2014	---	---	---	1,709.55	1.35	1.35	3763
3,229,566	0.320	---	---	---	22/06/2005	23/09/1999	5091	VARANGIS AVEPE S.A. (CR)	0.300	---	↘ 0.300	28/08/2015	---	---	---	---	---	---	---	---	2014	---	---	---	968.87	0.300	0.520	3726

Suspension Status

5,000,000	0.400	---	---	---	03/06/2009	01/09/2014	5087	ALCO HELLAS SA (CR)	0.180	---	↘ 0.180	28/08/2015	---	---	---	---	---	---	---	---	---	---	---	900.00	0.130	0.307	1753
5,025,000	0.300	---	---	---	05/07/2005	14/03/2002	5023	ALSINCO S.A (CR)	0.043	---	↘ 0.043	28/08/2015	---	---	---	---	---	---	---	---	---	---	---	216.08	0.043	0.043	3763
1,750,955,549	0.600	---	---	---	19/05/2008	08/12/2011	4911	ATE (CR)	0.155	---	↘ 0.155	28/08/2015	---	---	---	---	---	---	---	---	---	---	---	271,398.11	0.155	0.155	8355
21,382,067	0.300	---	---	---	02/10/2006	15/02/2006	4628	ATERMON (CR)	0.120	---	↘ 0.120	28/08/2015	---	---	---	---	---	---	---	---	---	---	---	2,565.85	0.120	0.120	5555
81,644,555	0.300	---	---	---	01/07/2008	02/09/2002	5098	ATTI - KAT SA (CR)	0.012	---	↘ 0.012	28/08/2015	---	---	---	---	---	---	---	---	---	---	---	979.73	0.007	0.037	2357
105,423,498	0.510	---	---	---	01/07/2004	28/12/2005	4920	AVENIR S.A. (CR)	0.046	---	↘ 0.046	28/08/2015	---	---	---	---	---	---	---	---	---	---	---	4,849.48	0.046	0.046	5752
33,930,000	0.300	---	---	---	03/07/2006	30/05/2001	4865	BABIS VOVOS SA (CR)	0.304	---	↘ 0.304	28/08/2015	---	---	---	---	---	---	---	---	---	---	---	10,314.72	0.304	0.304	8633
20,121,710	1.21	---	---	---	27/07/1992	12/03/2003	5002	BALKAN R.E. (CR)	0.190	---	↘ 0.190	28/08/2015	---	---	---	---	---	---	---	---	---	---	---	3,823.12	0.190	0.190	8633
21,920,570	0.300	---	---	---	03/07/2007	13/12/1999	4702	CARDASSILARIS SA (CR)	0.140	---	↘ 0.140	28/08/2015	---	---	---	---	---	---	---	---	---	---	---	3,068.88	0.140	0.140	3577
54,547,634	0.500	---	---	---	25/04/2005	21/01/2009	4860	CH.TEGOPOULOS PUBL. SA (CR)	0.038	---	↘ 0.038	28/08/2015	---	---	---	---	---	---	---	---	---	---	---	2,072.81	0.038	0.038	5557
30,159,583	0.470	---	---	---	26/06/2008	29/12/2010	5047	DIAS A/C (CR)	0.050	---	↘ 0.050	28/08/2015	---	---	---	---	---	---	---	---	---	---	---	1,507.98	0.050	0.050	3573
7,847,611	1.20	---	---	---	01/08/2007	28/09/2011	4939	EDRASIS - C. PSALLIDAS SA (CR)	0.150	---	↘ 0.150	28/08/2015	---	---	---	---	---	---	---	---	---	---	---	1,177.14	0.150	0.150	2357
5,750,000	0.300	---	---	---	12/12/2008	12/12/2011	4929	ELECTRONIKI ATHINON SA (CR)	0.480	---	↘ 0.480	28/08/2015	---	---	---	---	---	---	---	---	---	---	---	2,760.00	0.480	0.480	5375
24,605,397	0.400	---	---	---	29/06/1995	27/05/2002	4651	EMPORIKOS DESMOS SA (CR)	0.080	---	↘ 0.080	28/08/2015	---	---	---	---	---	---	---	---	---	---	---	2,134.04	0.080	0.080	3722
1,182,903	0.400	---	---	---	01/07/1996	27/05/2002	4652	EMPORIKOS DESMOS SA (PR)	0.140	---	↘ 0.140	28/08/2015	---	---	---	---	---	---	---	---	---	---	---	2,134.04	0.140	0.140	3722

Number of Outstanding Securities	Nominal Value	Dividends [1]			Date of Last Coupon		Note	Shares	Closing price	% change	Previous closing price/date	Open price	Price min	Price max	Last price	Avg price	Last Bid [7]	Last Ask [7]	P/E after	Year	Volume	Trades	Transactions Value[8]	Company Mkt Value (thou. €)	Year low	Year high	Sector[4]	
		2012	2013	2014	Dividend [2]	Right																						
Suspension Status																												
7,326,648	1.00	---	---	---	26/07/2006	24/07/2001	4921	FINTEXPOR SA (CR)	0.328	---	↴	0.328	28/08/2015	---	---	---	---	---	---	---	---	---	---	---	2,403.14	0.328	0.328	3763
13,692,227	1.47	---	---	---	07/07/2006	08/10/1999	5049	HELLENIC FABRICS SA (CR)	0.117	---	↴	0.117	28/08/2015	---	---	---	---	---	---	---	---	---	---	---	1,601.99	0.117	0.117	3763
30,390,000	0.310	---	---	---	18/08/2008	29/12/2006	5099	HELLENIC FISHFARMING SA (CR)	0.070	---	↴	0.070	28/08/2015	---	---	---	---	---	---	---	---	---	---	---	2,127.30	0.026	0.078	3573
24,619,524	0.500	---	---	---	10/10/1986	30/12/2002	4914	KERAMIA-ALLATINI (CR)	0.088	---	↴	0.088	28/08/2015	---	---	---	---	---	---	---	---	---	---	---	2,166.52	0.088	0.088	8633
7,840,373	1.20	---	---	---	18/07/2002	05/03/2003	4765	KLONATEX SA (PR)	0.080	---	↴	0.080	28/08/2015	---	---	---	---	---	---	---	---	---	---	---	1,453.75	0.080	0.080	3763
20,663,047	1.20	---	---	---	21/08/2000	05/03/2003	4764	KLONATEX SA (CR)	0.040	---	↴	0.040	28/08/2015	---	---	---	---	---	---	---	---	---	---	---	1,453.75	0.040	0.040	3763
17,544,600	0.600	---	---	---	03/07/2000	01/08/2000	4868	KOYMBAS SYNERGY GROUP (CR)	0.132	---	↴	0.132	28/08/2015	---	---	---	---	---	---	---	---	---	---	---	2,315.89	0.132	0.132	8775
15,015,000	1.60	---	---	---	01/07/2002	02/02/2000	4603	MAXIM C.M. PERTSINIDIS SA (CB)	0.100	---	↴	0.100	28/08/2015	---	---	---	---	---	---	---	---	---	---	---	1,501.50	0.100	0.100	3763
66,937,526	0.700	---	---	---	13/08/2010	21/05/2003	5003	MICHANIKI SA (CR)	0.100	---	↴	0.100	28/08/2015	---	---	---	---	---	---	---	---	---	---	---	9,186.78	0.100	0.100	2357
25,968,987	0.700	---	---	---	13/08/2010	21/05/2003	5004	MICHANIKI SA (PR)	0.096	---	↴	0.096	28/08/2015	---	---	---	---	---	---	---	---	---	---	---	9,186.78	0.096	0.096	2357
13,555,100	1.00	---	---	---	08/07/2005		4576	MICROLAND COMPUTERS SA (CR)	0.640	---	↴	0.640	28/08/2015	---	---	---	---	---	---	---	---	---	---	---	8,675.26	0.640	0.640	5379
23,463,874	0.800	---	---	---	23/05/2003	21/12/1999	4918	NEORION SA (CR)	0.125	---	↴	0.125	28/08/2015	---	---	---	---	---	---	---	---	---	---	---	2,932.98	0.125	0.125	2753
42,501,273	0.300	---	---	---	26/06/2007	10/08/2009	4993	NUTRIART (CR)	0.049	---	↴	0.049	28/08/2015	---	---	---	---	---	---	---	---	---	---	---	2,082.56	0.049	0.049	3577
20,210,127	1.53	---	---	---	27/06/1997	20/03/2000	5061	PARNASSOS ENTERP. (CR)	0.070	---	↴	0.070	28/08/2015	---	---	---	---	---	---	---	---	---	---	---	1,414.71	0.070	0.070	8775
25,583,146	0.300	---	---	---	25/06/2001	03/12/2008	4723	PETZETAKIS SA (CR)	0.260	---	↴	0.260	28/08/2015	---	---	---	---	---	---	---	---	---	---	---	6,651.62	0.260	0.260	1357
9,550,386	0.500	---	---	---	01/07/1997	12/06/2008	4626	PRAXITELIO SA (CR)	0.390	---	↴	0.390	28/08/2015	---	---	---	---	---	---	---	---	---	---	---	4,430.09	0.390	0.390	4533
1,306,368	0.500	---	---	---	01/07/1997	12/06/2008	4627	PRAXITELIO SA (PR)	0.540	---	↴	0.540	28/08/2015	---	---	---	---	---	---	---	---	---	---	---	4,430.09	0.540	0.540	4533
62,683,822	0.300	---	---	---	27/05/2008	09/01/2006	4830	PROTON BANK S.A. (CR)	0.180	---	↴	0.180	28/08/2015	---	---	---	---	---	---	---	---	---	---	---	11,283.09	0.180	0.180	8355
25,667,143	0.320	---	---	---	03/07/2000	18/12/2007	4548	SAOS (CR)	1.56	---	↴	1.56	28/08/2015	---	---	---	---	---	---	---	---	---	---	---	40,040.74	1.56	1.56	2773
26,408,040	0.300	---	---	---	01/07/1997	26/05/1999	4464	SHEET STEEL SA (CR)	0.120	---	↴	0.120	28/08/2015	---	---	---	---	---	---	---	---	---	---	---	3,168.96	0.120	0.120	1757
60,221,300	0.400	---	---	---	01/07/2002	01/11/2010	5022	SHELMAN SA (CR)	0.080	---	↴	0.080	28/08/2015	---	---	---	---	---	---	---	---	---	---	---	4,817.70	0.080	0.080	2353
29,060,950	0.340	---	---	---	20/08/2007	24/10/2001	5088	SPIDER METAL INDUSTRY SA (CR)	0.008	---	↴	0.008	28/08/2015	---	---	---	---	---	---	---	---	---	---	---	232.49	0.005	0.008	2757
26,262,660	0.900	---	---	---	01/07/2008	24/02/2011	4954	SPRIDER STORES (CR)	0.031	---	↴	0.031	28/08/2015	---	---	---	---	---	---	---	---	---	---	---	814.14	0.031	0.031	5371
144,688,060	0.600	---	---	---	21/04/2008	10/03/2010	4982	T BANK (CR)	0.048	---	↴	0.048	28/08/2015	---	---	---	---	---	---	---	---	---	---	---	6,945.03	0.048	0.048	8355
6,523,780	0.530	---	---	---	01/07/2002	06/03/2001	4971	TECHNICAL PUBLICATIONS SA (CR)	0.006	---	↴	0.006	28/08/2015	---	---	---	---	---	---	---	---	---	---	---	39.14	0.006	0.006	5557
13,920,000	0.320	---	---	---	19/11/2001	01/08/2000	4726	TEXAPRET SA (CR)	0.080	---	↴	0.080	28/08/2015	---	---	---	---	---	---	---	---	---	---	---	1,113.60	0.080	0.080	3763
510,840	1.00	---	---	---	15/07/2008	21/11/2013	5036	TROPEA HOLDING (CR)	2.00	---	↴	2.00	28/08/2015	---	---	---	---	---	---	---	---	---	---	---	1,021.68	2.00	2.00	3722
284,465,964	3.70	---	---	---	20/06/2008	15/06/2009	4913	TT HELLENIC POSTBANK (CR)	0.168	---	↴	0.168	28/08/2015	---	---	---	---	---	---	---	---	---	---	---	47,790.28	0.168	0.168	8355
89,616,200	0.300	---	---	---	21/08/2000	28/06/2007	4616	UNITED TEXTILES (CR)	0.050	---	↴	0.050	28/08/2015	---	---	---	---	---	---	---	---	---	---	---	4,480.81	0.050	0.050	3763
71,683,906	0.400	---	---	---	15/06/2005	05/02/2008	4953	XATZIOANNOU (CR)	0.026	---	↴	0.026	28/08/2015	---	---	---	---	---	---	---	---	---	---	---	1,863.78	0.026	0.026	3763

Shares' Notes

Code	Note text
()	- Adjusted dividends.
*	- Last adjusted closing price.
[1]	- Net dividends.
[2]	- The "Date of Last Coupon" for New listings refers to the date company's stocks started to trade in Athex
[3]	- The Company Market Value is referred to the number of outstanding shares
[4]	- Sectors codification can be found in Appendix A
[5]	- The Market Value refers to the total number of shares listed (including their several classes) in the exchange by the company.
[6]	- P/E greater than 100
[7]	- Last view of the Order Book before the end of the trading session
[8]	- All Blocks Methods' Transactions Value are included.
4446	- Transfer to the "Under Supervision" Category as of 20/10/2008.
4464	- Suspension of trading as of 1/12/2008.
4548	- Suspension of trading as of 1/4/2009.
4576	- Suspension of trading as of 14/7/2009.
4603	- Suspension of trading as of 1/12/2009.
4616	- Suspension of trading as of 25/2/2010.
4626	- Suspension of trading as of 1/4/2010.
4627	- Suspension of trading as of 1/4/2010.
4628	- Suspension of trading as of 1/4/2010.
4651	- Suspension of trading as of 1/6/2010.
4652	- Suspension of trading as of 1/6/2010.
4690	- Transfer to Surveillance category as of 4/4/2006.
4702	- Suspension of trading as of 1/12/2010.
4723	- Suspension of trading as of 31/1/2011.
4726	- Suspension of trading as of 1/3/2011.
4750	- Transfer to the "Under Surveillance Category" from 8/4/2011.
4764	- Suspension of trading as of 20/5/2011.
4765	- Suspension of trading as of 20/5/2011.
4795	- The final gross (pre-tax) dividend is € 0.30 per share and subject to withholding tax on the full dividend amount, i.e. 0.45 per share, for those shareholders liable to withholding tax, in accordance with the applicable tax law provisions.
4814	- Transfer to the Low Dispersion Category as of 30/5/2011.
4815	- Transfer to the Low Dispersion Category as of 30/5/2011.
4816	- Transfer to the Low Dispersion Category as of 30/5/2011.
4817	- Transfer to the Low Dispersion Category as of 30/5/2011.
4820	- Transfer to the Low Dispersion category as of 18/4/2008.
4822	- Transfer to the Low Dispersion category as of 30/5/2011.
4823	- Transfer to the Low Dispersion category as of 4/4/2006.
4827	- Transfer to the Low Dispersion category as of 5/5/2010.
4830	- Suspension of trading as of 10/10/2011.
4833	- Transfer to Surveillance category from 6/5/2010.
4844	- Transfer to the Surveillance category from 8/4/2011.
4857	- The 793,906,274 new (CR) shares, resulting from the recent share capital increase through a rights issue, are not yet admitted to trading on the ATHEX.
4860	- Suspension of trading as of 30/3/2012.
4865	- Suspension of trading as of 2/4/2012.
4868	- Suspension of trading as of 2/4/2012.
4879	- Transfer to the Surveillance Category as of 10/4/2012.
4881	- Transfer to the Surveillance Category as of 10/4/2012.
4882	- Transfer to the Surveillance Category as of 10/4/2012.
4886	- Transfer to the Surveillance Category as of 10/4/2012.
4887	- Transfer to the Surveillance Category as of 10/4/2012.
4888	- Transfer to the Surveillance Category as of 10/4/2012.
4911	- Lift of suspension from 30/7/2012.

Shares' Notes

Code	Note text
4912	- Transfer to the Surveillance Category as of 31/7/2012.
4913	- Suspension of trading as of 30/8/2012.
4914	- Suspension of trading as of 31/8/2012.
4918	- Suspension of trading as of 31/8/2012.
4920	- Suspension of trading as of 31/8/2012.
4921	- Suspension of trading as of 31/8/2012.
4929	- Suspension of trading as of 1/10/2012.
4937	- Transfer to the UNDER DELETION category as of 30/11/2012.
4938	- Transfer to the UNDER DELETION category as of 30/11/2012.
4939	- Suspension of trading as of 30/11/2012.
4953	- Suspension of trading as of 2/4/2013.
4954	- Suspension of trading as of 2/4/2013.
4955	- Transfer to the Surveillance Category as from 5/4/2013.
4956	- Transfer to the Surveillance Category as from 5/4/2013.
4957	- Transfer to the Surveillance Category as from 5/4/2013.
4958	- Transfer to the Surveillance Category as from 5/4/2013.
4959	- Transfer to the Surveillance Category as from 5/4/2013.
4961	- Transfer to the Surveillance Category as from 5/4/2013.
4971	- Suspension of trading as of 3/6/2013.
4977	- Transfer to the "Under Surveillance Category" from 11/6/2013.
4978	- Transfer to the Under Supervision Category as of 11/6/2013.
4982	- Suspension of trading as of 1/12/2011.
4983	- Transfer to the Surveillance Category as of 5/4/2013.
4985	- Transfer to the "Under Surveillance Category" from 8/4/2011.
4993	- Suspension of trading as of 21/6/2013 (15:18).
4997	- Transfer to the Under Supervision Category as of 21/12/2009. - The 6,870,053 new (CB) shares, resulting from the recent share capital increase through a rights issue, are not yet admitted to trading on the ATHEX.
5002	- Suspension of trading as of 30/08/2013.
5003	- Suspension of trading as of 30/08/2013.
5004	- Suspension of trading as of 30/08/2013.
5007	- Transfer to the Surveillance category, as of 11/10/2013.
5008	- Transfer to the Surveillance Category from 8/4/2011.
5022	- Suspension of trading as of 2/12/2013.
5023	- Suspension of trading as of 2/12/2013.
5031	- The 612,300 new (CR) shares, resulting from the recent share capital increase through a rights issue, are not yet admitted to trading on the ATHEX.
5033	- Transfer to the Surveillance Category as of 25/11/2011. The 97,144,575new (CR) shares, resulting from the recent share capital increase through a rights issue, are not yet admitted to trading on the ATHEX.
5036	- The company's share is under suspension of trading as of 2/4/2012. During suspension, the company proceeded and concluded a share reverse split, according to which - after the conclusion of the corporate action - the total number of the company's shares, as well as, the last closing price of 30/03/2012 were adjusted.
5046	- Transfer to the Low Dispersion category as of 8/4/2011.
5047	- Suspension of trading as of 27/3/2014.
5049	- Under suspension of trading as of 1/4/2014.
5054	- Transfer to the Surveillance Category as of 10/4/2014.
5055	- Transfer to the Surveillance Category as of 10/4/2014.
5057	- Transfer to the Surveillance Category as of 29/12/2011.
5058	- Transfer to the Surveillance Category as of 29/12/2011.
5059	- Transfer to the Low Dispersion category as of 2/6/2014.
5061	- Suspension of trading as of 2/6/2014.
5062	- Transfer to the UNDER DELETION category as of 4/6/2014.
5075	- Transfer to the "Low Dispersion" Category as of 31/10/2014.
5080	- Suspension of trading as of 6/9/2011.
5081	- Transfer to the Surveillance category, as of 19/12/2014.
5083	- Transfer to the Surveillance Category as of 06/03/2015.
5087	- Suspension of trading as of 1/4/2015.

Shares' Notes

Code	Note text
5088	- Suspension of trading as of 1/4/2015.
5089	- Transfer to the Surveillance Category as of 8/4/2015.
5091	- Transfer to the UNDER DELETION category as of 8/4/2015.
5092	- Transfer to the UNDER DELETION category as of 8/4/2015.
5093	- Transfer to the Surveillance Category as of 8/4/2015.
5094	- Transfer to the Surveillance Category as of 8/4/2015.
5095	- Transfer to the Surveillance Category as from 9/4/2015.
5097	- Transfer to the Surveillance Category as of 10/4/2012.
5098	- Suspension of trading as of 2/6/2015.
5099	- Suspension of trading as of 3/6/2015.
5100	- Transfer to the Low Dispersion Category as of 24/6/2015.

Securities Blocks Details

Securities	Block Volume	Price	Block Trade Value	Time of approval	Note
OTE (CR)	45,559	8.24	375,406.16	13:55:52	20
OPAP (CR)	65,000	7.05	458,185.00	17:01:24	20
TITAN CEMENT (CR)	17,095	18.72	320,018.40	17:11:33	20

Blocks Notes

9 - Method 6-1 / Special Fees

10 - Method 6-1 / Special Fees, SDS

14 - Method 6-3 / Settlement, Incomplete Buy and Sell

18 - Method 6-2 / SPOT 1

19 - Method 6-2 / SPOT 2

20 - Method 6-1 and Method 6-1 Same Day Settlement

21 - Other Pre-agreed

Shares Rights Details

Occured date	Exercise from	Exercise until	Trading until	Rights	Price min	Price max	Closing price	Last Bid	Last Ask	Volume	Trades	Transactions Value
-----------------	------------------	-------------------	------------------	--------	--------------	--------------	------------------	----------	----------	--------	--------	-----------------------

No Rights Transactions.

Shares Forced Sales

Securities	Transaction s Volume	Number of Trades	Transactions Value	Note
No Forced Transactions.				

Forced Sales Notes

- 1 - Normal Forced Sale.
- 2 - Forced Sales of Fixed Registered Shares.
- 3 - Forced Sales of Remaining Stock Fractions.

Forced Sales Registered Shares

Securities	Start Date	End Date	Initial Volume	Remaining Volume	Date	Avg price (day)	Avg price (period)	Number of Trades	Transactions Volume	Transactions Value
------------	------------	----------	----------------	------------------	------	-----------------	--------------------	------------------	---------------------	--------------------

No Fixed Registered Shares Forced Sales.

Forced Sales Notes

According to Decision 1/380/04.05.2008 of the Hellenic Republic Capital Market Commission, the certificated registered shares that have not been deposited to the issuer for dematerialisation, will be auctioned in the Athens Exchange by the supervising issuer. Forced sales procedure is held according to Article 99A of the Athens Exchange Rulebook. The average price of the period is calculated by dividing the Total transactions value by the Total volume and includes all the transactions made until the current date.

Exchange Traded Funds (ETFs) Characteristics

	Transactions Date (T)	Creation / Redemption	Units (T-1)	New Units (T-1)	Redemptio n Units (T-	Units (T) [1]	Fund Assets [2]	Net Unit Price	Dividen d per	Dividend Date
NBGAM ETF ΓΔ Χ.Α.	31/08/2015	25,000	294,878	---	---	294,878	2,107,820.00	7.1481	---	27/10/2011
ALPHA ETF FTSE Athex Large Cap	31/08/2015	50,000	6,030,903	---	---	6,030,903	11,265,800.00	1.8680	0.06	03/08/2015
NBGAM ETF GREECE & TURKEY 30	31/08/2015	25,000	388,550	---	---	388,550	2,223,212.00	5.7218	---	27/10/2011

ETFs Notes

[1] - Units (T) = Units (T-1) + New Units (T-1) - Redemption Units (T-1)

[2] - The Creation / Redemption Units of T-1 are included.

Corporate Bonds

Num Listed Bonds	Nominal price	Issue price	Today's Rate	Exp. Date	Duration (years)	Note	Coupon attached		Trading	Corporate Bonds	Price min	Price max	Closing price	Previous closing price/date		Volume	Transactions Value	Last order		Date	ear min	Year max
							Common	Preferred										Price	Buy / Sell			
1,794,284	12.49	9.77	4.99	31/10/2015	8	---	---	---	1	NIREUS S.A. (Convertible to CR shares)	---	---	---	12.0000	29/01/2014	---	---	11.0000	B	17/11/2014	12.0000	12.0000
212,801,311	1.00	1.00	6.30	29/07/2020	7	---	9	---	1	MARFIN INVESTMENT GROUP S.A. SERIES B (BOND)	---	---	---	0.8500	23/08/2013	---	---	1.0000	B	28/11/2014	0.8500	0.8500
163,991,598	1.00	1.00	7.00	29/07/2019	6	---	9	---	1	MARFIN INVESTMENT GROUP S.A. SERIES A (BOND)	---	---	---	1.0000	23/08/2013	---	---	1.0000	B	28/11/2014	1.0000	1.0000

Corporate Bonds Notes

Transactions Volume = (Pieces) * (Nominal Price). Transactions Value = (Pieces) * (Nominal Price) * (price %) + (Accrued interest).
The price of a Bond is stated as a percentage (%) of Bond's Nominal Price.
Nominal Price in Euros (€), except if it is noted differently.

Government Bonds

Number Listed Bonds	Nominal price	Today's Rate	Accrued Interest Calc	Exp. Date [1]	Duration (years)	Note	Coupons Date	Curr. coupon value	Trading Unit	Government Bonds	Price min	Price max	Closing price	Previous closing price/date	Volume	Transactions Value	Price	Last order Buy / Sell	Date
1,792,455,803	1.00	4.30	Actual/Actual	24/02/2023	11	---	24/02	4.30	1	GGB-FXD-240223-11Y-2.000-1.00	---	---	---	10.0000 22/06/2015	---	---	---	---	---
1,771,485,249	1.00	4.30	Actual/Actual	24/02/2024	12	---	24/02	4.30	1	GGB-FXD-240224-12Y-2.000-1.00	---	---	---	10.0000 22/06/2015	---	---	---	---	---
1,744,316,583	1.00	4.30	Actual/Actual	24/02/2025	13	---	24/02	4.30	1	GGB-FXD-240225-13Y-2.000-1.00	---	---	---	10.0000 22/06/2015	---	---	---	---	---
1,498,761,836	1.00	4.30	Actual/Actual	24/02/2026	14	---	24/02	4.30	1	GGB-FXD-240226-14Y-2.000-1.00	---	---	---	10.0000 22/06/2015	---	---	---	---	---
1,469,952,920	1.00	4.30	Actual/Actual	24/02/2027	15	---	24/02	4.30	1	GGB-FXD-240227-15Y-2.000-1.00	---	---	---	10.0000 22/06/2015	---	---	---	---	---
1,525,434,082	1.00	4.30	Actual/Actual	24/02/2028	16	---	24/02	4.30	1	GGB-FXD-240228-16Y-2.000-1.00	---	---	---	10.0000 22/06/2015	---	---	---	---	---
1,503,860,546	1.00	4.30	Actual/Actual	24/02/2029	17	---	24/02	4.30	1	GGB-FXD-240229-17Y-2.000-1.00	---	---	---	10.0000 22/06/2015	---	---	---	---	---
1,435,418,132	1.00	4.30	Actual/Actual	24/02/2030	18	---	24/02	4.30	1	GGB-FXD-240230-18Y-2.000-1.00	---	---	---	10.0000 22/06/2015	---	---	---	---	---
1,368,045,727	1.00	4.30	Actual/Actual	24/02/2031	19	---	24/02	4.30	1	GGB-FXD-240231-19Y-2.000-1.00	---	---	---	10.0000 22/06/2015	---	---	---	---	---
1,373,758,194	1.00	4.30	Actual/Actual	24/02/2032	20	---	24/02	4.30	1	GGB-FXD-240232-20Y-2.000-1.00	---	---	---	10.0000 22/06/2015	---	---	---	---	---
1,452,639,893	1.00	4.30	Actual/Actual	24/02/2033	21	---	24/02	4.30	1	GGB-FXD-240233-21Y-2.000-1.00	---	---	---	10.0000 22/06/2015	---	---	---	---	---
1,410,344,954	1.00	4.30	Actual/Actual	24/02/2034	22	---	24/02	4.30	1	GGB-FXD-240234-22Y-2.000-1.00	---	---	---	10.0000 22/06/2015	---	---	---	---	---
1,444,202,190	1.00	4.30	Actual/Actual	24/02/2035	23	---	24/02	4.30	1	GGB-FXD-240235-23Y-2.000-1.00	---	---	---	10.0000 22/06/2015	---	---	---	---	---
1,505,138,031	1.00	4.30	Actual/Actual	24/02/2036	24	---	24/02	4.30	1	GGB-FXD-240236-24Y-2.000-1.00	---	---	---	10.0000 22/06/2015	---	---	---	---	---
1,396,254,095	1.00	4.30	Actual/Actual	24/02/2037	25	---	24/02	4.30	1	GGB-FXD-240237-25Y-2.000-1.00	---	---	---	10.0000 22/06/2015	---	---	---	---	---
1,382,167,704	1.00	4.30	Actual/Actual	24/02/2038	26	---	24/02	4.30	1	GGB-FXD-240238-26Y-2.000-1.00	---	---	---	10.0000 22/06/2015	---	---	---	---	---
1,337,331,257	1.00	4.30	Actual/Actual	24/02/2039	27	---	24/02	4.30	1	GGB-FXD-240239-27Y-2.000-1.00	---	---	---	10.0000 22/06/2015	---	---	---	---	---
1,371,908,706	1.00	4.30	Actual/Actual	24/02/2040	28	---	24/02	4.30	1	GGB-FXD-240240-28Y-2.000-1.00	---	---	---	10.0000 22/06/2015	---	---	---	---	---
1,360,659,778	1.00	4.30	Actual/Actual	24/02/2041	29	---	24/02	4.30	1	GGB-FXD-240241-29Y-2.000-1.00	---	---	---	10.0000 22/06/2015	---	---	---	---	---
1,432,747,403	1.00	4.30	Actual/Actual	24/02/2042	30	---	24/02	4.30	1	GGB-FXD-240242-30Y-2.000-1.00	---	---	---	10.0000 22/06/2015	---	---	---	---	---
742,153	1,000.00	0.93	FLR Actual/360	10/08/2019	5	---	10/02 - 10/08	---	1	GGB-FLT-100819-05Y-0.934-1,000	---	---	---	---	---	---	---	---	---
4,030,827	1,000.00	4.75	Actual/Actual	17/04/2019	5	---	17/04	4.75	1	GGB-FXD-170419-05Y-4.750-1,000	---	---	---	---	---	---	---	---	---
2,089,066	1,000.00	3.38	Actual/Actual	17/07/2017	3	---	17/07	3.38	1	GGB-FXD-170717-03Y-3.375-1,000	---	---	---	---	---	---	---	---	---

Government Bonds Notes

Transactions Volume = (Pieces) * (Nominal Price). Transactions Value = (Pieces) * (Nominal Price) * (price %) + (Accrued interest).
The Value of current coupon for the issues with NV 0.01 euro refers to NV 100 euros
FLR: Floating Interest Rate.
[1] - The Expiration Date of the interest bearing period and the Date for coupon payment.

Bonds in Circulation	Currency / Min nominal traded Value	Coupons Payment Date	Current Coupon Value	Note	Coupon Attached	Trading Unit	Issue Date	Duration (years)	Today's Interest	A.I.C in days	Bonds	Last price of previous days	Last Outcry in Cash (euro) Price	Buy / Sell	Trades in Pieces	Life min	Life Max
Bonds of International Organizations																	
1,000,000	EUR / 1000	21/07	---	---	10	1	21/07/2006	10	5.0 FLR	360	EUROPEAN INVESTMENT BANK BOND	97.50	16/04/2007	---	---	---	---
Corporate Bonds in Foreign Currency and Euro																	
103,746	GBP / 10	01/12	0.25	---	56	1	01/12/1930	98	2.5	360	National Mortgage Bank	2.27	05/02/1996	2.27	S	05/02/1996	2.27
0	GBP / 10	01/12	0.25	---	58	1	01/12/1928	100	2.5	360	National Mortgage Bank	---	---	---	---	---	---

Government Bonds Notes

A.I.C: Accrued Interest Calculation base.
FLR: Floating Interest Rate.
The minimum tradeable Nominal Value for all Demeterialised Government Titles is 100 Euros.

Athex & ATHEXClear Members List

Member Name			Stock Market			Derivatives Market		ATHEXClear Member		
Address	Phone	Fax	Market Member	Remote Member	Market Maker	Proprietary	Market Maker	General Clearing	Direct Clearing	Non Clearing
A. SARRIS SECURITIES S.A.			a							
6, DRAGATSANIOU STR. ATHINA	(210)-3367700	(210)-3312324								
ALPHA FINANCE INVESTMENT SERVICES S.A.			a		a		a		a	
5, MERLIN STR. ATHINA	(210)-3677400	(210)-3311193								
ALPHA BANK A.E.								a		
40, STADIOU STR ATHINA	(210)-3265546	(210)-3265811								
	(210)-3260000	(210)-3264116								
ARGUS STOCKBROKERS LTD			a	a		a				
12-14, KENNEDY AVE, S. 303 NICOSIA	(+35722)-22717000	(+35722)-22717070								
ATLANTIC SECURITIES LIMITED			a	a						
37, PRODROMOU STR. NICOSIA	(+35722)-445400	(+35722)-661914								
ATLAS SECURITIES S.A			a			a				a
14 - 16, VERNENON STR.& 125 MICHALAKOPOULOU STR. ATHINA	(210)-3363300	(210)-3238925								
ATTICA BANK S.A.								a		
54, AKADIMIAS STR. ATHINA	(210)-3390757	(210)-3646090								
23, OMIROU STR. ATHINA	(210)-3669000	(210)-3669410								
AXIA VENTURES GROUP LTD			a	a						
10, G. KRANIDIOTI NICOSIA	+357 22 742000	+357 22 742001								
AXON SECURITIES S.A.			a			a				a
48, STADIOU ATHINA	(210)-3363800	(210)-3243903								
BETA SECURITIES S.A.			a		a		a		a	
, BRAILA & 29 ALEXANDRAS AVE ATHINA	(210)-6478900	(210)-6410139								
BNP PARIBAS SECURITIES SERVICES								a		
94, VAS. SOFIAS AVE ATHINA	(210)-7468500	(210)-7468579								
CAPITAL SECURITIES S.A.			a			a				a
58, MITROPOLEOS STR. ATHINA	(210)-3369700	(210)-3369820								
CFS SECURITIES-INVESTMENT SERVICES S.A.			a			a			a	
3, STADIOU STR. ATHINA	(210)-3360800	(210)-3311854								
CITIGROUP GLOBAL MARKET LTD			a	a						
, CITIGROUP CENTRE, CANADA SQUARE, CANARY WHART LONDON	002079864000	002079862266								
CREDIT SUISSE SECURITIES (EUROPE) LIMITED			a	a						
, ONE CABOT SQUARE LONDON	+44 20 7888 8888	+44 20 7888 1600								
CYCLOS SECURITIES S.A.			a			a			a	
39, PANEPISTIMIOU STR. ATHINA	(210)-3364300	(210)-3239122								
D.A. TSEKOURAS SEC. S.A.			a							
33, STADIOY ATHINA	(210)-3214406	(210)-3211997								
DELTASTOCK AD									a	
, MEGAPARK OFFICE BUILDING, 6TH FLOOR, OFFICE AREA E, 115G TSARIG										
DEUTSCHE BANK A.G.			a	a		a				
, 1 GREAT WINCHESTER STREET LONDON	0049 69 910 00									
DYNAMIC SECURITIES			a			a			a	
6 - 10, CHAR. TRIKOUPi STR. ATHINA	(210)-3677700	(210)-3677777								
EL. PETROPOULAKIS SECURITIES S.A.			a			a				a
9, ARISTIDOU STR. ATHINA	(210)-3213928	(210)-3216810								
EUROBANK EQUITIES S.A.			a		a		a		a	
10, FILELLINON STR. ATHINA	(210)-3720000	(210)-3720001								
EUROBANK ERGASIAS S.A.								a		
8, OTHONOS STR. ATHINA	(210)-3337000	(210)-3233866								
	(210)-3337969	(210)-3245916								
EUROCORP SECURITIES S.A.			a			a			a	
14, FILIKIS ETAIRIAS SQ. ATHINA	(210)-7263500	(210)-7263666								
EUOTRUST BROKERAGE S.A.			a							
13-15, SOPHOCLEOUS STR. ATHINA	(210)-3363100	(210)-3238334								
EUROXX SECURITIES S.A.			a			a			a	
7, PALAIOLOGOU STR. CHALANDRI	(210)-6879400	(210)-6879401								
G.A. PERVANAS SECURITIES-INVESTMENT SERVICES CO S.A.			a							a
7 - 9, SOPHOCLEOUS STR. ATHINA	(210)-3251875	(210)-3210291								
GLOBAL CAPITAL SECURITIES AND FINANCIAL SERVICES LTD			a	a						
5, LEMESOU AVE. LEMESOS CYPRUS	(+35722)-710710	(+35722)-339332								
GUARDIAN TRUST SECURITIES S.A			a			a				a
15, FILELLINON STR. ATHINA	(210)-3220402	(210)-3220498								
HELLENIC BANK (INVESTMENTS) LTD			a	a						
31, KYRIAKOY MATSI AVE. NICOSIA	(+35722)-500100	(+35722)-500110								

Athex & ATHEXClear Members List

Member Name			Stock Market			Derivatives Market		ATHEXClear Member		
Address	Phone	Fax	Market Member	Remote Member	Market Maker	Proprietary	Market Maker	General Clearing	Direct Clearing	Non Clearing
HELLENICAMERICAN SEC. S.A.			a		a	a			a	
6, EVRIPIDOU STR. ATHINA	(210)-3311100	(210)-3215968								
HSBC BANK PLC								a		
109-111, MESOGION AVE ATHINA	(210)-6961507	(210)-6929310								
INDEX SECURITIES S.A.			a							
6, DRAGATSANIOU STR. ATHINA	(210)-3213920	(210)-3213216								
INVESTMENT BANK OF GREECE S.A.			a		a		a	a		
24B, KIFISSIAS AVE MAROUSI	(210)-8171800	(210)-8171889								
32, AIGEIALIAS MAROUSI	(210) 8173000	(210) 8173101								
J. CHR. MAVRIKIS SECURITIES S.A.			a							
5, SOPHOCLEOUS STR. ATHINA	(210)-3213949	(210)-3217767								
KAPPA SECURITIES S.A.			a			a				a
15, VALAORITOU STR. ATHINA	(210)-3610371	(210)-3641002								
KARAMANOF SECURITIES-INV. SERVICES S.A.			a			a				
2, SQ. ST THEODORON ATHINA	(210)-3212947	(210)-3217088								
KYPROU SECURITIES S.A.										a
26, HALKIDONOS & FIDIPPIDOY STR. ATHINA	(210)-8701000	(210)-8701049								
LAIKI FINANCIAL SERVICES LTD			a	a						
26, CLR HOUSE, VIRONOS AVE. NICOSIA	(+35722)-898600	(+35722)-680953								
LEON DEPOLAS SECURITIES S.A.			a		a	a				a
1, CHR. LADA STR. ATHINA	(210)-3213286	(210)-3211618								
MAGNA TRUST SECURITIES S.A			a							a
9, FIDIOU STR. ATHINA	(210)-3327503	(210)-3327599								
MEGA EQUITY SECURITIES & FINANCIAL SERVICES LTD			a	a		a				
42-44, GRIBA DIGENI AV. NICOSIA	(+35722)-711711	(+35722)-711811								
MERIT SECURITIES S.A			a		a	a			a	
38, VAS. KONSTANTINOY STR. ATHINA	(210)-3671800	(210)-3671830								
MERRILL LYNCH			a	a						
2, KING EDWARD STREET LONDON	(+4420)-79952000	(+4420)-79954525								
MIDAS BROKERAGE S.A.			a							
5, SOPHOCLEOUS STR. ATHINA	(210)-3253203	(210)-3253205								
N. CHRISOCHOIDES BROKERAGE FIRM S.A.			a			a			a	
7 - 9, SOPHOCLEOUS STR. ATHINA	(210)-3213913	(210)-3216115								
NATIONAL BANK OF GREECE S.A.			a			a		a		
68, AKADIMIAS STR. ATHINA	(210)-3328817	(210)-3328678								
86, AIOLOU STR. ATHINA	(210)-3341000	(210)-3228187								
NBG SECURITIES S.A			a		a		a			a
68, AKADIMIAS STR. ATHINA	(210)-3328500	(210)-3328565								
NUNTIUS SECURITIES S.A			a							a
6, DRAGATSANIOU STR. ATHINA	(210)-3350599	(210)-3254846								
ONE PLUS CAPITAL LIMITED			a	a		a				
, 75 PRODRAMOU AVENUE, ONEWORLD PARKVIEW HOUSE, 3RD FLOOR, 22873760										
PANTELAKIS SEC. S.A.			a			a				a
109-111, MESOGION AVE. ATHINA	(210)-6965000	(210)-6929550								
PEGASUS BROKERAGE FIRM S.A			a			a				
17, VALAORITOU STR. ATHINA	(210)-3670700	(210)-3670760								
PIRAEUS BANK S.A.			a		a	a		a		
4, AMERIKIS STR. ATHINA	(210)-3335000	(210)-3335079								
4, AMERIKIS STR ATHINA	(210)-3335918	(210)-3254207								
PIRAEUS SECURITIES S.A.			a				a		a	
10, STADIOU STR. ATHINA	(210)-3354100	(210)-3233814								
PRELIUM SECURITIES-INVESTMENT SERVICES S.A.			a			a				a
, KIFISSIAS AVE & 1 DAVAKI STR ATHINA	(210)-3677000	(210)-6920403								
PROCHOICE SECURITIES LTD			a	a						
57, SPYROY KYPRIANOY NICOSIA	+357-24-661192	+357-24-662464								
SHARELINK SECURITIES & FINANCIAL SERVICES LTD			a	a		a				
6, ELLINAS HOUSE, THEOTOKI STR. NICOSIA	(+35722)-554200	(+35722)-750852								
SOCIETE GENERALE S.A.			a	a		a				
17, COURS VALMY PUTEAUX - LA DEFENSE PARIS	(+33) 142134754	(+33) 142135697								
240-242, KIFISIAS AVE ATHINA	(210)-6790161	(210)-6728828								
SOLIDUS SECURITIES S.A			a			a			a	
64, LOUIZIS RIANKOUR STR. ATHINA	(210)-6925500	(210)-6985421								

Athex & ATHEXClear Members List

Member Name			Stock Market			Derivatives Market		ATHEXClear Member		
Address	Phone	Fax	Market Member	Remote Member	Market Maker	Proprietary	Market Maker	General Clearing	Direct Clearing	Non Clearing
SSIF BROKER SA									a	
, 119 CALEA MOTILOR NAPOCA										
SSIF ESTINVEST SA									a	
, 9TH REPUBLICII STREET FOCSANI										
SSIF INTERFINBROK COPORATION SA									a	
, STR.CALARASI NR.1 CONSTANTA										
SSIF VIENNA INVESTMENT TRUST SA									a	
, 4 SPLAIUL UNIRII, BUILDING B3, 6TH FLOOR, DISTRICT 4 BUCHAREST										
ST. EM. LAVRENTAKIS SECURITIES S.A.			a			a				a
7 - 9, SOPHOCLEOUS STR. ATHINA	(210)-3213336	(210)-3246572								
THE CYPRUS INVESTMENT AND SECURITIES CORPORATION LIMITED (CISCO)			a	a						
4, EVROU STR. (EUROLIFE HOUSE) NICOSIA	(+35722)-881800	(+35722)-881801								
UBS LIMITED			a	a						
1, FINSBURY AVENUE LONDON	(+4420)-79013333	(+4420)-79012345								

List of Stocks under Market Making operations

Securities	Stock Category
Market Maker	Start Market Making
CYPRUS POPULAR BANK (CR)	Suspension Status
PIRAEUS SECURITIES S.A.	02/02/2013
VIOHALCO (CB)	Suspension Status
ALPHA FINANCE INVESTMENT SERVICES S.A.	11/02/2013
EUROBANK EQUITIES S.A.	20/01/2013
MERIT SECURITIES S.A	13/12/2012
ALPHA BANK (CR)	Main Market
EUROBANK EQUITIES S.A.	24/10/2012
HELLENICAMERICAN SEC. S.A.	25/07/2014
INVESTMENT BANK OF GREECE S.A.	08/01/2013
MERIT SECURITIES S.A	03/09/2013
NBG SECURITIES S.A	15/01/2013
PIRAEUS SECURITIES S.A.	28/05/2013
ALUMIL (CR)	Main Market
BETA SECURITIES S.A.	18/07/2013
ATTICA BANK S.A. (CR)	Main Market
BETA SECURITIES S.A.	02/06/2014
EUROBANK EQUITIES S.A.	25/07/2014
HELLENICAMERICAN SEC. S.A.	25/07/2014
BANK OF CYPRUS (CR)	Main Market
EUROBANK EQUITIES S.A.	23/03/2015
NBG SECURITIES S.A	22/06/2015
BYTE COMPUTER SA (CR)	Main Market
MERIT SECURITIES S.A	04/08/2013
CC HBC AG (CR)	Main Market
EUROBANK EQUITIES S.A.	23/10/2013
NBG SECURITIES S.A	29/04/2013
PIRAEUS SECURITIES S.A.	04/05/2015
ELLAKTOR (CR)	Main Market
EUROBANK EQUITIES S.A.	01/06/2013
INVESTMENT BANK OF GREECE S.A.	02/01/2013
NBG SECURITIES S.A	25/06/2013
ELTECH ANEMOS S.A. (CR)	Main Market
EUROBANK EQUITIES S.A.	22/07/2014
ELTON SA (CR)	Main Market
BETA SECURITIES S.A.	03/09/2013
EUROBANK ERGASIAS (CR)	Main Market
ALPHA FINANCE INVESTMENT SERVICES S.A.	08/01/2013
EUROBANK EQUITIES S.A.	01/06/2013
HELLENICAMERICAN SEC. S.A.	25/07/2014
INVESTMENT BANK OF GREECE S.A.	08/01/2013
PIRAEUS SECURITIES S.A.	28/09/2013
EUROCONSULTANTS S.A. (CR)	Main Market
EUROBANK EQUITIES S.A.	22/07/2014
FOLLI FOLLIE (CR)	Main Market
NBG SECURITIES S.A	17/02/2014
PIRAEUS SECURITIES S.A.	04/05/2015
FRIGOGLOSS SA (CR)	Main Market
EUROBANK EQUITIES S.A.	27/10/2014
GEK TERNA (CR)	Main Market
INVESTMENT BANK OF GREECE S.A.	02/01/2013
GR. SARANTIS SA (CR)	Main Market
BETA SECURITIES S.A.	14/05/2013
HELLENIC EXCHANGES-A.S.E. (CR)	Main Market
EUROBANK EQUITIES S.A.	01/06/2013
HELLENICAMERICAN SEC. S.A.	01/09/2014
INVESTMENT BANK OF GREECE S.A.	02/01/2013
NBG SECURITIES S.A	25/06/2013
PIRAEUS SECURITIES S.A.	04/05/2015
INTRALOT (CR)	Main Market
EUROBANK EQUITIES S.A.	01/06/2013
INVESTMENT BANK OF GREECE S.A.	02/01/2013
PIRAEUS SECURITIES S.A.	28/09/2013
KLOUKINAS - LAPPAS SA (CR)	Main Market
BETA SECURITIES S.A.	22/09/2014
KRETA FARM SA (CR)	Main Market
EUROBANK EQUITIES S.A.	17/11/2014
LAMDA DEVELOPMENT SA (CR)	Main Market
EUROBANK EQUITIES S.A.	08/12/2014

List of Stocks under Market Making operations

Securities	Stock Category
Market Maker	Start Market Making
MARFIN INVESTMENT GROUP (CR)	Main Market
EUROBANK EQUITIES S.A.	23/03/2015
HELLENICAMERICAN SEC. S.A.	25/07/2014
PIRAEUS SECURITIES S.A.	02/02/2013
MLS MULTIMEDIA SA (CR)	Main Market
BETA SECURITIES S.A.	18/07/2013
MOTOR OIL (CR)	Main Market
EUROBANK EQUITIES S.A.	23/10/2012
HELLENICAMERICAN SEC. S.A.	01/09/2014
NBG SECURITIES S.A.	17/02/2014
PIRAEUS SECURITIES S.A.	04/05/2015
MYTILINEOS HOLDINGS (CR)	Main Market
HELLENICAMERICAN SEC. S.A.	25/07/2014
INVESTMENT BANK OF GREECE S.A.	02/01/2013
NBG SECURITIES S.A.	25/06/2013
PIRAEUS SECURITIES S.A.	04/05/2015
NATIONAL BANK (CR)	Main Market
ALPHA FINANCE INVESTMENT SERVICES S.A.	08/01/2013
EUROBANK EQUITIES S.A.	24/10/2012
HELLENICAMERICAN SEC. S.A.	25/07/2014
INVESTMENT BANK OF GREECE S.A.	08/01/2013
LEON DEPOLAS SECURITIES S.A.	20/04/2015
MERIT SECURITIES S.A.	03/09/2013
NBG SECURITIES S.A.	28/02/2013
PIRAEUS SECURITIES S.A.	08/09/2013
OPAP (CR)	Main Market
ALPHA FINANCE INVESTMENT SERVICES S.A.	08/01/2013
EUROBANK EQUITIES S.A.	24/10/2012
HELLENICAMERICAN SEC. S.A.	25/07/2014
INVESTMENT BANK OF GREECE S.A.	08/01/2013
NBG SECURITIES S.A.	15/01/2013
PIRAEUS SECURITIES S.A.	04/05/2015
OTE (CR)	Main Market
ALPHA FINANCE INVESTMENT SERVICES S.A.	08/01/2013
EUROBANK EQUITIES S.A.	24/10/2012
HELLENICAMERICAN SEC. S.A.	25/07/2014
INVESTMENT BANK OF GREECE S.A.	08/01/2013
LEON DEPOLAS SECURITIES S.A.	20/04/2015
NBG SECURITIES S.A.	01/12/2012
PIRAEUS SECURITIES S.A.	08/09/2013
PAPOUTSANIS (CR)	Main Market
BETA SECURITIES S.A.	25/11/2013
PETROPOULOS PETROS (CR)	Main Market
BETA SECURITIES S.A.	28/05/2013
PIRAEUS BANK (CR)	Main Market
EUROBANK EQUITIES S.A.	23/10/2012
HELLENICAMERICAN SEC. S.A.	25/07/2014
INVESTMENT BANK OF GREECE S.A.	08/01/2013
MERIT SECURITIES S.A.	16/09/2013
NBG SECURITIES S.A.	02/06/2013
PIRAEUS SECURITIES S.A.	16/02/2013
PLAISIO COMPUTERS SA (CR)	Main Market
BETA SECURITIES S.A.	05/05/2014
EUROBANK EQUITIES S.A.	02/03/2015
PPC (CR)	Main Market
ALPHA FINANCE INVESTMENT SERVICES S.A.	08/01/2013
EUROBANK EQUITIES S.A.	23/10/2012
HELLENICAMERICAN SEC. S.A.	01/09/2014
INVESTMENT BANK OF GREECE S.A.	08/01/2013
NBG SECURITIES S.A.	26/03/2013
PIRAEUS SECURITIES S.A.	28/09/2013
PROFILE SA (CR)	Main Market
EUROBANK EQUITIES S.A.	23/06/2014
QUALITY & RELIABILITY SA (CR)	Main Market
BETA SECURITIES S.A.	20/08/2014
REDS S.A. (CR)	Main Market
EUROBANK EQUITIES S.A.	05/09/2014
S.KANAKIS SA (CR)	Main Market
BETA SECURITIES S.A.	01/10/2013

List of Stocks under Market Making operations

Securities		Stock Category
Market Maker	Start Market Making	
TITAN CEMENT (CR)		Main Market
EUROBANK EQUITIES S.A.	23/10/2012	
NBG SECURITIES S.A	17/02/2014	
PIRAEUS SECURITIES S.A.	04/05/2015	
VIOHALCO SA/NV (CB)		Main Market
ALPHA FINANCE INVESTMENT SERVICES S.A.	17/02/2014	
MERIT SECURITIES S.A	17/03/2014	

Underlying Asset				Derivatives Market													
Price max	Price min	Closing price	change	Delivery Month	Open price	Price max	Price min	Last price	Closing price	Last Bid	Last Ask	Settlement price	Life high	Life low	Trades	Volume	Open Interest
FTSE/Athex Large Cap																	
(Trade Unit: 1 Index Point x 5€, Cash Settlement)																	
186.67	182.42	182.72	-2.12%	September 2015	187.00	187.50	183.25	183.25	183.25	---	---	185.25	241.00	---	37	270	7,244
				October 2015	185.00	185.00	184.50	184.50	184.50	---	---	185.50	208.75	---	2	7	215
				November 2015	---	---	---	---	187.25	---	---	---	---	---	---	---	---
				December 2015	---	---	---	---	187.50	---	---	---	---	---	---	---	---
				March 2016	---	---	---	---	188.50	---	---	---	---	---	---	---	---
				June 2016	---	---	---	---	189.50	---	---	---	---	---	---	---	---

Underlying Asset				Derivatives Market													
Price max	Price min	Closing price	change	Delivery Month	Open price	Price max	Price min	Last price	Closing price	Last Bid	Last Ask	Settlement price	Life high	Life low	Trades	Volume	Open Interest
ALPHA BANK (CR)				(Contract Size: 100 Securities, Physical Delivery)													
0.095	0.084	0.084	-10.64%	September 2015	0.094	0.095	0.084	0.084	0.084	---	---	0.088	0.403	---	49	3,856	34,781
				December 2015	---	---	---	---	0.095	---	---	0.094	---	0.293	---	---	3,039
				March 2016	---	---	---	---	0.095	---	---	---	---	---	---	---	---
				June 2016	---	---	---	---	0.096	---	---	---	---	---	---	---	---
CC HBC AG (CR)				(Contract Size: 100 Securities, Physical Delivery)													
18.27	17.92	17.98	-1.70%	September 2015	18.15	18.15	18.15	18.15	18.15	---	---	17.95	22.00	---	1	1	109
				December 2015	---	---	---	---	18.40	---	---	---	---	---	---	---	---
				March 2016	---	---	---	---	18.50	---	---	---	---	---	---	---	---
				June 2016	---	---	---	---	18.59	---	---	---	---	---	---	---	---
CORINTH PIPEWORKS SA (CR)				(Contract Size: 100 Securities, Physical Delivery)													
0.884	0.866	0.871	-1.47%	September 2015	---	---	---	---	0.885	---	---	0.887	1.10	---	---	---	668
				December 2015	---	---	---	---	0.890	---	---	---	---	---	---	---	---
				March 2016	---	---	---	---	0.894	---	---	---	---	---	---	---	---
				June 2016	---	---	---	---	0.898	---	---	---	---	---	---	---	---
ELLAKTOR (CR)				(Contract Size: 100 Securities, Physical Delivery)													
1.29	1.22	1.24	-2.36%	September 2015	1.26	1.26	1.26	1.26	1.26	---	---	1.25	1.90	---	1	10	1,038
				December 2015	---	---	---	---	1.28	---	---	---	---	---	---	---	---
				March 2016	---	---	---	---	1.28	---	---	---	---	---	---	---	---
				June 2016	---	---	---	---	1.29	---	---	---	---	---	---	---	---
EUROBANK ERGASIAS (CR)				(Contract Size: 100 Securities, Physical Delivery)													
0.040	0.033	0.036	-10.00%	September 2015	0.039	0.041	0.035	0.039	0.039	---	---	0.036	0.176	---	84	4,519	90,864
				December 2015	---	---	---	---	0.040	---	---	0.041	0.158	---	---	---	7,135
				March 2016	---	---	---	---	0.040	---	---	---	---	---	---	---	---
				June 2016	---	---	---	---	0.041	---	---	---	---	---	---	---	---
EYDAP S.A. (CR)				(Contract Size: 100 Securities, Physical Delivery)													
5.03	4.76	4.96	-0.80%	September 2015	4.63	4.94	4.63	4.94	4.94	---	---	4.86	6.20	---	3	15	129
				December 2015	---	---	---	---	5.03	---	---	---	---	---	---	---	---
				March 2016	---	---	---	---	5.06	---	---	---	---	---	---	---	---
				June 2016	---	---	---	---	5.08	---	---	---	---	---	---	---	---
FOLLI FOLLIE (CR)				(Contract Size: 100 Securities, Physical Delivery)													
19.07	18.70	19.00	0.00%	September 2015	18.90	19.04	18.82	18.88	18.88	---	---	18.99	25.20	---	9	27	379
				December 2015	---	---	---	---	19.12	---	---	---	---	---	---	---	---
				March 2016	---	---	---	---	19.21	---	---	---	---	---	---	---	---
				June 2016	---	---	---	---	19.31	---	---	---	---	---	---	---	---
FRIGOGLASS SA (CR)				(Contract Size: 100 Securities, Physical Delivery)													
1.97	1.91	1.93	-1.53%	September 2015	---	---	---	---	1.96	---	---	1.94	2.19	---	---	---	520
				December 2015	---	---	---	---	1.97	---	---	---	---	---	---	---	---
				March 2016	---	---	---	---	1.98	---	---	---	---	---	---	---	---
				June 2016	---	---	---	---	1.99	---	---	---	---	---	---	---	---

Underlying Asset				Derivatives Market													
Price max	Price min	Closing price	change	Delivery Month	Open price	Price max	Price min	Last price	Closing price	Last Bid	Last Ask	Settlement price	Life high	Life low	Trades	Volume	Open Interest
GEK TERNA (CR)				(Contract Size: 100 Securities, Physical Delivery)													
1.55	1.48	1.52	-1.93%	September 2015	1.55	1.55	1.49	1.55	1.55	---	---	1.51	1.84	---	13	135	6,696
				December 2015	---	---	---	---	1.56	---	---	---	---	---	---	---	---
				March 2016	---	---	---	---	1.57	---	---	---	---	---	---	---	---
				June 2016	---	---	---	---	1.58	---	---	---	---	---	---	---	---
GRIVALIA PROPERTIES (CR)				(Contract Size: 100 Securities, Physical Delivery)													
7.88	7.79	7.80	0.00%	September 2015	7.83	7.83	7.78	7.78	7.78	---	---	7.82	8.18	---	2	2	100
				December 2015	---	---	---	---	7.85	---	---	---	---	---	---	---	---
				March 2016	---	---	---	---	7.89	---	---	---	---	---	---	---	---
				June 2016	---	---	---	---	7.93	---	---	---	---	---	---	---	---
HELLENIC EXCHANGES-A.S.E. (CR)				(Contract Size: 103 Securities, Physical Delivery)													
4.39	4.27	4.31	-1.60%	September 2015	4.33	4.33	4.30	4.30	4.30	---	---	4.22	5.04	4.03	3	5	797
				December 2015	---	---	---	---	4.41	---	---	4.24	---	4.26	---	---	15
				March 2016	---	---	---	---	4.43	---	---	---	---	---	---	---	---
				June 2016	---	---	---	---	4.45	---	---	---	---	---	---	---	---
HELLENIC PETROLEUM (CR)				(Contract Size: 100 Securities, Physical Delivery)													
4.34	4.18	4.33	0.70%	September 2015	4.25	4.33	4.23	4.27	4.27	---	---	4.32	4.94	---	44	96	3,112
				December 2015	---	---	---	---	4.33	---	---	4.36	---	4.28	---	---	150
				March 2016	---	---	---	---	4.35	---	---	---	---	---	---	---	---
				June 2016	---	---	---	---	4.37	---	---	---	---	---	---	---	---
INTRALOT (CR)				(Contract Size: 100 Securities, Physical Delivery)													
1.53	1.50	1.52	1.33%	September 2015	1.51	1.52	1.46	1.46	1.46	---	---	1.48	1.72	---	4	12	202
				December 2015	---	---	---	---	1.51	---	---	---	---	---	---	---	---
				March 2016	---	---	---	---	1.52	---	---	---	---	---	---	---	---
				June 2016	---	---	---	---	1.52	---	---	---	---	---	---	---	---
JUMBO SA (CR)				(Contract Size: 100 Securities, Physical Delivery)													
7.50	7.31	7.50	2.60%	September 2015	7.35	7.48	7.34	7.48	7.48	---	---	7.76	8.97	---	22	38	409
				December 2015	---	---	---	---	7.18	---	---	7.76	---	7.27	---	---	---
				March 2016	---	---	---	---	7.21	---	---	---	---	---	---	---	---
				June 2016	---	---	---	---	7.25	---	---	---	---	---	---	---	---
MARFIN INVESTMENT GROUP (CR)				(Contract Size: 100 Securities, Physical Delivery)													
0.080	0.075	0.077	1.32%	September 2015	0.079	0.080	0.077	0.080	0.080	---	---	0.080	0.152	---	14	79	30,351
				December 2015	---	---	---	---	0.076	---	---	---	---	---	---	---	---
				March 2016	---	---	---	---	0.077	---	---	---	---	---	---	---	---
				June 2016	---	---	---	---	0.077	---	---	---	---	---	---	---	---
METKA (CR)				(Contract Size: 100 Securities, Physical Delivery)													
6.88	6.72	6.74	-1.61%	September 2015	6.77	6.87	6.77	6.80	6.80	---	---	6.69	8.29	---	9	38	682
				December 2015	---	---	---	---	6.89	---	---	---	---	---	---	---	---
				March 2016	---	---	---	---	6.93	---	---	---	---	---	---	---	---
				June 2016	---	---	---	---	6.96	---	---	---	---	---	---	---	---

Underlying Asset				Derivatives Market													
Price max	Price min	Closing price	change	Delivery Month	Open price	Price max	Price min	Last price	Closing price	Last Bid	Last Ask	Settlement price	Life high	Life low	Trades	Volume	Open Interest
MOTOR OIL (CR)				(Contract Size: 100 Securities, Physical Delivery)													
9.33	8.93	9.30	0.22%	September 2015	8.97	9.22	8.97	9.22	9.22	---	---	9.25	9.22	---	7	15	304
				December 2015	---	---	---	---	9.34	---	---	---	---	---	---	---	---
				March 2016	---	---	---	---	9.38	---	---	---	---	---	---	---	---
				June 2016	---	---	---	---	9.43	---	---	---	---	---	---	---	---
MYTILINEOS HOLDINGS (CR)				(Contract Size: 100 Securities, Physical Delivery)													
4.75	4.50	4.54	-4.62%	September 2015	4.75	4.75	4.53	4.55	4.55	---	---	4.53	6.31	---	68	111	3,624
				December 2015	4.63	4.63	4.63	4.63	4.63	---	---	4.56	5.91	---	1	1	21
				March 2016	---	---	---	---	4.81	---	---	---	---	---	---	---	---
				June 2016	---	---	---	---	4.84	---	---	---	---	---	---	---	---
NATIONAL BANK (CR)				(Contract Size: 100 Securities, Physical Delivery)													
0.543	0.511	0.520	-1.70%	September 2015	0.548	0.550	0.509	0.520	0.520	---	---	0.528	1.44	---	110	2,644	28,555
				December 2015	---	---	---	---	0.532	---	---	0.536	1.28	---	---	---	400
				March 2016	---	---	---	---	0.535	---	---	---	---	---	---	---	---
				June 2016	---	---	---	---	0.538	---	---	---	---	---	---	---	---
OPAP (CR)				(Contract Size: 100 Securities, Physical Delivery)													
7.30	6.91	7.00	-2.24%	September 2015	7.22	7.22	6.80	6.95	6.95	---	---	6.81	9.38	---	96	226	1,556
				December 2015	7.11	7.11	7.11	7.11	7.11	---	---	6.90	8.60	---	1	1	136
				March 2016	---	---	---	---	7.24	---	---	---	---	---	---	---	---
				June 2016	---	---	---	---	7.28	---	---	---	---	---	---	---	---
OTE (CR)				(Contract Size: 100 Securities, Physical Delivery)													
8.33	8.13	8.15	-2.86%	September 2015	8.33	8.35	8.12	8.12	8.12	---	---	8.29	9.46	---	23	69	4,781
				December 2015	---	---	---	---	8.44	---	---	8.34	8.52	---	---	---	30
				March 2016	---	---	---	---	8.48	---	---	---	---	---	---	---	---
				June 2016	---	---	---	---	8.53	---	---	---	---	---	---	---	---
P.P.A. S.A. (CR)				(Contract Size: 100 Securities, Physical Delivery)													
14.44	14.11	14.21	-3.20%	September 2015	14.42	14.65	14.40	14.40	14.40	---	---	13.96	15.57	---	3	3	168
				December 2015	---	---	---	---	14.77	---	---	14.03	14.71	---	---	---	23
				March 2016	---	---	---	---	14.85	---	---	---	---	---	---	---	---
				June 2016	---	---	---	---	14.92	---	---	---	---	---	---	---	---
PIRAEUS BANK (CR)				(Contract Size: 100 Securities, Physical Delivery)													
0.091	0.085	0.086	-4.44%	September 2015	0.089	0.091	0.085	0.085	0.085	---	---	0.087	0.733	---	50	1,207	77,142
				December 2015	---	---	---	---	0.091	---	---	0.097	0.435	---	---	---	319
				March 2016	---	---	---	---	0.091	---	---	---	---	---	---	---	---
				June 2016	---	---	---	---	0.091	---	---	---	---	---	---	---	---
PPC (CR)				(Contract Size: 100 Securities, Physical Delivery)													
4.21	4.05	4.06	-3.10%	September 2015	4.13	4.16	4.07	4.08	4.08	---	---	4.05	5.31	---	41	87	5,415
				December 2015	---	---	---	---	4.22	---	---	4.07	5.09	---	---	---	520
				March 2016	---	---	---	---	4.24	---	---	---	---	---	---	---	---
				June 2016	---	---	---	---	4.26	---	---	---	---	---	---	---	---

Underlying Asset				Derivatives Market													
Price max	Price min	Closing price	change	Delivery Month	Open price	Price max	Price min	Last price	Closing price	Last Bid	Last Ask	Settlement price	Life high	Life low	Trades	Volume	Open Interest
TERNA ENERGY (CR)				(Contract Size: 103 Securities, Physical Delivery)													
2.46	2.36	2.43	0.00%	September 2015	2.41	2.41	2.38	2.38	2.38	---	---	2.44	2.97	---	5	26	1,032
				December 2015	---	---	---	---	2.45	---	---	---	---	---	---	---	---
				March 2016	---	---	---	---	2.46	---	---	---	---	---	---	---	---
				June 2016	---	---	---	---	2.47	---	---	---	---	---	---	---	---
TITAN CEMENT (CR)				(Contract Size: 100 Securities, Physical Delivery)													
20.00	18.30	18.72	-5.21%	September 2015	19.68	19.68	18.46	19.07	19.07	---	---	18.81	22.44	---	47	110	335
				December 2015	---	---	---	---	19.87	---	---	19.52	21.49	---	---	---	19
				March 2016	---	---	---	---	19.97	---	---	---	---	---	---	---	---
				June 2016	---	---	---	---	20.07	---	---	---	---	---	---	---	---
VIOHALCO SA/NV (CB)				(Contract Size: 100 Securities, Physical Delivery)													
2.15	2.03	2.08	-1.89%	September 2015	2.16	2.16	2.05	2.05	2.05	---	---	2.04	2.56	---	5	17	476
				December 2015	---	---	---	---	2.13	---	---	---	---	---	---	---	---
				March 2016	---	---	---	---	2.14	---	---	---	---	---	---	---	---
				June 2016	---	---	---	---	2.15	---	---	---	---	---	---	---	---

FTSE/Athex Large Cap

(Trade Unit: 1 Index Point x 5€ - Exercise Style: European, Cash Settlement)

Call Options																	Put Options																
Exercise Price	September 2015							October 2015							Other Months		September 2015							October 2015							Other Months		Exercise Price
	Open price	Price max	Price min	Last price	Closing price	Volume	Open Interest	Open price	Price max	Price min	Last price	Closing price	Volume	Open Interest	Volume	Open Interest	Open price	Price max	Price min	Last price	Closing price	Volume	Open Interest	Open price	Price max	Price min	Last price	Closing price	Volume	Open Interest	Volume	Open Interest	
110	0.00	0.00	0.00	-	78.50	-	-	-	-	-	-	-	-	-	-	-	0.00	0.00	0.00	-	0.01	-	-	-	-	-	-	-	-	-	-	-	110
120	0.00	0.00	0.00	-	68.50	-	-	-	-	-	-	-	-	-	-	-	0.00	0.00	0.00	-	0.02	-	-	-	-	-	-	-	-	-	-	-	120
130	0.00	0.00	0.00	-	59.00	-	-	-	-	-	-	-	-	-	-	-	0.00	0.00	0.00	-	0.09	-	-	-	-	-	-	-	-	-	-	-	130
140	0.00	0.00	0.00	-	49.00	-	-	-	-	-	-	-	-	-	-	-	0.00	0.00	0.00	-	0.34	-	-	-	-	-	-	-	-	-	-	-	140
155	0.00	0.00	0.00	-	35.25	-	-	0.00	0.00	0.00	-	37.75	-	-	-	-	0.00	0.00	0.00	-	1.50	-	-	0.00	0.00	0.00	-	4.90	-	-	-	-	155
160	0.00	0.00	0.00	-	31.00	-	-	0.00	0.00	0.00	-	34.00	-	-	-	-	0.00	0.00	0.00	-	2.30	-	-	0.00	0.00	0.00	-	6.20	-	-	-	-	160
165	0.00	0.00	0.00	-	27.00	-	-	0.00	0.00	0.00	-	30.75	-	-	-	-	0.00	0.00	0.00	-	3.30	-	-	0.00	0.00	0.00	-	7.80	-	-	-	-	165
170	0.00	0.00	0.00	-	23.25	-	20	0.00	0.00	0.00	-	27.50	-	-	-	-	0.00	0.00	0.00	-	4.50	-	-	0.00	0.00	0.00	-	9.50	-	-	-	-	170
175	0.00	0.00	0.00	-	19.75	-	125	0.00	0.00	0.00	-	24.50	-	150	-	-	0.00	0.00	0.00	-	6.10	-	-	0.00	0.00	0.00	-	11.50	-	-	-	-	175
180	0.00	0.00	0.00	-	16.75	-	-	0.00	0.00	0.00	-	21.75	-	60	-	-	0.00	0.00	0.00	-	8.00	-	420	0.00	0.00	0.00	-	13.75	-	-	-	-	180
185	0.00	0.00	0.00	-	14.00	-	70	0.00	0.00	0.00	-	19.25	-	70	-	-	0.00	0.00	0.00	-	10.25	-	-	0.00	0.00	0.00	-	16.25	-	-	-	-	185
190	0.00	0.00	0.00	-	11.50	-	470	0.00	0.00	0.00	-	17.00	-	-	-	-	0.00	0.00	0.00	-	12.75	-	180	0.00	0.00	0.00	-	19.00	-	-	-	-	190
195	0.00	0.00	0.00	-	9.50	-	150	0.00	0.00	0.00	-	15.00	-	-	-	-	0.00	0.00	0.00	-	15.75	-	60	0.00	0.00	0.00	-	22.00	-	-	-	-	195
200	0.00	0.00	0.00	-	7.70	-	637	0.00	0.00	0.00	-	13.00	-	-	-	-	0.00	0.00	0.00	-	19.00	-	-	0.00	0.00	0.00	-	25.00	-	-	-	-	200
205	0.00	0.00	0.00	-	6.20	-	-	0.00	0.00	0.00	-	11.50	-	-	-	-	0.00	0.00	0.00	-	22.50	-	-	0.00	0.00	0.00	-	28.50	-	-	-	-	205
210	0.00	0.00	0.00	-	4.90	-	-	0.00	0.00	0.00	-	10.00	-	-	-	-	0.00	0.00	0.00	-	26.25	-	-	0.00	0.00	0.00	-	32.00	-	-	-	-	210
215	0.00	0.00	0.00	-	3.90	-	75	0.00	0.00	0.00	-	8.60	-	-	-	-	0.00	0.00	0.00	-	30.00	-	-	0.00	0.00	0.00	-	35.50	-	-	-	-	215
220	0.00	0.00	0.00	-	3.10	-	75	0.00	0.00	0.00	-	7.50	-	-	-	-	0.00	0.00	0.00	-	34.25	-	-	0.00	0.00	0.00	-	39.50	-	-	-	-	220
225	0.00	0.00	0.00	-	2.40	-	-	0.00	0.00	0.00	-	6.40	-	-	-	-	0.00	0.00	0.00	-	38.50	-	-	0.00	0.00	0.00	-	43.25	-	-	-	-	225
230	0.00	0.00	0.00	-	1.80	-	100	0.00	0.00	0.00	-	5.50	-	30	-	-	0.00	0.00	0.00	-	43.00	-	-	0.00	0.00	0.00	-	47.50	-	-	-	-	230
235	0.00	0.00	0.00	-	1.40	-	-	0.00	0.00	0.00	-	4.80	-	-	-	-	0.00	0.00	0.00	-	47.50	-	-	0.00	0.00	0.00	-	51.50	-	-	-	-	235
240	0.00	0.00	0.00	-	1.10	-	200	0.00	0.00	0.00	-	4.10	-	-	-	-	0.00	0.00	0.00	-	52.00	-	-	0.00	0.00	0.00	-	56.00	-	-	-	-	240
245	0.00	0.00	0.00	-	0.79	-	-	0.00	0.00	0.00	-	3.50	-	30	-	-	0.00	0.00	0.00	-	57.00	-	-	0.00	0.00	0.00	-	60.50	-	-	-	-	245
250	0.00	0.00	0.00	-	0.59	-	-	0.00	0.00	0.00	-	3.00	-	-	-	-	0.00	0.00	0.00	-	62.00	-	-	0.00	0.00	0.00	-	65.00	-	-	-	-	250
255	0.00	0.00	0.00	-	0.44	-	-	0.00	0.00	0.00	-	2.50	-	-	-	-	0.00	0.00	0.00	-	66.50	-	-	0.00	0.00	0.00	-	69.50	-	-	-	-	255
260	0.00	0.00	0.00	-	0.33	-	-	0.00	0.00	0.00	-	2.10	-	-	-	-	0.00	0.00	0.00	-	71.50	-	-	0.00	0.00	0.00	-	74.00	-	-	-	-	260
265	0.00	0.00	0.00	-	0.24	-	-	0.00	0.00	0.00	-	1.80	-	-	-	-	0.00	0.00	0.00	-	76.50	-	-	0.00	0.00	0.00	-	78.50	-	-	-	-	265
270	0.00	0.00	0.00	-	0.18	-	-	-	-	-	-	-	-	-	-	-	0.00	0.00	0.00	-	81.50	-	-	-	-	-	-	-	-	-	-	270	
275	0.00	0.00	0.00	-	0.13	-	-	-	-	-	-	-	-	-	-	-	0.00	0.00	0.00	-	86.50	-	-	-	-	-	-	-	-	-	-	275	
280	0.00	0.00	0.00	-	0.09	-	-	-	-	-	-	-	-	-	-	-	0.00	0.00	0.00	-	91.00	-	-	-	-	-	-	-	-	-	-	280	
285	0.00	0.00	0.00	-	0.07	-	-	-	-	-	-	-	-	-	-	-	0.00	0.00	0.00	-	96.00	-	-	-	-	-	-	-	-	-	-	285	
290	0.00	0.00	0.00	-	0.05	-	-	-	-	-	-	-	-	-	-	-	0.00	0.00	0.00	-	101.00	-	-	-	-	-	-	-	-	-	-	290	
295	0.00	0.00	0.00	-	0.03	-	-	-	-	-	-	-	-	-	-	-	0.00	0.00	0.00	-	106.00	-	-	-	-	-	-	-	-	-	-	295	
300	0.00	0.00	0.00	-	0.02	-	-	-	-	-	-	-	-	-	-	-	0.00	0.00	0.00	-	111.00	-	-	-	-	-	-	-	-	-	-	300	
305	0.00	0.00	0.00	-	0.02	-	-	-	-	-	-	-	-	-	-	-	0.00	0.00	0.00	-	116.00	-	-	-	-	-	-	-	-	-	-	305	
310	0.00	0.00	0.00	-	0.01	-	-	-	-	-	-	-	-	-	-	-	0.00	0.00	0.00	-	121.00	-	-	-	-	-	-	-	-	-	-	310	

FTSE/Athex Large Cap

(Trade Unit: 1 Index Point x 5€ - Exercise Style: European, Cash Settlement)

Call Options																	Put Options																						
Exercise Price	September 2015							October 2015							Other Months		September 2015							October 2015							Other Months		Exercise Price						
	Open price	Price max	Price min	Last price	Closing price	Volume	Open Interest	Open price	Price max	Price min	Last price	Closing price	Volume	Open Interest	Volume	Open Interest	Open price	Price max	Price min	Last price	Closing price	Volume	Open Interest	Open price	Price max	Price min	Last price	Closing price	Volume	Open Interest	Volume	Open Interest							
315	0.00	0.00	0.00	-	0.01	-	-	-	-	-	-	-	-	-	-	-	0.00	0.00	0.00	-	126.00	-	-	-	-	-	-	-	-	-	-	-	315						
320	0.00	0.00	0.00	-	0.01	-	-	-	-	-	-	-	-	-	-	-	0.00	0.00	0.00	-	131.00	-	-	-	-	-	-	-	-	-	-	-	320						
325	0.00	0.00	0.00	-	0.01	-	-	-	-	-	-	-	-	-	-	-	0.00	0.00	0.00	-	136.00	-	-	-	-	-	-	-	-	-	-	-	325						
330	0.00	0.00	0.00	-	0.04	-	-	-	-	-	-	-	-	-	-	-	0.00	0.00	0.00	-	141.00	-	-	-	-	-	-	-	-	-	-	-	330						
335	0.00	0.00	0.00	-	0.03	-	-	-	-	-	-	-	-	-	-	-	0.00	0.00	0.00	-	146.00	-	-	-	-	-	-	-	-	-	-	-	335						
340	0.00	0.00	0.00	-	0.02	-	-	-	-	-	-	-	-	-	-	-	0.00	0.00	0.00	-	151.00	-	-	-	-	-	-	-	-	-	-	-	340						
345	0.00	0.00	0.00	-	0.02	-	-	-	-	-	-	-	-	-	-	-	0.00	0.00	0.00	-	156.00	-	-	-	-	-	-	-	-	-	-	-	345						
350	0.00	0.00	0.00	-	0.01	-	-	-	-	-	-	-	-	-	-	-	0.00	0.00	0.00	-	161.00	-	-	-	-	-	-	-	-	-	-	-	350						
355	0.00	0.00	0.00	-	0.01	-	-	-	-	-	-	-	-	-	-	-	0.00	0.00	0.00	-	166.00	-	-	-	-	-	-	-	-	-	-	-	355						
360	0.00	0.00	0.00	-	0.01	-	-	-	-	-	-	-	-	-	-	-	0.00	0.00	0.00	-	171.00	-	-	-	-	-	-	-	-	-	-	-	360						
365	0.00	0.00	0.00	-	0.01	-	-	-	-	-	-	-	-	-	-	-	0.00	0.00	0.00	-	176.00	-	-	-	-	-	-	-	-	-	-	-	365						
370	0.00	0.00	0.00	-	0.01	-	-	-	-	-	-	-	-	-	-	-	0.00	0.00	0.00	-	181.00	-	-	-	-	-	-	-	-	-	-	-	370						
375	0.00	0.00	0.00	-	0.01	-	-	-	-	-	-	-	-	-	-	-	0.00	0.00	0.00	-	186.00	-	-	-	-	-	-	-	-	-	-	-	375						
380	0.00	0.00	0.00	-	0.01	-	-	-	-	-	-	-	-	-	-	-	0.00	0.00	0.00	-	191.00	-	-	-	-	-	-	-	-	-	-	-	380						
385	0.00	0.00	0.00	-	0.01	-	-	-	-	-	-	-	-	-	-	-	0.00	0.00	0.00	-	196.00	-	-	-	-	-	-	-	-	-	-	-	385						
390	0.00	0.00	0.00	-	0.01	-	-	-	-	-	-	-	-	-	-	-	0.00	0.00	0.00	-	201.00	-	-	-	-	-	-	-	-	-	-	-	390						
395	0.00	0.00	0.00	-	0.01	-	-	-	-	-	-	-	-	-	-	-	0.00	0.00	0.00	-	206.00	-	-	-	-	-	-	-	-	-	-	-	395						
400	0.00	0.00	0.00	-	0.01	-	-	-	-	-	-	-	-	-	-	-	0.00	0.00	0.00	-	211.00	-	-	-	-	-	-	-	-	-	-	-	400						
450	0.00	0.00	0.00	-	0.01	-	-	-	-	-	-	-	-	-	-	-	0.00	0.00	0.00	-	261.00	-	20	-	-	-	-	-	-	-	-	-	450						
Totals:							0	1,922								0	340	0	0								0	680								0	0	0	0
Number of Trades:							0									0		0									0									0		0	

FTSE/Athex Large Cap

(Trade Unit: 1 Index Point x 5€ - Exercise Style: European, Cash Settlement)

Call Options																	Put Options																			
Exercise Price	September 2015							October 2015							Other Months			September 2015								October 2015							Other Months			Exercise Price
	Open price	Price max	Price min	Last price	Closing price	Volume	Open Interest	Open price	Price max	Price min	Last price	Closing price	Volume	Open Interest	Volume	Open Interest	Open price	Price max	Price min	Last price	Closing price	Volume	Open Interest	Open price	Price max	Price min	Last price	Closing price	Volume	Open Interest	Volume	Open Interest				

ALPHA BANK (CR)

(Contract Size: 100 Securities, Exercise Style: American, Physical Delivery)

Call Options																	Put Options																			
September 2015								October 2015								Other Months		September 2015								October 2015								Other Months		
Exercise Price	Open price	Price max	Price min	Last price	Closing price	Volume	Open Interest	Open price	Price max	Price min	Last price	Closing price	Volume	Open Interest	Volume	Open Interest	Open price	Price max	Price min	Last price	Closing price	Volume	Open Interest	Open price	Price max	Price min	Last price	Closing price	Volume	Open Interest	Volume	Open Interest	Exercise Price			
0.100	0.000	0.000	0.000		0.006	-	200	0.000	0.000	0.000		0.011	-	-			0.000	0.000	0.000		0.012	-	-	0.000	0.000	0.000		0.016	-	-			0.001			
0.200	0.000	0.000	0.000		0.001	-	-	0.000	0.000	0.000		0.001	-	-			0.000	0.000	0.000		0.106	-	-	0.000	0.000	0.000		0.106	-	-			0.002			
0.300	0.000	0.000	0.000		0.001	-	-	0.000	0.000	0.000		0.001	-	-			0.000	0.000	0.000		0.206	-	-	0.000	0.000	0.000		0.206	-	-			0.003			
0.400	0.000	0.000	0.000		0.020	-	-	0.000	0.000	0.000		0.001	-	-			0.000	0.000	0.000		0.306	-	-	0.000	0.000	0.000		0.306	-	-			0.004			
0.500	0.000	0.000	0.000		0.007	-	-	0.000	0.000	0.000		0.001	-	-			0.000	0.000	0.000		0.406	-	-	0.000	0.000	0.000		0.406	-	-			0.005			
0.600	0.000	0.000	0.000		0.002	-	-	0.000	0.000	0.000		0.001	-	-			0.000	0.000	0.000		0.506	-	-	0.000	0.000	0.000		0.506	-	-			0.006			
0.700	0.000	0.000	0.000		0.001	-	-	0.000	0.000	0.000		0.001	-	-			0.000	0.000	0.000		0.606	-	-	0.000	0.000	0.000		0.606	-	-			0.007			
0.800	0.000	0.000	0.000		0.001	-	-						-	-			0.000	0.000	0.000		0.706	-	-					-	-			0.008				
0.900	0.000	0.000	0.000		0.001	-	-						-	-			0.000	0.000	0.000		0.806	-	-					-	-			0.009				
1.000	0.000	0.000	0.000		0.001	-	-						-	-			0.000	0.000	0.000		0.906	-	-					-	-			0.010				
Totals:						0	200						0	0	0	0						0	0						0	0	0	0				
Number of Trades:							0						0		0							0.00							0		0					

NATIONAL BANK (CR)

(Contract Size: 100 Securities, Exercise Style: American, Physical Delivery)

Call Options																	Put Options																			
September 2015								October 2015								Other Months		September 2015								October 2015								Other Months		
Exerise Price	Open price	Price max	Price min	Last price	Closing price	Volume	Open Interest	Open price	Price max	Price min	Last price	Closing price	Volume	Open Interest	Volume	Open Interest	Open price	Price max	Price min	Last price	Closing price	Volume	Open Interest	Open price	Price max	Price min	Last price	Closing price	Volume	Open Interest	Volume	Open Interest	Exerise Price			
0.100						-	-						-	-								-	-					-	-			0.001				
0.200	0.000	0.000	0.000		0.329	-	-	0.000	0.000	0.000		0.330	-	-			0.000	0.000	0.000		0.001	-	-	0.000	0.000	0.000		0.002	-	-			0.002			
0.300	0.000	0.000	0.000		0.230	-	-	0.000	0.000	0.000		0.233	-	-			0.000	0.000	0.000		0.001	-	-	0.000	0.000	0.000		0.003	-	-			0.003			
0.400	0.000	0.000	0.000		0.135	-	-	0.000	0.000	0.000		0.149	-	200			0.000	0.000	0.000		0.005	-	-	0.000	0.000	0.000		0.019	-	-			0.004			
0.500	0.000	0.000	0.000		0.063	-	-	0.000	0.000	0.000		0.087	-	-			0.000	0.000	0.000		0.033	-	-	0.000	0.000	0.000		0.057	-	-			0.005			
0.600	0.000	0.000	0.000		0.023	-	100	0.000	0.000	0.000		0.048	-	-			0.000	0.000	0.000		0.094	-	-	0.000	0.000	0.000		0.117	-	-			0.006			
0.700	0.000	0.000	0.000		0.007	-	-	0.000	0.000	0.000		0.025	-	-			0.000	0.000	0.000		0.178	-	-	0.000	0.000	0.000		0.195	-	-			0.007			
0.800	0.000	0.000	0.000		0.002	-	-	0.000	0.000	0.000		0.013	-	-			0.000	0.000	0.000		0.272	-	-	0.000	0.000	0.000		0.282	-	-			0.008			
0.900	0.000	0.000	0.000		0.001	-	-	0.000	0.000	0.000		0.007	-	-			0.000	0.000	0.000		0.371	-	-	0.000	0.000	0.000		0.376	-	-			0.009			
1.000	0.000	0.000	0.000		0.001	-	-	0.000	0.000	0.000		0.003	-	-			0.000	0.000	0.000		0.471	-	-	0.000	0.000	0.000		0.473	-	-			0.010			
1.100	0.000	0.000	0.000		0.002	-	-	0.000	0.000	0.000		0.002	-	-			0.000	0.000	0.000		0.571	-	-	0.000	0.000	0.000		0.572	-	-			0.011			
1.200	0.000	0.000	0.000		0.001	-	-	0.000	0.000	0.000		0.001	-	-			0.000	0.000	0.000		0.671	-	-	0.000	0.000	0.000		0.671	-	-			0.012			
1.300	0.000	0.000	0.000		0.001	-	-	0.000	0.000	0.000		0.001	-	-			0.000	0.000	0.000		0.771	-	-	0.000	0.000	0.000		0.771	-	-			0.013			
1.400	0.000	0.000	0.000		0.098	-	-	0.000	0.000	0.000		0.001	-	-			0.000	0.000	0.000		0.871	-	-	0.000	0.000	0.000		0.871	-	-			0.014			
1.500	0.000	0.000	0.000		0.074	-	-	0.000	0.000	0.000		0.001	-	-			0.000	0.000	0.000		0.971	-	-	0.000	0.000	0.000		0.971	-	-			0.015			
1.600	0.000	0.000	0.000		0.055	-	-	0.000	0.000	0.000		0.001	-	-			0.000	0.000	0.000		1.07	-	-	0.000	0.000	0.000		1.07	-	-			0.016			
1.700	0.000	0.000	0.000		0.041	-	-						-	-			0.000	0.000	0.000		1.17	-	-				-	-			0.017					
1.800	0.000	0.000	0.000		0.030	-	-						-	-			0.000	0.000	0.000		1.27	-	-				-	-			0.018					
1.900	0.000	0.000	0.000		0.023	-	-						-	-			0.000	0.000	0.000		1.37	-	-				-	-			0.019					
2.000	0.000	0.000	0.000		0.017	-	-						-	-			0.000	0.000	0.000		1.47	-	-				-	-			0.020					
2.200	0.000	0.000	0.000		0.009	-	-						-	-			0.000	0.000	0.000		1.67	-	-				-	-			0.022					
2.400	0.000	0.000	0.000		0.005	-	-						-	-			0.000	0.000	0.000		1.87	-	-				-	-			0.024					
2.600	0.000	0.000	0.000		0.003	-	-						-	-			0.000	0.000	0.000		2.07	-	-				-	-			0.026					
2.800	0.000	0.000	0.000		0.001	-	-						-	-			0.000	0.000	0.000		2.27	-	-				-	-			0.028					
3.000	0.000	0.000	0.000		0.001	-	-						-	-			0.000	0.000	0.000		2.47	-	-				-	-			0.030					
3.200	0.000	0.000	0.000		0.001	-	-						-	-			0.000	0.000	0.000		2.67	-	-				-	-			0.032					
Totals:						0	100						0	200	0	0						0	0					0	0	0	0					
Number of Trades:						0							0		0							0.00						0		0						

OPAP (CR)

(Contract Size: 100 Securities, Exercise Style: American, Physical Delivery)

Call Options																	Put Options																
September 2015							October 2015							Other Months			September 2015							October 2015							Other Months		
Exerise Price	Open price	Price max	Price min	Last price	Closing price	Volume	Open Interest	Open price	Price max	Price min	Last price	Closing price	Volume	Open Interest	Volume	Open Interest	Open price	Price max	Price min	Last price	Closing price	Volume	Open Interest	Open price	Price max	Price min	Last price	Closing price	Volume	Open Interest	Volume	Open Interest	Exerise Price
5.600	0.000	0.000	0.000		1.61	-	-	0.000	0.000	0.000		1.70	-	-			0.000	0.000	0.000		0.045	-	-	0.000	0.000	0.000		0.129	-	-			0.056
6.000	0.000	0.000	0.000		1.27	-	-	0.000	0.000	0.000		1.40	-	-			0.000	0.000	0.000		0.102	-	-	0.000	0.000	0.000		0.222	-	-			0.060
6.400	0.000	0.000	0.000		0.964	-	-	0.000	0.000	0.000		1.13	-	-			0.000	0.000	0.000		0.197	-	-	0.000	0.000	0.000		0.350	-	-			0.064
6.800	0.000	0.000	0.000		0.705	-	-	0.000	0.000	0.000		0.892	-	-			0.000	0.000	0.000		0.337	-	-	0.000	0.000	0.000		0.514	-	-			0.068
7.200	0.000	0.000	0.000		0.500	-	-	0.000	0.000	0.000		0.692	-	-			0.000	0.000	0.000		0.532	-	-	0.000	0.000	0.000		0.714	-	-			0.072
7.600	0.000	0.000	0.000		0.343	-	-	0.000	0.000	0.000		0.533	-	-			0.000	0.000	0.000		0.775	-	-	0.000	0.000	0.000		0.954	-	-			0.076
8.000	0.000	0.000	0.000		0.227	-	-	0.000	0.000	0.000		0.407	-	-			0.000	0.000	0.000		1.06	-	-	0.000	0.000	0.000		1.23	-	-			0.080
8.400	0.000	0.000	0.000		0.145	-	-	0.000	0.000	0.000		0.304	-	-			0.000	0.000	0.000		1.38	-	-	0.000	0.000	0.000		1.52	-	-			0.084
8.800	0.000	0.000	0.000		0.089	-	-	0.000	0.000	0.000		0.222	-	-			0.000	0.000	0.000		1.72	-	-	0.000	0.000	0.000		1.84	-	-			0.088
9.200	0.000	0.000	0.000		0.055	-	-	0.000	0.000	0.000		0.166	-	-			0.000	0.000	0.000		2.09	-	-	0.000	0.000	0.000		2.19	-	-			0.092
9.600	0.000	0.000	0.000		0.033	-	-	0.000	0.000	0.000		0.119	-	-			0.000	0.000	0.000		2.47	-	-	0.000	0.000	0.000		2.54	-	-			0.096
10.000	0.000	0.000	0.000		0.019	-	-						-	-			0.000	0.000	0.000		2.85	-	-				-	-				0.100	
11.000	0.000	0.000	0.000		0.005	-	-						-	-			0.000	0.000	0.000		3.84	-	-				-	-				0.110	
12.000	0.000	0.000	0.000		0.001	-	-						-	-			0.000	0.000	0.000		4.84	-	-				-	-				0.120	
13.000	0.000	0.000	0.000		0.001	-	-						-	-			0.000	0.000	0.000		5.84	-	-				-	-				0.130	
14.000	0.000	0.000	0.000		0.001	-	-						-	-			0.000	0.000	0.000		6.84	-	-				-	-				0.140	
15.000	0.000	0.000	0.000		0.001	-	-						-	-			0.000	0.000	0.000		7.84	-	-				-	-				0.150	
16.000	0.000	0.000	0.000		0.001	-	-						-	-			0.000	0.000	0.000		8.84	-	-				-	-				0.160	
Totals:						0	0						0	0	0	0						0	0					0	0	0	0		
Number of Trades:						0							0		0							0.00						0		0			

Call Options																	Put Options																			
September 2015								October 2015								Other Months		September 2015								October 2015								Other Months		
Exercise Price	Open price	Price max	Price min	Last price	Closing price	Volume	Open Interest	Open price	Price max	Price min	Last price	Closing price	Volume	Open Interest	Volume	Open Interest	Open price	Price max	Price min	Last price	Closing price	Volume	Open Interest	Open price	Price max	Price min	Last price	Closing price	Volume	Open Interest	Volume	Open Interest	Exercise Price			
5.600	0.000	0.000	0.000		2.80	-	-						-	-			0.000	0.000	0.000		0.002	-	-					-	-				0.056			
6.000	0.000	0.000	0.000		2.40	-	-	0.000	0.000	0.000		2.46	-	-			0.000	0.000	0.000		0.007	-	-	0.000	0.000	0.000		0.050	-	-				0.060		
6.400	0.000	0.000	0.000		2.02	-	-	0.000	0.000	0.000		2.10	-	-			0.000	0.000	0.000		0.019	-	-	0.000	0.000	0.000		0.095	-	-				0.064		
6.800	0.000	0.000	0.000		1.65	-	-	0.000	0.000	0.000		1.77	-	-			0.000	0.000	0.000		0.050	-	-	0.000	0.000	0.000		0.166	-	-				0.068		
7.200	0.000	0.000	0.000		1.31	-	-	0.000	0.000	0.000		1.48	-	-			0.000	0.000	0.000		0.108	-	-	0.000	0.000	0.000		0.266	-	-				0.072		
7.600	0.000	0.000	0.000		1.00	-	1	0.000	0.000	0.000		1.21	-	-			0.000	0.000	0.000		0.201	-	-	0.000	0.000	0.000		0.399	-	-				0.076		
8.000	0.000	0.000	0.000		0.738	-	-	0.000	0.000	0.000		0.974	-	-			0.000	0.000	0.000		0.339	-	-	0.000	0.000	0.000		0.564	-	-				0.080		
8.400	0.000	0.000	0.000		0.526	-	-	0.000	0.000	0.000		0.770	-	-			0.000	0.000	0.000		0.527	-	-	0.000	0.000	0.000		0.759	-	-				0.084		
8.800	0.000	0.000	0.000		0.363	-	-	0.000	0.000	0.000		0.609	-	-			0.000	0.000	0.000		0.763	-	-	0.000	0.000	0.000		0.997	-	-				0.088		
9.200	0.000	0.000	0.000		0.241	-	-	0.000	0.000	0.000		0.474	-	-			0.000	0.000	0.000		1.04	-	-	0.000	0.000	0.000		1.26	-	-				0.092		
9.600	0.000	0.000	0.000		0.155	-	-	0.000	0.000	0.000		0.359	-	-			0.000	0.000	0.000		1.36	-	-	0.000	0.000	0.000		1.55	-	-				0.096		
10.000	0.000	0.000	0.000		0.097	-	-						-	-			0.000	0.000	0.000		1.70	-	-				-	-					0.100			
11.000	0.000	0.000	0.000		0.026	-	-						-	-			0.000	0.000	0.000		2.63	-	-				-	-					0.110			
12.000	0.000	0.000	0.000		0.006	-	-						-	-			0.000	0.000	0.000		3.61	-	-				-	-					0.120			
13.000	0.000	0.000	0.000		0.001	-	-						-	-			0.000	0.000	0.000		4.61	-	-				-	-					0.130			
14.000	0.000	0.000	0.000		0.001	-	-						-	-			0.000	0.000	0.000		5.61	-	-				-	-					0.140			
15.000	0.000	0.000	0.000		0.001	-	-						-	-			0.000	0.000	0.000		6.61	-	-				-	-					0.150			
16.000	0.000	0.000	0.000		0.001	-	-						-	-			0.000	0.000	0.000		7.61	-	-				-	-					0.160			
Totals:						0	1						0	0	0	0					0	0					0	0	0	0						
Number of Trades:						0							0		0						0.00						0		0							

PIRAEUS BANK (CR)

(Contract Size: 100 Securities, Exercise Style: American, Physical Delivery)

Call Options																	Put Options																	
September 2015								October 2015						Other Months			September 2015								October 2015						Other Months			
Exercise Price	Open price	Price max	Price min	Last price	Closing price	Volume	Open Interest	Open price	Price max	Price min	Last price	Closing price	Volume	Open Interest	Volume	Open Interest	Open price	Price max	Price min	Last price	Closing price	Volume	Open Interest	Open price	Price max	Price min	Last price	Closing price	Volume	Open Interest	Volume	Open Interest	Exercise Price	
0.100	0.000	0.000	0.000		0.005	-	220	0.000	0.000	0.000		0.009	-	-			0.000	0.000	0.000		0.014	-	-	0.000	0.000	0.000		0.018	-	-			0.001	
0.200	0.000	0.000	0.000		0.004	-	-	0.000	0.000	0.000		0.001	-	-			0.000	0.000	0.000		0.110	-	-	0.000	0.000	0.000		0.110	-	-			0.002	
0.300	0.000	0.000	0.000		0.001	-	-	0.000	0.000	0.000		0.001	-	-			0.000	0.000	0.000		0.210	-	-	0.000	0.000	0.000		0.210	-	-			0.003	
0.400	0.000	0.000	0.000		0.001	-	-	0.000	0.000	0.000		0.002	-	-			0.000	0.000	0.000		0.310	-	-	0.000	0.000	0.000		0.310	-	-			0.004	
0.500	0.000	0.000	0.000		0.025	-	-	0.000	0.000	0.000		0.001	-	-			0.000	0.000	0.000		0.410	-	-	0.000	0.000	0.000		0.410	-	-			0.005	
0.600	0.000	0.000	0.000		0.010	-	-	0.000	0.000	0.000		0.001	-	-			0.000	0.000	0.000		0.510	-	-	0.000	0.000	0.000		0.510	-	-			0.006	
0.700	0.000	0.000	0.000		0.004	-	-	0.000	0.000	0.000		0.001	-	-			0.000	0.000	0.000		0.610	-	-	0.000	0.000	0.000		0.610	-	-			0.007	
0.800	0.000	0.000	0.000		0.002	-	-	0.000	0.000	0.000		0.001	-	-			0.000	0.000	0.000		0.710	-	-	0.000	0.000	0.000		0.710	-	-			0.008	
0.900	0.000	0.000	0.000		0.001	-	-						-	-			0.000	0.000	0.000		0.810	-	-					-	-			0.009		
1.000	0.000	0.000	0.000		0.001	-	-						-	-			0.000	0.000	0.000		0.910	-	-					-	-			0.010		
1.100	0.000	0.000	0.000		0.001	-	-						-	-			0.000	0.000	0.000		1.01	-	-					-	-			0.011		
1.200	0.000	0.000	0.000		0.001	-	-						-	-			0.000	0.000	0.000		1.11	-	-					-	-			0.012		
1.300	0.000	0.000	0.000		0.001	-	-						-	-			0.000	0.000	0.000		1.21	-	-					-	-			0.013		
1.400	0.000	0.000	0.000		0.002	-	-						-	-			0.000	0.000	0.000		1.31	-	-					-	-			0.014		
1.500	0.000	0.000	0.000		0.001	-	-						-	-			0.000	0.000	0.000		1.41	-	-					-	-			0.015		
1.600	0.000	0.000	0.000		0.001	-	-						-	-			0.000	0.000	0.000		1.51	-	-					-	-			0.016		
1.700	0.000	0.000	0.000		0.001	-	-						-	-			0.000	0.000	0.000		1.61	-	-					-	-			0.017		
1.800	0.000	0.000	0.000		0.001	-	-						-	-			0.000	0.000	0.000		1.71	-	-					-	-			0.018		
Totals:													0	0	0	0						0	0						0	0	0	0		
Number of Trades:													0	0	0							0.00							0	0				

PPC (CR)

(Contract Size: 100 Securities, Exercise Style: American, Physical Delivery)

Call Options																Put Options																				
September 2015								October 2015								Other Months		September 2015								October 2015								Other Months		
Exerise Price	Open price	Price max	Price min	Last price	Closing price	Volume	Open Interest	Open price	Price max	Price min	Last price	Closing price	Volume	Open Interest	Volume	Open Interest	Open price	Price max	Price min	Last price	Closing price	Volume	Open Interest	Open price	Price max	Price min	Last price	Closing price	Volume	Open Interest	Volume	Open Interest	Exerise Price			
3.000						-	-						-	-								-	-					-	-			0.030				
3.200	0.000	0.000	0.000		1.01	-	-	0.000	0.000	0.000		1.07	-	-			0.000	0.000	0.000		0.019	-	-	0.000	0.000	0.000		0.071	-	-			0.032			
3.400	0.000	0.000	0.000		0.834	-	-	0.000	0.000	0.000		0.911	-	-			0.000	0.000	0.000		0.040	-	-	0.000	0.000	0.000		0.112	-	-			0.034			
3.600	0.000	0.000	0.000		0.669	-	-	0.000	0.000	0.000		0.767	-	-			0.000	0.000	0.000		0.075	-	-	0.000	0.000	0.000		0.168	-	-			0.036			
3.800	0.000	0.000	0.000		0.524	-	-	0.000	0.000	0.000		0.642	-	-			0.000	0.000	0.000		0.130	-	-	0.000	0.000	0.000		0.242	-	-			0.038			
4.000	0.000	0.000	0.000		0.400	-	-	0.000	0.000	0.000		0.530	-	-			0.000	0.000	0.000		0.205	-	-	0.000	0.000	0.000		0.329	-	-			0.040			
4.400	0.000	0.000	0.000		0.214	-	-	0.000	0.000	0.000		0.350	-	-			0.000	0.000	0.000		0.419	-	-	0.000	0.000	0.000		0.549	-	-			0.044			
4.800	0.000	0.000	0.000		0.106	-	-	0.000	0.000	0.000		0.222	-	-			0.000	0.000	0.000		0.711	-	-	0.000	0.000	0.000		0.820	-	-			0.048			
5.200	0.000	0.000	0.000		0.047	-	-	0.000	0.000	0.000		0.136	-	-			0.000	0.000	0.000		1.05	-	-	0.000	0.000	0.000		1.13	-	-			0.052			
5.600	0.000	0.000	0.000		0.020	-	-	0.000	0.000	0.000		0.081	-	-			0.000	0.000	0.000		1.43	-	-	0.000	0.000	0.000		1.48	-	-			0.056			
6.000	0.000	0.000	0.000		0.007	-	-	0.000	0.000	0.000		0.048	-	-			0.000	0.000	0.000		1.81	-	-	0.000	0.000	0.000		1.85	-	-			0.060			
6.400	0.000	0.000	0.000		0.003	-	-	0.000	0.000	0.000		0.028	-	-			0.000	0.000	0.000		2.21	-	-	0.000	0.000	0.000		2.23	-	-			0.064			
6.800	0.000	0.000	0.000		0.001	-	-						-	-			0.000	0.000	0.000		2.61	-	-				-	-				0.068				
7.200	0.000	0.000	0.000		0.001	-	-						-	-			0.000	0.000	0.000		3.01	-	-				-	-				0.072				
7.600	0.000	0.000	0.000		0.001	-	-						-	-			0.000	0.000	0.000		3.41	-	-				-	-				0.076				
8.000	0.000	0.000	0.000		0.001	-	-						-	-			0.000	0.000	0.000		3.81	-	-				-	-				0.080				
8.400	0.000	0.000	0.000		0.001	-	-						-	-			0.000	0.000	0.000		4.21	-	-				-	-				0.084				
8.800	0.000	0.000	0.000		0.001	-	-						-	-			0.000	0.000	0.000		4.61	-	-				-	-				0.088				
9.200	0.000	0.000	0.000		0.001	-	-						-	-			0.000	0.000	0.000		5.01	-	-				-	-				0.092				
9.600	0.000	0.000	0.000		0.004	-	-						-	-			0.000	0.000	0.000		5.41	-	-				-	-				0.096				
10.000	0.000	0.000	0.000		0.002	-	-						-	-			0.000	0.000	0.000		5.81	-	-				-	-				0.100				
11.000	0.000	0.000	0.000		0.001	-	-						-	-			0.000	0.000	0.000		6.81	-	-				-	-				0.110				
12.000	0.000	0.000	0.000		0.001	-	-						-	-			0.000	0.000	0.000		7.81	-	-				-	-				0.120				
13.000	0.000	0.000	0.000		0.001	-	-						-	-			0.000	0.000	0.000		8.81	-	-				-	-				0.130				
14.000	0.000	0.000	0.000		0.001	-	-						-	-			0.000	0.000	0.000		9.81	-	-				-	-				0.140				
15.000	0.000	0.000	0.000		0.001	-	-						-	-			0.000	0.000	0.000		10.81	-	-				-	-				0.150				
Totals:						0	0						0	0	0	0						0	0					0	0	0	0					
Number of Trades:						0							0		0							0.00						0		0						

PPC (CR)

(Contract Size: 100 Securities, Exercise Style: American, Physical Delivery)

Call Options																	Put Options																				
Exercise Price	September 2015							October 2015							Other Months			September 2015										October 2015							Other Months		
	Open price	Price max	Price min	Last price	Closing price	Volume	Open Interest	Open price	Price max	Price min	Last price	Closing price	Volume	Open Interest	Volume	Open Interest	Open price	Price max	Price min	Last price	Closing price	Volume	Open Interest	Open price	Price max	Price min	Last price	Closing price	Volume	Open Interest	Volume	Open Interest	Exercise Price				

Lending Products	Underlying Title	Multilateral Transactions[1]					Bilateral Transactions[2]		Stock Borrowing through OTC (volume)[3]
		Open Interest[5]	Volume(Offered)	Average Weighted	Transactions volume	Average Weighted	Transactions Volume	Average Weighte	Transactions Volume
AEGNBOR	AEGEAN AIRLINES (CR)	298	16,119	5.31%	---	---	---	---	3,777
ALPHABOR	ALPHA BANK (CR)	500,885	7,268,377	5.31%	---	---	---	---	34,382,193
AETFBOR	ALPHA ETF FTSE Athex Large Cap	---	---	---	---	---	---	---	---
ALMYBOR	ALUMIL (CR)	---	---	---	---	---	---	---	---
IATRBOR	ATHENS MEDICAL CENTER SA (CR)	---	40,980	5.31%	---	---	---	---	---
OTOELBOR	AUTOHELLAS SA (CR)	---	958	5.31%	---	---	---	---	---
EEEBOR	CC HBC AG (CR)	6,303	---	---	---	---	---	---	70,546
CENTRBOR	CENTRIC HOLDINGS (CR)	---	16,000	5.31%	---	---	---	---	---
SOLKBOR	CORINTH PIPEWORKS SA (CR)	2,499	---	---	---	---	---	---	---
PLAKRBOR	CRETE PLASTICS SA (CR)	---	---	---	---	---	---	---	---
ELLAKTORBOR	ELLAKTOR (CR)	9,019	66,095	5.31%	---	---	---	---	108
ANEMOSBOR	ELTECH ANEMOS S.A. (CR)	---	---	---	---	---	---	---	---
ELBABOR	ELVAL SA. (CB)	---	35,344	5.31%	---	---	---	---	---
EUROBBOR	EUROBANK ERGASIAS (CR)	9,615	587,907	5.31%	---	---	---	---	1,162,054
EUROCBOR	EUROCONSULTANTS S.A. (CR)	---	---	---	---	---	---	---	---
EUPICBOR	EUROPEAN RELIANCE INSUR. (CR)	---	---	---	---	---	---	---	---
EYDAPBOR	EYDAP S.A. (CR)	10,109	---	---	---	---	---	---	17,780
FGEBOR	F.G. EUROPE S.A. (CR)	---	---	---	---	---	---	---	---
FFGRPBOR	FOLLI FOLLIE (CR)	31,163	60,180	4.24%	12,000	2.99%	---	---	609,619
FOYRKBOR	FOURLIS (CR)	---	3,690	5.31%	---	---	---	---	3,850
FRIGOBOR	FRIGOGLASS SA (CR)	4,900	3,278	5.31%	---	---	---	---	---
GEKTERNABOR	GEK TERNA (CR)	3,940	31,635	5.31%	---	---	---	---	---
SARBOR	GR. SARANTIS SA (CR)	---	4,199	5.31%	---	---	---	---	---
EUPROBOR	GRIVALIA PROPERTIES (CR)	17,212	61,350	5.31%	---	---	---	---	35,067
XAKOBOR	HALKOR SA (CB)	---	50,550	5.31%	---	---	---	---	---
EXAEBOR	HELLENIC EXCHANGES-A.S.E. (CR)	12,500	508,402	5.31%	---	---	---	---	65,000
ELPEBOR	HELLENIC PETROLEUM (CR)	1,000	220,839	5.31%	---	---	---	---	44,796
HYGEIABOR	HYGEIA SA (CR)	---	48,700	5.31%	---	---	---	---	---
IASOBOR	IASO SA (CR)	---	---	---	---	---	---	---	---
IKTINBOR	IKTINOS HELLAS SA (CR)	---	---	---	---	---	---	---	---
LYKBOR	INFORM P. LYKOS SA (CR)	---	---	---	---	---	---	---	---

Stock Lending Notes

- [1] - Multilateral contracts Lending or Borrowing as per Methods 8-1, 8-2 and 8-3-3 (According to ATHEX BoD Resolution No.17)
- [2] - Billateral Contracts Lending or Borrowing as per Methods 8-3-1 and 8-3-2 (According to ATHEX BoD Resolution No.20)
- [3] - The information concerning OTC Stock Borrowing Transactions is based on the statements of the Dematerialised Securities System (DSS) operators involved and refers to volumes that have been cleared and registered up until the previous working day.
- [4] - Average Price (Volume weighted)
- [5] - The Data concerning Open Interest before the start of trading session

Lending Products	Underlying Title	Multilateral Transactions[1]					Bilateral Transactions[2]		Stock Borrowing through OTC (volume)[3]
		Open Interest[5]	Volume(Offered)	Average Weighted	Transactions volume	Average Weighted	Transactions Volume	Average Weighte	Transactions Volume
INTRKBOR	INTRACOM HOLDINGS (CR)	---	168,546	5.31%	---	---	---	---	---
INLOTBOR	INTRALOT (CR)	19,257	42,542	5.31%	---	---	---	---	1,000
AVAXBOR	J & P - AVAX SA (CR)	---	20,335	5.31%	---	---	---	---	---
BELABOR	JUMBO SA (CR)	24,333	130,480	5.31%	---	---	---	---	6,365
KLEMBOR	KLEEMAN HELLAS SA (CR)	---	23,432	5.31%	---	---	---	---	---
KORRESBOR	KORRES (CR)	---	---	---	---	---	---	---	---
KRIBOR	KRI-KRI S.A. (CR)	---	47,267	5.31%	---	---	---	---	---
KYRMBOR	KYRIAKIDIS MARBLES SA (CR)	---	---	---	---	---	---	---	---
LAMDABOR	LAMDA DEVELOPMENT SA (CR)	103	29	5.34%	---	---	---	---	10,377
MIGBOR	MARFIN INVESTMENT GROUP (CR)	21,195	74,686	5.31%	---	---	---	---	744,474
METKKBOR	METKA (CR)	6,010	17,821	5.31%	---	---	---	---	---
MLSBOR	MLS MULTIMEDIA SA (CR)	---	7,920	5.31%	---	---	---	---	---
MOHBOR	MOTOR OIL (CR)	49,336	29,098	5.31%	---	---	250	0.01%	35,900
MYTILBOR	MYTILINEOS HOLDINGS (CR)	230	136,670	5.31%	---	---	---	---	---
ETEBOR	NATIONAL BANK (CR)	144,674	102,929	5.31%	---	---	---	---	1,003,403
ETFASEBOR	NBGAM ETF	---	---	---	---	---	---	---	---
ETFGT30PBOR	NBGAM ETF GREECE & TURKEY 30	---	---	---	---	---	---	---	---
OPAPBOR	OPAP (CR)	28,107	241,024	5.31%	---	---	---	---	51,838
HTOBOR	OTE (CR)	54,076	11,270	3.31%	---	---	4,000	0.01%	179,742
PPABOR	P.P.A. S.A. (CR)	1,414	---	---	---	---	---	---	151
PETROBOR	PETROPOULOS PETROS (CR)	---	---	---	---	---	---	---	---
TPEIRBOR	PIRAEUS BANK (CR)	61,054	172,198	5.31%	---	---	---	---	15,168,200
PLAISBOR	PLAISIO COMPUTERS SA (CR)	---	---	---	---	---	---	---	---
PPCBOR	PPC (CR)	96,866	22,662	5.31%	---	---	---	---	590,041
PROFBOR	PROFILE SA (CR)	---	---	---	---	---	---	---	---
QUALBOR	QUALITY & RELIABILITY SA (CR)	---	---	---	---	---	---	---	---
QUESTBOR	QUEST HOLDINGS (CR)	---	43	5.30%	---	---	---	---	---
KAMPBOR	REDS S.A. (CR)	---	---	---	---	---	---	---	---
OLYMPBOR	TECHNICAL OLYMPIC SA (CR)	---	245	5.31%	---	---	---	---	---
TENERGYBOR	TERNA ENERGY (CR)	5,523	25,590	5.31%	---	---	---	---	129
EYAPSBOR	THESSALONIKA WATER & SEWERAGE	---	798	5.31%	---	---	---	---	---

Stock Lending Notes

[1] - Multilateral contracts Lending or Borrowing as per Methods 8-1, 8-2 and 8-3-3 (According to ATHEX BoD Resolution No.17)

[2] - Billateral Contracts Lending or Borrowing as per Methods 8-3-1 and 8-3-2 (According to ATHEX BoD Resolution No.20)

[3] - The information concerning OTC Stock Borrowing Transactions is based on the statements of the Dematerialised Securities System (DSS) operators involved and refers to volumes that have been cleared and registered up until the previous working day.

[4] - Average Price (Volume weighted)

[5] - The Data concerning Open Interest before the start of trading session

Lending Products	Underlying Title	Multilateral Transactions[1]					Bilateral Transactions[2]		Stock Borrowing through OTC (volume)[3]
		Open Interest[5]	Volume(Offered)	Average Weighted	Transactions volume	Average Weighted	Transactions Volume	Average Weighte	Transactions Volume
PLATBOR	THRACE PLASTICS SA (CR)	---	42,700	5.31%	---	---	---	---	---
TITKBOR	TITAN CEMENT (CR)	4,300	248,209	5.31%	---	---	---	---	3,204
OLTHBOR	TPA SA (CR)	---	3,462	5.31%	---	---	---	---	---
VIOBOR	VIOHALCO SA/NV (CB)	16,709	15,514	5.31%	---	---	---	---	---

Stock Lending Notes

[1] - Multilateral contracts Lending or Borrowing as per Methods 8-1, 8-2 and 8-3-3 (According to ATHEX BoD Resolution No.17)

[2] - Billateral Contracts Lending or Borrowing as per Methods 8-3-1 and 8-3-2 (According to ATHEX BoD Resolution No.20)

[3] - The information concerning OTC Stock Borrowing Transactions is based on the statements of the Dematerialised Securities System (DSS) operators involved and refers to volumes that have been cleared and registered up until the previous working day.

[4] - Average Price (Volume weighted)

[5] - The Data concerning Open Interest before the start of trading session

Sectors codification for listed companies

533	-	Exploration & Production	537	-	Integrated Oil & Gas
1353	-	Commodity Chemicals	1357	-	Specialty Chemicals
1753	-	Aluminum	1755	-	Nonferrous Metals
1757	-	Steel	1775	-	General Mining
2353	-	Building Materials & Fixtures	2357	-	Heavy Construction
2723	-	Containers & Packaging	2727	-	Diversified Industrials
2733	-	Electrical Components & Equipment	2753	-	Commercial Vehicles & Trucks
2757	-	Industrial Machinery	2773	-	Marine Transportation
2777	-	Transportation Services	2791	-	Business Support Services
2797	-	Industrial Suppliers	3535	-	Distillers & Vintners
3537	-	Soft Drinks	3573	-	Farming Fishing & Plantations
3577	-	Food Products	3722	-	Durable Household Products
3726	-	Furnishings	3728	-	Home Construction
3747	-	Toys	3763	-	Clothing & Accessories
3765	-	Footwear	3767	-	Personal Products
3785	-	Tobacco	4533	-	Health Care Providers
4535	-	Medical Equipment	4577	-	Pharmaceuticals
5337	-	Food Retailers & Wholesalers	5371	-	Apparel Retailers
5373	-	Broadline Retailers	5375	-	Home Improvement Retailers
5379	-	Specialty Retailers	5553	-	Broadcasting & Entertainment
5555	-	Media Agencies	5557	-	Publishing
5751	-	Airlines	5752	-	Gambling
5753	-	Hotels	5755	-	Recreational Services
5757	-	Restaurants & Bars	5759	-	Travel & Tourism
6535	-	Fixed Line Telecommunications	6575	-	Mobile Telecommunications
7535	-	Conventional Electricity	7537	-	Alternative Electricity
7577	-	Water	8355	-	Banks
8534	-	Insurance Brokers	8536	-	Property & Casualty Insurance
8633	-	Real Estate Holding & Development	8637	-	Real Estate Services
8671	-	Industrial & Office REITs	8675	-	Specialty REITs
8775	-	Specialty Finance	8777	-	Investment Services
8985	-	Equity Investment Instruments	9533	-	Computer Services
9535	-	Internet	9537	-	Software
9572	-	Computer Hardware	9574	-	Electronic Office Equipment
9578	-	Telecommunications Equipment	12003	-	ETF



ATHEXGROUP
Ομίλος Χρηματιστηρίου Αθηνών