

Hellenic Exchanges – Athens Stock Exchange S.A.

**Ημερήσιο Δελτίο  
Συναλλακτικής Δραστηριότητας**

Daily Official List  
of Trading Activity



Tuesday, 18 July, 2017

Year: 138 Trading Day No: 136



**ATHEXGROUP**  
Athens Exchange Group

**Disclaimer:**

Hellenic Exchanges-Athens Stock Exchange S.A endeavours to ensure that the data and other material ("Information") presented on the Daily Official List are accurate and complete, but it is not liable for any errors or omissions of data or /and for the accuracy, credibility, updating and completeness of the aforesaid information nor it has any liability arising directly or indirectly from the use of the above Information.

The Company is not liable for the accuracy of the data included in listed companies' announcements. Only the sender of such an announcement is fully and solely liable for any infringement of third party's rights from the content of such announcement, All contents of the Daily Official List are provided only for information purposes and do not constitute investment advice or solicitation to invest in securities or other products listed for trading on the Exchange.

You acknowledge and agree that the Company is the owner of any property rights related to any Information appearing on the Daily Official List including intellectual property rights copyright, trademarks, etc.

The above data are a property of the Hellenic Exchanges-Athens Exchange and are copyright protected. Users are forbidden to reproduce, modify, copy, sale, transmit or redistribute, by all reproduction means and methods, part or the whole of the above data, without reference to their source.

The commercial exploitation of these data is, also, forbidden by third parties. Hellenic Exchanges-Athens Exchange does not carry any responsibility, direct or indirect, derived from usage or accidental alteration of the above data when used by third parties.

---

**Hellenic Exchanges – Athens Stock Exchange S.A.**

110 Athinon Ave.,10442 Athens, Tel: (210) 33.66.800, Fax: (210) 32.13.938

[www.helex.gr](http://www.helex.gr)

---

**Thessalonica Stock Exchange Center (T.S.E.C)**

16-18 Katouni Str., Thessalonica 546 25 Tel: (2310) 567.667, Fax: (2310) 530.545

---

**Athex Members Guarantee Fund**

14-16 Fidiou Str., Athens 106 78, Tel: (210) 33.04.682, Fax: (210) 33.04.155

---

**Hellenic Republic Capital Market Commission**

1 Kolokotroni Str. & 1 Stadiou Str., Athens 10562 Tel: (210) 33.77.100 Fax: (210) 33.77.173

---

**Table of Contents**

---

**Section 1: Statistical Figures of Securities, Derivatives and Lending**

Summary of Markets

Athex Indices

Analytic Figures for Athex Market's Boards and Categories

Trading Details by Athex Sectors and Financial Instruments (ETFs)

Top 10 best &amp; worst performing Shares

Derivatives Summary

**Section 2: Analytic Figures of Shares Transactions**

Analytic Figures of Shares Transactions

Shares' Notes

**Section 3: Figures of Securities Transactions**

Securities Blocks Details

Shares Rights Details

Stock Borrowing

Shares Forced Sales

Forced Sales Registered Shares

Exchange Traded Funds (ETFs) Characteristics

**Section 5: Bonds traded in Fixed Income Assets Market**

Convertible Corporate Bonds - Regulated Market

Non Convertible Corporate Bonds - Regulated Market

Government Bonds

Treasury Bills &amp; Zero Coupon Government Bonds

Government Bonds Traded with the Open Outcry Method

State Banks Bonds

**Section 6: Additional Infos**

Athex &amp; ATHEXClear Members List

List of Stocks under Market Making operations

**Section 7: Derivatives Market Analytic Figures**

Index Futures

Stock Futures

Index Options

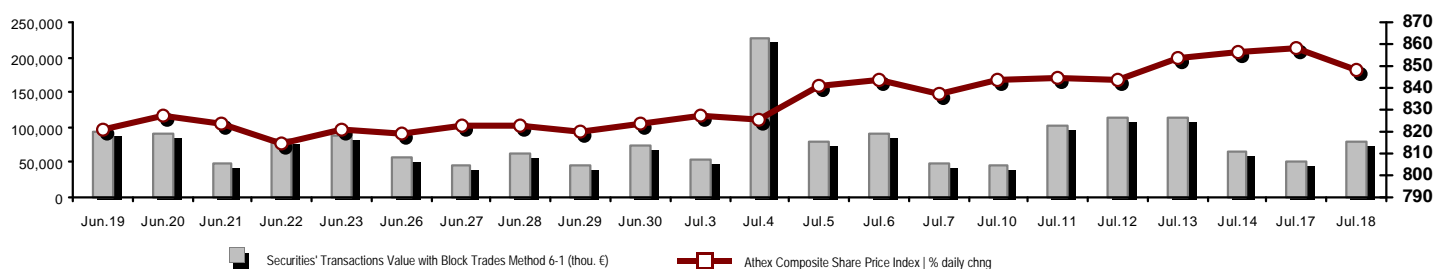
Stock Options

Stock Lending Analytic Figures

**Appendix A: Sectors codification for listed companies**

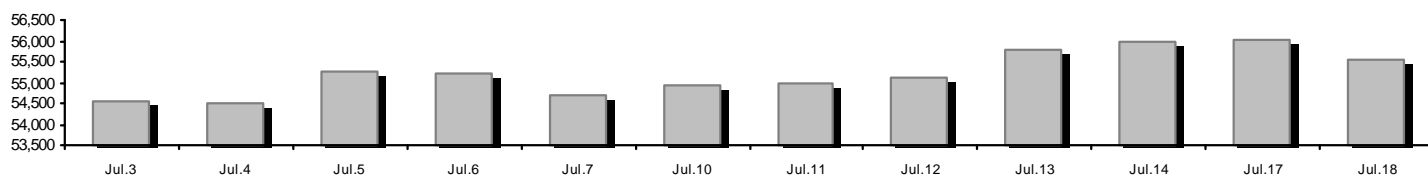
## Summary of Markets

Athex Composite Share Price Index vs Shares and Derivatives Transactions Value

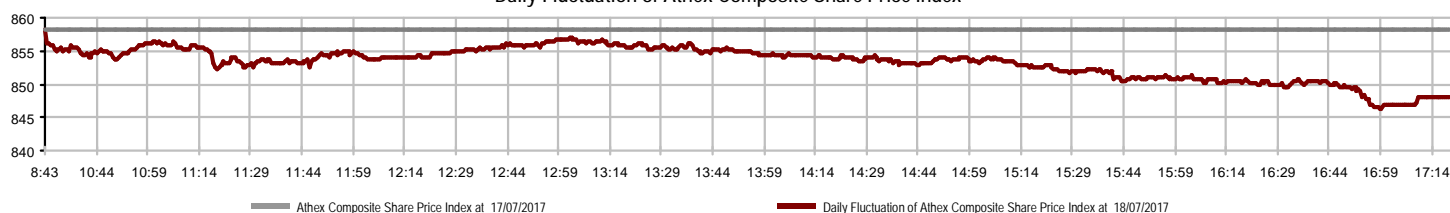


|  |  |
|--|--|
| Athex Capitalisation (mill. €) **: 55,553.22   | Derivatives Total Open Interest: 587,264                             |
| Daily change: mill. €   %: -481.73 -0.86%  | in Index Futures   % daily chng: 9,175 -0.90%                        |
| Yearly Avg Capitalisation: mill. €   % chng prev year Avg: 48,118.15 16.93%            | in Stock Futures   % daily chng: 572,835 -3.48%                      |
| Athex Composite Share Price Index   % daily chng: 848.07 -1.17%                        | in Index Options   % daily chng: 3,110 0.94%                         |
| Athex Composite Share Price Index Capitalisation (mill. €): 51,249.34                  | in Stock Options   % daily chng: 2,144 1.56%                         |
| Daily change (mill. €): -554.09  |  |
| Securities' Transactions Value with Block Trades Method 6-1 (thou. €): 78,835.04       | Derivatives Contracts Volume: 95,028                                 |
| Daily change: %: 26,470.53 50.55%  | Daily change: pieces   %: 66,652 234.89%                             |
| YtD Avg Trans. Value: thou. €   % chng prev year Avg: 61,120.94 1.23%                  | YtD Avg Derivatives Contracts % chng prev year Avg: 80,945 30.28%    |
| Blocks Transactions Value of Method 6-1 (thou. €): 26,498.20                           | Derivatives Trades Number: 2,550                                     |
| Blocks Transactions Value of Method 6-2 & 6-3 (thou. €): 0.00                          | Daily change: number   %: 1,147 81.75%                               |
| Bonds Transactions Value (thou.€): 923.08  | YtD Avg Derivatives Trades number % chng prev year Avg: 2,595 -0.02% |
| Securities' Transactions Volume with Block Trades Method 6-1 (thou. Pieces): 75,348.80 | Lending Total Open Interest: 666,498                                 |
| Daily change: thou. pieces   %: 10,550.67 16.28%                                       | Daily change: pieces   %: 3,604 0.54%                                |
| YtD Avg Volume: % chng prev year Avg: 85,851.68 -10.79%                                | Lending Volume (Multilateral/Bilateral): 3,604                       |
| Blocks Transactions Volume of Method 6-1 (thou. Pieces): 3,456.06                      | Daily change: pieces   %: -12,256 -339.50%                           |
| Blocks Transactions Volume of Method 6-2 & 6-3 (thou. Pieces): 0.00                    | Multilateral Lending: 3,604  |
| Bonds Transactions Volume: 911,000.00  | Bilateral Lending: 0   |
| Securities' Trades Number with Block Trades Method 6-1: 18,228                         | Lending Trades Number: 7   |
| Daily change: number   %: 3,510 23.85%   | Daily change: %: 3 45.00%  |
| YtD Avg Derivatives Trades number % chng prev year Avg: 17,857 -5.35%                  | Multilateral Lending Trades Number: 7                                |
| Number of Blocks Method 6-1: 10  | Bilateral Lending Trades Number: 0                                   |
| Number of Blocks Method 6-2 & 6-3: 0   |  |
| Number of Bonds Transactions: 47   |  |

Athex Capitalisation (mill. €) \*\*



Daily Fluctuation of Athex Composite Share Price Index



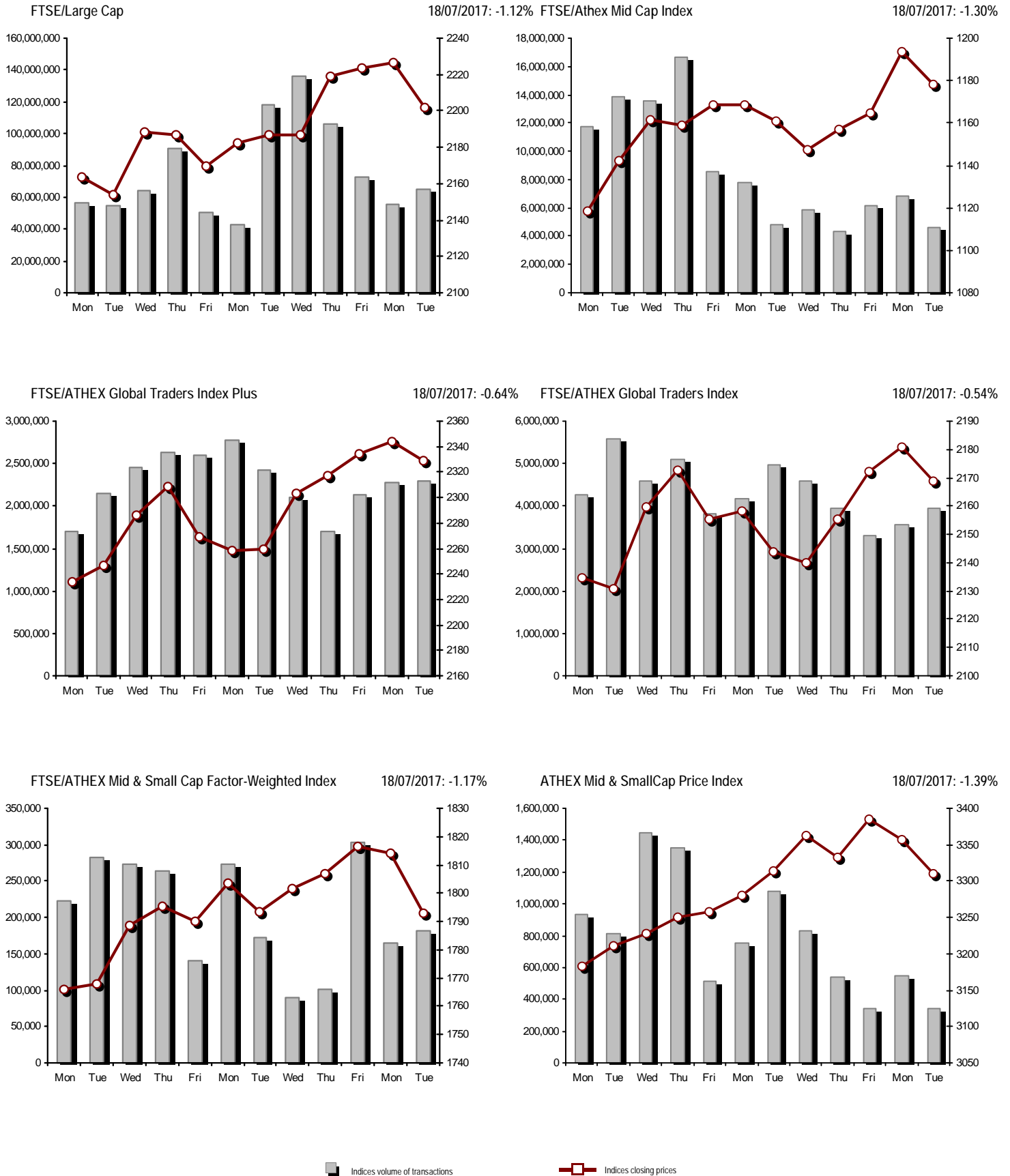
## Athex Indices

| Index name                                     | 18/07/2017 | 17/07/2017 | pts.    | %      | Min       | Max       | Year min | Year max  | Year change |
|--|------------|------------|---------|--------|-----------|-----------|----------|-----------|-------------|
| Athex Composite Share Price Index              | 848.07     | 858.08     | -10.01  | -1.17% | 846.17    | 858.08    | 602.43   | 859.78    | 31.76% #    |
| FTSE/Athex Large Cap                           | 2,201.83   | 2,226.87   | -25.04  | -1.12% | 2,194.70  | 2,226.87  | 1,610.77 | 2,232.65  | 26.48% #    |
| FTSE/Athex Mid Cap Index                       | 1,178.02   | 1,193.51   | -15.49  | -1.30% | 1,177.20  | 1,205.24  | 753.69   | 1,205.24  | 56.30% #    |
| FTSE/ATHEX-CSE Banking Index                   | 837.31     | 859.04     | -21.73  | -2.53% | 835.36    | 859.04    | 503.69   | 867.45    | 32.03% #    |
| FTSE/ATHEX Global Traders Index Plus           | 2,328.65   | 2,343.73   | -15.08  | -0.64% | 2,323.37  | 2,349.47  | 1,470.95 | 2,349.47  | 53.86% #    |
| FTSE/ATHEX Global Traders Index                | 2,168.98   | 2,180.79   | -11.81  | -0.54% | 2,160.35  | 2,184.91  | 1,591.53 | 2,184.91  | 31.96% #    |
| FTSE/ATHEX Mid & Small Cap Factor-Weighted Ind | 1,792.92   | 1,814.18   | -21.26  | -1.17% | 1,788.74  | 1,817.52  | 1,304.24 | 1,827.91  | 33.73% #    |
| Greece & Turkey 30 Price Index                 | 538.03     | 545.10     | -7.07   | -1.30% | 537.66    | 545.10    | 407.85   | 545.80    | 21.53% #    |
| ATHEX Mid & SmallCap Price Index               | 3,310.44   | 3,357.05   | -46.61  | -1.39% | 3,272.54  | 3,373.89  | 1,675.92 | 3,396.09  | 97.53% #    |
| FTSE/Athex Market Index                        | 542.99     | 549.19     | -6.20   | -1.13% | 541.27    | 549.19    | 396.30   | 550.39    | 27.14% #    |
| FTSE Med Index                                 | 4,803.12   | 4,872.54   | -69.42  | -1.42% |           |           | 4,400.91 | 4,897.79  | 4.50% #     |
| Athex Composite Index Total Return Index       | 1,309.27   | 1,324.73   | -15.46  | -1.17% | 1,306.34  | 1,324.73  | 918.99   | 1,327.35  | 33.35% #    |
| FTSE/Athex Large Cap Total Return              | 3,226.66   | 3,263.22   | -36.56  | -1.12% |           |           | 2,349.55 | 3,263.22  | 28.35% #    |
| FTSE/ATHEX Large Cap Net Total Return          | 940.00     | 950.69     | -10.69  | -1.12% | 936.95    | 950.69    | 678.89   | 953.15    | 28.11% #    |
| FTSE/Athex Mid Cap Total Return                | 1,438.74   | 1,457.66   | -18.92  | -1.30% |           |           | 949.72   | 1,457.66  | 56.39% #    |
| FTSE/ATHEX-CSE Banking Total Return Index      | 859.57     | 881.88     | -22.31  | -2.53% |           |           | 527.29   | 881.88    | 32.03% #    |
| Greece & Turkey 30 Total Return Index          | 708.34     | 701.56     | 6.78    | 0.97%  |           |           | 521.62   | 708.34    | 26.09% #    |
| Hellenic Mid & Small Cap Index                 | 1,044.60   | 1,053.94   | -9.34   | -0.89% | 1,042.96  | 1,055.29  | 766.60   | 1,064.17  | 32.78% #    |
| FTSE/Athex Banks                               | 1,106.29   | 1,135.00   | -28.71  | -2.53% | 1,103.72  | 1,135.00  | 665.50   | 1,146.11  | 32.02% #    |
| FTSE/Athex Financial Services                  | 1,264.42   | 1,273.45   | -9.03   | -0.71% | 1,259.22  | 1,287.67  | 942.14   | 1,289.76  | 19.66% #    |
| FTSE/Athex Industrial Goods & Services         | 2,078.43   | 2,128.02   | -49.59  | -2.33% | 2,078.43  | 2,142.68  | 1,432.54 | 2,242.95  | 42.85% #    |
| FTSE/Athex Retail                              | 3,130.08   | 3,149.76   | -19.68  | -0.62% | 3,093.27  | 3,149.76  | 2,529.24 | 3,212.65  | 11.40% #    |
| FTSE/ATHEX Real Estate                         | 3,386.15   | 3,422.13   | -35.98  | -1.05% | 3,386.15  | 3,451.79  | 2,518.43 | 3,545.33  | 28.12% #    |
| FTSE/Athex Personal & Household Goods          | 8,126.38   | 8,131.18   | -4.80   | -0.06% | 8,080.89  | 8,185.41  | 6,663.96 | 8,561.96  | 6.23% #     |
| FTSE/Athex Food & Beverage                     | 9,394.40   | 9,475.06   | -80.66  | -0.85% | 9,334.93  | 9,489.93  | 7,597.15 | 10,246.89 | 21.87% #    |
| FTSE/Athex Basic Resources                     | 3,770.38   | 3,832.11   | -61.73  | -1.61% | 3,770.38  | 3,858.57  | 2,665.91 | 3,867.39  | 39.36% #    |
| FTSE/Athex Construction & Materials            | 2,960.68   | 2,983.10   | -22.42  | -0.75% | 2,945.49  | 2,992.21  | 2,130.43 | 3,016.71  | 31.30% #    |
| FTSE/Athex Oil & Gas                           | 4,760.58   | 4,741.42   | 19.16   | 0.40%  | 4,714.59  | 4,794.53  | 2,926.97 | 4,832.96  | 58.77% #    |
| FTSE/Athex Chemicals                           | 11,450.07  | 11,612.48  | -162.41 | -1.40% | 11,287.66 | 11,612.48 | 9,947.76 | 11,612.48 | 13.25% #    |
| FTSE/Athex Travel & Leisure                    | 1,796.87   | 1,803.51   | -6.64   | -0.37% | 1,785.35  | 1,809.48  | 1,424.34 | 1,814.98  | 22.53% #    |
| FTSE/Athex Technology                          | 874.07     | 860.33     | 13.74   | 1.60%  | 855.77    | 895.34    | 607.65   | 895.34    | 36.82% #    |
| FTSE/Athex Telecommunications                  | 2,997.55   | 3,000.30   | -2.75   | -0.09% | 2,964.52  | 3,019.57  | 2,292.89 | 3,019.57  | 21.95% #    |
| FTSE/Athex Utilities                           | 2,324.04   | 2,319.24   | 4.80    | 0.21%  | 2,309.64  | 2,358.67  | 1,380.52 | 2,554.99  | 53.22% #    |
| FTSE/Athex Health Care                         | 174.78     | 178.92     | -4.14   | -2.31% | 174.78    | 180.30    | 144.88   | 186.27    | 19.12% #    |
| Athex All Share Index                          | 197.47     | 199.18     | -1.71   | -0.86% | 197.47    | 197.47    | 148.93   | 199.18    | 24.12% #    |
| Hellenic Corporate Bond Index                  | 114.12     | 113.97     | 0.16    | 0.14%  |           |           | 108.78   | 114.12    | 4.31% #     |
| Hellenic Corporate Bond Price Index            | 99.38      | 99.28      | 0.10    | 0.10%  |           |           | 96.19    | 99.38     | 1.69% #     |

Note 1: FTSE/Med 100, Greece & Turkey 30 Rt., Hellenic Corporate Bond Price Index and Hellenic Corporate Bond Index closing prices refer to the previous trading day of 14/07/2017.

Note 2: The Hellenic Mid & Small Cap Index is a Customized index calculated by the Athens Exchange.

Athex Indices



## Analytic Figures for Athex Market's Boards and Categories

|                                       | Total Traded Securities | Main Market  | Low Dispersion | Other Categories (*) | Exchange Traded Funds (ETFs) | Warrants  |
|---------------------------------------|-------------------------|--------------|----------------|----------------------|------------------------------|-----------|
| Totals                                | 132                     | 103          | 6              | 19                   | 1                            | 3         |
| Gain / Lose / Same:                   | 37 / 75 / 20            | 22 / 68 / 13 | 3 / 2 / 1      | 12 / 4 / 3           | 0 / 1 / 0                    | 0 / 0 / 3 |
| Athex Capitalisation (mill. €) **     | 55,553.22               | 52,389.29    | 2,976.59       | 187.34               |                              |           |
| Daily Average Trans/ons Value(thou.€) | 61,120.94               | 60,837.72    | 296.74         | 15.38                | 53.30                        | 4.77      |
| Transactions Value                    | 78,835.04               | 78,800.09    | 12.71          | 14.25                | 0.82                         | 7.17      |
| Main Board:                           | 52,336.84               | 52,301.89    | 12.71          | 14.25                | 0.82                         | 7.17      |
| Blocks Board 6_2_3:                   | 26,498.20               | 26,498.20    | 0.00           | 0.00                 | 0.00                         | 0.00      |
| Forced Sales Board:                   | 0.00                    | 0.00         | 0.00           | 0.00                 | 0.00                         | 0.00      |
| Special Terms Board:                  | 0.00                    | 0.00         | 0.00           | 0.00                 | 0.00                         | 0.00      |
| Daily Average Transactions Volume     | 85,851,678              | 82,680,772   | 65,148         | 152,980              | 3,023                        | 3,007,742 |
| Transactions Volume                   | 75,348,804              | 70,486,192   | 14,625         | 157,582              | 37                           | 4,690,368 |
| Main Board:                           | 71,892,740              | 67,030,128   | 14,625         | 157,582              | 37                           | 4,690,368 |
| Blocks Board 6_2_3:                   | 3,456,064               | 3,456,064    | 0              | 0                    | 0                            | 0         |
| Forced Sales Board:                   | 0                       | 0            | 0              | 0                    | 0                            | 0         |
| Special Terms Board:                  | 0                       | 0            | 0              | 0                    | 0                            | 0         |
| Daily Average Number of Trades        | 17,857                  | 17,681       | 58             | 87                   | 3                            | 29        |
| Number of Trades                      | 18,228                  | 18,074       | 29             | 99                   | 2                            | 24        |
| Main Board:                           | 18,218                  | 18,064       | 29             | 99                   | 2                            | 24        |
| Blocks Board 6_2_3:                   | 10                      | 10           | 0              | 0                    | 0                            | 0         |
| Forced Sales Board:                   | 0                       | 0            | 0              | 0                    | 0                            | 0         |
| Special Terms Board:                  | 0                       | 0            | 0              | 0                    | 0                            | 0         |

(\*) Summarised Transactions figures for Under Deletion and Under Supervision Categories. (\*\*) The Market Capitalization of the Companies that belong in the Under Supervision Status is not included.

## Trading Details by Athex Sectors and Financial Instruments (ETFs)

| Code  | Sectors                       | Gain / Lose / Same | Number of Trades | Transactions Volume | Transactions Value | % of Total Trans. Value |
|-------|-------------------------------|--------------------|------------------|---------------------|--------------------|-------------------------|
| 8300  | - Banks                       | 0 / 6 / 3          | 6,234            | 64,312,974          | 27,687,138.38      | 35.12%                  |
| 1700  | - Basic Resources             | 1 / 6 / 1          | 642              | 248,766             | 1,627,957.52       | 2.07%                   |
| 1300  | - Chemicals                   | 0 / 2 / 1          | 73               | 38,287              | 67,767.59          | 0.09%                   |
| 2300  | - Construction & Materials    | 5 / 9 / 1          | 1,717            | 884,298             | 2,228,104.51       | 2.83%                   |
| 12000 | - Financial Instruments       | 0 / 1 / 0          | 2                | 37                  | 818.47             | 0.00%                   |
| 8700  | - Financial Services          | 0 / 3 / 1          | 844              | 2,643,554           | 1,062,131.94       | 1.35%                   |
| 3500  | - Food & Beverage             | 4 / 6 / 3          | 436              | 492,845             | 694,776.26         | 0.88%                   |
| 4500  | - Health Care                 | 1 / 4 / 0          | 131              | 123,122             | 80,964.62          | 0.10%                   |
| 2700  | - Industrial Goods & Services | 4 / 8 / 3          | 948              | 424,690             | 960,688.52         | 1.22%                   |
| 8500  | - Insurance                   | 0 / 0 / 1          | 7                | 10,001              | 37,927.88          | 0.05%                   |
| 5500  | - Media                       | 3 / 1 / 0          | 20               | 22,220              | 2,470.09           | 0.00%                   |
| 500   | - Oil & Gas                   | 1 / 1 / 0          | 844              | 183,211             | 2,130,729.53       | 2.70%                   |
| 3700  | - Personal & Household Goods  | 4 / 6 / 1          | 817              | 362,832             | 3,219,383.17       | 4.08%                   |
| 8600  | - Real Estate                 | 0 / 6 / 1          | 294              | 65,881              | 448,548.23         | 0.57%                   |
| 5300  | - Retail                      | 3 / 2 / 0          | 521              | 61,385              | 1,166,259.72       | 1.48%                   |
| 9500  | - Technology                  | 5 / 5 / 1          | 794              | 814,649             | 651,106.24         | 0.83%                   |
| 6500  | - Telecommunications          | 0 / 1 / 0          | 611              | 548,144             | 5,977,159.57       | 7.58%                   |
| 5700  | - Travel & Leisure            | 4 / 5 / 2          | 1,380            | 3,185,120           | 28,444,569.34      | 36.08%                  |
| 7500  | - Utilities                   | 2 / 3 / 1          | 1,913            | 926,788             | 2,346,540.77       | 2.98%                   |

## Top 10 best &amp; worst performing Shares

## Main Market

| With positive Price change          | Closing price   | change   | With negative Price change           | Closing price | change   |
|-------------------------------------|-----------------|----------|--------------------------------------|---------------|----------|
| J & P - AVAX SA (CR)                | 0.722           | 6.80% #  | NIREFS SA (CR)                       | 0.295         | -7.81% € |
| S.KANAKIS SA (CR)                   | 3.14            | 4.67% #  | ATTICA BANK S.A. (CR)                | 0.115         | -4.96% € |
| INTRACOM HOLDINGS (CR)              | 0.648           | 3.68% #  | PIRAEUS BANK (CR)                    | 0.250         | -4.21% € |
| MOTOR OIL (CR)                      | 19.53           | 0.98% #  | SELONDA AQUACULTURE SA (CR)          | 0.260         | -4.06% € |
| PPC (CR)                            | 2.32            | 0.87% #  | INFORM P. LYKOS SA (CR)              | 0.764         | -3.90% € |
| THESSALONIKA WATER & SEWERAGE       | 4.50            | 0.45% #  | VIOHALCO SA/NV (CB)                  | 2.82          | -3.75% € |
| P.P.A. S.A. (CR)                    | 16.40           | 0.31% #  | TERNA ENERGY (CR)                    | 3.97          | -3.64% € |
| JUMBO SA (CR)                       | 15.32           | 0.13% #  | HALKOR SA (CB)                       | 0.730         | -3.44% € |
|                                     |                 |          | IASO SA (CR)                         | 1.16          | -3.33% € |
|                                     |                 |          | INTRALOT (CR)                        | 1.31          | -2.96% € |
| With the highest Transactions Value | Value (thou. €) | change   | With the highest Transactions Volume | Volume        | change   |
| OPAP (CR)                           | 27,176.10       | -0.20% € | NATIONAL BANK (CR)                   | 22,884,011    | -2.70% € |
| ALPHA BANK (CR)                     | 8,420.39        | -1.31% € | PIRAEUS BANK (CR)                    | 20,068,576    | -4.21% € |
| NATIONAL BANK (CR)                  | 8,262.98        | -2.70% € | ATTICA BANK S.A. (CR)                | 8,124,271     | -4.96% € |
| OTE (CR)                            | 5,977.16        | -0.09% € | EUROBANK ERGASIAS (CR)               | 4,839,740     | -2.94% € |
| PIRAEUS BANK (CR)                   | 5,161.46        | -4.21% € | ALPHA BANK (CR)                      | 3,702,631     | -1.31% € |
| EUROBANK ERGASIAS (CR)              | 4,827.71        | -2.94% € | OPAP (CR)                            | 2,665,892     | -0.20% € |
| JUMBO SA (CR)                       | 2,131.14        | 0.13% #  | MARFIN INVESTMENT GROUP (CR)         | 2,528,547     | -2.58% € |
| MYTILINEOS HOLDINGS (CR)            | 1,580.47        | -1.61% € | INTRACOM HOLDINGS (CR)               | 727,074       | 3.68% #  |
| ADMIE (IPTO) HOLDING S.A. (CR)      | 1,197.02        | -0.46% € | OTE (CR)                             | 548,144       | -0.09% € |
| FOLLI FOLLIE (CR)                   | 1,160.68        | -0.65% € | ADMIE (IPTO) HOLDING S.A. (CR)       | 541,085       | -0.46% € |

Note: Stocks that are not included in the "Low Dispersion" and "Under Supervision" categories, and the transactions value is more than 10,000 €.



## Derivatives Summary

|                                 | Number of Trades | Volume        | Open Interest  |
|---------------------------------|------------------|---------------|----------------|
| <b>Index Futures</b>            | <b>351</b>       | <b>3,260</b>  | <b>9,175</b>   |
| FTSE/Athex Large Cap            | 351              | 3,260         | 9,175          |
| <b>Stock Futures</b>            | <b>2,130</b>     | <b>91,096</b> | <b>572,835</b> |
| ADMIE (IPTO) HOLDING S.A. (CR)  | 47               | 417           | 4,234          |
| ALPHA BANK (CR)                 | 221              | 5,875         | 48,205         |
| CC HBC AG (CR)                  | 5                | 38            | 91             |
| CENERGY HOLDINGS (CB)           | 30               | 120           | 7,328          |
| ELLAKTOR (CR)                   | 43               | 229           | 9,163          |
| EUROBANK ERGASIAS (CR)          | 178              | 5,519         | 40,999         |
| EYDAP S.A. (CR)                 | 19               | 60            | 1,865          |
| FOLLI FOLLIE (CR)               | 18               | 85            | 1,902          |
| FOURLIS (CR)                    | 2                | 6             | 203            |
| GEK TERNA (CR)                  | 16               | 88            | 8,079          |
| GRIVALIA PROPERTIES (CR)        | 8                | 20            | 225            |
| HELLENIC EXCHANGES-A.S.E. (CR)  | 41               | 343           | 2,973          |
| HELLENIC PETROLEUM (CR)         | 37               | 104           | 4,384          |
| INTRALOT (CR)                   | 92               | 392           | 6,183          |
| JUMBO SA (CR)                   | 8                | 9             | 500            |
| LAMDA DEVELOPMENT SA (CR)       | 27               | 83            | 1,594          |
| MARFIN INVESTMENT GROUP (CR)    | 105              | 2,491         | 107,201        |
| MOTOR OIL (CR)                  | 13               | 66            | 356            |
| MYTILINEOS HOLDINGS (CR)        | 94               | 315           | 9,140          |
| NATIONAL BANK (CR)              | 331              | 39,175        | 114,164        |
| OPAP (CR)                       | 34               | 139           | 2,409          |
| OTE (CR)                        | 50               | 246           | 8,008          |
| P.P.A. S.A. (CR)                | 13               | 27            | 1,102          |
| PIRAEUS BANK (CR)               | 485              | 33,913        | 175,445        |
| PPC (CR)                        | 71               | 777           | 2,714          |
| TERNA ENERGY (CR)               | 5                | 14            | 4,550          |
| TITAN CEMENT (CR)               | 6                | 17            | 147            |
| VIOHALCO SA/NV (CB)             | 131              | 528           | 9,671          |
| <b>Index Options</b>            | <b>64</b>        | <b>639</b>    | <b>3,110</b>   |
| FTSE/Athex Large Cap            | 64               | 639           | 3,110          |
| <b>Stock Options</b>            | <b>5</b>         | <b>33</b>     | <b>2,144</b>   |
| ALPHA BANK (CR)                 | 1                | 10            | 270            |
| NATIONAL BANK (CR)              | 0                | 0             | 250            |
| OPAP (CR)                       | 0                | 0             | 164            |
| OTE (CR)                        | 3                | 13            | 250            |
| PIRAEUS BANK (CR)               | 0                | 0             | 30             |
| PPC (CR)                        | 1                | 10            | 1,180          |
| <b>Total Derivatives Traded</b> | <b>2,550</b>     | <b>95,028</b> | <b>587,264</b> |

| Number of Outstanding Securities | Nominal Value | Dividends [1] |     |     | Date of Last Coupon |     | Note              | Shares | Closing price | % change | Previous closing price/date | Open price | Price min | Price max | Last price | Avg price         | Last Bid [7]    | Last Ask [7] | P/E after | Year      | Volume | Trades   | Transactions Value[8] | Company Mkt Value (thou. €) | Year low | Year high | Sector[4] |
|----------------------------------|---------------|---------------|-----|-----|---------------------|-----|-------------------|--------|---------------|----------|-----------------------------|------------|-----------|-----------|------------|-------------------|-----------------|--------------|-----------|-----------|--------|----------|-----------------------|-----------------------------|----------|-----------|-----------|
| 1,141,734,167                    | ---           | ---           | --- | --- | 11/06/2013          | --- | ALPHA BANK (W)    | 0.002  | ---           | 0.002    | 17/07/2017                  | 0.001      | 0.001     | 0.002     | 0.002      | 0.002951860@0.001 | 105970506@0.002 | ---          | 2015      | 4,082,961 | 14     | 4,661.31 | 3,488,760.60          | 0.001                       | 0.002    | 8355      |           |
| 245,745,661                      | ---           | ---           | --- | --- | 27/06/2013          | --- | NATIONAL BANK (W) | 0.005  | ---           | 0.005    | 17/07/2017                  | 0.005      | 0.004     | 0.005     | 0.005      | 0.004114538@0.004 | 2237263@0.005   | ---          | 2015      | 600,741   | 9      | 2,502.97 | 3,292,974.55          | 0.003                       | 0.008    | 8355      |           |
| 843,637,022                      | ---           | ---           | --- | --- | 03/07/2013          | --- | PIRAEUS BANK (W)  | 0.001  | ---           | 0.001    | 17/07/2017                  | 0.001      | 0.001     | 0.001     | 0.001      | ---               | 37890226@0.001  | ---          | 2015      | 6,666     | 1      | 6.67     | 2,183,295.82          | 0.001                       | 0.001    | 8355      |           |

## Warrants

|               |       |        |        |        |            |            |      |                                |       |       |     |       |            |       |       |       |       |                    |              |             |       |            |           |              |               |              |       |       |      |
|---------------|-------|--------|--------|--------|------------|------------|------|--------------------------------|-------|-------|-----|-------|------------|-------|-------|-------|-------|--------------------|--------------|-------------|-------|------------|-----------|--------------|---------------|--------------|-------|-------|------|
| 1,543,699,381 | 0.300 | ---    | ---    | ---    | 07/04/2008 | 18/04/2017 | ---  | ALPHA BANK (CR)                | 2.26  | -1.31 | €   | 2.29  | 17/07/2017 | 2.27  | 2.25  | 2.30  | 2.26  | 2.27               | 60835@2.25   | 323378@2.26 | ---   | 2015       | 3,702,631 | 976          | 8,420,388.64  | 3,488,760.60 | 1.53  | 2.33  | 8355 |
| 2,339,353,394 | 0.300 | ---    | ---    | ---    | 04/06/2008 | 01/12/2015 | ---  | ATTICA BANK S.A. (CR)          | 0.115 | -4.96 | €   | 0.121 | 17/07/2017 | 0.120 | 0.115 | 0.121 | 0.115 | 0.118297416@0.115  | 4205@0.116   | ---         | 2015  | 8,124,271  | 728       | 960,668.67   | 269,025.64    | 0.030        | 0.135 | 8355  |      |
| 190,162,681   | ---   | ---    | ---    | ---    | 07/12/2016 | ---        | ---  | CENERGY HOLDINGS (CB)          | 1.05  | -2.78 | €   | 1.08  | 17/07/2017 | 1.08  | 1.05  | 1.08  | 1.05  | 1.07               | 4650@1.04    | 950@1.06    | ---   | ---        | 138,186   | 172          | 147,114.99    | 199,670.82   | 0.620 | 1.20  | 2727 |
| 367,769,779   | 6.70  | 0.36   | 0.4    | 0.44   | 29/06/2017 | 29/04/2013 | ---  | CC HBC AG (CR)                 | 25.19 | -0.83 | €   | 25.40 | 17/07/2017 | 25.33 | 25.03 | 25.44 | 25.19 | 25.24              | 1441@25.03   | 230@25.19   | ---   | ---        | 19,351    | 67           | 488,378.28    | 9,264,120.73 | 20.37 | 27.49 | 3537 |
| 66,948,210    | 0.300 | 0.1005 | ---    | ---    | 22/09/2015 | 22/09/2015 | ---  | FOLLI FOLLIE (CR)              | 21.41 | -0.65 | €   | 21.55 | 17/07/2017 | 21.55 | 21.15 | 21.55 | 21.41 | 21.28              | 237@21.17    | 39@21.41    | ---   | 2015       | 54,551    | 490          | 1,160,678.47  | 1,433,361.18 | 17.31 | 21.98 | 5379 |
| 51,330,410    | 1.07  | ---    | ---    | ---    | 21/06/2010 | 16/07/2002 | ---  | FOURLIS (CR)                   | 5.78  | -0.34 | €   | 5.80  | 17/07/2017 | 5.84  | 5.73  | 5.84  | 5.78  | 5.85               | 2100@5.75    | 6417@5.79   | ---   | 2015       | 129,458   | 72           | 756,730.95    | 296,689.77   | 3.95  | 6.05  | 3722 |
| 101,260,000   | 2.13  | 0.3037 | 0.3134 | 0.1902 | 27/03/2017 | 08/01/2014 | ---  | GRIVALIA PROPERTIES (CR)       | 9.22  | -0.75 | €   | 9.29  | 17/07/2017 | 9.36  | 9.22  | 9.36  | 9.22  | 9.31               | 14@9.22      | 84@9.25     | 41.11 | 2016       | 10,663    | 73           | 99,231.86     | 933,617.20   | 7.54  | 9.84  | 8675 |
| 136,059,759   | 0.880 | 0.18   | ---    | 0.36   | 22/03/2017 | 05/03/2014 | ---  | JUMBO SA (CR)                  | 15.32 | 0.13  | #   | 15.30 | 17/07/2017 | 15.20 | 15.20 | 15.48 | 15.32 | 15.35              | 150@15.22    | 55957@15.32 | 25.28 | 2016       | 138,797   | 570          | 2,131,138.48  | 2,084,435.51 | 12.62 | 16.50 | 3747 |
| 79,721,775    | 0.300 | ---    | ---    | ---    | 30/05/2007 | 23/06/2014 | ---  | LAMDA DEVELOPMENT SA (CR)      | 6.75  | -1.46 | €   | 6.85  | 17/07/2017 | 6.85  | 6.74  | 6.93  | 6.75  | 6.85               | 256@6.75     | 83@6.78     | ---   | 2015       | 48,738    | 197          | 333,981.89    | 538,121.98   | 4.20  | 7.10  | 8633 |
| 939,510,748   | 0.300 | ---    | ---    | ---    | 26/04/2007 | 29/08/2014 | ---  | MARFIN INVESTMENT GROUP (CR)   | 0.151 | -2.58 | €   | 0.155 | 17/07/2017 | 0.156 | 0.151 | 0.158 | 0.151 | 0.153337150@0.150  | 22650@0.152  | ---         | 2015  | 2,528,547  | 437       | 388,104.67   | 141,866.12    | 0.134        | 0.213 | 8775  |      |
| 259,189,761   | ---   | ---    | ---    | ---    | 26/02/2016 | ---        | ---  | VIOHALCO S.A. (CB)             | 2.82  | -3.75 | €   | 2.93  | 17/07/2017 | 2.94  | 2.82  | 2.94  | 2.82  | 2.89               | 4316@2.81    | 10@2.83     | ---   | ---        | 181,373   | 391          | 524,148.96    | 730,915.13   | 1.24  | 3.18  | 2727 |
| 232,000,000   | 2.12  | ---    | ---    | ---    | 19/06/2017 | ---        | ---  | ADMIE (IPTO) HOLDING S.A. (CR) | 2.19  | -0.46 | €   | 2.20  | 17/07/2017 | 2.21  | 2.18  | 2.24  | 2.19  | 2.21               | 38783@2.18   | 6890@2.20   | ---   | ---        | 541,085   | 943          | 1,197,016.12  | 508,080.00   | 2.17  | 2.49  | 7535 |
| 71,417,100    | 0.650 | 0.7    | 0.7    | 0.4    | 17/05/2017 | 27/06/2014 | ---  | AEGEAN AIRLINES (CR)           | 8.28  | -0.24 | €   | 8.30  | 17/07/2017 | 8.30  | 8.22  | 8.32  | 8.28  | 8.28               | 984@8.25     | 403@8.30    | 10.90 | 2015       | 22,368    | 144          | 185,304.74    | 591,333.59   | 6.30  | 8.64  | 5751 |
| 103,423,291   | 0.570 | ---    | ---    | ---    | 01/08/2011 | 19/04/2016 | ---  | GEK TERNA (CR)                 | 3.96  | ---   | --- | 3.96  | 17/07/2017 | 4.00  | 3.88  | 4.01  | 3.96  | 3.95               | 1639@3.88    | 2837@3.96   | 24.87 | 2015       | 62,227    | 219          | 245,844.68    | 409,556.23   | 2.20  | 4.14  | 2357 |
| 232,000,000   | 2.48  | 0.05   | ---    | ---    | 20/07/2015 | 12/12/2001 | ---  | PPC (CR)                       | 2.32  | 0.87  | #   | 2.30  | 17/07/2017 | 2.28  | 2.28  | 2.35  | 2.32  | 2.32               | 2500@2.31    | 20526@2.32  | ---   | 2015       | 272,984   | 545          | 633,526.15    | 538,240.00   | 1.75  | 4.73  | 7535 |
| 9,147,151,527 | 0.300 | ---    | ---    | ---    | 16/05/2008 | 30/11/2015 | ---  | NATIONAL BANK (CR)             | 0.360 | -2.70 | €   | 0.370 | 17/07/2017 | 0.369 | 0.357 | 0.370 | 0.360 | 0.361209015@0.359  | 113401@0.361 | ---         | 2015  | 22,884,011 | 1,865     | 8,262,982.92 | 3,292,974.55  | 0.203        | 0.377 | 8355  |      |
| 177,001,313   | 1.03  | ---    | ---    | ---    | 05/07/2011 | 20/12/2007 | ---  | ELLAKTOR (CR)                  | 1.74  | -1.70 | €   | 1.77  | 17/07/2017 | 1.77  | 1.74  | 1.79  | 1.74  | 1.77               | 15295@1.73   | 1031@1.75   | ---   | 2015       | 268,939   | 348          | 475,360.91    | 307,982.28   | 1.04  | 1.83  | 2357 |
| 65,368,563    | 1.08  | 0.21   | 0.1026 | 0.065  | 30/05/2017 | 04/07/2016 | ---  | HELLENIC EXCHANGES-A.S.E. (CR) | 6.08  | -0.33 | €   | 6.10  | 17/07/2017 | 6.10  | 6.05  | 6.20  | 6.08  | 6.13               | 100@6.06     | 1700@6.10   | 30.86 | 2015       | 109,352   | 400          | 669,931.74    | 397,440.86   | 4.25  | 6.20  | 8777 |
| 305,635,185   | 2.18  | 0.2    | ---    | ---    | 03/07/2017 | 01/10/2003 | 4795 | HELLENIC PETROLEUM (CR)        | 8.19  | -0.85 | €   | 8.26  | 17/07/2017 | 8.26  | 8.12  | 8.26  | 8.19  | 8.22               | 30@8.14      | 1077@8.18   | 90.89 | 2015       | 128,082   | 473          | 1,052,627.77  | 2,503,152.17 | 4.19  | 8.40  | 537  |
| 106,500,000   | 0.600 | 0.2    | 0.31   | 0.11   | 22/06/2017 | 28/01/2000 | ---  | EYDAP S.A. (CR)                | 6.25  | -1.58 | €   | 6.35  | 17/07/2017 | 6.30  | 6.25  | 6.38  | 6.25  | 6.30               | 335@6.24     | 780@6.29    | 15.24 | 2015       | 30,837    | 150          | 194,122.30    | 665,625.00   | 5.01  | 6.52  | 7577 |
| 110,782,980   | 0.750 | ---    | 0.65   | 0.9    | 26/06/2017 | 04/11/2013 | ---  | MOTOR OIL (CR)                 | 19.53 | 0.98  | #   | 19.34 | 17/07/2017 | 19.18 | 19.18 | 19.70 | 19.53 | 19.56              | 40@19.48     | 400@19.55   | 10.76 | 2015       | 55,129    | 371          | 1,078,101.76  | 2,163,591.60 | 12.89 | 19.94 | 533  |
| 142,891,161   | 0.970 | ---    | ---    | ---    | 11/05/2009 | 07/07/2017 | ---  | MYTILINEOS HOLDINGS (CR)       | 8.55  | -1.61 | €   | 8.69  | 17/07/2017 | 8.61  | 8.55  | 8.75  | 8.55  | 8.67               | 750@8.54     | 1224@8.63   | ---   | 2015       | 182,312   | 482          | 1,580,473.71  | 1,221,719.43 | 6.04  | 8.77  | 1755 |
| 25,000,000    | 2.00  | 0.099  | 0.1114 | ---    | 18/07/2016 | 08/08/2003 | ---  | P.P.A. S.A. (CR)               | 16.40 | 0.31  | #   | 16.35 | 17/07/2017 | 16.44 | 16.10 | 16.77 | 16.40 | 16.47              | 26@16.39     | 300@16.48   | 61.20 | 2016       | 12,238    | 163          | 201,539.36    | 410,000.00   | 12.30 | 16.77 | 2777 |
| 319,000,000   | 0.300 | 0.57   | 0.4    | 0.72   | 02/05/2017 | 25/04/2001 | ---  | OPAP (CR)                      | 10.18 | -0.20 | €   | 10.20 | 17/07/2017 | 10.20 | 10.10 | 10.24 | 10.18 | 10.19              | 20@10.14     | 15773@10.18 | 15.38 | 2015       | 2,665,892 | 799          | 27,176,098.47 | 3,247,420.00 | 8.02  | 10.28 | 5752 |
| 490,150,389   | 2.83  | 0.08   | 0.1    | 0.16   | 07/07/2017 | 18/06/1998 | ---  | OTE (CR)                       | 10.89 | -0.09 | €   | 10.90 | 17/07/2017 | 10.91 | 10.77 | 10.97 | 10.89 | 10.90              | 2231@10.80   | 593@10.89   | 57.64 | 2015       | 548,144   | 611          | 5,977,159.57  | 5,337,737.74 | 8.33  | 10.97 | 6535 |
| 8,733,183,280 | 0.300 | ---    | ---    | ---    | 16/05/2008 | 27/11/2015 | ---  | PIRAEUS BANK (CR)              | 0.250 | -4.21 | €   | 0.261 | 17/07/2017 | 0.261 | 0.249 | 0.262 | 0.250 | 0.2571747260@0.250 | 121720@0.251 | ---         | 2015  | 20,068,576 | 1,753     | 5,161,463.66 | 2,183,295.82  | 0.147        | 0.262 | 8355  |      |
| 34,780,982    | 1.55  | 0.15   | 0.16   | 0.175  | 09/05/2017 | 27/07/2000 | ---  | GR. SARANTIS SA (CR)           | 12.28 | -1.29 | €   | 12.44 | 17/07/2017 | 12.35 | 12.18 | 12.35 | 12.31 | 12.29              | 123@12.24    | 450@12.26   | 38.70 | 2015       | 25,291    | 52           | 310,867.59    | 427,110.46   | 10.00 | 12.80 | 3767 |
| 109,314,400   | 0.300 | ---    | 0.0935 | 0.0939 | 19/06/2017 | 24/03/2017 | ---  | TERNA ENERGY (CR)              | 3.97  | -3.64 | €   | 4.12  | 17/07/2017 | 4.12  | 3.97  | 4.15  | 3.97  | 4.05               | 105@3.97     | 18@4.00     | -(6)  | 2015       | 37,473    | 177          | 151,608.03    | 433,978.17   | 2.71  | 4.21  | 7537 |
| 77,063,568    | 3.00  | 0.1551 | 0.3099 | 0.1049 | 13/06/2017 | 13/06/2017 | ---  | TITAN CEMENT (CR)              | 25.40 | -0.90 | €   | 25.63 | 17/07/2017 | 25.68 | 25.26 | 25.68 | 25.40 | 25.46              | 30@25.31     | 10706@25.40 | 35.74 | 2015       | 44,856    | 314          | 1,141,856.53  | 2,086,086.95 | 20.81 | 27.19 | 2353 |
| 2,185,998,765 | 0.300 | ---    | ---    | ---    | 02/05/2008 | 27/11/2015 | ---  | EUROBANK ERGASIAS (CR)         | 0.990 | -2.94 | €   | 1.02  | 17/07/2017 | 1.01  | 0.988 | 1.02  | 0.990 | 0.998              | 1000@0.989   | 5212@0.990  | ---   | 2015       | 4,839,740 | 827          | 4,827,705.05  | 2,164,138.78 | 0.498 | 1.04  | 8355 |

## Main Market - Medium Liquidity Class

|            |       |     |     |     |            |            |     |                               |       |      |   |      |            |      |      |      |      |      |          |          |       |      |       |   |          |           |       |      |      |
|------------|-------|-----|-----|-----|------------|------------|-----|-------------------------------|-------|------|---|------|------------|------|------|------|------|------|----------|----------|-------|------|-------|---|----------|-----------|-------|------|------|
| 13,126,020 | 0.650 | --- | --- | --- | 08/07/2010 | 12/10/2016 | --- | AS COMPANY SA (CR)            | 1.43  | 2.14 | # | 1.40 | 17/07/2017 | 1.39 | 1.38 | 1.43 | 1.43 | 1.39 | 110@1.39 | 867@1.43 | 12.17 | 2015 | 2,019 | 9 | 2,803.87 | 18,770.21 | 0.640 | 1.48 | 5379 |
| 49,630,457 | 0.700 | --- | --- | --- | 01/07/2008 | 01/03/2010 | --- | AUDIO VISUAL ENTERPRISES (CR) | 0.170 |      |   |      |            |      |      |      |      |      |          |          |       |      |       |   |          |           |       |      |      |

| Number of Outstanding Securities | Nominal Value | Dividends [1] |        |            | Date of Last Coupon |            | Note                          | Shares                         | Closing price | % change | Previous closing price/date | Open price | Price min | Price max | Last price | Avg price | Last Bid [7] | Last Ask [7] | P/E after  | Year  | Volume | Trades  | Transactions Value[8] | Company Mkt Value (thou. €) | Year low   | Year high | Sector[4] |      |
|----------------------------------|---------------|---------------|--------|------------|---------------------|------------|-------------------------------|--------------------------------|---------------|----------|-----------------------------|------------|-----------|-----------|------------|-----------|--------------|--------------|------------|-------|--------|---------|-----------------------|-----------------------------|------------|-----------|-----------|------|
|                                  |               | 2014          | 2015   | 2016       | Dividend [2]        | Right      |                               |                                |               |          |                             |            |           |           |            |           |              |              |            |       |        |         |                       |                             |            |           |           |      |
| 12,213,750                       | 0.320         | 0.8           | 0.85   | 0.85       | 15/06/2017          | 22/11/2013 | ---                           | AUTOHELLAS SA (CR)             | 20.10         | -0.15    | € 20.13                     | 17/07/2017 | 20.00     | 20.00     | 20.10      | 20.10     | 20.10        | 2650@20.30   | 46@20.50   | 16.05 | 2015   | 25,316  | 7                     | 508,820.68                  | 245,496.38 | 11.53     | 21.75     | 5759 |
| 101,123,806                      | 0.360         | ---           | ---    | ---        | 22/07/2010          | 28/06/2011 | ---                           | CENTRIC HOLDINGS (CR)          | 0.174         | -0.57    | € 0.175                     | 17/07/2017 | 0.175     | 0.171     | 0.178      | 0.174     | 0.175        | 3000@0.172   | 3700@0.174 | ---   | 2015   | 40,110  | 17                    | 7,014.71                    | 17,595.54  | 0.080     | 0.185     | 5752 |
| 20,578,374                       | 0.620         | 0.4           | 0.07   | 0.07       | 07/06/2017          | 18/05/2015 | ---                           | INFORM P. LYKOS SA (CR)        | 0.764         | -3.90    | € 0.795                     | 17/07/2017 | 0.830     | 0.759     | 0.830      | 0.764     | 0.784        | 100@0.763    | 100@0.783  | ---   | 2015   | 76,349  | 157                   | 59,854.48                   | 15,721.88  | 0.427     | 0.880     | 2791 |
| 133,025,996                      | 1.41          | ---           | ---    | ---        | 03/07/2007          | 07/01/2002 | ---                           | INTRACOM HOLDINGS (CR)         | 0.648         | 3.68     | # 0.625                     | 17/07/2017 | 0.630     | 0.623     | 0.676      | 0.648     | 0.646        | 3713@0.647   | 1040@0.649 | ---   | 2015   | 727,074 | 578                   | 469,602.11                  | 86,200.85  | 0.292     | 0.676     | 9578 |
| 25,397,633                       | 1.36          | ---           | ---    | ---        | 12/08/2008          | 02/08/2010 | ---                           | INTRACOM CONSTR. (CR)          | 0.611         | -2.40    | € 0.626                     | 17/07/2017 | 0.633     | 0.601     | 0.639      | 0.611     | 0.625        | 94@0.608     | 143@0.625  | ---   | 2015   | 33,458  | 65                    | 20,914.51                   | 15,517.95  | 0.330     | 0.720     | 2357 |
| 77,654,850                       | 0.580         | ---           | ---    | ---        | 01/07/2011          | 21/02/2003 | ---                           | J & P - AVAX SA (CR)           | 0.722         | 6.80     | # 0.676                     | 17/07/2017 | 0.676     | 0.672     | 0.726      | 0.722     | 0.713        | 2000@0.719   | 5000@0.725 | ---   | 2015   | 419,376 | 644                   | 298,905.89                  | 56,066.80  | 0.380     | 0.768     | 2357 |
| 468,700                          | 1.48          | 1             | 0.73   | 28/06/2017 | 21/05/2004          | ---        | MERMEREN KOMB. A.D. PR. (GDR) | 11.80                          | -0.67         | € 11.88  | 17/07/2017                  | 11.84      | 11.60     | 11.84     | 11.80      | 11.75     | 33@11.60     | 35@11.80     | 1.58       | 2016  | 661    | 15      | 7,767.61              | 5,530.66                    | 5.77       | 14.70     | 1775      |      |
| 12,417,000                       | 0.370         | ---           | ---    | ---        | 28/07/2008          | 06/09/2011 | ---                           | MLS MULTIMEDIA SA (CR)         | 4.48          | -0.66    | € 4.51                      | 17/07/2017 | 4.44      | 4.44      | 4.52       | 4.48      | 4.45         | 140@4.45     | 340@4.47   | 25.05 | 2016   | 18,650  | 33                    | 83,067.70                   | 55,628.16  | 3.98      | 4.60      | 9537 |
| 3,953,090                        | 0.300         | 0.118         | 0.11   | 0.12       | 06/06/2017          | 05/12/2012 | ---                           | PAPERPACK (CR)                 | 2.31          | -1.28    | € 2.34                      | 17/07/2017 | 2.32      | 2.31      | 2.32       | 2.31      | 2.32         | 206@2.18     | 815@2.31   | 6.75  | 2016   | 2,710   | 4                     | 6,287.10                    | 9,131.64   | 1.26      | 2.34      | 2723 |
| 11,812,193                       | 0.470         | 0.02          | ---    | ---        | 26/03/2015          | 15/11/2006 | ---                           | PROFILE SA (CR)                | 0.866         | -1.37    | € 0.878                     | 17/07/2017 | 0.880     | 0.864     | 0.885      | 0.866     | 0.877        | 150@0.863    | 1000@0.874 | ---   | 2015   | 25,653  | 55                    | 22,496.54                   | 10,229.36  | 0.455     | 0.902     | 9533 |
| 27,345,120                       | 0.470         | ---           | ---    | ---        | 18/07/2005          | 26/02/2014 | ---                           | QUALITY & RELIABILITY SA (CR)  | 0.240         | 0.42     | # 0.239                     | 17/07/2017 | 0.239     | 0.233     | 0.244      | 0.240     | 0.239        | 290@0.233    | 3000@0.242 | ---   | 2015   | 21,480  | 46                    | 5,126.08                    | 6,562.83   | 0.150     | 0.353     | 9533 |
| 11,921,531                       | 3.32          | ---           | ---    | ---        | 05/09/2008          | 05/12/2016 | ---                           | QUEST HOLDINGS (CR)            | 9.78          | -1.61    | € 9.94                      | 17/07/2017 | 9.59      | 9.58      | 9.78       | 9.78      | 9.68         | 291@9.64     | 20@9.78    | ---   | 2015   | 1,083   | 18                    | 10,482.98                   | 116,592.57 | 6.30      | 10.00     | 9533 |
| 3,125,463                        | 0.300         | ---           | ---    | ---        | 16/11/1992          | 07/02/2017 | ---                           | UNIBIOS (CR)                   | 0.698         | -3.06    | € 0.720                     | 17/07/2017 | 0.720     | 0.651     | 0.740      | 0.698     | 0.689        | 180@0.698    | 1500@0.699 | ---   | 2015   | 1,886   | 25                    | 1,299.03                    | 2,181.57   | 0.420     | 0.755     | 2353 |
| 11,178,000                       | 1.12          | ---           | ---    | ---        | 21/04/2010          | 15/12/2014 | ---                           | AEOLIAN INVESTMENT FUND (CR)   | 0.720         | -0.41    | € 0.723                     | 17/07/2017 | 0.710     | 0.707     | 0.720      | 0.720     | 0.708        | 1180@0.708   | 661@0.720  | ---   | 2016   | 5,650   | 6                     | 4,001.03                    | 8,048.16   | 0.530     | 0.802     | 8985 |
| 22,016,250                       | 0.370         | ---           | ---    | ---        | 15/07/2009          | 11/05/2000 | ---                           | ALUMIL (CR)                    | 0.475         | -2.06    | € 0.485                     | 17/07/2017 | 0.500     | 0.470     | 0.500      | 0.475     | 0.477        | 233@0.459    | 5020@0.475 | ---   | 2015   | 3,708   | 17                    | 1,770.49                    | 10,457.72  | 0.152     | 0.502     | 1753 |
| 417,608                          | 16.00         | ---           | ---    | ---        | 29/04/2014          | 05/03/2013 | ---                           | ANDROMEDA SA (CR)              | 18.90         | ---      | ~ 18.90                     | 17/07/2017 | 18.90     | 18.90     | 18.90      | 18.90     | 7@18.02      | 66@18.90     | 11.21      | 2016  | 5      | 1       | 94.50                 | 7,892.79                    | 12.83      | 19.00     | 8985      |      |
| 24,060,000                       | 0.300         | 0.02          | 0.01   | 0.01       | 10/07/2017          | 10/07/2017 | ---                           | GEN. COMMERCIAL & IND.SA (CR)  | 0.553         | ---      | ~ 0.553                     | 17/07/2017 | ---       | ---       | ---        | ---       | ---          | 200@0.434    | 500@0.547  | 23.26 | 2015   | ---     | ---                   | ---                         | 13,305.18  | 0.319     | 1.553     | 2797 |
| 34,720,000                       | 0.310         | ---           | ---    | ---        | 16/06/2010          | 01/08/2007 | ---                           | DROMEAS SA (CR)                | 0.280         | ---      | ~ 0.280                     | 17/07/2017 | ---       | ---       | ---        | ---       | ---          | 1280@0.262   | 30@0.275   | ---   | 2015   | ---     | ---                   | ---                         | 9,721.60   | 0.100     | 0.285     | 3726 |
| 27,848,000                       | 0.300         | 0.0032        | 0.0084 | ---        | 16/08/2016          | 02/09/2003 | ---                           | NEWSPHONE HELLAS SA (CR)       | 0.301         | 3.79     | # 0.290                     | 17/07/2017 | 0.308     | 0.297     | 0.308      | 0.297     | 0.301        | 3500@0.282   | 1400@0.289 | 12.64 | 2015   | 220     | 3                     | 66.26                       | 8,382.25   | 0.201     | 0.330     | 2791 |
| 11,250,000                       | 0.520         | ---           | 0.04   | ---        | 25/07/2016          | 09/11/2015 | ---                           | EKTER SA (CR)                  | 0.688         | -1.99    | € 0.702                     | 17/07/2017 | 0.700     | 0.688     | 0.700      | 0.688     | 0.691        | 3000@0.680   | 200@0.720  | 21.72 | 2015   | 8,200   | 8                     | 5,668.00                    | 7,740.00   | 0.401     | 0.730     | 2357 |
| 82,667,000                       | 0.300         | ---           | ---    | ---        | 22/07/2014          | ---        | ---                           | ELTECH ANEMOS S.A. (CR)        | 1.53          | ---      | ~ 1.53                      | 17/07/2017 | 1.53      | 1.51      | 1.54       | 1.53      | 1.53         | 1@1.52       | 1405@1.54  | 16.46 | 2015   | 10,010  | 26                    | 15,280.40                   | 126,480.51 | 0.875     | 1.64      | 7537 |
| 18,421,516                       | 1.00          | ---           | ---    | ---        | 07/07/2009          | 10/09/2010 | ---                           | ELASTRON (CR)                  | 1.46          | -2.01    | € 1.49                      | 17/07/2017 | 1.43      | 1.42      | 1.46       | 1.46      | 1.43         | 650@1.41     | 350@1.45   | ---   | 2015   | 2,812   | 15                    | 4,016.03                    | 26,895.41  | 0.690     | 1.59      | 1757 |
| 3,307,500                        | 0.960         | ---           | ---    | ---        | 11/08/2010          | 23/09/2016 | ---                           | ELVE SA (CR)                   | 2.39          | ---      | ~ 2.39                      | 17/07/2017 | ---       | ---       | ---        | ---       | ---          | 88@2.23      | 150@2.39   | 19.05 | 2015   | ---     | ---                   | ---                         | 7,904.93   | 1.63      | 2.40      | 3763 |
| 19,864,886                       | 5.60          | 0.672         | 0.672  | 0.672      | 09/03/2017          | 02/07/2008 | ---                           | BANK OF GREECE (CR)            | 13.70         | -2.00    | € 13.98                     | 17/07/2017 | 13.89     | 13.70     | 13.90      | 13.70     | 13.85        | 155@13.70    | 20@13.83   | ---   | ---    | 3,377   | 61                    | 46,758.49                   | 272,148.94 | 10.60     | 13.99     | 8355 |
| 26,730,187                       | 0.600         | ---           | ---    | ---        | 23/06/2014          | 30/12/2010 | ---                           | ELTON SA (CR)                  | 1.47          | ---      | ~ 1.47                      | 17/07/2017 | 1.49      | 1.44      | 1.49       | 1.47      | 1.45         | 26@1.45      | 940@1.47   | 26.24 | 2015   | 13,274  | 39                    | 19,300.60                   | 39,293.37  | 0.837     | 1.49      | 1353 |
| 14,050,971                       | 0.340         | ---           | ---    | ---        | 06/07/2011          | 17/10/2002 | ---                           | ELTRAK SA (CR)                 | 2.07          | -4.17    | € 2.16                      | 17/07/2017 | 2.12      | 2.03      | 2.12       | 2.03      | 2.07         | 45@2.09      | 90@2.11    | 41.14 | 2015   | 388     | 7                     | 803.19                      | 29,085.51  | 1.22      | 2.20      | 2753 |
| 52,067,296                       | 0.300         | ---           | ---    | ---        | 23/12/2003          | 24/01/2007 | ---                           | SELECTED TEXT. IND. ASSOC (CR) | 0.285         | -3.06    | € 0.294                     | 17/07/2017 | 0.294     | 0.276     | 0.294      | 0.285     | 0.282        | 1138@0.276   | 1266@0.285 | ---   | 2016   | 8,580   | 19                    | 2,416.09                    | 14,839.18  | 0.124     | 0.320     | 3763 |
| 36,300,000                       | 1.12          | 0.24          | 0.25   | 0.228      | 29/06/2017          | 12/12/2007 | ---                           | THESSALONIKA WATER & SEWERAGE  | 4.50          | 0.45     | # 4.48                      | 17/07/2017 | 4.50      | 4.50      | 4.60       | 4.50      | 4.51         | 8519@4.50    | 250@4.52   | 12.05 | 2015   | 34,399  | 72                    | 154,987.77                  | 163,350.00 | 3.42      | 4.78      | 7577 |
| 27,503,677                       | 0.630         | ---           | 0.06   | 0.1        | 24/05/2017          | 18/10/1999 | ---                           | EUROPEAN RELIANCE INSUR. (CR)  | 3.80          | ---      | ~ 3.80                      | 17/07/2017 | 3.76      | 3.76      | 3.80       | 3.80      | 3.79         | 40@3.72      | 4897@3.75  | 9.49  | 2015   | 10,001  | 7                     | 37,927.88                   | 104,513.97 | 1.95      | 3.93      | 8536 |
| 65,441,118                       | 0.440         | ---           | ---    | ---        | 24/11/2014          | 11/08/2015 | ---                           | IASO SA (CR)                   | 1.16          | -3.33    | € 1.20                      | 17/07/2017 | 1.18      | 1.15      | 1.19       | 1.16      | 1.17         | 16158@1.15   | 800@1.17   | ---   | 2015   | 31,005  | 50                    | 36,247.35                   | 75,911.70  | 0.385     | 1.25      | 4533 |
| 28,580,100                       | 0.400         | 0.0301        | ---    | ---        | 20/03/2017          | 04/07/2016 | ---                           | IKTINOS HELLAS SA (CR)         | 1.41          | -0.70    | € 1.42                      | 17/07/2017 | 1.39      | 1.39      | 1.44       | 1.41      | 1.41         | 100@1.39     | 1304@1.41  | 38.79 | 2015   | 7,102   | 28                    | 9,997.99                    | 40,297.94  | 0.731     | 1.44      | 2353 |
| 9,090,000                        | 0.900         | ---           | ---    | ---        | 15/05/2009          | 13/10/2014 | ---                           | ILYDA S.A. (CR)                | 0.264         | 0.38     | # 0.263                     | 17/07/2017 | 0.265     | 0.264     | 0.265      | 0.264     | 0.265        | 100@0.263    | 3300@0.264 | 8.33  | 2016   | 4,207   | 6                     | 1,114.16                    | 2,399.76   | 0.173     | 0.476     | 9537 |
| 158,961,721                      | 0.300         | ---           | ---    | ---        | 30/05/2013          | 14/11/2007 | ---                           | INTRALOT (CR)                  | 1.31          | -2.96    | € 1.35                      | 17/07/2017 | 1.35      | 1.30      | 1.37       | 1.31      | 1.34         | 10530@1.30   | 4000@1.32  | ---   | 2015   | 420,863 | 391                   | 562,874.91                  | 208,239.85 | 1.02      | 1.37      | 5752 |
| 7,500,000                        | 0.610         | 0.1           | ---    | ---        | 19/06/2015          | 11/07/2017 | ---                           | S.KANAKIS SA (CR)              | 3.14          | 4.67     | # 3.00                      | 17/07/2017 | 3.00      | 2.97      | 3.14       | 3.14      | 3.04         | 470@2.95     | 77@3.14    | 11.26 | 2016   | 3,693   | 16                    | 11,224.27                   | 23,550.00  | 2.20      | 3.14      | 3577 |
| 9,742,920                        | 0.400         | 0.01          | 0.01   | ---        | 12/08/2016          | 14/07/2000 | ---                           | KARAMOLEGOS SA (CR)            | 2.00          | ---      | ~ 2.00                      | 17/07/2017 | ---       | ---       | ---        | ---       | ---          | 1609@2.00    | ---        | (-6)- | 2015   | ---     | ---                   | ---                         | 19,485.84  | 1.84      | 2.14      | 3577 |
| 6,601,378                        | 0.300         | ---           | ---    | ---        | 01/07/2004          | 30/06/2017 | ---                           | KEKROPS SA (CR)                | 0.603         | ---      | ~ 0.603                     | 17/07/2017 | 0.580     | 0.580     | 0.603      | 0.603     | 0.599        | 1000@0.500   | 12@0.603   | ---   | 2016   | 500     | 4                     | 299.38                      | 3,980.63   | 0.40      |           |      |

| Number of Outstanding Securities | Nominal Value | Dividends [1] |              |        | Date of Last Coupon |            | Note | Shares                       | Closing price | % change | Previous closing price/date | Open price | Price min | Price max | Last price | Avg price | Last Bid [7] | Last Ask [7] | P/E after  | Year  | Volume | Trades  | Transactions Value[8] | Company Mkt Value (thou. €) | Year low     | Year high | Sector[4] |      |
|----------------------------------|---------------|---------------|--------------|--------|---------------------|------------|------|------------------------------|---------------|----------|-----------------------------|------------|-----------|-----------|------------|-----------|--------------|--------------|------------|-------|--------|---------|-----------------------|-----------------------------|--------------|-----------|-----------|------|
| 2014                             | 2015          | 2016          | Dividend [2] | Right  |                     |            |      |                              |               |          |                             |            |           |           |            |           |              |              |            |       |        |         |                       |                             |              |           |           |      |
| 29,480,000                       | 0.420         | ---           | ---          | ---    | 19/07/2010          | 01/08/2007 | ---  | KRETA FARM SA (CR)           | 0.597         | 1.02 #   | 0.591                       | 17/07/2017 | 0.591     | 0.566     | 0.600      | 0.597     | 0.598        | 299@0.566    | 1413@0.600 | ---   | 2015   | 12,220  | 8                     | 7,310.20                    | 17,599.56    | 0.399     | 0.645     | 3577 |
| 33,065,136                       | 0.380         | 0.06          | 0.06         | ---    | 18/08/2016          | 16/09/2013 | ---  | KRI-KRI S.A. (CR)            | 3.05          | -0.97 €  | 3.08                        | 17/07/2017 | 3.04      | 2.98      | 3.06       | 3.05      | 3.00         | 1700@2.98    | 900@3.05   | 16.17 | 2016   | 18,015  | 36                    | 53,989.90                   | 100,848.66   | 1.75      | 3.15      | 3577 |
| 7,595,160                        | 0.600         | ---           | ---          | ---    | 08/08/2008          | 18/08/2010 | ---  | KIRIAKOULIS SHIPPING SA (CR) | 0.647         | 6.07 #   | 0.610                       | 17/07/2017 | 0.646     | 0.646     | 0.648      | 0.646     | 0.647        | 1100@0.601   | 127@0.646  | 80.56 | 2015   | 2,157   | 5                     | 1,395.52                    | 4,914.07     | 0.405     | 0.710     | 5759 |
| 17,120,280                       | 0.940         | ---           | ---          | ---    | 01/06/2010          | 07/07/2017 | ---  | LOULIS MILLS SA (CR)         | 2.49          | -0.40 €  | 2.50                        | 17/07/2017 | 2.50      | 2.43      | 2.50       | 2.49      | 2.49         | 200@2.44     | 750@2.49   | 72.77 | 2015   | 2,250   | 11                    | 5,594.70                    | 42,629.50    | 1.33      | 3.00      | 3577 |
| 9,819,370                        | 0.690         | ---           | ---          | ---    | 14/08/2007          | 09/01/2004 | ---  | MATHIOS REFRACTORY SA (CR)   | 0.280         | -11.11 € | 0.315                       | 17/07/2017 | 0.280     | 0.280     | 0.285      | 0.285     | 0.280        | 4205@0.260   | 726@0.315  | ---   | 2015   | 101     | 3                     | 28.29                       | 2,749.42     | 0.151     | 0.329     | 2353 |
| 11,700,000                       | 0.400         | ---           | ---          | ---    | 02/06/2009          | 02/06/2017 | ---  | MOTODYNAMICS S.A. (CR)       | 0.598         | -3.55 €  | 0.620                       | 17/07/2017 | 0.582     | 0.582     | 0.598      | 0.598     | 0.597        | 1200@0.598   | 700@0.670  | 21.83 | 2015   | 2,114   | 3                     | 1,262.35                    | 6,996.60     | 0.370     | 0.645     | 5379 |
| 32,188,050                       | 1.04          | ---           | ---          | ---    | 21/07/2008          | 20/01/2000 | ---  | EL. D. MOUZAKIS SA (CB)      | 0.375         | ---      | 0.375                       | 17/07/2017 | ---       | ---       | ---        | ---       | ---          | 2000@0.317   | 3000@0.345 | ---   | 2015   | ---     | ---                   | ---                         | 12,070.52    | 0.119     | 0.430     | 3763 |
| 6,340,000                        | 0.600         | ---           | ---          | ---    | 30/11/2009          | 09/11/2016 | ---  | NAKAS MUSIC                  | 1.40          | ---      | 1.40                        | 17/07/2017 | ---       | ---       | ---        | ---       | ---          | 30@1.41      | 700@1.59   | 8.81  | 2016   | ---     | ---                   | ---                         | 8,876.00     | 0.600     | 1.54      | 5379 |
| 291,497,368                      | 0.300         | ---           | ---          | ---    | 08/07/2008          | 21/03/2016 | ---  | NIREFS SA (CR)               | 0.295         | -7.81 €  | 0.320                       | 17/07/2017 | 0.315     | 0.294     | 0.315      | 0.295     | 0.303        | 1442@0.294   | 1100@0.296 | 0.42  | 2015   | 276,659 | 194                   | 83,753.62                   | 85,991.72    | 0.162     | 0.328     | 3573 |
| 10,080,000                       | 3.00          | 1.95          | 0.58         | ---    | 18/07/2016          | 27/08/2001 | ---  | TPA SA (CR)                  | 23.50         | ---      | 23.50                       | 17/07/2017 | 23.50     | 23.50     | 24.00      | 23.50     | 23.50        | 5@23.06      | 20@23.50   | 16.82 | 2016   | 311     | 11                    | 7,309.32                    | 236,880.00   | 17.55     | 24.00     | 2777 |
| 4,971,466                        | 1.46          | ---           | ---          | ---    | 04/07/2007          | 08/10/2003 | ---  | PAIRIS SA (CR)               | 0.448         | 2.28 #   | 0.438                       | 17/07/2017 | 0.438     | 0.438     | 0.497      | 0.450     | 0.451        | 900@0.390    | 613@0.450  | ---   | 2015   | 5,373   | 13                    | 2,420.99                    | 2,227.22     | 0.106     | 0.497     | 2723 |
| 50,797,369                       | 0.310         | ---           | ---          | ---    | 17/08/2000          | 12/10/2010 | ---  | PAPOUTSANIS (CR)             | 0.228         | -4.60 €  | 0.239                       | 17/07/2017 | 0.239     | 0.222     | 0.240      | 0.228     | 0.228        | 400@0.222    | 6200@0.227 | ---   | 2016   | 13,661  | 30                    | 3,119.37                    | 11,581.80    | 0.122     | 0.244     | 3767 |
| 7,070,400                        | 0.930         | 0.101         | ---          | ---    | 30/11/2016          | 06/05/2016 | ---  | PETROPOULOS PETROS (CR)      | 5.17          | -1.34 €  | 5.24                        | 17/07/2017 | 5.15      | 5.15      | 5.24       | 5.17      | 5.16         | 230@5.15     | 144@5.17   | 48.48 | 2015   | 446     | 7                     | 2,303.24                    | 36,553.97    | 4.07      | 5.25      | 2753 |
| 22,075,665                       | 0.330         | ---           | 0.08         | 0.05   | 30/05/2017          | 27/04/2015 | ---  | PLASIO COMPUTERS SA (CR)     | 4.38          | -0.68 €  | 4.41                        | 17/07/2017 | 4.39      | 4.36      | 4.41       | 4.38      | 4.39         | 10@4.37      | 740@4.38   | 14.42 | 2015   | 12,672  | 37                    | 55,646.58                   | 96,691.41    | 3.30      | 4.81      | 9572 |
| 43,741,452                       | 0.660         | 0.0225        | ---          | ---    | 20/04/2015          | 01/11/1999 | ---  | THRACE PLASTICS SA (CR)      | 2.82          | -1.40 €  | 2.86                        | 17/07/2017 | 2.83      | 2.78      | 2.84       | 2.82      | 2.81         | 7400@2.81    | 334@2.82   | -(6)- | 2015   | 16,433  | 25                    | 46,142.47                   | 123,350.89   | 2.18      | 2.86      | 1357 |
| 22,280,000                       | 0.300         | ---           | ---          | ---    | 11/04/2011          | 23/02/2007 | ---  | REVUIL (CR)                  | 0.579         | 10.92 #  | 0.522                       | 17/07/2017 | 0.570     | 0.550     | 0.579      | 0.579     | 0.564        | 1000@0.482   | 1098@0.579 | 18.61 | 2015   | 2,501   | 18                    | 1,409.43                    | 12,900.12    | 0.252     | 0.597     | 5379 |
| 40,693,350                       | 5.00          | ---           | ---          | ---    | 03/07/2006          | 26/05/2015 | ---  | TECHNICAL OLYMPIC SA (CR)    | 1.68          | 0.60 #   | 1.67                        | 17/07/2017 | 1.63      | 1.62      | 1.69       | 1.68      | 1.65         | 300@1.64     | 3995@1.70  | ---   | 2015   | 4,777   | 34                    | 7,878.86                    | 68,364.83    | 0.897     | 1.73      | 3728 |
| 7,568,960                        | 3.00          | 0.1551        | 0.3099       | 0.1049 | 13/06/2017          | 13/06/2017 | ---  | TITAN CEMENT CO. (PR)        | 17.00         | -2.13 €  | 17.37                       | 17/07/2017 | 17.38     | 16.82     | 17.38      | 17.00     | 17.07        | 204@16.82    | 21@17.38   | 23.92 | 2015   | 771     | 20                    | 13,158.01                   | 2,086,086.95 | 13.52     | 19.65     | 2353 |
| 305,732,436                      | 0.410         | ---           | ---          | ---    | 08/07/2009          | 28/09/2011 | ---  | HYGEIA SA (CR)               | 0.380         | -2.31 €  | 0.389                       | 17/07/2017 | 0.392     | 0.380     | 0.392      | 0.380     | 0.382        | 2000@0.379   | 5291@0.380 | ---   | 2015   | 27,641  | 31                    | 10,570.92                   | 116,178.33   | 0.147     | 0.405     | 4533 |
| 8,340,750                        | 1.18          | ---           | ---          | ---    | 25/06/2009          | 09/09/2015 | ---  | HAIDEMENOS SA (CR)           | 0.452         | ---      | 0.452                       | 17/07/2017 | ---       | ---       | ---        | ---       | ---          | 15000@0.435  | 2000@0.460 | ---   | 2016   | ---     | ---                   | ---                         | 3,770.02     | 0.211     | 0.475     | 2791 |
| 101,279,627                      | 0.380         | ---           | ---          | ---    | 26/06/2008          | 14/07/2006 | ---  | HALKOR SA (CB)               | 0.730         | -3.44 €  | 0.756                       | 17/07/2017 | 0.744     | 0.730     | 0.750      | 0.730     | 0.738        | 300@0.728    | 7585@0.735 | ---   | 2015   | 40,169  | 97                    | 29,648.79                   | 73,934.13    | 0.429     | 0.874     | 1755 |

## Main Market - Low Liquidity Class

|            |       |     |     |      |            |            |     |                               |       |         |       |            |       |       |       |       |       |            |            |       |      |       |     |           |           |           |       |       |      |
|------------|-------|-----|-----|------|------------|------------|-----|-------------------------------|-------|---------|-------|------------|-------|-------|-------|-------|-------|------------|------------|-------|------|-------|-----|-----------|-----------|-----------|-------|-------|------|
| 15,816,009 | 0.300 | --- | --- | ---  | 01/07/2009 | 17/07/2000 | --- | BYTE COMPUTER SA (CR)         | 0.417 | 0.24 #  | 0.416 | 17/07/2017 | 0.416 | 0.414 | 0.423 | 0.414 | 0.417 | 100@0.400  | 38@0.414   | ---   | 2015 | 700   | 8   | 291.78    | 6,595.28  | 0.267     | 0.469 | 9533  |      |
| 9,907,500  | 0.300 | --- | --- | ---  | 06/10/2005 | 13/02/2002 | --- | CPI SA (CR)                   | 0.158 | ---     | 0.158 | 17/07/2017 | ---   | ---   | ---   | ---   | ---   | ---        | 835@0.169  | 18.91 | 2016 | ---   | --- | ---       | 1,565.39  | 0.140     | 0.192 | 9572  |      |
| 52,800,154 | 0.300 | --- | --- | ---  | 20/08/2014 | 21/06/2004 | --- | F.G. EUROPE S.A. (CR)         | 0.620 | ---     | 0.620 | 17/07/2017 | 0.679 | 0.620 | 0.679 | 0.620 | 0.629 | 170@0.560  | 4000@0.600 | 27.39 | 2015 | 643   | 7   | 404.76    | 32,736.10 | 0.434     | 0.687 | 3722  |      |
| 11,720,024 | 0.540 | --- | --- | ---  | 21/08/2014 | 04/11/2015 | --- | FLEXOPACK SA (CR)             | 4.70  | ---     | 4.70  | 17/07/2017 | ---   | ---   | ---   | ---   | ---   | 200@4.36   | 150@4.90   | 12.50 | 2015 | ---   | --- | ---       | 55,084.11 | 2.90      | 5.00  | 2723  |      |
| 10,500,000 | 4.00  | --- | --- | 0.28 | 18/05/2017 | 02/08/2016 | --- | INTERCONTINENTAL (CR)         | 5.80  | -1.02 € | 5.86  | 17/07/2017 | 5.86  | 5.80  | 6.00  | 5.80  | 5.87  | 250@5.35   | 500@5.80   | 9.74  | 2016 | 1,900 | 14  | 11,158.00 | 60,900.00 | 5.28      | 6.12  | 8674  |      |
| 4,740,000  | 0.860 | --- | --- | ---  | 14/03/2003 | ---        | --- | LOGISMOS S.A. (CR)            | 0.364 | ---     | 0.364 | 17/07/2017 | ---   | ---   | ---   | ---   | ---   | 3000@0.328 | ---        | -(6)- | 2016 | ---   | --- | ---       | 1,725.36  | 0.168     | 0.548 | 9533  |      |
| 10,500,000 | 0.950 | --- | --- | ---  | 24/06/2008 | 30/06/2017 | --- | MEVACO SA (CR)                | 1.20  | -4.00 € | 1.25  | 17/07/2017 | 1.20  | 1.20  | 1.20  | 1.20  | 1.20  | 300@1.19   | 500@1.20   | ---   | 2016 | 1,000 | 2   | 1,200.00  | 12,600.00 | 0.900     | 1.31  | 2757  |      |
| 6,200,000  | 0.500 | --- | --- | ---  | 22/06/2010 | 01/11/1995 | --- | MINERVA KNITWEAR SA (CB)      | 0.398 | ---     | 0.398 | 17/07/2017 | ---   | ---   | ---   | ---   | ---   | ---        | 900@0.370  | ---   | ---  | 2015  | --- | ---       | ---       | 2,467.60  | 0.026 | 0.459 | 3763 |
| 57,434,884 | 1.31  | --- | --- | ---  | 05/06/2008 | 12/06/2009 | --- | REDS S.A. (CR)                | 0.760 | -2.56 € | 0.780 | 17/07/2017 | 0.760 | 0.760 | 0.760 | 0.760 | 0.760 | 150@0.735  | 1087@0.739 | ---   | 2015 | 3,913 | 2   | 2,973.88  | 43,650.51 | 0.300     | 0.850 | 8633  |      |
| 6,456,530  | 1.08  | --- | --- | ---  | 29/06/2001 | 02/08/2010 | --- | SPACE HELLAS SA (CR)          | 1.20  | -6.25 € | 1.28  | 17/07/2017 | 1.28  | 1.20  | 1.28  | 1.20  | 1.24  | 249@1.20   | 200@1.28   | 9.14  | 2015 | 1,900 | 7   | 2,363.00  | 7,747.84  | 0.601     | 1.80  | 9578  |      |
| 15,300,000 | 0.300 | --- | --- | ---  | 30/07/2009 | 13/12/1999 | --- | ATTICA PUBLICATIONS SA (CR)   | 0.704 | ---     | 0.704 | 17/07/2017 | ---   | ---   | ---   | ---   | ---   | ---        | 3184@0.634 | ---   | ---  | 2015  | --- | ---       | ---       | 10,771.20 | 0.585 | 0.859 | 5557 |
| 18,810,000 | 0.400 | --- | --- | ---  | 08/07/2010 | 14/11/2007 | --- | VARVERIS - MODA BAGNO SA (CR) | 0.489 | ---     | 0.489 | 17/07/2017 | ---   | ---   | ---   | ---   | ---   | ---        | 2167@0.487 | ---   | ---  | 2015  | --- | ---       | ---       | 9,198.09  | 0.045 | 0.520 | 2353 |
| 23,986,500 | 1.05  | --- | --- | ---  | 26/06/2009 | 15/03/2000 | --- | BIOKARPET S.A.(CR)            | 0.373 | ---     | 0.373 | 17/07/2017 | ---   | ---   | ---   | ---   | ---   | 1500@0.337 | 1000@0.365 | ---   | 2015 | ---   | --- | ---       | 8,946.96  | 0.197     | 0.374 | 3726  |      |
| 4,968,600  | 2.88  | --- | --- | ---  | 01/07/1998 | 14/12/1998 | --- | VIS SA (CR)                   | 0.720 | ---     | 0.720 | 17/07/2017 | ---   | ---   | ---   | ---   | ---   | 1000@0.649 | 300@0.792  | 10.01 | 2016 | ---   | --- | ---       | 3,577.39  | 0.700     | 0.910 | 2723  |      |
| 6,325,000  | 0.600 | --- | --- | 0.11 | 04/07/2017 | 17/02/2014 | --- | VOGIATZOGLOU SYSTEMS SA (CR)  | 1.18  | ---     | 1.18  | 17/07/2017 | ---   | ---   | ---   | ---   | ---   | 100@1.12   | ---        | ---   | 2015 | ---   | --- | ---       | 7,463.50  | 0.891     | 1.50  | 2797  |      |
| 15,000,000 | 0.300 | --- | --- | ---  | 06/07/2007 | 18/07/2000 | --- | DAIOS PLASTICS SA (CR)        | 2.85  | ---     | 2.85  | 17/07/2017 | ---   | ---   | ---   | ---   | ---   | 200@2.74   | 89@2.85    | ---   | 2015 | ---   | --- | ---       | 42,750.00 | 2.62      | 3.00  | 1357  |      |
| 13,673,200 | 0.880 | --- | --- |      |            |            |     |                               |       |         |       |            |       |       |       |       |       |            |            |       |      |       |     |           |           |           |       |       |      |

| Number of Outstanding Securities | Nominal Value | Dividends [1] |       |       | Date of Last Coupon |            | Note | Shares                         | Closing price | % change | Previous closing price/date | Open price | Price min | Price max | Last price | Avg price | Last Bid [7]      | Last Ask [7] | P/E after | Year | Volume  | Trades | Transactions Value[8] | Company Mkt Value (thou. €) | Year low | Year high | Sector[4] |
|----------------------------------|---------------|---------------|-------|-------|---------------------|------------|------|--------------------------------|---------------|----------|-----------------------------|------------|-----------|-----------|------------|-----------|-------------------|--------------|-----------|------|---------|--------|-----------------------|-----------------------------|----------|-----------|-----------|
| 31,734,530                       | 1.60          | ---           | ---   | ---   | 09/07/2007          | 19/07/2006 | ---  | ELGEKA SA (CR)                 | 0.191         | ---      | 0.191                       | 17/07/2017 | ---       | ---       | ---        | ---       | 250@0.180         | 76@0.191     | ---       | 2015 | ---     | ---    | ---                   | 6,061.30                    | 0.100    | 0.215     | 3577      |
| 23,828,130                       | 0.500         | ---           | 0.16  | 0.052 | 29/06/2017          | 17/02/2009 | ---  | ELINOIL S.A. (CR)              | 1.36          | ---      | 1.36                        | 17/07/2017 | ---       | ---       | ---        | ---       | 340@1.33          | 160@1.42     | 11.93     | 2015 | ---     | ---    | ---                   | 32,406.26                   | 0.753    | 1.54      | 537       |
| 8,623,225                        | 0.300         | ---           | ---   | ---   | 02/06/2010          | 30/05/2016 | 5031 | EUROCONSULTANTS S.A. (CR)      | 0.514         | ---      | 0.514                       | 17/07/2017 | ---       | ---       | ---        | ---       | ---               | 152@0.506    | ---       | 2015 | ---     | ---    | ---                   | 4,432.34                    | 0.297    | 0.655     | 2791      |
| 86,735,980                       | 0.310         | ---           | ---   | ---   | 06/07/2009          | 02/01/2002 | ---  | ATHENS MEDICAL CENTER SA (CR)  | 1.49          | -0.67    | € 1.50                      | 17/07/2017 | 1.49      | 1.48      | 1.52       | 1.49      | 1.50 1291@1.49    | 2000@1.55    | ---       | 2015 | 19,618  | 28     | 29,352.91             | 129,236.61                  | 0.549    | 1.54      | 4533      |
| 8,298,467                        | 0.400         | ---           | ---   | ---   | 30/08/1993          | 08/05/2013 | ---  | IDEAL GROUP SA (CR)            | 0.845         | 1.32     | # 0.834                     | 17/07/2017 | 0.845     | 0.845     | 0.845      | 0.845     | 0.845 1000@0.751  | 500@0.917    | -(6)-     | 2015 | 1,000   | 2      | 845.00                | 7,012.20                    | 0.675    | 0.878     | 9574      |
| 2,566,836                        | 0.440         | ---           | ---   | ---   | 13/08/2010          | 09/01/2007 | ---  | INTERWOOD-XYLEMPORIA (PR)      | 0.060         | ---      | 0.060                       | 17/07/2017 | ---       | ---       | ---        | ---       | 13500@0.066       | ---          | ---       | 2015 | ---     | ---    | ---                   | 2,952.92                    | 0.060    | 0.109     | 2353      |
| 34,986,430                       | 0.440         | ---           | ---   | ---   | 25/07/2008          | 23/02/2010 | ---  | INTERWOOD-XYLEMPORIA (CR)      | 0.080         | 9.59     | # 0.073                     | 17/07/2017 | 0.073     | 0.073     | 0.080      | 0.080     | 0.075 1100@0.080  | ---          | ---       | 2015 | 13,891  | 5      | 1,044.34              | 2,952.92                    | 0.060    | 0.080     | 2353      |
| 11,233,200                       | 0.730         | ---           | ---   | ---   | 12/07/2010          | 30/07/1999 | ---  | INTERTECH SA (CR)              | 0.291         | ---      | 0.291                       | 17/07/2017 | 0.291     | 0.291     | 0.317      | 0.317     | 0.306 300@0.270   | 5899@0.285   | ---       | 2016 | 230     | 4      | 70.31                 | 3,268.86                    | 0.129    | 0.449     | 9572      |
| 14,679,792                       | 1.68          | ---           | ---   | 0.07  | 28/06/2017          | 04/09/2000 | ---  | KARATZIS SA (CR)               | 5.60          | ---      | 5.60                        | 17/07/2017 | 5.80      | 5.60      | 5.80       | 5.60      | 5.69 1003@5.60    | 50@5.69      | 16.07     | 2015 | 1,083   | 8      | 6,166.09              | 82,206.84                   | 3.90     | 5.90      | 2723      |
| 6,700,000                        | 0.800         | 0.03          | 0.023 | 0.028 | 29/06/2017          | 29/05/2014 | ---  | MILLS KEPENOS (CR)             | 2.43          | ---      | 2.43                        | 17/07/2017 | 2.43      | 2.19      | 2.43       | 2.19      | 2.25 3699@2.19    | 97@2.35      | 8.45      | 2016 | 41      | 4      | 92.19                 | 16,281.00                   | 1.11     | 2.54      | 3577      |
| 11,510,102                       | 0.890         | ---           | ---   | ---   | 24/06/2005          | 06/10/1999 | ---  | NAFPAKTOS TEXTILE IND. SA (CB) | 0.250         | ---      | 0.250                       | 17/07/2017 | ---       | ---       | ---        | ---       | ---               | 114@0.250    | ---       | 2015 | ---     | ---    | ---                   | 2,877.53                    | 0.175    | 0.275     | 3763      |
| 15,804,800                       | 0.360         | ---           | ---   | ---   | 15/06/2010          | 12/03/2004 | ---  | KTIMA KOSTAS LAZARIDIS SA (CR) | 0.600         | ---      | 0.600                       | 17/07/2017 | 0.600     | 0.600     | 0.600      | 0.600     | 0.600             | 3482@0.600   | ---       | 2015 | 570     | 3      | 342.00                | 9,482.88                    | 0.195    | 0.605     | 3535      |
| 21,364,000                       | 1.12          | ---           | ---   | ---   | 05/07/2010          | 10/08/2005 | ---  | LAMPSPA HOTEL SA (CR)          | 17.50         | ---      | 17.50                       | 17/07/2017 | 17.30     | 17.30     | 17.30      | 17.30     | 17.30 97@17.30    | ---          | 79.63     | 2015 | 3       | 1      | 51.90                 | 373,870.00                  | 16.00    | 17.50     | 5753      |
| 3,873,120                        | 0.300         | ---           | ---   | ---   | 07/07/2008          | 04/10/2012 | ---  | DRUCKFARBEN HELLAS (CR)        | 1.50          | ---      | 1.50                        | 17/07/2017 | ---       | ---       | ---        | ---       | ---               | 37@1.45      | 2.39      | 2015 | ---     | ---    | ---                   | 5,809.68                    | 0.513    | 1.55      | 1357      |
| 4,181,450                        | 0.500         | ---           | ---   | ---   | 21/08/2000          | 05/03/2002 | ---  | FLOUR MILLS SARANTOPOULOS SA   | 0.670         | -3.32    | € 0.693                     | 17/07/2017 | 0.715     | 0.670     | 0.715      | 0.670     | 0.679 380@0.670   | 3795@0.762   | ---       | 2015 | 2,000   | 2      | 1,357.10              | 2,801.57                    | 0.517    | 0.715     | 3577      |
| 245,497,164                      | 0.300         | ---           | ---   | ---   | 01/07/2008          | 30/07/2012 | ---  | FILONDA AQUACULTURE SA (CR)    | 0.260         | -4.06    | € 0.271                     | 17/07/2017 | 0.270     | 0.254     | 0.270      | 0.260     | 0.259 58813@0.260 | 100@0.267    | ---       | 2015 | 125,542 | 58     | 32,502.50             | 63,829.26                   | 0.136    | 0.298     | 3573      |
| 28,438,268                       | 0.300         | ---           | ---   | ---   | 21/08/2006          | 24/11/1999 | ---  | SPIROY AGRICULTURE SA (CR)     | 0.269         | -9.73    | € 0.298                     | 17/07/2017 | 0.280     | 0.269     | 0.280      | 0.269     | 0.271             | 33555@0.269  | ---       | 2015 | 8,580   | 9      | 2,324.52              | 7,649.89                    | 0.269    | 0.699     | 1357      |
| 10,203,575                       | 0.730         | ---           | ---   | ---   | 16/07/2007          | 18/10/1999 | ---  | FIERATEX SA (CR)               | 0.082         | ---      | 0.082                       | 17/07/2017 | ---       | ---       | ---        | ---       | 43699@0.090       | ---          | ---       | 2016 | ---     | ---    | ---                   | 836.69                      | 0.054    | 0.090     | 3763      |

## Exchange Traded Funds (ETFs)

|         |     |     |     |     |            |     |     |                                |       |       |         |            |       |       |       |       |       |          |          |     |     |     |    |   |        |     |       |       |       |
|---------|-----|-----|-----|-----|------------|-----|-----|--------------------------------|-------|-------|---------|------------|-------|-------|-------|-------|-------|----------|----------|-----|-----|-----|----|---|--------|-----|-------|-------|-------|
| 619,082 | --- | --- | --- | --- | 15/06/2016 | --- | --- | ALPHA ETF FTSE Athex Large Cap | 22.11 | -0.97 | € 22.33 | 17/07/2017 | 22.40 | 22.11 | 22.40 | 22.11 | 22.12 | 50@21.88 | 18@22.37 | --- | --- | --- | 37 | 2 | 818.47 | --- | 16.01 | 22.40 | 12003 |
|---------|-----|-----|-----|-----|------------|-----|-----|--------------------------------|-------|-------|---------|------------|-------|-------|-------|-------|-------|----------|----------|-----|-----|-----|----|---|--------|-----|-------|-------|-------|

## Low Dispersion

|             |       |     |        |     |            |            |      |                                |        |       |        |            |       |       |       |       |                    |            |         |       |        |     |          |              |           |        |      |      |
|-------------|-------|-----|--------|-----|------------|------------|------|--------------------------------|--------|-------|--------|------------|-------|-------|-------|-------|--------------------|------------|---------|-------|--------|-----|----------|--------------|-----------|--------|------|------|
| 14,000,000  | 4.15  | --- | ---    | --- | 23/04/2010 | 29/06/1999 | 4815 | ALPHA REAL ESTATE SA(CR)       | 6.00   | -0.17 | € 6.01 | 17/07/2017 | 6.00  | 6.00  | 6.00  | 6.00  | 6.00               | 1@6.00     | 65@6.60 | 30.31 | 2015   | 69  | 2        | 414.00       | 84,000.00 | 4.31   | 7.07 | 8637 |
| 191,660,320 | 0.300 | --- | ---    | --- | 20/07/2009 | 29/12/2010 | 4817 | ATTICA HOLDINGS (CR)           | 1.49   | 1.36  | # 1.47 | 17/07/2017 | 1.31  | 1.31  | 1.49  | 1.49  | 1.49 500@1.46      | 352@1.48   | -(6)-   | 2015  | 1,621  | 8   | 2,413.85 | 285,573.88   | 0.664     | 1.53   | 5759 |      |
| 22,996,875  | 1.25  | --- | ---    | --- | 24/06/2011 | 02/02/2016 | 5116 | NEXANS HELLAS SA (CR)          | 1.10   | 0.92  | # 1.09 | 17/07/2017 | 1.10  | 1.10  | 1.10  | 1.10  | 1.10 1000@1.12     | 2000@1.16  | 16.54   | 2016  | 989    | 5   | 1,087.90 | 25,296.56    | 0.837     | 1.28   | 2733 |      |
| 80,690,653  | 0.500 | --- | ---    | --- | 25/04/2014 | 22/12/2016 | 5124 | TRASTOR REAL EST. INV. CO.(CR) | 0.850  | ---   | 0.850  | 17/07/2017 | ---   | ---   | ---   | ---   | ---                | 311@0.885  | ---     | 2015  | ---    | --- | ---      | 68,587.06    | 0.742     | 0.899  | 8671 |      |
| 113,465,290 | 0.300 | --- | ---    | --- | 09/08/2004 | 09/11/2016 | 4814 | ATHENA SA (CR)                 | 0.879  | ---   | 0.879  | 17/07/2017 | ---   | ---   | ---   | ---   | ---                | 300@0.875  | ---     | 2015  | ---    | --- | ---      | 99,735.99    | 0.408     | 0.879  | 2357 |      |
| 14,076,360  | 0.370 | --- | ---    | --- | 19/08/2008 | 22/07/2003 | ---  | GALAXIDI S.A. (CR)             | 0.700  | ---   | 0.700  | 17/07/2017 | 0.700 | 0.700 | 0.700 | 0.700 | 0.700 127920@0.700 | 1160@0.710 | 68.52   | 2015  | 11,845 | 9   | 8,291.50 | 9,853.45     | 0.231     | 0.749  | 3573 |      |
| 8,418,750   | 0.300 | --- | 0.12   | 0.3 | 06/06/2017 | 27/06/2012 | 5127 | GEKE SA (CB)                   | 4.53   | 2.95  | # 4.40 | 17/07/2017 | 4.40  | 4.40  | 4.59  | 4.59  | 4.53 223@4.00      | 77@4.59    | 21.09   | 2016  | 3      | 3   | 13.58    | 38,136.94    | 2.94      | 5.28   | 5753 |      |
| 255,494,534 | 3.00  | --- | 0.2035 | 0.2 | 11/05/2017 | 23/12/2015 | 5104 | NBG PANGAEA (CR)               | 4.99   | -0.20 | € 5.00 | 17/07/2017 | 5.00  | 4.99  | 5.00  | 4.99  | 4.99 500@4.46      | 154@5.00   | 25.64   | 2015  | 98     | 2   | 489.22   | 1,274,917.72 | 3.77      | 5.00   | 8671 |      |
| 2,760,000   | 11.83 | 9.3 | 8.5    | --- | 15/07/2016 | 16/07/1990 | 4823 | KARELIA TOBACCO CO. SA (CB)    | 300.00 | ---   | 300.00 | 17/07/2017 | ---   | ---   | ---   | ---   | 10@280.60          | 20@290.00  | 15.50   | 2015  | ---    | --- | ---      | 828,000.00   | 255.00    | 305.00 | 3785 |      |
| 106,980,050 | 2.25  | --- | ---    | --- | 25/07/2008 | 24/02/2014 | 5046 | MINOAN LINES SA (CR)           | 2.40   | ---   | 2.40   | 17/07/2017 | ---   | ---   | ---   | ---   | 1000@2.40          | ---        | 15.84   | 2015  | ---    | --- | ---      | 256,752.12   | 2.22      | 2.55   | 5759 |      |
| 17,240,776  | 0.370 | --- | ---    | --- | 14/07/2005 | 30/09/2003 | 4827 | PERSEUS SA (CR)                | 0.333  | ---   | 0.333  | 17/07/2017 | ---   | ---   | ---   | ---   | ---                | ---        | 10.00   | 2016  | ---    | --- | ---      | 5,741.18     | 0.200     | 0.395  | 3577 |      |

## Surveillance

|             |       |     |     |     |            |            |      |                    |       |        |         |            |       |       |       |       |                  |             |      |      |        |     |          |           |       |       |      |
|-------------|-------|-----|-----|-----|------------|------------|------|--------------------|-------|--------|---------|------------|-------|-------|-------|-------|------------------|-------------|------|------|--------|-----|----------|-----------|-------|-------|------|
| 5,867,311   | 0.300 | --- | --- | --- | 11/08/2010 | 28/04/2017 | 5123 | DIONIC (CR)        | 0.256 | -20.00 | € 0.320 | 17/07/2017 | 0.256 | 0.256 | 0.256 | 0.256 | 0.256 2967@0.256 | 540@0.384   | 0.08 | 2015 | 124    | 2   | 31.74    | 1,502.03  | 0.250 | 0.562 | 2797 |
| 21,820,410  | 0.800 | --- | --- | --- | 22/05/2008 | 02/08/2011 | 4882 | EUROMEDICA SA (CR) | 0.160 | ---    | 0.160   | 17/07/2017 | ---   | ---   | ---   | ---   | 1000@0.140       | 150@0.160   | ---  | 2015 | ---    | --- | ---      | 3,491.27  | 0.007 | 0.242 | 4533 |
| 110,122,976 | 0.300 | --- | --- | --- | 19/09/2016 | ---        | 5118 | Forthnet (CR)      | 0.402 | ---    | 0.402   | 17/07/2017 | ---   | ---   | ---   | ---   | 500@0.323        | 28800@0.340 | ---  | 2015 | ---    | --- | ---      | 44,269.44 | 0.172 | 0.474 | 9535 |
| 50,593,832  | 0.300 | --- | --- | --- | 07/07/2010 | 07/09/2011 | 5113 | FRIGOGLASS SA (CR) | 0.091 | ---    | 0.091   | 17/07/2017 | 0.091 | 0.091 | 0.091 | 0.091 | 0.091 5100@0.091 | 500@0.096   | ---  | 2016 | 3,900  | 3   | 354.90   | 4,604.04  | 0.076 | 0.157 | 2757 |
| 51,081,030  | 1.00  | --- | --- | --- | 20/08/2007 | 03/09/2007 | 4912 | LAVIPHARM SA (CR)  | 0.107 | -2.73  | € 0.110 | 17/07/2017 | 0.107 | 0.106 | 0.109 | 0.106 | 0.107 2000@0.103 | 6555@0.106  | ---  | 2015 | 44,845 | 20  | 4,779.27 | 5,465.67  | 0.070 | 0.129 | 4577 |

| Number of Outstanding Securities | Nominal Value | Dividends [1] |     |     | Date of Last Coupon |            | Note | Shares                         | Closing price | % change | Previous closing price/date | Open price | Price min | Price max | Last price | Avg price | Last Bid [7] | Last Ask [7] | P/E after  | Year | Volume | Trades | Transactions Value[8] | Company Mkt Value (thou. €) | Year low | Year high | Sector[4] |      |
|----------------------------------|---------------|---------------|-----|-----|---------------------|------------|------|--------------------------------|---------------|----------|-----------------------------|------------|-----------|-----------|------------|-----------|--------------|--------------|------------|------|--------|--------|-----------------------|-----------------------------|----------|-----------|-----------|------|
| 4,419,616                        | 1.58          | ---           | --- | --- | 21/07/2011          | 04/03/2015 | 4983 | MEDICON S.A (CR)               | 1.09          | 9.11 #   | 0.999                       | 17/07/2017 | 1.09      | 1.09      | 1.09       | 1.09      | 20@0.800     | 800@1.05     | 2.99       | 2015 | 13     | 2      | 14.17                 | 4,817.38                    | 0.274    | 1.09      | 4535      |      |
| 14,967,940                       | 0.500         | ---           | --- | --- | 21/05/2008          | 04/01/2008 | 4956 | PASAL DEVELOPMENT S.A. (CR)    | 0.104         | ---      | 0.104                       | 17/07/2017 | ---       | ---       | ---        | ---       | 600@0.095    | 3550@0.105   | ---        | 2015 | ---    | ---    | ---                   | 1,556.67                    | 0.058    | 0.188     | 8633      |      |
| 65,326,268                       | 0.530         | ---           | --- | --- | 04/07/2007          | 19/07/2006 | 4750 | SATO SA (CR)                   | 0.070         | 2.94 #   | 0.068                       | 17/07/2017 | 0.070     | 0.070     | 0.070      | 0.070     | 1000@0.065   | 300@0.070    | ---        | 2015 | 7,700  | 5      | 539.00                | 4,572.84                    | 0.033    | 0.109     | 3726      |      |
| 13,191,620                       | 0.620         | ---           | --- | --- | 04/08/2010          | 09/09/2002 | 4977 | YALCO - CONSTANTINOU SA (CB)   | 0.051         | ---      | 0.051                       | 17/07/2017 | ---       | ---       | ---        | ---       | 222@0.051    | ---          | ---        | 2015 | ---    | ---    | ---                   | 672.77                      | 0.027    | 0.051     | 3722      |      |
| 13,000,000                       | 1.00          | ---           | --- | --- | 01/08/2007          | 07/04/2000 | 5093 | AKRITAS SA (CR)                | 0.177         | ---      | 0.177                       | 17/07/2017 | ---       | ---       | ---        | ---       | 60@0.183     | ---          | ---        | 2015 | ---    | ---    | ---                   | 2,301.00                    | 0.106    | 0.244     | 2353      |      |
| 185,373,016                      | 0.300         | ---           | --- | --- | 02/07/2008          | 28/02/2011 | 4957 | ANEK LINES SA (CR)             | 0.092         | ---      | 0.092                       | 17/07/2017 | 0.092     | 0.092     | 0.092      | 0.092     | 4000@0.088   | 1200@0.092   | 38.48      | 2015 | 5,800  | 4      | 533.60                | 17,321.73                   | 0.051    | 0.099     | 5759      |      |
| 312,163                          | 0.300         | ---           | --- | --- | 02/07/2008          | 28/02/2011 | 4959 | ANEK LINES SA (PR, Issue '90)  | 0.400         | ---      | 0.400                       | 17/07/2017 | ---       | ---       | ---        | ---       | ---          | 1@0.320      | -(6)-      | 2015 | ---    | ---    | ---                   | 17,321.73                   | 0.400    | 0.422     | 5759      |      |
| 2,969,713                        | 0.300         | ---           | --- | --- | 02/07/2008          | 28/02/2011 | 4958 | ANEK LINES SA (PR, Issue '96)  | 0.048         | 2.13 #   | 0.047                       | 17/07/2017 | 0.048     | 0.048     | 0.048      | 0.048     | ---          | ---          | 20.08      | 2015 | 987    | 1      | 47.38                 | 17,321.73                   | 0.047    | 0.058     | 5759      |      |
| 4,737,503                        | 0.320         | ---           | --- | --- | 22/06/2005          | 22/09/2015 | 5115 | VARANGIS AVEPE S.A. (CR)       | 0.176         | ---      | 0.176                       | 17/07/2017 | ---       | ---       | ---        | ---       | ---          | 1307@0.176   | ---        | 2015 | ---    | ---    | ---                   | 833.80                      | 0.176    | 0.220     | 3726      |      |
| 16,383,428                       | 0.300         | ---           | --- | --- | 25/06/2002          | 21/06/2013 | 4997 | VARARESSOS SA (CB)             | 0.240         | ---      | 0.240                       | 17/07/2017 | ---       | ---       | ---        | ---       | ---          | 100@0.230    | ---        | 2016 | ---    | ---    | ---                   | 3,932.02                    | 0.031    | 0.240     | 3763      |      |
| 77,376,446                       | 0.340         | ---           | --- | --- | 23/05/2005          | 18/08/2011 | 5094 | G.E. DIMITRIOU (CR)            | 0.022         | 15.79 #  | 0.019                       | 17/07/2017 | 0.021     | 0.019     | 0.022      | 0.022     | 4000@0.016   | 9440@0.019   | ---        | 2015 | 32,550 | 13     | 708.10                | 1,702.28                    | 0.009    | 0.032     | 3722      |      |
| 15,878,748                       | 0.480         | ---           | --- | --- | 10/07/2006          | 22/03/2004 | 5095 | DOMIKI KRITIS SA (CR)          | 0.088         | 10.00 #  | 0.080                       | 17/07/2017 | 0.076     | 0.076     | 0.090      | 0.090     | 0.088        | 2000@0.073   | 30@0.090   | ---  | 2015   | 570    | 2                     | 49.90                       | 1,397.33 | 0.066     | 0.290     | 2357 |
| 3,961,300                        | 1.28          | ---           | --- | --- | 29/06/2004          | 03/08/2000 | 5080 | DUROS SA (CR)                  | 0.170         | ---      | 0.170                       | 17/07/2017 | ---       | ---       | ---        | ---       | 2000@0.171   | ---          | ---        | 2016 | ---    | ---    | ---                   | 673.42                      | 0.160    | 0.400     | 3763      |      |
| 7,085,888                        | 1.59          | ---           | --- | --- | 02/07/1996          | 06/09/2010 | 4690 | ELVIEK (CR)                    | 4.70          | ---      | 4.70                        | 17/07/2017 | ---       | ---       | ---        | ---       | ---          | 290@3.76     | ---        | 2015 | ---    | ---    | ---                   | 33,303.67                   | 4.70     | 4.70      | 8633      |      |
| 7,125,216                        | 0.650         | ---           | --- | --- | 01/07/2005          | 14/12/1999 | 4955 | KRE.KA SA (CR)                 | 0.110         | ---      | 0.110                       | 17/07/2017 | ---       | ---       | ---        | ---       | ---          | 1800@0.130   | ---        | 2016 | ---    | ---    | ---                   | 783.77                      | 0.042    | 0.190     | 3573      |      |
| 7,734,375                        | 1.00          | ---           | --- | --- | 09/07/2007          | 07/01/2011 | 5112 | LIVANIS SA (CR)                | 0.062         | 19.23 #  | 0.052                       | 17/07/2017 | 0.062     | 0.062     | 0.062      | 0.062     | 10540@0.062  | ---          | ---        | 2015 | 410    | 2      | 25.42                 | 479.53                      | 0.006    | 0.062     | 5557      |      |
| 15,842,391                       | 1.51          | ---           | --- | --- | 15/07/2009          | 12/05/2000 | 5141 | BITROS HOLDING SA (CR)         | 0.165         | 3.13 #   | 0.160                       | 17/07/2017 | 0.165     | 0.165     | 0.165      | 0.165     | 1000@0.150   | 10@0.165     | ---        | 2015 | 500    | 3      | 82.50                 | 2,613.99                    | 0.078    | 0.220     | 1757      |      |
| 25,179,640                       | 0.600         | ---           | --- | --- | 08/08/1994          | 19/09/2000 | 5057 | J.BOUTARIS & SON HOLD. SA (CB) | 0.057         | 14.00 #  | 0.050                       | 17/07/2017 | 0.057     | 0.053     | 0.058      | 0.057     | 0.057        | 5000@0.055   | 7683@0.060 | ---  | 2015   | 18,490 | 16                    | 1,052.04                    | 1,543.04 | 0.036     | 0.084     | 3535 |
| 1,540,000                        | 0.600         | ---           | --- | --- | 08/08/1994          | 19/09/2000 | 5058 | J.BOUTARIS & SON HOLD. (PB)    | 0.070         | ---      | 0.070                       | 17/07/2017 | ---       | ---       | ---        | ---       | ---          | 6000@0.084   | ---        | 2015 | ---    | ---    | ---                   | 1,543.04                    | 0.066    | 0.079     | 3535      |      |
| 23,935,280                       | 0.300         | ---           | --- | --- | 29/06/2009          | 13/06/2000 | 5140 | NAYTEMPORIKI PUBLISHING SA(CR) | 0.059         | 13.46 #  | 0.052                       | 17/07/2017 | 0.059     | 0.059     | 0.059      | 0.059     | 5000@0.052   | 4050@0.059   | ---        | 2016 | 5,950  | 4      | 351.05                | 1,412.18                    | 0.017    | 0.070     | 5557      |      |
| 79,596,820                       | 0.300         | ---           | --- | --- | 15/07/2008          | 27/04/2017 | 5146 | NIKAS SA (CR)                  | 0.331         | ---      | 0.331                       | 17/07/2017 | ---       | ---       | ---        | ---       | 19959@0.331  | ---          | ---        | 2015 | ---    | ---    | ---                   | 26,346.55                   | 0.227    | 0.436     | 3577      |      |
| 18,750,000                       | 0.300         | ---           | --- | --- | 02/07/2001          | 31/12/2012 | 4985 | PEGASUS PUBLISHING S.A. (CR)   | 0.130         | -3.70 €  | 0.135                       | 17/07/2017 | 0.149     | 0.130     | 0.149      | 0.130     | 0.130        | 1800@0.128   | 1847@0.130 | ---  | 2015   | 14,810 | 9                     | 1,925.51                    | 2,437.50 | 0.017     | 0.336     | 5557 |
| 10,186,667                       | 1.35          | ---           | --- | --- | 24/06/2008          | 02/02/2016 | 4887 | SIDMA SA (CR)                  | 0.309         | ---      | 0.309                       | 17/07/2017 | ---       | ---       | ---        | ---       | 5@0.251      | 35@0.309     | ---        | 2015 | ---    | ---    | ---                   | 3,147.68                    | 0.157    | 0.420     | 1757      |      |
| 7,914,480                        | 0.300         | ---           | --- | --- | 23/06/2008          | 29/06/2011 | 4888 | SFAKIANAKIS SA (CR)            | 0.528         | 20.00 #  | 0.440                       | 17/07/2017 | 0.528     | 0.528     | 0.528      | 0.528     | 601@0.400    | 259@0.528    | ---        | 2015 | 200    | 1      | 105.60                | 4,178.85                    | 0.210    | 1.04      | 5379      |      |
| 1,270,000                        | 0.300         | ---           | --- | --- | 06/07/2007          | 06/02/2013 | 5007 | GIRAKIAN PROFIL SA (CB)        | 0.019         | ---      | 0.019                       | 17/07/2017 | ---       | ---       | ---        | ---       | 72500@0.022  | ---          | ---        | 2016 | ---    | ---    | ---                   | 24.13                       | 0.016    | 0.100     | 1757      |      |
| 4,034,950                        | 0.680         | ---           | --- | --- | 01/07/2005          | 30/12/2010 | 5114 | CHATZIKRANIOTIS & SONS SA (CR) | 0.130         | ---      | 0.130                       | 17/07/2017 | ---       | ---       | ---        | ---       | 1000@0.120   | 10@0.156     | ---        | 2016 | ---    | ---    | ---                   | 524.54                      | 0.032    | 0.164     | 3577      |      |

## Under Deletion

|            |       |        |        |     |            |            |      |                        |       |          |       |            |       |       |       |       |            |            |     |      |        |     |          |          |       |       |      |
|------------|-------|--------|--------|-----|------------|------------|------|------------------------|-------|----------|-------|------------|-------|-------|-------|-------|------------|------------|-----|------|--------|-----|----------|----------|-------|-------|------|
| 1,130,180  | 0.440 | ---    | ---    | --- | 20/06/2003 | 02/07/2014 | 5092 | COMPUCON SA (CR)       | 0.006 | ---      | 0.006 | 17/07/2017 | ---   | ---   | ---   | ---   | 4000@0.006 | ---        | --- | 2016 | ---    | --- | ---      | 6.78     | 0.006 | 0.006 | 9537 |
| 17,579,754 | 4.16  | ---    | ---    | --- | 18/08/2006 | 02/08/2010 | 5145 | BIOTER SA (CR)         | 0.138 | 14.05 #  | 0.121 | 17/07/2017 | 0.138 | 0.138 | 0.138 | 0.138 | ---        | 2975@0.138 | --- | 2015 | 3,500  | 3   | 483.00   | 2,426.01 | 0.041 | 0.188 | 2357 |
| 5,939,268  | 0.620 | ---    | ---    | --- | 10/07/2003 | 03/01/2002 | 5142 | LANAKAM SA (CR)        | 0.370 | ---      | 0.370 | 17/07/2017 | ---   | ---   | ---   | ---   | ---        | 640@0.430  | --- | 2016 | ---    | --- | ---      | 2,197.53 | 0.288 | 0.589 | 3763 |
| 8,321,682  | 0.670 | ---    | ---    | --- | 17/08/2007 | 23/11/1999 | 5143 | N. LEVEDERIS SA (CB)   | 0.097 | ---      | 0.097 | 17/07/2017 | ---   | ---   | ---   | ---   | 2000@0.080 | 10@0.116   | --- | 2016 | ---    | --- | ---      | 1,224.18 | 0.088 | 0.242 | 1757 |
| 2,160,524  | 0.670 | 0.0436 | 0.0436 | --- | 04/08/2016 | 23/11/1999 | 5144 | N. LEVEDERIS SA (PB)   | 0.193 | ---      | 0.193 | 17/07/2017 | 0.193 | 0.193 | 0.193 | 0.193 | 500@0.155  | ---        | --- | 2016 | 15,763 | 2   | 3,042.26 | 1,224.18 | 0.119 | 0.328 | 1757 |
| 9,567,289  | 0.300 | ---    | ---    | --- | 01/07/2004 | 19/11/2007 | 5062 | MARAC ELECTRONICS (CR) | 0.298 | ---      | 0.298 | 17/07/2017 | ---   | ---   | ---   | ---   | ---        | 6464@0.239 | --- | 2015 | ---    | --- | ---      | 2,851.05 | 0.298 | 0.298 | 9578 |
| 24,319,250 | 0.300 | ---    | ---    | --- | 09/07/2002 | 04/07/2007 | 5111 | PROODEFTIKH SA (CR)    | 0.048 | 20.00 #  | 0.040 | 17/07/2017 | 0.048 | 0.048 | 0.048 | 0.048 | ---        | ---        | --- | 2015 | 1,400  | 6   | 67.20    | 1,167.32 | 0.020 | 0.063 | 2357 |
| 766,000    | 1.00  | ---    | ---    | --- | 01/07/2004 | 11/12/2012 | 4937 | TRIA ALFA SA (CR)      | 1.76  | ---      | 1.76  | 17/07/2017 | ---   | ---   | ---   | ---   | ---        | 2@1.76     | --- | 2016 | ---    | --- | ---      | 1,553.96 | 1.70  | 2.59  | 3763 |
| 245,000    | 1.00  | ---    | ---    | --- | 19/07/2010 | 11/12/2012 | 4938 | TRIA ALFA SA (PR)      | 0.840 | -20.00 € | 1.05  | 17/07/2017 | 0.840 | 0.840 | 0.840 | 0.840 | ---        | 100@1.08   | --- | 2016 | 70     | 1   | 58.80    | 1,553.96 | 0.840 | 1.63  | 3763 |

## Suspension Status

|             |       |     |     |     |            |            |      |               |       |     |       |            |     |     |     |     |     |     |     |     |     |     |     |          |       |       |      |
|-------------|-------|-----|-----|-----|------------|------------|------|---------------|-------|-----|-------|------------|-----|-----|-----|-----|-----|-----|-----|-----|-----|-----|-----|----------|-------|-------|------|
| 215,246,452 | 0.300 | --- | --- | --- | 25/06/2001 | 24/09/2001 | 4446 | ALTEC SA (CR) | 0.012 | --- | 0.012 | 30/11/2015 | --- | --- | --- | --- | --- | --- | --- | --- | --- | --- | --- | 2,582.96 | 0.012 | 0.012 | 9533 |
|-------------|-------|-----|-----|-----|------------|------------|------|---------------|-------|-----|-------|------------|-----|-----|-----|-----|-----|-----|-----|-----|-----|-----|-----|----------|-------|-------|------|

| Number of Outstanding Securities | Nominal Value | Dividends [1] |        |      | Date of Last Coupon |            | Note | Shares                         | Closing price | % change | Previous closing price/date | Open price   | Price min | Price max | Last price | Avg price | Last Bid [7] | Last Ask [7] | P/E after | Year | Volume | Trades | Transactions Value[8] | Company Mkt Value (thou. €) | Year low   | Year high | Sector[4] |      |
|----------------------------------|---------------|---------------|--------|------|---------------------|------------|------|--------------------------------|---------------|----------|-----------------------------|--------------|-----------|-----------|------------|-----------|--------------|--------------|-----------|------|--------|--------|-----------------------|-----------------------------|------------|-----------|-----------|------|
|                                  |               | 2014          | 2015   | 2016 | Dividend [2]        | Right      |      |                                |               |          |                             |              |           |           |            |           |              |              |           |      |        |        |                       |                             |            |           |           |      |
| 20,255,805                       | 0.300         | ---           | ---    | ---  | 22/08/2006          | 02/08/2010 | 5136 | AXON HOLDING SA (CR)           | 0.058         | ---      | 0.058                       | 28/04/2017   | ---       | ---       | ---        | ---       | ---          | ---          | ---       | ---  | ---    | ---    | ---                   | 1,174.84                    | 0.007      | 0.066     | 4533      |      |
| 13,555,100                       | 1.00          | ---           | ---    | ---  | 08/07/2005          | 08/07/2005 | 4576 | MICROLAND COMPUTERS SA (CR)    | 0.640         | ---      | 0.640                       | 14/07/2009   | ---       | ---       | ---        | ---       | ---          | ---          | ---       | ---  | ---    | ---    | ---                   | ---                         | 8,675.26   | 0.640     | 0.640     | 5379 |
| 40,946,303                       | 0.360         | ---           | ---    | ---  | 18/07/2005          | 27/11/2007 | 5089 | PC SYSTEMS SA (CR)             | 0.006         | ---      | 0.006                       | 31/03/2016   | ---       | ---       | ---        | ---       | ---          | ---          | ---       | ---  | ---    | ---    | ---                   | ---                         | 245.68     | 0.006     | 0.006     | 9533 |
| 33,301,715                       | 0.320         | ---           | ---    | ---  | 27/06/2003          | 08/07/2009 | 5135 | AEGEK (CR)                     | 0.035         | ---      | 0.035                       | 27/04/2017   | ---       | ---       | ---        | ---       | ---          | ---          | ---       | ---  | ---    | ---    | ---                   | ---                         | 1,165.56   | 0.031     | 0.056     | 2357 |
| 5,000,000                        | 0.400         | ---           | ---    | ---  | 03/06/2009          | 01/09/2014 | 5087 | ALCO HELLAS SA (CR)            | 0.180         | ---      | 0.180                       | 31/03/2015   | ---       | ---       | ---        | ---       | ---          | ---          | ---       | ---  | ---    | ---    | ---                   | ---                         | 900.00     | 0.180     | 0.180     | 1753 |
| 14,870,100                       | 0.300         | ---           | ---    | ---  | 15/05/2008          | 26/09/2011 | 5130 | ALPHA GRISSIN S.A. (CR)        | 0.014         | ---      | 0.014                       | 13/04/2017   | ---       | ---       | ---        | ---       | ---          | ---          | ---       | ---  | ---    | ---    | ---                   | ---                         | 208.18     | 0.014     | 0.031     | 9533 |
| 81,644,555                       | 0.300         | ---           | ---    | ---  | 01/07/2008          | 02/09/2002 | 5098 | ATTI - KAT SA (CR)             | 0.012         | ---      | 0.012                       | 29/05/2015   | ---       | ---       | ---        | ---       | ---          | ---          | ---       | ---  | ---    | ---    | ---                   | ---                         | 979.73     | 0.012     | 0.012     | 2357 |
| 20,121,710                       | 1.21          | ---           | ---    | ---  | 27/07/1992          | 12/03/2003 | 5002 | BALKAN R.E. (CR)               | 0.190         | ---      | 0.190                       | 29/08/2013   | ---       | ---       | ---        | ---       | ---          | ---          | ---       | ---  | ---    | ---    | ---                   | ---                         | 3,823.12   | 0.190     | 0.190     | 8633 |
| 33,930,000                       | 0.300         | ---           | ---    | ---  | 03/07/2006          | 30/05/2001 | 4865 | BABIS VOVOS SA (CR)            | 0.304         | ---      | 0.304                       | 30/03/2012   | ---       | ---       | ---        | ---       | ---          | ---          | ---       | ---  | ---    | ---    | ---                   | ---                         | 10,314.72  | 0.304     | 0.304     | 8633 |
| 6,000,000                        | 0.600         | ---           | ---    | ---  | 13/06/2008          | 08/04/2004 | 5137 | EUROBROKERS S.A. (CR)          | 0.007         | ---      | 0.007                       | 28/04/2017   | ---       | ---       | ---        | ---       | ---          | ---          | ---       | ---  | ---    | ---    | ---                   | ---                         | 42.00      | 0.007     | 0.010     | 8534 |
| 7,847,611                        | 1.20          | ---           | ---    | ---  | 01/08/2007          | 28/09/2011 | 4939 | EDRASIS - C. PSALLIDAS SA (CR) | 0.150         | ---      | 0.150                       | 29/11/2012   | ---       | ---       | ---        | ---       | ---          | ---          | ---       | ---  | ---    | ---    | ---                   | ---                         | 1,177.14   | 0.150     | 0.150     | 2357 |
| 36,748,909                       | 0.730         | ---           | ---    | ---  | 15/12/2005          | 13/12/2006 | 5109 | HEL. SUGAR INDUSTRY SA (CB)    | 0.075         | ---      | 0.075                       | 29/02/2016   | ---       | ---       | ---        | ---       | ---          | ---          | ---       | ---  | ---    | ---    | ---                   | ---                         | 2,756.17   | 0.075     | 0.075     | 3577 |
| 30,390,000                       | 0.310         | ---           | ---    | ---  | 18/08/2008          | 29/12/2006 | 5099 | HELLENIC FISHFARMING SA (CR)   | 0.070         | ---      | 0.070                       | 02/06/2015   | ---       | ---       | ---        | ---       | ---          | ---          | ---       | ---  | ---    | ---    | ---                   | ---                         | 2,127.30   | 0.070     | 0.070     | 3573 |
| 13,692,227                       | 1.47          | ---           | ---    | ---  | 07/07/2006          | 08/10/1999 | 5049 | HELLENIC FABRICS SA (CR)       | 0.117         | ---      | 0.117                       | 31/03/2014   | ---       | ---       | ---        | ---       | ---          | ---          | ---       | ---  | ---    | ---    | ---                   | ---                         | 1,601.99   | 0.117     | 0.117     | 3763 |
| 13,404,440                       | 8.63          | ---           | ---    | ---  | 02/04/2001          | 06/03/1992 | 4822 | IONIAN HOTELS SA (CR)          | 10.02         | ---      | 10.02                       | 22/06/2017   | ---       | ---       | ---        | ---       | ---          | ---          | ---       | ---  | ---    | ---    | ---                   | ---                         | 134,312.49 | 9.30      | 10.02     | 5753 |
| 24,619,524                       | 0.500         | ---           | ---    | ---  | 10/10/1986          | 30/12/2002 | 4914 | KERAMIA-ALLATINI (CR)          | 0.088         | ---      | 0.088                       | 30/08/2012   | ---       | ---       | ---        | ---       | ---          | ---          | ---       | ---  | ---    | ---    | ---                   | ---                         | 2,166.52   | 0.088     | 0.088     | 8633 |
| 23,286,253                       | 0.990         | 0.2406        | ---    | ---  | 14/08/2015          | 15/09/2014 | 5128 | KYRIAKIDIS MARBLES SA (CR)     | 4.50          | ---      | 4.50                        | 22/06/2017   | ---       | ---       | ---        | ---       | ---          | ---          | ---       | ---  | ---    | ---    | ---                   | ---                         | 104,788.14 | 3.04      | 4.90      | 2353 |
| 66,937,526                       | 0.700         | ---           | ---    | ---  | 13/08/2010          | 21/05/2003 | 5003 | MICHANIKI SA (CR)              | 0.100         | ---      | 0.100                       | 29/08/2013   | ---       | ---       | ---        | ---       | ---          | ---          | ---       | ---  | ---    | ---    | ---                   | ---                         | 9,186.78   | 0.100     | 0.100     | 2357 |
| 25,968,987                       | 0.700         | ---           | ---    | ---  | 13/08/2010          | 21/05/2003 | 5004 | MICHANIKI SA (PR)              | 0.096         | ---      | 0.096                       | 29/08/2013   | ---       | ---       | ---        | ---       | ---          | ---          | ---       | ---  | ---    | ---    | ---                   | ---                         | 9,186.78   | 0.096     | 0.096     | 2357 |
| 255,459,600                      | 0.300         | ---           | ---    | ---  | 26/06/2000          | 03/12/2010 | 5101 | NEL SA (CR)                    | 0.070         | ---      | 0.070                       | 31/08/2015   | ---       | ---       | ---        | ---       | ---          | ---          | ---       | ---  | ---    | ---    | ---                   | ---                         | 17,882.17  | 0.070     | 0.070     | 5759 |
| 23,463,874                       | 0.800         | ---           | ---    | ---  | 23/05/2003          | 21/12/1999 | 4918 | NEORION SA (CR)                | 0.125         | ---      | 0.125                       | 30/08/2012   | ---       | ---       | ---        | ---       | ---          | ---          | ---       | ---  | ---    | ---    | ---                   | ---                         | 2,932.98   | 0.125     | 0.125     | 2753 |
| 41,068,800                       | 0.420         | (0.03)        | 0.1205 | ---  | 19/08/2016          | 17/02/2016 | 5129 | CRETE PLASTICS SA (CR)         | 5.33          | ---      | 5.33                        | 03/04/2017   | ---       | ---       | ---        | ---       | 900@4.80     | ---          | ---       | ---  | ---    | ---    | ---                   | ---                         | 218,896.70 | 4.77      | 5.35      | 1357 |
| 144,688,060                      | 0.600         | ---           | ---    | ---  | 21/04/2008          | 10/03/2010 | 4982 | T BANK (CR)                    | 0.048         | ---      | 0.052                       | # 29/11/2011 | ---       | ---       | ---        | ---       | ---          | ---          | ---       | ---  | ---    | ---    | ---                   | ---                         | 6,945.03   | 0.048     | 0.048     | 8355 |
| 284,465,964                      | 3.70          | ---           | ---    | ---  | 20/06/2008          | 15/06/2009 | 4913 | TT HELLENIC POSTBANK (CR)      | 0.168         | ---      | 0.239                       | # 29/08/2012 | ---       | ---       | ---        | ---       | ---          | ---          | ---       | ---  | ---    | ---    | ---                   | ---                         | 47,790.28  | 0.168     | 0.168     | 8355 |
| 13,920,000                       | 0.320         | ---           | ---    | ---  | 19/11/2001          | 01/08/2000 | 4726 | TEXAPRET SA (CR)               | 0.080         | ---      | 0.080                       | 28/02/2011   | ---       | ---       | ---        | ---       | ---          | ---          | ---       | ---  | ---    | ---    | ---                   | ---                         | 1,113.60   | 0.080     | 0.080     | 3763 |
| 100,793,572                      | 0.300         | ---           | ---    | ---  | 16/07/2009          | 11/02/2016 | 5110 | TELETIPOS SA (CR)              | 0.060         | ---      | 0.060                       | 07/03/2016   | ---       | ---       | ---        | ---       | ---          | 5@0.048      | ---       | ---  | ---    | ---    | ---                   | ---                         | 6,047.61   | 0.060     | 0.060     | 5553 |
| 510,840                          | 1.00          | ---           | ---    | ---  | 15/07/2008          | 21/11/2013 | 5036 | TROPEA HOLDING (CR)            | 2.00          | ---      | 0.020                       | # 30/03/2012 | ---       | ---       | ---        | ---       | ---          | ---          | ---       | ---  | ---    | ---    | ---                   | ---                         | 1,021.68   | 2.00      | 2.00      | 3722 |

Shares' Notes

| Code | Note text  |
|------|--|
| ( )  | - Adjusted dividends.  |
| *    | - Last adjusted closing price.   |
| [1]  | - Net dividends.   |
| [2]  | - The "Date of Last Coupon" for New listings refers to the date company's stocks started to trade in Athex   |
| [3]  | - The Company Market Value is referred to the number of outstanding shares   |
| [4]  | - Sectors codification can be found in Appendix A  |
| [5]  | - The Market Value refers to the total number of shares listed (including their several classes) in the exchange by the company.   |
| [6]  | - P/E greater than 100   |
| [7]  | - Last view of the Order Book before the end of the trading session  |
| [8]  | - All Blocks Methods' Transactions Value are included.   |
| 4446 | - Transfer to the "Under Supervision" Category as of 20/10/2008.   |
| 4576 | - Suspension of trading as of 14/7/2009.   |
| 4690 | - Transfer to Surveillance category as of 4/4/2006.  |
| 4726 | - Suspension of trading as of 1/3/2011.  |
| 4750 | - Transfer to the "Under Surveillance Category" from 8/4/2011.   |
| 4795 | - The final gross (pre-tax) dividend is € 0.30 per share and subject to withholding tax on the full dividend amount, i.e. 0,45 per share, for those shareholders liable to withholding tax, in accordance with the applicable tax law provisions.  |
| 4814 | - Transfer to the Low Dispersion Category as of 30/5/2011.   |
| 4815 | - Transfer to the Low Dispersion Category as of 30/5/2011.   |
| 4817 | - Transfer to the Low Dispersion Category as of 30/5/2011.   |
| 4822 | - Transfer to the Low Dispersion category as of 30/5/2011.   |
| 4823 | - Transfer to the Low Dispersion category as of 4/4/2006.  |
| 4827 | - Transfer to the Low Dispersion category as of 5/5/2010.  |
| 4865 | - Suspension of trading as of 2/4/2012.  |
| 4882 | - Transfer to the Surveillance Category as of 10/4/2012.   |
| 4887 | - Transfer to the Surveillance Category as of 10/4/2012.   |
| 4888 | - Transfer to the Surveillance Category as of 10/4/2012.   |
| 4912 | - Transfer to the Surveillance Category as of 31/7/2012.   |
| 4913 | - Suspension of trading as of 30/8/2012.   |
| 4914 | - Suspension of trading as of 31/8/2012.   |
| 4918 | - Suspension of trading as of 31/8/2012.   |
| 4937 | - Transfer to the UNDER DELETION category as of 30/11/2012.  |
| 4938 | - Transfer to the UNDER DELETION category as of 30/11/2012.  |
| 4939 | - Suspension of trading as of 30/11/2012.  |
| 4955 | - Transfer to the Surveillance Category as from 5/4/2013.  |
| 4956 | - Transfer to the Surveillance Category as from 5/4/2013.  |
| 4957 | - Transfer to the Surveillance Category as from 5/4/2013.  |
| 4958 | - Transfer to the Surveillance Category as from 5/4/2013.  |
| 4959 | - Transfer to the Surveillance Category as from 5/4/2013.  |
| 4977 | - Transfer to the "Under Surveillance Category" from 11/6/2013.  |
| 4982 | - Suspension of trading as of 1/12/2011.   |
| 4983 | - Transfer to the Surveillance Category as of 5/4/2013.  |
| 4985 | - Transfer to the "Under Surveillance Category" from 8/4/2011.   |
| 4997 | - Transfer to the Under Supervision Category as of 21/12/2009. - The 6,870,053 new (CB) shares, resulting from the recent share capital increase through a rights issue, are not yet admitted to trading on the ATHEX.   |
| 5002 | - Suspension of trading as of 30/08/2013.  |
| 5003 | - Suspension of trading as of 30/08/2013.  |
| 5004 | - Suspension of trading as of 30/08/2013.  |
| 5007 | - Transfer to the Surveillance category, as of 11/10/2013.   |
| 5031 | - The 612,300 new (CR) shares, resulting from the recent share capital increase through a rights issue, are not yet admitted to trading on the ATHEX.  |
| 5036 | - The company's share is under suspension of trading as of 2/4/2012. During suspension, the company proceeded and concluded a share reverse split, according to which - after the conclusion of the corporate action - the total number of the company's shares, as well as, the last closing price of 30/03/2012 were adjusted. |
| 5046 | - Transfer to the Low Dispersion category as of 8/4/2011.  |



## Shares' Notes

| Code | Note text  |
|------|--|
| 5049 | - Under suspension of trading as of 1/4/2014.  |
| 5057 | - Transfer to the Surveillance Category as of 29/12/2011.  |
| 5058 | - Transfer to the Surveillance Category as of 29/12/2011.  |
| 5062 | - Transfer to the UNDER DELETION category as of 4/6/2014.  |
| 5080 | - Suspension of trading as of 6/9/2011.  |
| 5087 | - Suspension of trading as of 1/4/2015.  |
| 5089 | - Transfer to the Surveillance Category as of 8/4/2015.  |
| 5092 | - Transfer to the UNDER DELETION category as of 8/4/2015.  |
| 5093 | - Transfer to the Surveillance Category as of 8/4/2015.  |
| 5094 | - Transfer to the Surveillance Category as of 8/4/2015.  |
| 5095 | - Transfer to the Surveillance Category as from 9/4/2015.  |
| 5098 | - Suspension of trading as of 2/6/2015.  |
| 5099 | - Suspension of trading as of 3/6/2015.  |
| 5101 | - Suspension of trading as of 1/9/2015.  |
| 5104 | - Transfer to the "Low Dispersion" Category as of 31/10/2014. Change of the company name from "MIG REAL ESTATE R.E.I.C." to "NBG PANGAEA R.E.I.C." as of 30/12/2015.   |
| 5109 | - Suspension of trading as of 01/03/2016.  |
| 5110 | - Suspension of trading as of 08/03/2016.  |
| 5111 | - Transfer to the Under Deletion Category as of 15/04/2016.  |
| 5112 | - Transfer to the Surveillance Category as of 15/04/2016.  |
| 5113 | - Transfer to the Surveillance Category as of 15/04/2016.  |
| 5114 | - Transfer to the Surveillance Category as of 15/04/2016.  |
| 5115 | - Transfer to the Surveillance Category as of 15/04/2016.  |
| 5116 | - Transfer to the Low Dispersion Category as of 20/4/2016.   |
| 5118 | - Transfer to the Surveillance Category as of 25/11/2011. Issue of a Convertible Bond Loan in progress through a rights issue. Rights' trading period on ATHEX: 22/09/2016 - 03/10/2016, pre-emption rights' subscription period: 22/09/2016 - 06/10/2016. |
| 5123 | - Transfer to the Surveillance Category as of 10/4/2014.   |
| 5124 | - The 30,874,635 new (CR) shares, resulting from the recent share capital increase through a rights issue, are not yet admitted to trading on the ATHEX.   |
| 5127 | - Transfer to the Low Dispersion Category as of 03/03/2017.  |
| 5128 | - Transfer to the Low Dispersion Category as of 24/03/2017.  |
| 5129 | - Suspension of trading as of 04/04/2017.  |
| 5130 | - Suspension of trading as of 18/04/2017.  |
| 5135 | - Suspension of trading as of 28/04/2017.  |
| 5136 | - Suspension of trading as of 02/05/2017.  |
| 5137 | - Suspension of trading as of 02/05/2017.  |
| 5140 | - Transfer to the Surveillance Category as of 10/05/2017.  |
| 5141 | - Transfer to the Surveillance Category as of 10/05/2017.  |
| 5142 | - Transfer to the Under Deletion Category as of 10/05/2017.  |
| 5143 | - Transfer to the Under Deletion Category as of 10/05/2017.  |
| 5144 | - Transfer to the Under Deletion Category as of 10/05/2017.  |
| 5145 | - Transfer to the Under Deletion Category as of 10/05/2017.  |
| 5146 | - Transfer to the Surveillance Category as of 10/4/2012. The 77,573,688 new (CR) shares, resulting from the recent share capital increase through a rights issue, are not yet admitted to trading on the ATHEX.  |

Securities Blocks Details

| Securities             | Block Volume | Price | Block Trade Value | Time of approval | Note |
|------------------------|--------------|-------|-------------------|------------------|------|
| FOURLIS (CR)           | 120,000      | 5.85  | 702,000.00        | 10:49:30         | 20   |
| TITAN CEMENT (CR)      | 12,500       | 25.62 | 320,187.50        | 10:54:16         | 20   |
| OTE (CR)               | 230,000      | 10.92 | 2,510,450.00      | 12:36:31         | 20   |
| ALPHA BANK (CR)        | 390,000      | 2.28  | 887,250.00        | 15:13:12         | 20   |
| EUROBANK ERGASIAS (CR) | 600,000      | 0.990 | 594,000.00        | 17:10:29         | 20   |
| OTE (CR)               | 53,564       | 10.89 | 583,311.96        | 17:10:32         | 20   |
| OPAP (CR)              | 100,000      | 10.20 | 1,020,000.00      | 17:11:26         | 20   |
| OPAP (CR)              | 1,000,000    | 10.20 | 10,200,000.00     | 17:11:42         | 20   |
| OPAP (CR)              | 500,000      | 10.20 | 5,100,000.00      | 17:13:16         | 20   |
| OPAP (CR)              | 450,000      | 10.18 | 4,581,000.00      | 17:14:12         | 20   |

Blocks Notes

- 9 - Method 6-1 / Special Fees
- 10 - Method 6-1 / Special Fees, SDS
- 14 - Method 6-3 / Settlement, Incomplete Buy and Sell
- 18 - Method 6-2 / SPOT 1
- 19 - Method 6-2 / SPOT 2
- 20 - Method 6-1 and Method 6-1 Same Day Settlement
- 21 - Other Pre-agreed

**Shares Rights Details**

| Occured date | Exercise from | Exercise until | Trading until | <b>Rights</b> | Price min | Price max | Closing price | Last Bid | Last Ask | Volume | Trades | Transactions Value |
|--------------|---------------|----------------|---------------|---------------|-----------|-----------|---------------|----------|----------|--------|--------|--------------------|
|--------------|---------------|----------------|---------------|---------------|-----------|-----------|---------------|----------|----------|--------|--------|--------------------|

No Rights Transactions.

---

**Shares Forced Sales**

---

| Securities                     | Transaction<br>s Volume | Number of<br>Trades | Transactions<br>Value | Note |
|--------------------------------|-------------------------|---------------------|-----------------------|------|
| <b>No Forced Transactions.</b> |                         |                     |                       |      |

---

---

**Forced Sales Notes**

---

- 1 - Normal Forced Sale.
- 2 - Forced Sales of Fixed Registered Shares.
- 3 - Forced Sales of Remaining Stock Fractions.

**Forced Sales Registered Shares**

| Securities | Start Date | End Date | Initial Volume | Remaining Volume | Date | Avg price (day) | Avg price (period) | Number of Trades | Transactions Volume | Transactions Value |
|------------|------------|----------|----------------|------------------|------|-----------------|--------------------|------------------|---------------------|--------------------|
|------------|------------|----------|----------------|------------------|------|-----------------|--------------------|------------------|---------------------|--------------------|

No Fixed Registered Shares Forced Sales.

**Forced Sales Notes**

According to Decision 1/380/04.05.2008 of the Hellenic Republic Capital Market Commission, the certificated registered shares that have not been deposited to the issuer for dematerialisation, will be auctioned in the Athens Exchange by the supervising issuer. Forced sales procedure is held according to Article 99A of the Athens Exchange Rulebook. The average price of the period is calculated by dividing the Total transactions value by the Total volume and includes all the transactions made until the current date.

## Exchange Traded Funds (ETFs) Characteristics

|                                | Transactions<br>Date (T) | Creation /<br>Redemption | Units<br>(T-1) | New Units<br>(T-1) | Redemptio<br>n Units (T- | Units<br>(T) [1] | Fund Assets [2] | Net Unit<br>Price | Dividen<br>d per | Dividend<br>Date |
|--------------------------------|--------------------------|--------------------------|----------------|--------------------|--------------------------|------------------|-----------------|-------------------|------------------|------------------|
| ALPHA ETF FTSE Athex Large Cap | 18/07/2017               | 5,000                    | 619,082        | ---                | ---                      | 619,082          | 13,846,800.00   | 22.3667           | 0.37             | 30/06/2016       |

## ETFs Notes

[1] - Units (T) = Units (T-1) + New Units (T-1) - Redemption Units (T-1)

[2] - The Creation / Redemption Units of T-1 are included.

## Convertible Corporate Bonds - Regulated Market

| Num Listed Bonds | Nominal price | Issue price | Today's Rate | Exp. Date  | Duration (years) | Note | Coupon |           | Trading | Corporate Bonds                                  | Price min | Price max | Closing price | Previous closing price/date | Volume | Transactions Value | Last order |            |            | ear min  | Year max |
|------------------|---------------|-------------|--------------|------------|------------------|------|--------|-----------|---------|--|-----------|-----------|---------------|-----------------------------|--------|--------------------|------------|------------|------------|----------|----------|
|                  |               |             |              |            |                  |      | Common | Preferred |         |  |           |           |               |                             |        |                    | Price      | Buy / Sell | Date       |          |          |
| 233,723,142      | 0.30          | 0.30        | 1.00         | 11/10/2025 | 9                | ---  | 4      | ---       | 1       | FORTHNET S.A. (Convertible)                      | ---       | ---       | ---           | ---                         | ---    | ---                | 0.2000     | B          | 10/05/2017 | 100.0000 | 100.0000 |
| 1,774,359        | 13.76         | 9.77        | 0.00         | 21/10/2025 | 18               | ---  | 26     | ---       | 1       | NIREUS S.A. (Convertible)                        | ---       | ---       | ---           | 89.1000 20/06/2017          | ---    | ---                | 9.9900     | B          | 18/07/2017 | 89.1000  | 99.0000  |
| 212,237,880      | 1.00          | 1.00        | 6.30         | 29/07/2020 | 7                | ---  | 16     | ---       | 1       | MARFIN INVESTMENT GROUP S.A. SERIES B (Convert.) | ---       | ---       | ---           | 0.9000 10/04/2017           | ---    | ---                | 40.0000    | B          | 17/07/2017 | 0.8500   | 0.9000   |
| 163,009,139      | 1.00          | 1.00        | 7.00         | 29/07/2019 | 6                | ---  | 16     | ---       | 1       | MARFIN INVESTMENT GROUP S.A. SERIES A (Convert.) | ---       | ---       | ---           | 1.0000 23/08/2013           | ---    | ---                | 0.3000     | B          | 18/07/2017 | 1.0000   | 1.0000   |

## Corporate Bonds Notes

Transactions Volume = (Pieces) \* (Nominal Price). Transactions Value = (Pieces) \* (Nominal Price) \* (price %) + (Accrued interest).

The price of a Bond is stated as a percentage (%) of Bond's Nominal Price.

Nominal Price in Euros (€), except if it is noted differently.

## Non Convertible Corporate Bonds - Regulated Market

| Num Listed Bonds | Nominal price | Issue price | Today's Rate | Exp. Date  | Duration (years) | Note | Coupon |           | Trading | Corporate Bonds                            | Accrued Int. | Yield.T.Mat | Price min | Price max | Closing price | Previous closing price/date | Volume     | Transactions Value | Last order |            |      | ear min    | Year max |          |
|------------------|---------------|-------------|--------------|------------|------------------|------|--------|-----------|---------|--|--------------|-------------|-----------|-----------|---------------|-----------------------------|------------|--------------------|------------|------------|------|------------|----------|----------|
|                  |               |             |              |            |                  |      | Common | Preferred |         |  |              |             |           |           |               |                             |            |                    | Price      | Buy / Sell | Date |            |          |          |
| 300,000          | 1,000.00      | 1,000.00    | 3.10         | 27/06/2022 | 5                | ---  | 1      | ---       | 1       | MYTILINEOS HOLDINGS S.A. (Non Convertible) | 1.9806       | 3.0710      | 100.0300  | 100.1500  | 100.1000      | 100.0300                    | 17/07/2017 | 461,000            | 462,367.01 | 100.0500   | B    | 18/07/2017 | 100.0100 | 100.6400 |
| 50,000           | 1,000.00      | 1,000.00    | 4.25         | 20/06/2022 | 5                | ---  | 1      | ---       | 1       | SYSTEMS SUNLIGHT S.A. (Non Convertible)    | 3.5417       | 4.0920      | 100.6000  | 100.6000  | 100.6000      | 100.6100                    | 17/07/2017 | 160,000            | 161,526.67 | 100.5000   | B    | 18/07/2017 | 100.0100 | 101.3500 |
| 200,000          | 1,000.00      | 1,000.00    | 3.50         | 21/03/2022 | 5                | ---  | 1      | ---       | 1       | O.P.A.P. S.A. (Non Convertible)            | 11.7639      | 2.9830      | 101.8700  | 102.0400  | 102.0023      | 101.8910                    | 17/07/2017 | 290,000            | 299,188.83 | 101.9000   | B    | 18/07/2017 | 100.2800 | 102.1000 |
| 40,000,000       | 1.00          | 1.00        | 5.00         | 04/10/2021 | 5                | ---  | 4      | ---       | 1       | HOUSEMARKET S.A. (Non Convertible)         | 0.0022       | 4.2760      | ---       | ---       | ---           | 102.0000                    | 12/07/2017 | ---                | ---        | 101.6800   | B    | 18/07/2017 | 100.1895 | 102.7000 |

## Corporate Bonds Notes

Transactions Volume = (Pieces) \* (Nominal Price). Transactions Value = (Pieces) \* (Nominal Price) \* (price %) + (Accrued interest).

The price of a Bond is stated as a percentage (%) of Bond's Nominal Price.

Nominal Price in Euros (€), except if it is noted differently.



## Government Bonds

| Number Listed Bonds | Nominal price | Today's Rate | Accrued Interest Calc | Exp. Date [1] | Duration (years) | Note | Coupons Date  | Curr. coupon value | Trading Unit | Government Bonds               | Price min | Price max | Closing price | Previous closing price/date | Volume | Transactions Value | Price | Last order Buy / Sell | Date |
|---------------------|---------------|--------------|-----------------------|---------------|------------------|------|---------------|--------------------|--------------|--------------------------------|-----------|-----------|---------------|-----------------------------|--------|--------------------|-------|-----------------------|------|
| 1,792,455,803       | 1.00          | 3.00         | Actual/Actual         | 24/02/2023    | 11               | ---  | 24/02         | 3.00               | 1            | GGB-FXD-240223-11Y-2.000-1.00  | ---       | ---       | ---           | 10.0000 22/06/2015          | ---    | ---                | ---   | ---                   | ---  |
| 1,771,485,249       | 1.00          | 3.00         | Actual/Actual         | 24/02/2024    | 12               | ---  | 24/02         | 3.00               | 1            | GGB-FXD-240224-12Y-2.000-1.00  | ---       | ---       | ---           | 10.0000 22/06/2015          | ---    | ---                | ---   | ---                   | ---  |
| 1,744,316,583       | 1.00          | 3.00         | Actual/Actual         | 24/02/2025    | 13               | ---  | 24/02         | 3.00               | 1            | GGB-FXD-240225-13Y-2.000-1.00  | ---       | ---       | ---           | 10.0000 22/06/2015          | ---    | ---                | ---   | ---                   | ---  |
| 1,498,761,836       | 1.00          | 3.00         | Actual/Actual         | 24/02/2026    | 14               | ---  | 24/02         | 3.00               | 1            | GGB-FXD-240226-14Y-2.000-1.00  | ---       | ---       | ---           | 10.0000 22/06/2015          | ---    | ---                | ---   | ---                   | ---  |
| 1,469,952,920       | 1.00          | 3.00         | Actual/Actual         | 24/02/2027    | 15               | ---  | 24/02         | 3.00               | 1            | GGB-FXD-240227-15Y-2.000-1.00  | ---       | ---       | ---           | 10.0000 22/06/2015          | ---    | ---                | ---   | ---                   | ---  |
| 1,525,434,082       | 1.00          | 3.00         | Actual/Actual         | 24/02/2028    | 16               | ---  | 24/02         | 3.00               | 1            | GGB-FXD-240228-16Y-2.000-1.00  | ---       | ---       | ---           | 10.0000 22/06/2015          | ---    | ---                | ---   | ---                   | ---  |
| 1,503,860,546       | 1.00          | 3.00         | Actual/Actual         | 24/02/2029    | 17               | ---  | 24/02         | 3.00               | 1            | GGB-FXD-240229-17Y-2.000-1.00  | ---       | ---       | ---           | 10.0000 22/06/2015          | ---    | ---                | ---   | ---                   | ---  |
| 1,435,418,132       | 1.00          | 3.00         | Actual/Actual         | 24/02/2030    | 18               | ---  | 24/02         | 3.00               | 1            | GGB-FXD-240230-18Y-2.000-1.00  | ---       | ---       | ---           | 10.0000 22/06/2015          | ---    | ---                | ---   | ---                   | ---  |
| 1,368,045,727       | 1.00          | 3.00         | Actual/Actual         | 24/02/2031    | 19               | ---  | 24/02         | 3.00               | 1            | GGB-FXD-240231-19Y-2.000-1.00  | ---       | ---       | ---           | 10.0000 22/06/2015          | ---    | ---                | ---   | ---                   | ---  |
| 1,373,758,194       | 1.00          | 3.00         | Actual/Actual         | 24/02/2032    | 20               | ---  | 24/02         | 3.00               | 1            | GGB-FXD-240232-20Y-2.000-1.00  | ---       | ---       | ---           | 10.0000 22/06/2015          | ---    | ---                | ---   | ---                   | ---  |
| 1,452,639,893       | 1.00          | 3.00         | Actual/Actual         | 24/02/2033    | 21               | ---  | 24/02         | 3.00               | 1            | GGB-FXD-240233-21Y-2.000-1.00  | ---       | ---       | ---           | 10.0000 22/06/2015          | ---    | ---                | ---   | ---                   | ---  |
| 1,410,344,954       | 1.00          | 3.00         | Actual/Actual         | 24/02/2034    | 22               | ---  | 24/02         | 3.00               | 1            | GGB-FXD-240234-22Y-2.000-1.00  | ---       | ---       | ---           | 10.0000 22/06/2015          | ---    | ---                | ---   | ---                   | ---  |
| 1,444,202,190       | 1.00          | 3.00         | Actual/Actual         | 24/02/2035    | 23               | ---  | 24/02         | 3.00               | 1            | GGB-FXD-240235-23Y-2.000-1.00  | ---       | ---       | ---           | 10.0000 22/06/2015          | ---    | ---                | ---   | ---                   | ---  |
| 1,505,138,031       | 1.00          | 3.00         | Actual/Actual         | 24/02/2036    | 24               | ---  | 24/02         | 3.00               | 1            | GGB-FXD-240236-24Y-2.000-1.00  | ---       | ---       | ---           | 10.0000 22/06/2015          | ---    | ---                | ---   | ---                   | ---  |
| 1,396,254,095       | 1.00          | 3.00         | Actual/Actual         | 24/02/2037    | 25               | ---  | 24/02         | 3.00               | 1            | GGB-FXD-240237-25Y-2.000-1.00  | ---       | ---       | ---           | 10.0000 22/06/2015          | ---    | ---                | ---   | ---                   | ---  |
| 1,382,167,704       | 1.00          | 3.00         | Actual/Actual         | 24/02/2038    | 26               | ---  | 24/02         | 3.00               | 1            | GGB-FXD-240238-26Y-2.000-1.00  | ---       | ---       | ---           | 10.0000 22/06/2015          | ---    | ---                | ---   | ---                   | ---  |
| 1,337,331,257       | 1.00          | 3.00         | Actual/Actual         | 24/02/2039    | 27               | ---  | 24/02         | 3.00               | 1            | GGB-FXD-240239-27Y-2.000-1.00  | ---       | ---       | ---           | 10.0000 22/06/2015          | ---    | ---                | ---   | ---                   | ---  |
| 1,371,908,706       | 1.00          | 3.00         | Actual/Actual         | 24/02/2040    | 28               | ---  | 24/02         | 3.00               | 1            | GGB-FXD-240240-28Y-2.000-1.00  | ---       | ---       | ---           | 10.0000 22/06/2015          | ---    | ---                | ---   | ---                   | ---  |
| 1,360,659,778       | 1.00          | 3.00         | Actual/Actual         | 24/02/2041    | 29               | ---  | 24/02         | 3.00               | 1            | GGB-FXD-240241-29Y-2.000-1.00  | ---       | ---       | ---           | 10.0000 22/06/2015          | ---    | ---                | ---   | ---                   | ---  |
| 1,432,747,403       | 1.00          | 3.00         | Actual/Actual         | 24/02/2042    | 30               | ---  | 24/02         | 3.00               | 1            | GGB-FXD-240242-30Y-2.000-1.00  | ---       | ---       | ---           | 10.0000 22/06/2015          | ---    | ---                | ---   | ---                   | ---  |
| 742,153             | 1,000.00      | 0.93         | FLR Actual/360        | 10/08/2019    | 5                | ---  | 10/02 - 10/08 | ---                | 1            | GGB-FLT-100819-05Y-0.934-1.000 | ---       | ---       | ---           | ---                         | ---    | ---                | ---   | ---                   | ---  |
| 4,030,827           | 1,000.00      | 4.75         | Actual/Actual         | 17/04/2019    | 5                | ---  | 17/04         | 4.75               | 1            | GGB-FXD-170419-05Y-4.750-1.000 | ---       | ---       | ---           | ---                         | ---    | ---                | ---   | ---                   | ---  |

## Government Bonds Notes

Transactions Volume = (Pieces) \* (Nominal Price). Transactions Value = (Pieces) \* (Nominal Price) \* (price %) + (Accrued interest).

The Value of current coupon for the issues with NV 0.01 euro refers to NV 100 euros

FLR: Floating Interest Rate.

[1] - The Expiration Date of the interest bearing period and the Date for coupon payment.

| Bonds in Circulation                                | Currency / Min nominal traded Value | Coupons Payment Date | Current Coupon Value | Note | Coupon | Trading Unit | Issue Date | Duration (years) | Today's Interest | A.I.C in days | Bonds                  | Last price of previous days |            | Last Outcry in Cash (euro) |      |            | Trades in Pieces | Life min | Life Max |
|---|-------------------------------------|----------------------|----------------------|------|--------|--------------|------------|------------------|------------------|---------------|------------------------|-----------------------------|------------|----------------------------|------|------------|------------------|----------|----------|
|   |                                     |                      |                      |      |        |              |            |                  |                  |               |                        | Price                       | 05/02/1996 | Buy / Sell                 | Date |            |                  |          |          |
| <b>Corporate Bonds in Foreign Currency and Euro</b> |                                     |                      |                      |      |        |              |            |                  |                  |               |                        |                             |            |                            |      |            |                  |          |          |
| 103,746   | GBP / 10                            | 01/12                | 0.25                 | ---  | 58     | 1            | 01/12/1930 | 98               | 2.5              | 360           | National Mortgage Bank | 2.27                        | 05/02/1996 | 2.27                       | S    | 05/02/1996 | ---              | 2.27     | 2.27     |
| 0   | GBP / 10                            | 01/12                | 0.25                 | ---  | 60     | 1            | 01/12/1928 | 100              | 2.5              | 360           | National Mortgage Bank | ---                         | ---        | ---                        | ---  | ---        | ---              | ---      | ---      |

## Government Bonds Notes

A.I.C: Accrued Interest Calculation base.

FLR: Floating Interest Rate.

The minimum tradeable Nominal Value for all Demeterialised Government Titles is 100 Euros.

(μτφρ-0)

**Athex & ATHEXClear Members List**

| Member Name   | Stock Market     |                 |     | Derivatives Market |               | ATHEXClear Member |             |              |                  |                 |
|---|------------------|-----------------|-----|--------------------|---------------|-------------------|-------------|--------------|------------------|-----------------|
|   | Address          | Phone           | Fax | Market Member      | Remote Member | Market Maker      | Proprietary | Market Maker | General Clearing | Direct Clearing |
| A. SARRIS SECURITIES S.A.                             |                  |                 |     | a                  |               |                   |             |              |                  |                 |
| 6, DRAGATSANIOU ATHINA                                | +30 2103367700   | 210-3312324     |     |                    |               |                   |             |              |                  |                 |
| ALPHA FINANCE INVESTMENT SERVICES S.A.                |                  |                 |     | a                  |               | a                 | a           | a            |                  | a               |
| 5, MERLIN ATHINA                                      | +30 2103677400   | 210-3331193     |     |                    |               |                   |             |              |                  |                 |
| ALPHA BANK A.E.                                       |                  |                 |     |                    |               |                   |             |              | a                |                 |
| 40, STADIOU STR ATHINA                                | (210)-3260000    | (210)-3264116   |     |                    |               |                   |             |              |                  |                 |
|   | (210)-3265546    | (210)-3265811   |     |                    |               |                   |             |              |                  |                 |
| 103, AVE. ATHINON ATHINA                              | +30 2103436820   | 210-3436270     |     |                    |               |                   |             |              |                  |                 |
| ARGUS STOCKBROKERS LTD                                |                  |                 |     | a                  | a             |                   | a           |              |                  |                 |
| 25, DIMOSTHENI SEVERI AVE NICOSIA                     | +357 22717000    | 0035722717070   |     |                    |               |                   |             |              |                  |                 |
| ATLANTIC SECURITIES LIMITED                           |                  |                 |     | a                  | a             |                   |             |              |                  |                 |
| 37, PRODROMOU NICOSIA                                 | +357 22445400    | 00357 22661914  |     |                    |               |                   |             |              |                  |                 |
| ATLAS SECURITIES S.A.                                 |                  |                 |     | a                  |               |                   | a           |              |                  |                 |
| , 125 MICHALAKOPOULOU & 14-16 VERVENON ATHINA         | +30 2103363300   | 210-3238925     |     |                    |               |                   |             |              |                  |                 |
| ATTICA BANK S.A.                                      |                  |                 |     |                    |               |                   |             |              | a                |                 |
| 54, AKADIMIAS STR. ATHINA                             | (210)-3390757    | (210)-3646090   |     |                    |               |                   |             |              |                  |                 |
| 23, OMIROU ATHINA                                     | +30 2103669261   | 210-3669265     |     |                    |               |                   |             |              |                  |                 |
| 23, OMIROU STR. ATHINA                                | (210)-3669000    | (210)-3669410   |     |                    |               |                   |             |              |                  |                 |
| AXIA VENTURES GROUP LTD                               |                  |                 |     | a                  | a             |                   |             |              |                  |                 |
| , KRANIDIOTI 10, OFFICE 102 NICOSIA                   | +357 227242000   | 357 22742001    |     |                    |               |                   |             |              |                  |                 |
| AXON SECURITIES S.A.                                  |                  |                 |     | a                  |               |                   | a           |              |                  |                 |
| 48, STADIOU ATHINA                                    | +30 2103363800   | 210-3243903     |     |                    |               |                   |             |              |                  |                 |
| BANK OF AMERICA MERRILL LYNCH                         |                  |                 |     | a                  | a             |                   |             |              |                  |                 |
| 2, KING EDWARD STREET LONDON                          | +44 20276281000  |                 |     |                    |               |                   |             |              |                  |                 |
| BETA SECURITIES S.A.                                  |                  |                 |     | a                  |               | a                 | a           |              |                  | a               |
| 29, ALEXANDRAS AVEN. & VRAILA ATHINA                  | +30 2106478900   | 210-6410139     |     |                    |               |                   |             |              |                  |                 |
| BNP PARIBAS SECURITIES SERVICES S.A.                  |                  |                 |     |                    |               |                   |             |              | a                |                 |
| 2, LAMPSAKOU ATHINA                                   | +30 2107468500   | 210-7468579-581 |     |                    |               |                   |             |              |                  |                 |
| CAPITAL SECURITIES S.A.                               |                  |                 |     | a                  |               |                   | a           |              |                  |                 |
| 58, MITROPOLEOS ATHINA                                | +30 2103369700   | +30 210 3369820 |     |                    |               |                   |             |              |                  |                 |
| CFS SECURITIES-INVESTMENT SERVICES S.A.               |                  |                 |     | a                  |               |                   |             |              |                  |                 |
| 3, PAPARRIGOPOULOU ATHINA                             | +30 2103360800   | +30 210-3360980 |     |                    |               |                   |             |              |                  |                 |
| CITIGROUP GLOBAL MARKET LTD                           |                  |                 |     | a                  | a             |                   |             |              |                  |                 |
| 1, CITIGROUP CENTER, CANADA SQ., CANARY WHARF LONDON  | +44 02079864000  |                 |     |                    |               |                   |             |              |                  |                 |
| CREDIT SUISSE SECURITIES (EUROPE) LIMITED             |                  |                 |     | a                  | a             |                   |             |              |                  |                 |
| , ONE CABOT SQUARE LONDON                             | +44 2078888888   |                 |     |                    |               |                   |             |              |                  |                 |
| CYCLOS SECURITIES S.A.                                |                  |                 |     | a                  |               |                   | a           |              |                  | a               |
| 39, PANEPISTIMIOU ATHINA                              | +30 2103364300   | +30 210-3239122 |     |                    |               |                   |             |              |                  |                 |
| D.A. TSEKOURAS SEC. S.A.                              |                  |                 |     | a                  |               |                   |             |              |                  |                 |
| 33, STADIOU ATHINA                                    | +30 2103245100   | 210-3211997     |     |                    |               |                   |             |              |                  |                 |
| DEUTSCHE BANK S.A.                                    |                  |                 |     | a                  | a             |                   | a           |              |                  |                 |
| 1, GREAT WINCHESTER STREET LONDON                     | +44 20 754 54209 | 00441133361437  |     |                    |               |                   |             |              |                  |                 |
| DYNAMIC SECURITIES S.A.                               |                  |                 |     | a                  |               |                   | a           |              |                  | a               |
| 8, OMIROU ATHINA                                      | +30 2103677700   | 210-3677777     |     |                    |               |                   |             |              |                  |                 |
| EL. PETROPOULAKIS SECURITIES S.A.                     |                  |                 |     | a                  |               |                   | a           |              |                  |                 |
| 9, ARISTEIDOU ATHINA                                  | +30 2103213928   | +30 210-3216810 |     |                    |               |                   |             |              |                  |                 |
| EUROBANK ERGASIAS S.A.                                |                  |                 |     |                    |               |                   |             |              | a                |                 |
| 8, OTHONOS ATHINA                                     | +30 2103337000   | 210-3245916     |     |                    |               |                   |             |              |                  |                 |
| 8, OTHONOS STR. ATHINA                                | (210)-3337969    | (210)-3245916   |     |                    |               |                   |             |              |                  |                 |
|   | (210)-3337000    | (210)-3233866   |     |                    |               |                   |             |              |                  |                 |
| EUROBANK SECURITIES INVESTMENT FIRM S.A               |                  |                 |     | a                  |               | a                 | a           | a            |                  | a               |
| , FILELLINON 10 & XENOFONTOS 13 ATHINA                | +30 2103720000   | 210-3720001     |     |                    |               |                   |             |              |                  |                 |
| EUROCORP SECURITIES S.A.                              |                  |                 |     | a                  |               |                   | a           |              |                  | a               |
| 14, SQ.FILIKIS ETAIRIAS ATHINA                        | +30 2107263500   | 210-7263666     |     |                    |               |                   |             |              |                  |                 |
| EUOTRUST BROKERAGE S.A.                               |                  |                 |     | a                  |               |                   |             |              |                  |                 |
| 113, SEVASTOULOPOLEOS ATHINA                          | +30 2103363100   | +30 210-3238334 |     |                    |               |                   |             |              |                  |                 |
| EUROXX SECURITIES S.A.                                |                  |                 |     | a                  |               | a                 | a           | a            |                  | a               |
| 7, PALAIOLOGOU CHALANDRI                              | (210)-6879400    | (210)-6879401   |     |                    |               |                   |             |              |                  |                 |
| 7, PALEOLOGOU CHALANDRI                               | +30 2106879400   | 210-6879401     |     |                    |               |                   |             |              |                  |                 |
| G. A. PERVANAS SECURITIES-INVESTMENT SERVICES CO S.A. |                  |                 |     | a                  |               |                   |             |              |                  |                 |
| 7-9, SOFOKLEOUS ATHINA                                | +30 2103727200   | 210-3210-291    |     |                    |               |                   |             |              |                  |                 |
| GLOBAL CAPITAL SECURITIES AND FINANCIAL SERVICES LTD  |                  |                 |     | a                  | a             |                   |             |              |                  |                 |
| 50, AVE. ARCHIEPISKOPOU MAKARIOU NICOSIA              | +357 22710710    | 357 22339332    |     |                    |               |                   |             |              |                  |                 |

Athex & ATHEXCclear Members List

| Member Name  | Stock Market   |                 |     | Derivatives Market |               | ATHEXCclear Member |             |              |                  |                 |
|--|----------------|-----------------|-----|--------------------|---------------|--------------------|-------------|--------------|------------------|-----------------|
|  | Address        | Phone           | Fax | Market Member      | Remote Member | Market Maker       | Proprietary | Market Maker | General Clearing | Direct Clearing |
| GUARDIAN TRUST SECURITIES S.A                            |                |                 |     | a                  |               |                    | a           |              |                  |                 |
| 31, ERMOU ATHINA   | +30 2103378700 | 210-3220498     |     |                    |               |                    |             |              |                  |                 |
| HELLENIC BANK (INVESTMENTS) LTD                          |                |                 |     |                    | a             |                    |             |              |                  |                 |
| , AVE. KYRIAKOU MATSI 31 - PO BOX 24747 NICOSIA          | +357 22500100  | 357 22500110    |     |                    |               |                    |             |              |                  |                 |
| HELLENICAMERICAN SEC. S.A.                               |                |                 |     | a                  |               | a                  | a           |              |                  | a               |
| 27, ANDREA PAPANDEOU ATHINA                              | +30 2103311100 | +30 210-3215968 |     |                    |               |                    |             |              |                  |                 |
| HSBC BANK PLC  |                |                 |     |                    |               |                    |             |              | a                |                 |
| 109-111, AVE. MESOGION ATHINA                            | +30 2106960000 | 210-6928000     |     |                    |               |                    |             |              |                  |                 |
| INDEX SECURITIES S.A.                                    |                |                 |     | a                  |               |                    |             |              |                  |                 |
| 6, DRAGATSANIOU ATHINA                                   | +30 2103213920 | +30 210-3213216 |     |                    |               |                    |             |              |                  |                 |
| INVESTMENT BANK OF GREECE S.A.                           |                |                 |     | a                  |               | a                  | a           | a            | a                |                 |
| 32, EGIALIAS & PARADISOU MAROUSI                         | +30 2108173111 | +30 210-6896325 |     |                    |               |                    |             |              |                  |                 |
| J. CHR. MAVRIKIS SECURITIES S.A.                         |                |                 |     | a                  |               |                    |             |              |                  |                 |
| 5, SOFOKLEOUS ATHINA                                     | +30 2103216730 | 210-3217767     |     |                    |               |                    |             |              |                  |                 |
| KAPPA SECURITIES S.A.                                    |                |                 |     | a                  |               |                    | a           |              |                  |                 |
| 15, VALAORITOU ATHINA                                    | +30 2103678600 | +30 210-3641002 |     |                    |               |                    |             |              |                  |                 |
| KARAMANOF SECURITIES-INV. SERVICES S.A.                  |                |                 |     | a                  |               |                    | a           |              |                  |                 |
| 2, SQ. AGION THEODORON ATHINA                            | +30 2103212947 | +30 210-3217088 |     |                    |               |                    |             |              |                  |                 |
| LAIKI FINANCIAL SERVICES LTD                             |                |                 |     |                    | a             |                    |             |              |                  |                 |
| 26, AVE. VYRONOS NICOSIA                                 | 357 22367367   | 357 22718567    |     |                    |               |                    |             |              |                  |                 |
| LEON DEPOLAS SECURITIES S.A.                             |                |                 |     | a                  |               | a                  | a           |              |                  |                 |
| 1, CHRISTOU LADA ATHINA                                  | +30 2103213276 | +30 210-3211618 |     |                    |               |                    |             |              |                  |                 |
| MAGNA TRUST SECURITIES S.A                               |                |                 |     | a                  |               |                    |             |              |                  |                 |
| 12-14, KARAGIORGI SERBIAS ATHINA                         | +30 2103800820 | 210-3220910     |     |                    |               |                    |             |              |                  |                 |
| MEGA EQUITY SECURITIES & FINANCIAL SERVICES PUBLIC LTD   |                |                 |     | a                  | a             |                    | a           |              |                  |                 |
| 42-44, AVE. GRIVA DIGENI NICOSIA                         | +357 22711711  | 357 22711811    |     |                    |               |                    |             |              |                  |                 |
| MERIT SECURITIES S.A                                     |                |                 |     | a                  |               | a                  | a           |              |                  | a               |
| 3, GEORGIOU SOURI ATHINA                                 | 2103671800     | 210-3671830     |     |                    |               |                    |             |              |                  |                 |
| MIDAS BROKERAGE S.A.                                     |                |                 |     | a                  |               | a                  |             |              |                  |                 |
| 5, SOFOKLEOUS ATHINA                                     | +30 2141008800 | +30 210-3253205 |     |                    |               |                    |             |              |                  |                 |
| N. CHRYSOCHOIDIS STOCK BROKERAGE I.S.S.A.                |                |                 |     | a                  |               |                    | a           |              |                  | a               |
| 7-9, SOFOKLEOUS ATHINA                                   | +30 2103213913 | +30 210-3216115 |     |                    |               |                    |             |              |                  |                 |
| NATIONAL BANK OF GREECE S.A.                             |                |                 |     | a                  |               | a                  | a           |              | a                |                 |
| 86, AIOLOU STR. ATHINA                                   | (210)-3341000  | (210)-3228187   |     |                    |               |                    |             |              |                  |                 |
| 68, AKADIMIAS STR. ATHINA                                | (210)-3328817  | (210)-3328678   |     |                    |               |                    |             |              |                  |                 |
| NATIONAL SECURITIES S.A                                  |                |                 |     | a                  |               | a                  | a           | a            |                  |                 |
| 66, KIFISIAS AVE, BUILDING A ATHINA                      | +30 2107720000 | +30 210-7720002 |     |                    |               |                    |             |              |                  |                 |
| NUNTIUS SECURITIES S.A                                   |                |                 |     | a                  |               |                    |             |              |                  |                 |
| 6, DRAGATSANIOU ATHINA                                   | +30 2103350599 | +30210-3254846  |     |                    |               |                    |             |              |                  |                 |
| ONE PLUS CAPITAL LIMITED                                 |                |                 |     | a                  | a             |                    |             |              |                  |                 |
| , 75 PRODOMOU AVENUE, ONEWORLD PARKVIEW HOUSE, 3RD FLOOR | +30 2122873760 |                 |     |                    |               |                    |             |              |                  |                 |
| PANTELAKIS SECURITIES S.A.                               |                |                 |     | a                  |               |                    | a           | a            |                  |                 |
| 57, ETHNIKIS ANTISTATIS B CHALANDRI                      | +30 2106965000 | 210-6929550     |     |                    |               |                    |             |              |                  |                 |
| PEGASUS SECURITIES S.A                                   |                |                 |     | a                  |               |                    | a           |              |                  |                 |
| 17, VALAORITOU & AMERIKIS ATHINA                         | +30 2103670700 | +30 210-3670760 |     |                    |               |                    |             |              |                  |                 |
| PIRAEUS BANK S.A.  |                |                 |     | a                  |               |                    | a           |              | a                |                 |
| 4, AMERIKIS STR. ATHINA                                  | (210)-3335000  | (210)-3335079   |     |                    |               |                    |             |              |                  |                 |
| 4, AMERIKIS STR ATHINA                                   | (210)-3335918  | (210)-3254207   |     |                    |               |                    |             |              |                  |                 |
| 4, AMERIKIS ATHINA                                       | +30 2103335000 | 210-3335079     |     |                    |               |                    |             |              |                  |                 |
| PIRAEUS SECURITIES S.A.                                  |                |                 |     | a                  |               | a                  | a           | a            |                  | a               |
| 5, KORAI ATHINA  | +30 2103354100 | 210-3354170     |     |                    |               |                    |             |              |                  |                 |
| PRELIUM SECURITIES-INVESTMENT SERVICES S.A.              |                |                 |     | a                  |               |                    | a           |              |                  |                 |
| 342, KIFISIAS ATHINA                                     | +30 2103677000 | +30 210-6926403 |     |                    |               |                    |             |              |                  |                 |
| PROCHOICE SECURITIES LTD                                 |                |                 |     | a                  | a             |                    |             |              |                  |                 |
| 57, SPYROU KYPRIANOY NICOSIA                             | +357-24-661192 | +357-24-662464  |     |                    |               |                    |             |              |                  |                 |
| SHARELINK SECURITIES-FINANCIAL SERVICES LTD              |                |                 |     | a                  | a             |                    | a           |              |                  |                 |
| 6, THEOTOKI MEGARO ELLINA NICOSIA                        | +357 22554200  | +357 22750852   |     |                    |               |                    |             |              |                  |                 |
| SOCIETE GENERALE S.A.                                    |                |                 |     | a                  | a             |                    | a           |              |                  |                 |
| , 17 COURS VALMY 92987 PUTEAUX - LA DEFENSE PARIS        | +33 157290504  | +33142138697    |     |                    |               |                    |             |              |                  |                 |
| SOLIDUS SECURITIES S.A                                   |                |                 |     | a                  |               |                    | a           |              |                  | a               |
| 64, LOUIZIS RIANCOUR ATHINA                              | +30 2106900600 | 210-6985421     |     |                    |               |                    |             |              |                  |                 |
| ST. EM. LAVRENTAKIS SECURITIES S.A.                      |                |                 |     | a                  |               |                    | a           |              |                  |                 |
| 7-9, SOFOKLEOUS ATHINA                                   | +30 2103213336 | +30 210-3246572 |     |                    |               |                    |             |              |                  |                 |

**Athex & ATHEXClear Members List**

| Member Name  |                |              |     | Stock Market  |               |              | Derivatives Market |              | ATHEXClear Member |                 |
|--|----------------|--------------|-----|---------------|---------------|--------------|--------------------|--------------|-------------------|-----------------|
|  | Address        | Phone        | Fax | Market Member | Remote Member | Market Maker | Proprietary        | Market Maker | General Clearing  | Direct Clearing |
| THE CYPRUS INVESTMENT & SECURITIES CORPORATION LTD |                |              |     | a             | a             |              |                    |              |                   |                 |
| 154, LIMASSOL AVENUE, STROVOLOS NICOSIA            | +357 22121700  | 357 22338800 |     |               |               |              |                    |              |                   |                 |
| UBS LIMITED  |                |              |     | a             | a             |              |                    |              |                   |                 |
| 1, FINSBURY AVENUE LONDON                          | +44 2075687135 |              |     |               |               |              |                    |              |                   |                 |

List of Stocks under Market Making operations

| Securities                              | Stock Category      |
|---|---------------------|
| Market Maker                            | Start Market Making |
| <b>ADMIE (IPTO) HOLDING S.A. (CR)</b>   | Main Market         |
| PIRAEUS SECURITIES S.A.                 | 29/06/2017          |
| <b>ALPHA BANK (CR)</b>                  | Main Market         |
| ALPHA FINANCE INVESTMENT SERVICES S.A.  | 29/02/2016          |
| EUROBANK SECURITIES INVESTMENT FIRM S.A | 24/10/2012          |
| LEON DEPOLAS SECURITIES S.A.            | 04/01/2016          |
| MERIT SECURITIES S.A                    | 03/09/2013          |
| MIDAS BROKERAGE S.A.                    | 11/01/2006          |
| NATIONAL SECURITIES S.A                 | 15/01/2013          |
| PIRAEUS SECURITIES S.A.                 | 28/05/2013          |
| <b>ALUMIL (CR)</b>                      | Main Market         |
| BETA SECURITIES S.A.                    | 18/07/2013          |
| <b>ATTICA BANK S.A. (CR)</b>            | Main Market         |
| BETA SECURITIES S.A.                    | 02/06/2014          |
| EUROXX SECURITIES S.A.                  | 22/01/2016          |
| <b>BYTE COMPUTER SA (CR)</b>            | Main Market         |
| MERIT SECURITIES S.A                    | 04/08/2013          |
| <b>CC HBC AG (CR)</b>                   | Main Market         |
| EUROBANK SECURITIES INVESTMENT FIRM S.A | 23/10/2013          |
| NATIONAL SECURITIES S.A                 | 29/04/2013          |
| PIRAEUS SECURITIES S.A.                 | 04/05/2015          |
| <b>CENERGY HOLDINGS (CB)</b>            | Main Market         |
| ALPHA FINANCE INVESTMENT SERVICES S.A.  | 02/01/2017          |
| EUROBANK SECURITIES INVESTMENT FIRM S.A | 02/01/2017          |
| <b>ELASTRON (CR)</b>                    | Main Market         |
| LEON DEPOLAS SECURITIES S.A.            | 20/02/2017          |
| <b>ELLAKTOR (CR)</b>                    | Main Market         |
| EUROBANK SECURITIES INVESTMENT FIRM S.A | 01/06/2013          |
| NATIONAL SECURITIES S.A                 | 25/06/2013          |
| <b>ELTON SA (CR)</b>                    | Main Market         |
| BETA SECURITIES S.A.                    | 03/09/2013          |
| <b>EUROBANK ERGASIAS (CR)</b>           | Main Market         |
| ALPHA FINANCE INVESTMENT SERVICES S.A.  | 08/01/2013          |
| EUROBANK SECURITIES INVESTMENT FIRM S.A | 01/06/2013          |
| HELLENICAMERICAN SEC. S.A.              | 25/07/2014          |
| MIDAS BROKERAGE S.A.                    | 07/01/2016          |
| NATIONAL SECURITIES S.A                 | 01/01/2017          |
| PIRAEUS SECURITIES S.A.                 | 28/09/2013          |
| <b>FOLLI FOLLIE (CR)</b>                | Main Market         |
| NATIONAL SECURITIES S.A                 | 17/02/2014          |
| PIRAEUS SECURITIES S.A.                 | 04/05/2015          |
| <b>FOURLIS (CR)</b>                     | Main Market         |
| EUROBANK SECURITIES INVESTMENT FIRM S.A | 01/12/2016          |
| EUROXX SECURITIES S.A.                  | 01/12/2016          |
| PIRAEUS SECURITIES S.A.                 | 06/03/2017          |
| <b>GEK TERNA (CR)</b>                   | Main Market         |
| HELLENICAMERICAN SEC. S.A.              | 07/09/2015          |
| <b>GR. SARANTIS SA (CR)</b>             | Main Market         |
| ALPHA FINANCE INVESTMENT SERVICES S.A.  | 19/06/2017          |
| BETA SECURITIES S.A.                    | 14/05/2013          |
| EUROBANK SECURITIES INVESTMENT FIRM S.A | 24/10/2016          |
| <b>HELLENIC EXCHANGES-A.S.E. (CR)</b>   | Main Market         |
| EUROBANK SECURITIES INVESTMENT FIRM S.A | 01/06/2013          |
| HELLENICAMERICAN SEC. S.A.              | 01/09/2014          |
| NATIONAL SECURITIES S.A                 | 25/06/2013          |
| PIRAEUS SECURITIES S.A.                 | 04/05/2015          |
| <b>HELLENIC PETROLEUM (CR)</b>          | Main Market         |
| HELLENICAMERICAN SEC. S.A.              | 14/09/2015          |
| PIRAEUS SECURITIES S.A.                 | 20/03/2017          |
| <b>HYGEIA SA (CR)</b>                   | Main Market         |
| HELLENICAMERICAN SEC. S.A.              | 18/04/2016          |
| <b>INTERCONTINENTAL (CR)</b>            | Main Market         |
| EUROXX SECURITIES S.A.                  | 20/02/2017          |
| <b>INTRACOM HOLDINGS (CR)</b>           | Main Market         |
| HELLENICAMERICAN SEC. S.A.              | 07/09/2015          |

List of Stocks under Market Making operations

| Securities                          | Market Maker                            | Start Market Making | Stock Category |
|-------------------------------------|---|---------------------|----------------|
| <b>INTRALOT (CR)</b>                |   |                     | Main Market    |
|                                     | ALPHA FINANCE INVESTMENT SERVICES S.A.  | 03/07/2017          |                |
|                                     | BETA SECURITIES S.A.                    | 10/04/2017          |                |
|                                     | EUROXX SECURITIES S.A.                  | 12/06/2017          |                |
|                                     | PIRAEUS SECURITIES S.A.                 | 28/09/2013          |                |
| <b>J &amp; P - AVAX SA (CR)</b>     |   |                     | Main Market    |
|                                     | EUROBANK SECURITIES INVESTMENT FIRM S.A | 14/12/2015          |                |
| <b>JUMBO SA (CR)</b>                |   |                     | Main Market    |
|                                     | MIDAS BROKERAGE S.A.                    | 27/07/2016          |                |
|                                     | PIRAEUS SECURITIES S.A.                 | 06/03/2017          |                |
| <b>KLOUKINAS - LAPPAS SA (CR)</b>   |   |                     | Main Market    |
|                                     | BETA SECURITIES S.A.                    | 22/09/2014          |                |
| <b>KRI-KRI S.A. (CR)</b>            |   |                     | Main Market    |
|                                     | LEON DEPOLAS SECURITIES S.A.            | 16/01/2017          |                |
| <b>LAMDA DEVELOPMENT SA (CR)</b>    |   |                     | Main Market    |
|                                     | EUROBANK SECURITIES INVESTMENT FIRM S.A | 08/12/2014          |                |
|                                     | PIRAEUS SECURITIES S.A.                 | 29/06/2017          |                |
| <b>LAMPSA HOTEL SA (CR)</b>         |   |                     | Main Market    |
|                                     | LEON DEPOLAS SECURITIES S.A.            | 16/01/2017          |                |
| <b>MARFIN INVESTMENT GROUP (CR)</b> |   |                     | Main Market    |
|                                     | HELLENICAMERICAN SEC. S.A.              | 25/07/2014          |                |
|                                     | LEON DEPOLAS SECURITIES S.A.            | 20/02/2017          |                |
|                                     | PIRAEUS SECURITIES S.A.                 | 02/02/2013          |                |
| <b>MLS MULTIMEDIA SA (CR)</b>       |   |                     | Main Market    |
|                                     | HELLENICAMERICAN SEC. S.A.              | 07/12/2015          |                |
| <b>MOTOR OIL (CR)</b>               |   |                     | Main Market    |
|                                     | EUROBANK SECURITIES INVESTMENT FIRM S.A | 23/10/2012          |                |
|                                     | HELLENICAMERICAN SEC. S.A.              | 01/09/2014          |                |
|                                     | NATIONAL SECURITIES S.A                 | 17/02/2014          |                |
|                                     | PIRAEUS SECURITIES S.A.                 | 04/05/2015          |                |
| <b>MYTILINEOS HOLDINGS (CR)</b>     |   |                     | Main Market    |
|                                     | NATIONAL SECURITIES S.A                 | 25/06/2013          |                |
|                                     | PIRAEUS SECURITIES S.A.                 | 04/05/2015          |                |
| <b>NATIONAL BANK (CR)</b>           |   |                     | Main Market    |
|                                     | ALPHA FINANCE INVESTMENT SERVICES S.A.  | 08/01/2013          |                |
|                                     | EUROBANK SECURITIES INVESTMENT FIRM S.A | 24/10/2012          |                |
|                                     | HELLENICAMERICAN SEC. S.A.              | 25/07/2014          |                |
|                                     | LEON DEPOLAS SECURITIES S.A.            | 20/04/2015          |                |
|                                     | MERIT SECURITIES S.A                    | 03/09/2013          |                |
|                                     | MIDAS BROKERAGE S.A.                    | 07/01/2016          |                |
|                                     | NATIONAL SECURITIES S.A                 | 28/02/2013          |                |
|                                     | PIRAEUS SECURITIES S.A.                 | 08/09/2013          |                |
| <b>OPAP (CR)</b>                    |   |                     | Main Market    |
|                                     | ALPHA FINANCE INVESTMENT SERVICES S.A.  | 08/01/2013          |                |
|                                     | EUROBANK SECURITIES INVESTMENT FIRM S.A | 24/10/2012          |                |
|                                     | HELLENICAMERICAN SEC. S.A.              | 25/07/2014          |                |
|                                     | MERIT SECURITIES S.A                    | 20/03/2017          |                |
|                                     | MIDAS BROKERAGE S.A.                    | 04/04/2016          |                |
|                                     | NATIONAL SECURITIES S.A                 | 15/01/2013          |                |
|                                     | PIRAEUS SECURITIES S.A.                 | 04/05/2015          |                |
| <b>OTE (CR)</b>                     |   |                     | Main Market    |
|                                     | ALPHA FINANCE INVESTMENT SERVICES S.A.  | 08/01/2013          |                |
|                                     | EUROBANK SECURITIES INVESTMENT FIRM S.A | 24/10/2012          |                |
|                                     | HELLENICAMERICAN SEC. S.A.              | 25/07/2014          |                |
|                                     | MERIT SECURITIES S.A                    | 20/03/2017          |                |
|                                     | MIDAS BROKERAGE S.A.                    | 01/10/2015          |                |
|                                     | NATIONAL SECURITIES S.A                 | 01/12/2012          |                |
|                                     | PIRAEUS SECURITIES S.A.                 | 08/09/2013          |                |
| <b>PAPOUTSANIS (CR)</b>             |   |                     | Main Market    |
|                                     | BETA SECURITIES S.A.                    | 25/11/2013          |                |
| <b>PETROPOULOS PETROS (CR)</b>      |   |                     | Main Market    |
|                                     | BETA SECURITIES S.A.                    | 28/05/2013          |                |
| <b>PIRAEUS BANK (CR)</b>            |   |                     | Main Market    |
|                                     | EUROBANK SECURITIES INVESTMENT FIRM S.A | 23/10/2012          |                |
|                                     | EUROXX SECURITIES S.A.                  | 15/02/2016          |                |
|                                     | MERIT SECURITIES S.A                    | 16/09/2013          |                |
|                                     | MIDAS BROKERAGE S.A.                    | 11/01/2016          |                |
|                                     | NATIONAL SECURITIES S.A                 | 02/06/2013          |                |
|                                     | PIRAEUS SECURITIES S.A.                 | 16/02/2013          |                |

List of Stocks under Market Making operations

| Securities                               | Market Maker                            | Start Market Making | Stock Category |
|--|---|---------------------|----------------|
| <b>PLAISIO COMPUTERS SA (CR)</b>         |   |                     |                |
|  | BETA SECURITIES S.A.                    | 05/05/2014          | Main Market    |
|  | EUROBANK SECURITIES INVESTMENT FIRM S.A | 02/03/2015          |                |
| <b>PPC (CR)</b>                          |   |                     |                |
|  | ALPHA FINANCE INVESTMENT SERVICES S.A.  | 08/01/2013          |                |
|  | EUROBANK SECURITIES INVESTMENT FIRM S.A | 23/10/2012          |                |
|  | MIDAS BROKERAGE S.A.                    | 04/04/2016          |                |
|  | NATIONAL SECURITIES S.A                 | 26/03/2013          |                |
|  | PIRAEUS SECURITIES S.A.                 | 28/09/2013          |                |
| <b>QUALITY &amp; RELIABILITY SA (CR)</b> |   |                     |                |
|  | BETA SECURITIES S.A.                    | 20/08/2014          | Main Market    |
| <b>S.KANAKIS SA (CR)</b>                 |   |                     |                |
|  | BETA SECURITIES S.A.                    | 01/10/2013          | Main Market    |
| <b>TITAN CEMENT (CR)</b>                 |   |                     |                |
|  | EUROBANK SECURITIES INVESTMENT FIRM S.A | 23/10/2012          |                |
|  | NATIONAL SECURITIES S.A                 | 17/02/2014          |                |
|  | PIRAEUS SECURITIES S.A.                 | 04/05/2015          |                |
| <b>VIOHALCO SA/NV (CB)</b>               |   |                     |                |
|  | ALPHA FINANCE INVESTMENT SERVICES S.A.  | 17/02/2014          |                |
|  | EUROBANK SECURITIES INVESTMENT FIRM S.A | 01/01/2017          |                |
|  | MERIT SECURITIES S.A                    | 17/03/2014          |                |



| Underlying Asset            |           |               |        | Derivatives Market |            |           |           |            |               |          |          |                  |           |          |        |        |               |       |
|-----------------------------|-----------|---------------|--------|--------------------|------------|-----------|-----------|------------|---------------|----------|----------|------------------|-----------|----------|--------|--------|---------------|-------|
| Price max                   | Price min | Closing price | change | Delivery Month     | Open price | Price max | Price min | Last price | Closing price | Last Bid | Last Ask | Settlement price | Life high | Life low | Trades | Volume | Open Interest |       |
| <b>FTSE/Athex Large Cap</b> |           |               |        |                    |            |           |           |            |               |          |          |                  |           |          |        |        |               |       |
| 2,226.87                    | 2,194.70  | 2,201.83      | -1.12% |                    |            |           |           |            |               |          |          |                  |           |          |        |        |               |       |
|                             |           |               |        | July 2017          | 2,220.00   | 2,220.75  | 2,195.50  | 2,195.50   | 2,195.50      | ---      | ---      | 2,198.00         | 2,235.00  | ---      | 228    | 1,882  | 7,175         |       |
|                             |           |               |        | August 2017        | 2,221.00   | 2,221.25  | 2,196.00  | 2,197.50   | 2,197.50      | ---      | ---      | 2,199.25         | ---       | 2,238.00 | ---    | 116    | 1,341         | 1,811 |
|                             |           |               |        | September 2017     | 2,215.25   | 2,218.75  | 2,203.00  | 2,203.00   | 2,203.00      | ---      | ---      | 2,198.75         | 2,225.50  | ---      | 7      | 37     | 189           |       |
|                             |           |               |        | December 2017      | ---        | ---       | ---       | ---        | 2,245.50      | ---      | ---      | ---              | ---       | ---      | ---    | ---    | ---           |       |
|                             |           |               |        | March 2018         | ---        | ---       | ---       | ---        | 2,256.75      | ---      | ---      | ---              | ---       | ---      | ---    | ---    | ---           |       |
|                             |           |               |        | June 2018          | ---        | ---       | ---       | ---        | 2,268.00      | ---      | ---      | ---              | ---       | ---      | ---    | ---    | ---           |       |

(Trade Unit: 1 Index Point x 2E, Cash Settlement)

| Underlying Asset                      |           |               |        | Derivatives Market                                 |            |           |           |            |               |          |          |                  |           |          |        |        |               |
|---------------------------------------|-----------|---------------|--------|--|------------|-----------|-----------|------------|---------------|----------|----------|------------------|-----------|----------|--------|--------|---------------|
| Price max                             | Price min | Closing price | change | Delivery Month                                     | Open price | Price max | Price min | Last price | Closing price | Last Bid | Last Ask | Settlement price | Life high | Life low | Trades | Volume | Open Interest |
| <b>ADMIE (IPTO) HOLDING S.A. (CR)</b> |           |               |        | (Contract Size: 100 Securities, Physical Delivery) |            |           |           |            |               |          |          |                  |           |          |        |        |               |
| 2.24                                  | 2.18      | 2.19          | -0.46% | September 2017                                     | 2.22       | 2.25      | 2.19      | 2.20       | 2.20          | ---      | ---      | 2.21             | 2.35      | 2.19     | 47     | 417    | 4,234         |
|                                       |           |               |        | December 2017                                      | ---        | ---       | ---       | ---        | 2.22          | ---      | ---      | ---              | ---       | ---      | ---    | ---    | ---           |
|                                       |           |               |        | March 2018   | ---        | ---       | ---       | ---        | 2.23          | ---      | ---      | ---              | ---       | ---      | ---    | ---    | ---           |
|                                       |           |               |        | June 2018  | ---        | ---       | ---       | ---        | 2.24          | ---      | ---      | ---              | ---       | ---      | ---    | ---    | ---           |
| <b>ALPHA BANK (CR)</b>                |           |               |        | (Contract Size: 100 Securities, Physical Delivery) |            |           |           |            |               |          |          |                  |           |          |        |        |               |
| 2.30                                  | 2.25      | 2.26          | -1.31% | September 2017                                     | 2.29       | 2.30      | 2.25      | 2.25       | 2.25          | ---      | ---      | 2.26             | 2.31      | ---      | 221    | 5,875  | 48,205        |
|                                       |           |               |        | December 2017                                      | ---        | ---       | ---       | ---        | 2.31          | ---      | ---      | ---              | ---       | ---      | ---    | ---    | ---           |
|                                       |           |               |        | March 2018   | ---        | ---       | ---       | ---        | 2.32          | ---      | ---      | ---              | ---       | ---      | ---    | ---    | ---           |
|                                       |           |               |        | June 2018  | ---        | ---       | ---       | ---        | 2.33          | ---      | ---      | ---              | ---       | ---      | ---    | ---    | ---           |
| <b>CC HBC AG (CR)</b>                 |           |               |        | (Contract Size: 100 Securities, Physical Delivery) |            |           |           |            |               |          |          |                  |           |          |        |        |               |
| 25.44                                 | 25.03     | 25.19         | -0.83% | September 2017                                     | 25.23      | 25.30     | 25.06     | 25.06      | 25.06         | ---      | ---      | 25.01            | 26.83     | ---      | 5      | 38     | 91            |
|                                       |           |               |        | December 2017                                      | ---        | ---       | ---       | ---        | 25.61         | ---      | ---      | ---              | ---       | ---      | ---    | ---    | ---           |
|                                       |           |               |        | March 2018   | ---        | ---       | ---       | ---        | 25.74         | ---      | ---      | ---              | ---       | ---      | ---    | ---    | ---           |
|                                       |           |               |        | June 2018  | ---        | ---       | ---       | ---        | 25.87         | ---      | ---      | ---              | ---       | ---      | ---    | ---    | ---           |
| <b>CENERGY HOLDINGS (CB)</b>          |           |               |        | (Contract Size: 100 Securities, Physical Delivery) |            |           |           |            |               |          |          |                  |           |          |        |        |               |
| 1.08                                  | 1.05      | 1.05          | -2.78% | September 2017                                     | 1.09       | 1.09      | 1.04      | 1.05       | 1.05          | ---      | ---      | 1.06             | 1.20      | ---      | 30     | 120    | 7,328         |
|                                       |           |               |        | December 2017                                      | ---        | ---       | ---       | ---        | 1.09          | ---      | ---      | ---              | ---       | ---      | ---    | ---    | ---           |
|                                       |           |               |        | March 2018   | ---        | ---       | ---       | ---        | 1.09          | ---      | ---      | ---              | ---       | ---      | ---    | ---    | ---           |
|                                       |           |               |        | June 2018  | ---        | ---       | ---       | ---        | 1.10          | ---      | ---      | ---              | ---       | ---      | ---    | ---    | ---           |
| <b>ELLAKTOR (CR)</b>                  |           |               |        | (Contract Size: 100 Securities, Physical Delivery) |            |           |           |            |               |          |          |                  |           |          |        |        |               |
| 1.79                                  | 1.74      | 1.74          | -1.70% | September 2017                                     | 1.77       | 1.79      | 1.75      | 1.75       | 1.75          | ---      | ---      | 1.75             | 1.85      | ---      | 43     | 229    | 9,163         |
|                                       |           |               |        | December 2017                                      | ---        | ---       | ---       | ---        | 1.78          | ---      | ---      | 1.74             | 1.78      | ---      | ---    | ---    | ---           |
|                                       |           |               |        | March 2018   | ---        | ---       | ---       | ---        | 1.79          | ---      | ---      | ---              | ---       | ---      | ---    | ---    | ---           |
|                                       |           |               |        | June 2018  | ---        | ---       | ---       | ---        | 1.80          | ---      | ---      | ---              | ---       | ---      | ---    | ---    | ---           |
| <b>EUROBANK ERGASIAS (CR)</b>         |           |               |        | (Contract Size: 100 Securities, Physical Delivery) |            |           |           |            |               |          |          |                  |           |          |        |        |               |
| 1.02                                  | 0.988     | 0.990         | -2.94% | September 2017                                     | 1.01       | 1.02      | 0.988     | 0.990      | 0.990         | ---      | ---      | 0.990            | 1.05      | ---      | 178    | 5,519  | 40,999        |
|                                       |           |               |        | December 2017                                      | ---        | ---       | ---       | ---        | 1.03          | ---      | ---      | ---              | ---       | ---      | ---    | ---    | ---           |
|                                       |           |               |        | March 2018   | ---        | ---       | ---       | ---        | 1.03          | ---      | ---      | ---              | ---       | ---      | ---    | ---    | ---           |
|                                       |           |               |        | June 2018  | ---        | ---       | ---       | ---        | 1.04          | ---      | ---      | ---              | ---       | ---      | ---    | ---    | ---           |
| <b>EYDAP S.A. (CR)</b>                |           |               |        | (Contract Size: 100 Securities, Physical Delivery) |            |           |           |            |               |          |          |                  |           |          |        |        |               |
| 6.38                                  | 6.25      | 6.25          | -1.58% | September 2017                                     | 6.35       | 6.36      | 6.29      | 6.29       | 6.29          | ---      | ---      | 6.32             | 6.58      | ---      | 19     | 60     | 1,865         |
|                                       |           |               |        | December 2017                                      | ---        | ---       | ---       | ---        | 6.40          | ---      | ---      | 6.35             | 6.58      | ---      | ---    | ---    | ---           |
|                                       |           |               |        | March 2018   | ---        | ---       | ---       | ---        | 6.44          | ---      | ---      | ---              | ---       | ---      | ---    | ---    | ---           |
|                                       |           |               |        | June 2018  | ---        | ---       | ---       | ---        | 6.47          | ---      | ---      | ---              | ---       | ---      | ---    | ---    | ---           |
| <b>FOLLI FOLLIE (CR)</b>              |           |               |        | (Contract Size: 100 Securities, Physical Delivery) |            |           |           |            |               |          |          |                  |           |          |        |        |               |
| 21.55                                 | 21.15     | 21.41         | -0.65% | September 2017                                     | 21.50      | 21.50     | 21.17     | 21.40      | 21.40         | ---      | ---      | 21.32            | 22.02     | ---      | 18     | 85     | 1,902         |
|                                       |           |               |        | December 2017                                      | ---        | ---       | ---       | ---        | 21.73         | ---      | ---      | ---              | ---       | ---      | ---    | ---    | ---           |
|                                       |           |               |        | March 2018   | ---        | ---       | ---       | ---        | 21.84         | ---      | ---      | ---              | ---       | ---      | ---    | ---    | ---           |
|                                       |           |               |        | June 2018  | ---        | ---       | ---       | ---        | 21.95         | ---      | ---      | ---              | ---       | ---      | ---    | ---    | ---           |

| Underlying Asset                      |           |               |        | Derivatives Market                                 |            |           |           |            |               |          |          |                  |           |          |        |        |               |
|---------------------------------------|-----------|---------------|--------|--|------------|-----------|-----------|------------|---------------|----------|----------|------------------|-----------|----------|--------|--------|---------------|
| Price max                             | Price min | Closing price | change | Delivery Month                                     | Open price | Price max | Price min | Last price | Closing price | Last Bid | Last Ask | Settlement price | Life high | Life low | Trades | Volume | Open Interest |
| <b>FOURLIS (CR)</b>                   |           |               |        | (Contract Size: 100 Securities, Physical Delivery) |            |           |           |            |               |          |          |                  |           |          |        |        |               |
| 5.84                                  | 5.73      | 5.78          | -0.34% | September 2017                                     | 5.82       | 5.82      | 5.80      | 5.80       | 5.80          | ---      | ---      | 5.73             | 6.28      | ---      | 2      | 6      | 203           |
|                                       |           |               |        | December 2017                                      | ---        | ---       | ---       | ---        | 5.85          | ---      | ---      | ---              | ---       | ---      | ---    | ---    | ---           |
|                                       |           |               |        | March 2018   | ---        | ---       | ---       | ---        | 5.88          | ---      | ---      | ---              | ---       | ---      | ---    | ---    | ---           |
|                                       |           |               |        | June 2018  | ---        | ---       | ---       | ---        | 5.91          | ---      | ---      | ---              | ---       | ---      | ---    | ---    | ---           |
| <b>GEK TERNA (CR)</b>                 |           |               |        | (Contract Size: 100 Securities, Physical Delivery) |            |           |           |            |               |          |          |                  |           |          |        |        |               |
| 4.01                                  | 3.88      | 3.96          | 0.00%  | September 2017                                     | 3.99       | 4.02      | 3.92      | 3.92       | 3.92          | ---      | ---      | 4.00             | 4.12      | ---      | 16     | 88     | 8,079         |
|                                       |           |               |        | December 2017                                      | ---        | ---       | ---       | ---        | 3.99          | ---      | ---      | 3.91             | 4.04      | ---      | ---    | ---    | ---           |
|                                       |           |               |        | March 2018   | ---        | ---       | ---       | ---        | 4.01          | ---      | ---      | ---              | ---       | ---      | ---    | ---    | ---           |
|                                       |           |               |        | June 2018  | ---        | ---       | ---       | ---        | 4.03          | ---      | ---      | ---              | ---       | ---      | ---    | ---    | ---           |
| <b>GRIVALIA PROPERTIES (CR)</b>       |           |               |        | (Contract Size: 100 Securities, Physical Delivery) |            |           |           |            |               |          |          |                  |           |          |        |        |               |
| 9.36                                  | 9.22      | 9.22          | -0.75% | September 2017                                     | 9.26       | 9.35      | 9.26      | 9.35       | 9.35          | ---      | ---      | 9.26             | 9.72      | ---      | 8      | 20     | 225           |
|                                       |           |               |        | December 2017                                      | ---        | ---       | ---       | ---        | 9.37          | ---      | ---      | ---              | ---       | ---      | ---    | ---    | ---           |
|                                       |           |               |        | March 2018   | ---        | ---       | ---       | ---        | 9.41          | ---      | ---      | ---              | ---       | ---      | ---    | ---    | ---           |
|                                       |           |               |        | June 2018  | ---        | ---       | ---       | ---        | 9.46          | ---      | ---      | ---              | ---       | ---      | ---    | ---    | ---           |
| <b>HELLENIC EXCHANGES-A.S.E. (CR)</b> |           |               |        | (Contract Size: 100 Securities, Physical Delivery) |            |           |           |            |               |          |          |                  |           |          |        |        |               |
| 6.20                                  | 6.05      | 6.08          | -0.33% | September 2017                                     | 6.14       | 6.19      | 6.06      | 6.06       | 6.06          | ---      | ---      | 6.08             | 6.19      | ---      | 41     | 343    | 2,973         |
|                                       |           |               |        | December 2017                                      | ---        | ---       | ---       | ---        | 6.15          | ---      | ---      | ---              | ---       | ---      | ---    | ---    | ---           |
|                                       |           |               |        | March 2018   | ---        | ---       | ---       | ---        | 6.18          | ---      | ---      | ---              | ---       | ---      | ---    | ---    | ---           |
|                                       |           |               |        | June 2018  | ---        | ---       | ---       | ---        | 6.21          | ---      | ---      | ---              | ---       | ---      | ---    | ---    | ---           |
| <b>HELLENIC PETROLEUM (CR)</b>        |           |               |        | (Contract Size: 100 Securities, Physical Delivery) |            |           |           |            |               |          |          |                  |           |          |        |        |               |
| 8.26                                  | 8.12      | 8.19          | -0.85% | September 2017                                     | 8.28       | 8.28      | 8.15      | 8.19       | 8.19          | ---      | ---      | 8.16             | 8.35      | ---      | 37     | 104    | 4,383         |
|                                       |           |               |        | December 2017                                      | ---        | ---       | ---       | ---        | 8.33          | ---      | ---      | 8.16             | 7.80      | ---      | ---    | ---    | 1             |
|                                       |           |               |        | March 2018   | ---        | ---       | ---       | ---        | 8.37          | ---      | ---      | ---              | ---       | ---      | ---    | ---    | ---           |
|                                       |           |               |        | June 2018  | ---        | ---       | ---       | ---        | 8.41          | ---      | ---      | ---              | ---       | ---      | ---    | ---    | ---           |
| <b>INTRALOT (CR)</b>                  |           |               |        | (Contract Size: 100 Securities, Physical Delivery) |            |           |           |            |               |          |          |                  |           |          |        |        |               |
| 1.37                                  | 1.30      | 1.31          | -2.96% | September 2017                                     | 1.34       | 1.38      | 1.30      | 1.31       | 1.31          | ---      | ---      | 1.32             | 1.38      | ---      | 92     | 392    | 6,083         |
|                                       |           |               |        | December 2017                                      | ---        | ---       | ---       | ---        | 1.36          | ---      | ---      | 1.28             | 1.27      | ---      | ---    | ---    | 100           |
|                                       |           |               |        | March 2018   | ---        | ---       | ---       | ---        | 1.37          | ---      | ---      | ---              | ---       | ---      | ---    | ---    | ---           |
|                                       |           |               |        | June 2018  | ---        | ---       | ---       | ---        | 1.37          | ---      | ---      | ---              | ---       | ---      | ---    | ---    | ---           |
| <b>JUMBO SA (CR)</b>                  |           |               |        | (Contract Size: 100 Securities, Physical Delivery) |            |           |           |            |               |          |          |                  |           |          |        |        |               |
| 15.48                                 | 15.20     | 15.32         | 0.13%  | September 2017                                     | 15.31      | 15.44     | 15.26     | 15.26      | 15.26         | ---      | ---      | 15.39            | 16.64     | ---      | 8      | 9      | 500           |
|                                       |           |               |        | December 2017                                      | ---        | ---       | ---       | ---        | 15.43         | ---      | ---      | 15.32            | 16.00     | ---      | ---    | ---    | ---           |
|                                       |           |               |        | March 2018   | ---        | ---       | ---       | ---        | 15.51         | ---      | ---      | ---              | ---       | ---      | ---    | ---    | ---           |
|                                       |           |               |        | June 2018  | ---        | ---       | ---       | ---        | 15.58         | ---      | ---      | ---              | ---       | ---      | ---    | ---    | ---           |
| <b>LAMDA DEVELOPMENT SA (CR)</b>      |           |               |        | (Contract Size: 100 Securities, Physical Delivery) |            |           |           |            |               |          |          |                  |           |          |        |        |               |
| 6.93                                  | 6.74      | 6.75          | -1.46% | September 2017                                     | 6.91       | 6.91      | 6.75      | 6.75       | 6.75          | ---      | ---      | 6.81             | 7.16      | 6.58     | 27     | 83     | 1,594         |
|                                       |           |               |        | December 2017                                      | ---        | ---       | ---       | ---        | 6.91          | ---      | ---      | ---              | ---       | ---      | ---    | ---    | ---           |
|                                       |           |               |        | March 2018   | ---        | ---       | ---       | ---        | 6.94          | ---      | ---      | ---              | ---       | ---      | ---    | ---    | ---           |
|                                       |           |               |        | June 2018  | ---        | ---       | ---       | ---        | 6.98          | ---      | ---      | ---              | ---       | ---      | ---    | ---    | ---           |

| Underlying Asset                    |           |               |        | Derivatives Market                                 |            |           |           |            |               |          |          |                  |           |          |        |        |               |
|-------------------------------------|-----------|---------------|--------|--|------------|-----------|-----------|------------|---------------|----------|----------|------------------|-----------|----------|--------|--------|---------------|
| Price max                           | Price min | Closing price | change | Delivery Month                                     | Open price | Price max | Price min | Last price | Closing price | Last Bid | Last Ask | Settlement price | Life high | Life low | Trades | Volume | Open Interest |
| <b>MARFIN INVESTMENT GROUP (CR)</b> |           |               |        | (Contract Size: 100 Securities, Physical Delivery) |            |           |           |            |               |          |          |                  |           |          |        |        |               |
| 0.158                               | 0.151     | 0.151         | -2.58% | September 2017                                     | 0.156      | 0.158     | 0.150     | 0.151      | 0.151         | ---      | ---      | 0.154            | 0.208     | ---      | 105    | 2,491  | 106,701       |
|                                     |           |               |        | December 2017                                      | ---        | ---       | ---       | ---        | 0.156         | ---      | ---      | 0.146            | ---       | 0.151    | ---    | ---    | 500           |
|                                     |           |               |        | March 2018   | ---        | ---       | ---       | ---        | 0.157         | ---      | ---      | ---              | ---       | ---      | ---    | ---    | ---           |
|                                     |           |               |        | June 2018  | ---        | ---       | ---       | ---        | 0.158         | ---      | ---      | ---              | ---       | ---      | ---    | ---    | ---           |
| <b>MOTOR OIL (CR)</b>               |           |               |        | (Contract Size: 100 Securities, Physical Delivery) |            |           |           |            |               |          |          |                  |           |          |        |        |               |
| 19.70                               | 19.18     | 19.53         | 0.98%  | September 2017                                     | 19.40      | 19.58     | 19.40     | 19.47      | 19.47         | ---      | ---      | 19.52            | 19.81     | ---      | 13     | 66     | 356           |
|                                     |           |               |        | December 2017                                      | ---        | ---       | ---       | ---        | 19.50         | ---      | ---      | ---              | ---       | ---      | ---    | ---    | ---           |
|                                     |           |               |        | March 2018   | ---        | ---       | ---       | ---        | 19.60         | ---      | ---      | ---              | ---       | ---      | ---    | ---    | ---           |
|                                     |           |               |        | June 2018  | ---        | ---       | ---       | ---        | 19.70         | ---      | ---      | ---              | ---       | ---      | ---    | ---    | ---           |
| <b>MYTILINEOS HOLDINGS (CR)</b>     |           |               |        | (Contract Size: 100 Securities, Physical Delivery) |            |           |           |            |               |          |          |                  |           |          |        |        |               |
| 8.75                                | 8.55      | 8.55          | -1.61% | September 2017                                     | 8.64       | 8.78      | 8.56      | 8.56       | 8.56          | ---      | ---      | 8.61             | 8.78      | ---      | 94     | 315    | 9,140         |
|                                     |           |               |        | December 2017                                      | ---        | ---       | ---       | ---        | 8.76          | ---      | ---      | ---              | ---       | ---      | ---    | ---    | ---           |
|                                     |           |               |        | March 2018   | ---        | ---       | ---       | ---        | 8.81          | ---      | ---      | ---              | ---       | ---      | ---    | ---    | ---           |
|                                     |           |               |        | June 2018  | ---        | ---       | ---       | ---        | 8.85          | ---      | ---      | ---              | ---       | ---      | ---    | ---    | ---           |
| <b>NATIONAL BANK (CR)</b>           |           |               |        | (Contract Size: 100 Securities, Physical Delivery) |            |           |           |            |               |          |          |                  |           |          |        |        |               |
| 0.370                               | 0.357     | 0.360         | -2.70% | September 2017                                     | 0.368      | 0.369     | 0.357     | 0.360      | 0.360         | ---      | ---      | 0.360            | 0.377     | ---      | 331    | 39,175 | 114,164       |
|                                     |           |               |        | December 2017                                      | ---        | ---       | ---       | ---        | 0.373         | ---      | ---      | ---              | ---       | ---      | ---    | ---    | ---           |
|                                     |           |               |        | March 2018   | ---        | ---       | ---       | ---        | 0.375         | ---      | ---      | ---              | ---       | ---      | ---    | ---    | ---           |
|                                     |           |               |        | June 2018  | ---        | ---       | ---       | ---        | 0.377         | ---      | ---      | ---              | ---       | ---      | ---    | ---    | ---           |
| <b>OPAP (CR)</b>                    |           |               |        | (Contract Size: 100 Securities, Physical Delivery) |            |           |           |            |               |          |          |                  |           |          |        |        |               |
| 10.24                               | 10.10     | 10.18         | -0.20% | September 2017                                     | 10.19      | 10.25     | 10.10     | 10.18      | 10.18         | ---      | ---      | 10.20            | 10.25     | ---      | 34     | 139    | 2,409         |
|                                     |           |               |        | December 2017                                      | ---        | ---       | ---       | ---        | 10.29         | ---      | ---      | ---              | ---       | ---      | ---    | ---    | ---           |
|                                     |           |               |        | March 2018   | ---        | ---       | ---       | ---        | 10.34         | ---      | ---      | ---              | ---       | ---      | ---    | ---    | ---           |
|                                     |           |               |        | June 2018  | ---        | ---       | ---       | ---        | 10.39         | ---      | ---      | ---              | ---       | ---      | ---    | ---    | ---           |
| <b>OTE (CR)</b>                     |           |               |        | (Contract Size: 100 Securities, Physical Delivery) |            |           |           |            |               |          |          |                  |           |          |        |        |               |
| 10.97                               | 10.77     | 10.89         | -0.09% | September 2017                                     | 10.95      | 10.98     | 10.80     | 10.88      | 10.88         | ---      | ---      | 10.94            | 10.98     | ---      | 50     | 246    | 8,008         |
|                                     |           |               |        | December 2017                                      | ---        | ---       | ---       | ---        | 10.99         | ---      | ---      | 10.80            | 9.85      | ---      | ---    | ---    | ---           |
|                                     |           |               |        | March 2018   | ---        | ---       | ---       | ---        | 11.05         | ---      | ---      | ---              | ---       | ---      | ---    | ---    | ---           |
|                                     |           |               |        | June 2018  | ---        | ---       | ---       | ---        | 11.10         | ---      | ---      | ---              | ---       | ---      | ---    | ---    | ---           |
| <b>P.P.A. S.A. (CR)</b>             |           |               |        | (Contract Size: 100 Securities, Physical Delivery) |            |           |           |            |               |          |          |                  |           |          |        |        |               |
| 16.77                               | 16.10     | 16.40         | 0.31%  | September 2017                                     | 16.24      | 16.64     | 16.15     | 16.29      | 16.29         | ---      | ---      | 16.32            | 16.64     | ---      | 13     | 27     | 1,102         |
|                                     |           |               |        | December 2017                                      | ---        | ---       | ---       | ---        | 16.49         | ---      | ---      | ---              | ---       | ---      | ---    | ---    | ---           |
|                                     |           |               |        | March 2018   | ---        | ---       | ---       | ---        | 16.57         | ---      | ---      | ---              | ---       | ---      | ---    | ---    | ---           |
|                                     |           |               |        | June 2018  | ---        | ---       | ---       | ---        | 16.65         | ---      | ---      | ---              | ---       | ---      | ---    | ---    | ---           |
| <b>PIRAEUS BANK (CR)</b>            |           |               |        | (Contract Size: 100 Securities, Physical Delivery) |            |           |           |            |               |          |          |                  |           |          |        |        |               |
| 0.262                               | 0.249     | 0.250         | -4.21% | September 2017                                     | 0.260      | 0.261     | 0.249     | 0.252      | 0.252         | ---      | ---      | 0.250            | 0.263     | ---      | 485    | 33,913 | 175,445       |
|                                     |           |               |        | December 2017                                      | ---        | ---       | ---       | ---        | 0.263         | ---      | ---      | 0.250            | 0.233     | ---      | ---    | ---    | ---           |
|                                     |           |               |        | March 2018   | ---        | ---       | ---       | ---        | 0.265         | ---      | ---      | ---              | ---       | ---      | ---    | ---    | ---           |
|                                     |           |               |        | June 2018  | ---        | ---       | ---       | ---        | 0.266         | ---      | ---      | ---              | ---       | ---      | ---    | ---    | ---           |

| Underlying Asset           |           |               |        | Derivatives Market                                 |            |           |           |            |               |          |          |                  |           |          |        |        |               |
|----------------------------|-----------|---------------|--------|--|------------|-----------|-----------|------------|---------------|----------|----------|------------------|-----------|----------|--------|--------|---------------|
| Price max                  | Price min | Closing price | change | Delivery Month                                     | Open price | Price max | Price min | Last price | Closing price | Last Bid | Last Ask | Settlement price | Life high | Life low | Trades | Volume | Open Interest |
| <b>PPC (CR)</b>            |           |               |        | (Contract Size: 100 Securities, Physical Delivery) |            |           |           |            |               |          |          |                  |           |          |        |        |               |
| 2.35                       | 2.28      | 2.32          | 0.87%  | September 2017                                     | 2.33       | 2.35      | 2.30      | 2.31       | 2.31          | ---      | ---      | 2.30             | 4.72      | ---      | 71     | 777    | 2,714         |
|                            |           |               |        | December 2017                                      | ---        | ---       | ---       | ---        | 2.32          | ---      | ---      | ---              | ---       | ---      | ---    | ---    | ---           |
|                            |           |               |        | March 2018   | ---        | ---       | ---       | ---        | 2.33          | ---      | ---      | ---              | ---       | ---      | ---    | ---    | ---           |
|                            |           |               |        | June 2018  | ---        | ---       | ---       | ---        | 2.34          | ---      | ---      | ---              | ---       | ---      | ---    | ---    | ---           |
| <b>TERNA ENERGY (CR)</b>   |           |               |        | (Contract Size: 100 Securities, Physical Delivery) |            |           |           |            |               |          |          |                  |           |          |        |        |               |
| 4.15                       | 3.97      | 3.97          | -3.64% | September 2017                                     | 4.14       | 4.14      | 3.98      | 3.98       | 3.98          | ---      | ---      | 3.98             | 4.20      | ---      | 5      | 14     | 4,550         |
|                            |           |               |        | December 2017                                      | ---        | ---       | ---       | ---        | 4.15          | ---      | ---      | 4.00             | 3.51      | ---      | ---    | ---    | ---           |
|                            |           |               |        | March 2018   | ---        | ---       | ---       | ---        | 4.18          | ---      | ---      | ---              | ---       | ---      | ---    | ---    | ---           |
|                            |           |               |        | June 2018  | ---        | ---       | ---       | ---        | 4.20          | ---      | ---      | ---              | ---       | ---      | ---    | ---    | ---           |
| <b>TITAN CEMENT (CR)</b>   |           |               |        | (Contract Size: 104 Securities, Physical Delivery) |            |           |           |            |               |          |          |                  |           |          |        |        |               |
| 25.68                      | 25.26     | 25.40         | -0.90% | September 2017                                     | 25.59      | 25.59     | 25.25     | 25.25      | 25.25         | ---      | ---      | 25.73            | 26.10     | ---      | 6      | 17     | 147           |
|                            |           |               |        | December 2017                                      | ---        | ---       | ---       | ---        | 25.85         | ---      | ---      | ---              | ---       | ---      | ---    | ---    | ---           |
|                            |           |               |        | March 2018   | ---        | ---       | ---       | ---        | 25.97         | ---      | ---      | ---              | ---       | ---      | ---    | ---    | ---           |
|                            |           |               |        | June 2018  | ---        | ---       | ---       | ---        | 26.10         | ---      | ---      | ---              | ---       | ---      | ---    | ---    | ---           |
| <b>VIOHALCO SA/NV (CB)</b> |           |               |        | (Contract Size: 100 Securities, Physical Delivery) |            |           |           |            |               |          |          |                  |           |          |        |        |               |
| 2.94                       | 2.82      | 2.82          | -3.75% | September 2017                                     | 2.98       | 2.98      | 2.83      | 2.86       | 2.86          | ---      | ---      | 2.86             | 3.19      | ---      | 131    | 528    | 9,643         |
|                            |           |               |        | December 2017                                      | ---        | ---       | ---       | ---        | 2.95          | ---      | ---      | 2.82             | 3.06      | ---      | ---    | ---    | 28            |
|                            |           |               |        | March 2018   | ---        | ---       | ---       | ---        | 2.97          | ---      | ---      | ---              | ---       | ---      | ---    | ---    | ---           |
|                            |           |               |        | June 2018  | ---        | ---       | ---       | ---        | 2.98          | ---      | ---      | ---              | ---       | ---      | ---    | ---    | ---           |

FTSE/Athex Large Cap

(Trade Unit: 1 Index Point x 2€ - Exercise Style: European, Cash Settlement)

| Call Options   |            |           |           |            |               |        |               |             |           |           |            |               |        |               |              | Put Options   |            |           |           |            |               |        |               |             |           |           |            |               |        |               |              |               |                |
|----------------|------------|-----------|-----------|------------|---------------|--------|---------------|-------------|-----------|-----------|------------|---------------|--------|---------------|--------------|---------------|------------|-----------|-----------|------------|---------------|--------|---------------|-------------|-----------|-----------|------------|---------------|--------|---------------|--------------|---------------|----------------|
| Exercise Price | July 2017  |           |           |            |               |        |               | August 2017 |           |           |            |               |        |               | Other Months |               | July 2017  |           |           |            |               |        |               | August 2017 |           |           |            |               |        |               | Other Months |               | Exercise Price |
|                | Open price | Price max | Price min | Last price | Closing price | Volume | Open Interest | Open price  | Price max | Price min | Last price | Closing price | Volume | Open Interest | Volume       | Open Interest | Open price | Price max | Price min | Last price | Closing price | Volume | Open Interest | Open price  | Price max | Price min | Last price | Closing price | Volume | Open Interest | Volume       | Open Interest |                |
| 1,350          | -          | -         | -         | -          | -             | -      | -             | -           | -         | -         | -          | -             | -      | -             | -            | -             | -          | -         | -         | -          | -             | -      | -             | -           | -         | -         | -          | -             | -      | -             | -            | -             | 1,350          |
| 1,375          | -          | -         | -         | -          | -             | -      | -             | -           | -         | -         | -          | -             | -      | -             | -            | -             | -          | -         | -         | -          | -             | -      | -             | -           | -         | -         | -          | -             | -      | -             | -            | -             | 1,375          |
| 1,400          | -          | -         | -         | -          | -             | -      | -             | -           | -         | -         | -          | -             | -      | -             | -            | -             | -          | -         | -         | -          | -             | -      | -             | -           | -         | -         | -          | -             | -      | -             | -            | -             | 1,400          |
| 1,425          | -          | -         | -         | -          | -             | -      | -             | -           | -         | -         | -          | -             | -      | -             | -            | -             | -          | -         | -         | -          | -             | -      | -             | -           | -         | -         | -          | -             | -      | -             | -            | -             | 1,425          |
| 1,450          | -          | -         | -         | -          | -             | -      | -             | -           | -         | -         | -          | -             | -      | -             | -            | -             | -          | -         | -         | -          | -             | -      | -             | -           | -         | -         | -          | -             | -      | -             | -            | -             | 1,450          |
| 1,475          | -          | -         | -         | -          | -             | -      | -             | -           | -         | -         | -          | -             | -      | -             | -            | -             | -          | -         | -         | -          | -             | -      | -             | -           | -         | -         | -          | -             | -      | -             | -            | -             | 1,475          |
| 1,500          | -          | -         | -         | -          | -             | -      | -             | -           | -         | -         | -          | -             | -      | -             | -            | -             | -          | -         | -         | -          | -             | -      | -             | -           | -         | -         | -          | -             | -      | -             | -            | -             | 1,500          |
| 1,525          | -          | -         | -         | -          | -             | -      | -             | -           | -         | -         | -          | -             | -      | -             | -            | -             | -          | -         | -         | -          | -             | -      | -             | -           | -         | -         | -          | -             | -      | -             | -            | -             | 1,525          |
| 1,550          | -          | -         | -         | -          | -             | -      | -             | -           | -         | -         | -          | -             | -      | -             | -            | -             | -          | -         | -         | -          | -             | -      | -             | -           | -         | -         | -          | -             | -      | -             | -            | -             | 1,550          |
| 1,575          | -          | -         | -         | -          | -             | -      | -             | -           | -         | -         | -          | -             | -      | -             | -            | -             | -          | -         | -         | -          | -             | -      | -             | -           | -         | -         | -          | -             | -      | -             | -            | -             | 1,575          |
| 1,600          | -          | -         | -         | -          | -             | -      | -             | -           | -         | -         | -          | -             | -      | -             | -            | -             | -          | -         | -         | -          | -             | -      | -             | -           | -         | -         | -          | -             | -      | -             | -            | -             | 1,600          |
| 1,625          | -          | -         | -         | -          | -             | -      | -             | -           | -         | -         | -          | -             | -      | -             | -            | -             | -          | -         | -         | -          | -             | -      | -             | -           | -         | -         | -          | -             | -      | -             | -            | -             | 1,625          |
| 1,650          | -          | -         | -         | -          | -             | -      | -             | -           | -         | -         | -          | -             | -      | -             | -            | -             | -          | -         | -         | -          | -             | -      | -             | -           | -         | -         | -          | -             | -      | -             | -            | -             | 1,650          |
| 1,675          | 0.00       | 0.00      | 0.00      | -          | 550.00        | -      | 20            | -           | -         | -         | -          | -             | -      | -             | -            | -             | 0.00       | 0.00      | 0.00      | -          | 0.02          | -      | -             | -           | -         | -         | -          | -             | -      | -             | -            | -             | 1,675          |
| 1,700          | 0.00       | 0.00      | 0.00      | -          | 525.00        | -      | -             | -           | -         | -         | -          | -             | -      | -             | -            | -             | 0.00       | 0.00      | 0.00      | -          | 0.01          | -      | -             | -           | -         | -         | -          | -             | -      | -             | -            | -             | 1,700          |
| 1,725          | 0.00       | 0.00      | 0.00      | -          | 500.00        | -      | -             | -           | -         | -         | -          | -             | -      | -             | -            | -             | 0.00       | 0.00      | 0.00      | -          | 0.01          | -      | -             | -           | -         | -         | -          | -             | -      | -             | -            | -             | 1,725          |
| 1,750          | 0.00       | 0.00      | 0.00      | -          | 475.00        | -      | -             | -           | -         | -         | -          | -             | -      | -             | -            | -             | 0.00       | 0.00      | 0.00      | -          | 0.01          | -      | -             | -           | -         | -         | -          | -             | -      | -             | -            | -             | 1,750          |
| 1,775          | 0.00       | 0.00      | 0.00      | -          | 450.00        | -      | -             | -           | -         | -         | -          | -             | -      | -             | -            | -             | 0.00       | 0.00      | 0.00      | -          | 0.01          | -      | -             | -           | -         | -         | -          | -             | -      | -             | -            | -             | 1,775          |
| 1,800          | 0.00       | 0.00      | 0.00      | -          | 425.00        | -      | -             | -           | -         | -         | -          | -             | -      | -             | -            | -             | 0.00       | 0.00      | 0.00      | -          | 0.02          | -      | -             | -           | -         | -         | -          | -             | -      | -             | -            | -             | 1,800          |
| 1,825          | 0.00       | 0.00      | 0.00      | -          | 400.00        | -      | -             | -           | -         | -         | -          | -             | -      | -             | -            | -             | 0.00       | 0.00      | 0.00      | -          | 0.01          | -      | -             | -           | -         | -         | -          | -             | -      | -             | -            | -             | 1,825          |
| 1,850          | 0.00       | 0.00      | 0.00      | -          | 375.00        | -      | -             | -           | -         | -         | -          | -             | -      | -             | -            | -             | 0.00       | 0.00      | 0.00      | -          | 0.01          | -      | -             | -           | -         | -         | -          | -             | -      | -             | -            | -             | 1,850          |
| 1,875          | 0.00       | 0.00      | 0.00      | -          | 350.00        | -      | -             | -           | -         | -         | -          | -             | -      | -             | -            | -             | 0.00       | 0.00      | 0.00      | -          | 0.01          | -      | -             | -           | -         | -         | -          | -             | -      | -             | -            | -             | 1,875          |
| 1,900          | 0.00       | 0.00      | 0.00      | -          | 325.00        | -      | 10            | 0.00        | 0.00      | 0.00      | -          | 326.00        | -      | -             | -            | 0.00          | 0.00       | 0.00      | -         | 0.01       | -             | 8      | 0.00          | 0.00        | 0.00      | -         | 0.11       | -             | -      | -             | -            | 1,900         |                |
| 1,925          | 0.00       | 0.00      | 0.00      | -          | 300.00        | -      | -             | 0.00        | 0.00      | 0.00      | -          | 301.00        | -      | -             | -            | 0.00          | 0.00       | 0.00      | -         | 0.01       | -             | -      | 0.00          | 0.00        | 0.00      | -         | 0.23       | -             | -      | -             | -            | 1,925         |                |
| 1,950          | 0.00       | 0.00      | 0.00      | -          | 275.00        | -      | 17            | 0.00        | 0.00      | 0.00      | -          | 276.00        | -      | -             | -            | 0.00          | 0.00       | 0.00      | -         | 0.04       | -             | -      | 0.00          | 0.00        | 0.00      | -         | 0.46       | -             | -      | -             | -            | 1,950         |                |
| 1,975          | 0.00       | 0.00      | 0.00      | -          | 250.00        | -      | -             | 0.00        | 0.00      | 0.00      | -          | 252.00        | -      | -             | -            | 0.00          | 0.00       | 0.00      | -         | 0.01       | -             | -      | 0.00          | 0.00        | 0.00      | -         | 0.86       | -             | -      | -             | -            | 1,975         |                |
| 2,000          | 206.00     | 206.00    | 197.00    | 205.00     | 205.00        | 6      | 65            | 0.00        | 0.00      | 0.00      | -          | 227.00        | -      | -             | -            | 0.00          | 206.00     | 0.00      | -         | 0.01       | -             | 195    | 0.00          | 0.00        | 0.00      | -         | 1.50       | -             | -      | -             | -            | 2,000         |                |
| 2,050          | 0.00       | 0.00      | 0.00      | -          | 175.00        | -      | 51            | 0.00        | 0.00      | 0.00      | -          | 180.00        | -      | -             | -            | 0.00          | 0.00       | 0.00      | -         | 0.01       | -             | 78     | 0.00          | 0.00        | 0.00      | -         | 4.30       | -             | 2      | -             | -            | 2,050         |                |
| 2,100          | 0.00       | 0.00      | 0.00      | -          | 125.00        | -      | 23            | 122.00      | 122.00    | 122.00    | 122.00     | 122.00        | 2      | 2             | -            | 0.00          | 0.00       | 0.00      | -         | 0.01       | -             | 184    | 0.00          | 0.00        | 0.00      | -         | 10.25      | -             | 257    | -             | -            | 2,100         |                |
| 2,150          | 0.00       | 0.00      | 0.00      | -          | 75.50         | -      | 234           | 76.00       | 76.00     | 76.00     | 76.00      | 76.00         | 1      | 1             | -            | 0.00          | 0.00       | 0.00      | -         | 0.57       | -             | 90     | 0.00          | 0.00        | 0.00      | -         | 21.25      | -             | 20     | -             | -            | 2,150         |                |
| 2,200          | 25.00      | 25.00     | 13.00     | 15.00      | 15.00         | 221    | 291           | 53.00       | 53.00     | 47.00     | 47.00      | 47.00         | 3      | 43            | -            | 10.50         | 25.00      | 10.50     | 15.00     | 15.00      | 6             | 271    | 0.00          | 0.00        | 0.00      | -         | 39.00      | -             | 55     | -             | -            | 2,200         |                |
| 2,250          | 4.00       | 5.00      | 2.00      | 2.00       | 2.00          | 94     | 708           | 34.00       | 36.00     | 26.00     | 26.00      | 26.00         | 246    | 336           | -            | 32.50         | 5.00       | 32.50     | 32.50     | 32.50      | 2             | 3      | 0.00          | 0.00        | 0.00      | -         | 64.50      | -             | -      | -             | -            | 2,250         |                |
| 2,300          | 0.00       | 0.00      | 0.00      | -          | 0.68          | -      | -             | 15.75       | 20.00     | 15.50     | 20.00      | 20.00         | 42     | 53            | -            | 0.00          | 0.00       | 0.00      | -         | 75.50      | -             | -      | 0.00          | 0.00        | 0.00      | -         | 97.00      | -             | -      | -             | -            | 2,300         |                |
| 2,350          | 0.00       | 0.00      | 0.00      | -          | 0.02          | -      | 1             | 0.00        | 0.00      | 0.00      | -          | 12.50         | -      | 20            | -            | 0.00          | 0.00       | 0.00      | -         | 125.00     | -             | -      | 0.00          | 0.00        | 0.00      | -         | 136.00     | -             | -      | -             | -            | 2,350         |                |
| 2,400          | 0.00       | 0.00      | 0.00      | -          | 0.01          | -      | -             | 4.00        | 4.00      | 4.00      | 4.00       | 4.00          | 1      | -             | -            | 0.00          | 0.00       | 0.00      | -         | 175.00     | -             | -      | 0.00          | 0.00        | 0.00      | -         | 180.00     | -             | -      | -             | -            | 2,400         |                |
| 2,450          | 0.00       | 0.00      | 0.00      | -          | 0.01          | -      | -             | 0.00        | 0.00      | 0.00      | -          | 2.80          | -      | -             | -            | 0.00          | 0.00       | 0.00      | -         | 225.00     | -             | -      | 0.00          | 0.00        | 0.00      | -         | 226.00     | -             | -      | -             | -            | 2,450         |                |

FTSE/Athex Large Cap

(Trade Unit: 1 Index Point x 2€ - Exercise Style: European, Cash Settlement)

| Exercise Price    | Call Options |           |           |            |               |        |               |             |           |           |            |               |        |               | Put Options  |               |            |           |           |            |               |             |               |            | Exercise Price |           |              |            |               |        |               |        |               |
|-------------------|--------------|-----------|-----------|------------|---------------|--------|---------------|-------------|-----------|-----------|------------|---------------|--------|---------------|--------------|---------------|------------|-----------|-----------|------------|---------------|-------------|---------------|------------|----------------|-----------|--------------|------------|---------------|--------|---------------|--------|---------------|
|                   | July 2017    |           |           |            |               |        |               | August 2017 |           |           |            |               |        |               | Other Months |               | July 2017  |           |           |            |               | August 2017 |               |            |                |           | Other Months |            |               |        |               |        |               |
|                   | Open price   | Price max | Price min | Last price | Closing price | Volume | Open Interest | Open price  | Price max | Price min | Last price | Closing price | Volume | Open Interest | Volume       | Open Interest | Open price | Price max | Price min | Last price | Closing price | Volume      | Open Interest | Open price |                | Price max | Price min    | Last price | Closing price | Volume | Open Interest | Volume | Open Interest |
| 2,500             | -            | -         | -         | -          | -             | -      | -             | 0.00        | 0.00      | 0.00      | -          | 1.20          | -      | -             | -            | -             | -          | -         | -         | -          | -             | -           | -             | -          | -              | -         | -            | -          | -             | -      | -             | -      | 2,500         |
| Totals:           |              |           |           |            |               |        | 321           | 1,420       |           |           |            |               |        |               | 295          | 455           | 10         | 52        |           |            |               |             | 8             | 829        |                |           |              |            | 0             | 334    | 5             | 20     |               |
| Number of Trades: |              |           |           |            |               |        | 25            |             |           |           |            |               |        | 31            | 1            |               |            |           |           |            | 6             |             |               |            |                | 0         | 1            |            |               |        |               |        |               |





NATIONAL BANK (CR)

(Contract Size: 100 Securities, Exercise Style: American, Physical Delivery)

| Call Options      |            |           |           |            |               |        |               |            |           |           |            |               |              | Put Options   |           |               |            |           |           |            |               |        |               |            |           |           |              |               |                |        |               |        |               |
|-------------------|------------|-----------|-----------|------------|---------------|--------|---------------|------------|-----------|-----------|------------|---------------|--------------|---------------|-----------|---------------|------------|-----------|-----------|------------|---------------|--------|---------------|------------|-----------|-----------|--------------|---------------|----------------|--------|---------------|--------|---------------|
| Exercise Price    | July 2017  |           |           |            |               |        | August 2017   |            |           |           |            |               | Other Months |               | July 2017 |               |            |           |           |            | August 2017   |        |               |            |           |           | Other Months |               | Exercise Price |        |               |        |               |
|                   | Open price | Price max | Price min | Last price | Closing price | Volume | Open Interest | Open price | Price max | Price min | Last price | Closing price | Volume       | Open Interest | Volume    | Open Interest | Open price | Price max | Price min | Last price | Closing price | Volume | Open Interest | Open price | Price max | Price min | Last price   | Closing price |                | Volume | Open Interest | Volume | Open Interest |
| 0.050             | 0.000      | 0.000     | 0.000     |            | 0.320         | -      | -             | 0.000      | 0.000     | 0.000     |            | 0.320         | -            | -             |           |               | 0.000      | 0.000     | 0.000     |            | 0.001         | -      | -             | 0.000      | 0.000     | 0.000     |              | 0.001         | -              | -      |               |        | 0.001         |
| 0.100             | 0.000      | 0.000     | 0.000     |            | 0.270         | -      | -             | 0.000      | 0.000     | 0.000     |            | 0.270         | -            | -             |           |               | 0.000      | 0.000     | 0.000     |            | 0.001         | -      | -             | 0.000      | 0.000     | 0.000     |              | 0.001         | -              | -      |               |        | 0.001         |
| 0.150             | 0.000      | 0.000     | 0.000     |            | 0.220         | -      | -             | 0.000      | 0.000     | 0.000     |            | 0.220         | -            | -             |           |               | 0.000      | 0.000     | 0.000     |            | 0.001         | -      | -             | 0.000      | 0.000     | 0.000     |              | 0.001         | -              | -      |               |        | 0.002         |
| 0.200             | 0.000      | 0.000     | 0.000     |            | 0.170         | -      | -             | 0.000      | 0.000     | 0.000     |            | 0.172         | -            | -             |           |               | 0.000      | 0.000     | 0.000     |            | 0.001         | -      | -             | 0.000      | 0.000     | 0.000     |              | 0.001         | -              | -      |               |        | 0.002         |
| 0.250             | 0.000      | 0.000     | 0.000     |            | 0.122         | -      | -             | 0.000      | 0.000     | 0.000     |            | 0.127         | -            | -             |           |               | 0.000      | 0.000     | 0.000     |            | 0.002         | -      | -             | 0.000      | 0.000     | 0.000     |              | 0.007         | -              | -      |               |        | 0.003         |
| 0.300             | 0.000      | 0.000     | 0.000     |            | 0.080         | -      | -             | 0.000      | 0.000     | 0.000     |            | 0.090         | -            | -             |           |               | 0.000      | 0.000     | 0.000     |            | 0.009         | -      | -             | 0.000      | 0.000     | 0.000     |              | 0.019         | -              | -      |               |        | 0.003         |
| 0.350             | 0.000      | 0.000     | 0.000     |            | 0.047         | -      | -             | 0.000      | 0.000     | 0.000     |            | 0.061         | -            | -             |           |               | 0.000      | 0.000     | 0.000     |            | 0.027         | -      | -             | 0.000      | 0.000     | 0.000     |              | 0.040         | -              | -      |               |        | 0.004         |
| 0.400             | 0.000      | 0.000     | 0.000     |            | 0.026         | -      | -             | 0.000      | 0.000     | 0.000     |            | 0.040         | -            | -             |           |               | 0.000      | 0.000     | 0.000     |            | 0.055         | -      | -             | 0.000      | 0.000     | 0.000     |              | 0.069         | -              | -      |               |        | 0.004         |
| 0.450             | 0.000      | 0.000     | 0.000     |            | 0.013         | -      | -             | 0.000      | 0.000     | 0.000     |            | 0.025         | -            | -             |           |               | 0.000      | 0.000     | 0.000     |            | 0.093         | -      | -             | 0.000      | 0.000     | 0.000     |              | 0.104         | -              | -      |               |        | 0.005         |
| 0.500             | 0.000      | 0.000     | 0.000     |            | 0.006         | -      | -             | 0.000      | 0.000     | 0.000     |            | 0.016         | -            | -             |           |               | 0.000      | 0.000     | 0.000     |            | 0.136         | -      | -             | 0.000      | 0.000     | 0.000     |              | 0.145         | -              | -      |               |        | 0.005         |
| 0.550             | 0.000      | 0.000     | 0.000     |            | 0.003         | -      | -             | 0.000      | 0.000     | 0.000     |            | 0.010         | -            | -             |           |               | 0.000      | 0.000     | 0.000     |            | 0.183         | -      | -             | 0.000      | 0.000     | 0.000     |              | 0.189         | -              | -      |               |        | 0.006         |
| 0.600             | 0.000      | 0.000     | 0.000     |            | 0.001         | -      | -             | 0.000      | 0.000     | 0.000     |            | 0.006         | -            | -             |           |               | 0.000      | 0.000     | 0.000     |            | 0.231         | -      | -             | 0.000      | 0.000     | 0.000     |              | 0.235         | -              | -      |               |        | 0.006         |
| Totals:           |            |           |           |            |               | 0      | 0             |            |           |           |            |               |              | 0             | 0         | 0             | 0          |           |           |            |               |        |               | 0          | 0         | 0         | 250          |               |                |        |               |        |               |
| Number of Trades: |            |           |           |            |               | 0      |               |            |           |           |            |               | 0            | 0             |           |               |            |           |           |            | 0.00          |        |               |            |           |           |              | 0             | 0              |        |               |        |               |





PIRAEUS BANK (CR)

(Contract Size: 100 Securities, Exercise Style: American, Physical Delivery)

| Call Options      |            |           |           |            |               |        |               |            |           |           |            |               |              |               |           | Put Options   |            |           |           |            |               |        |               |            |           |           |              |               |                |        |               |        |               |
|-------------------|------------|-----------|-----------|------------|---------------|--------|---------------|------------|-----------|-----------|------------|---------------|--------------|---------------|-----------|---------------|------------|-----------|-----------|------------|---------------|--------|---------------|------------|-----------|-----------|--------------|---------------|----------------|--------|---------------|--------|---------------|
| Exercise Price    | July 2017  |           |           |            |               |        | August 2017   |            |           |           |            |               | Other Months |               | July 2017 |               |            |           |           |            | August 2017   |        |               |            |           |           | Other Months |               | Exercise Price |        |               |        |               |
|                   | Open price | Price max | Price min | Last price | Closing price | Volume | Open Interest | Open price | Price max | Price min | Last price | Closing price | Volume       | Open Interest | Volume    | Open Interest | Open price | Price max | Price min | Last price | Closing price | Volume | Open Interest | Open price | Price max | Price min | Last price   | Closing price |                | Volume | Open Interest | Volume | Open Interest |
| 0.050             | 0.000      | 0.000     | 0.000     |            | 0.211         | -      | -             | 0.000      | 0.000     | 0.000     |            | 0.211         | -            | -             |           |               | 0.000      | 0.000     | 0.000     |            | 0.005         | -      | -             | 0.000      | 0.000     | 0.000     |              | 0.001         | -              | -      |               |        | 0.001         |
| 0.100             | 0.000      | 0.000     | 0.000     |            | 0.161         | -      | -             | 0.000      | 0.000     | 0.000     |            | 0.161         | -            | -             |           |               | 0.000      | 0.000     | 0.000     |            | 0.001         | -      | -             | 0.000      | 0.000     | 0.000     |              | 0.001         | -              | -      |               |        | 0.001         |
| 0.150             | 0.000      | 0.000     | 0.000     |            | 0.111         | -      | -             | 0.000      | 0.000     | 0.000     |            | 0.114         | -            | -             |           |               | 0.000      | 0.000     | 0.000     |            | 0.002         | -      | -             | 0.000      | 0.000     | 0.000     |              | 0.003         | -              | -      |               |        | 0.002         |
| 0.200             | 0.000      | 0.000     | 0.000     |            | 0.063         | -      | 30            | 0.000      | 0.000     | 0.000     |            | 0.075         | -            | -             |           |               | 0.000      | 0.000     | 0.000     |            | 0.002         | -      | -             | 0.000      | 0.000     | 0.000     |              | 0.013         | -              | -      |               |        | 0.002         |
| 0.250             | 0.000      | 0.000     | 0.000     |            | 0.027         | -      | -             | 0.000      | 0.000     | 0.000     |            | 0.046         | -            | -             |           |               | 0.000      | 0.000     | 0.000     |            | 0.016         | -      | -             | 0.000      | 0.000     | 0.000     |              | 0.035         | -              | -      |               |        | 0.003         |
| 0.300             | 0.000      | 0.000     | 0.000     |            | 0.009         | -      | -             | 0.000      | 0.000     | 0.000     |            | 0.028         | -            | -             |           |               | 0.000      | 0.000     | 0.000     |            | 0.047         | -      | -             | 0.000      | 0.000     | 0.000     |              | 0.066         | -              | -      |               |        | 0.003         |
| 0.350             | 0.000      | 0.000     | 0.000     |            | 0.002         | -      | -             | 0.000      | 0.000     | 0.000     |            | 0.016         | -            | -             |           |               | 0.000      | 0.000     | 0.000     |            | 0.091         | -      | -             | 0.000      | 0.000     | 0.000     |              | 0.105         | -              | -      |               |        | 0.004         |
| 0.400             | 0.000      | 0.000     | 0.000     |            | 0.002         | -      | -             | 0.000      | 0.000     | 0.000     |            | 0.009         | -            | -             |           |               | 0.000      | 0.000     | 0.000     |            | 0.139         | -      | -             | 0.000      | 0.000     | 0.000     |              | 0.148         | -              | -      |               |        | 0.004         |
| 0.450             | 0.000      | 0.000     | 0.000     |            | 0.001         | -      | -             | 0.000      | 0.000     | 0.000     |            | 0.005         | -            | -             |           |               | 0.000      | 0.000     | 0.000     |            | 0.189         | -      | -             | 0.000      | 0.000     | 0.000     |              | 0.194         | -              | -      |               |        | 0.005         |
| 0.500             | 0.000      | 0.000     | 0.000     |            | 0.002         | -      | -             | 0.000      | 0.000     | 0.000     |            | 0.003         | -            | -             |           |               | 0.000      | 0.000     | 0.000     |            | 0.239         | -      | -             | 0.000      | 0.000     | 0.000     |              | 0.241         | -              | -      |               |        | 0.005         |
| Totals:           |            |           |           |            |               | 0      | 30            |            |           |           |            |               |              | 0             | 0         | 0             | 0          |           |           |            |               |        |               | 0          | 0         | 0         | 0            |               |                |        |               |        |               |
| Number of Trades: |            |           |           |            |               | 0      |               |            |           |           |            |               | 0            | 0             |           |               |            |           |           |            | 0.00          |        |               |            |           |           |              | 0             | 0              |        |               |        |               |

PPC (CR)

(Contract Size: 100 Securities, Exercise Style: American, Physical Delivery)

| Call Options      |            |           |           |            |               |        |               |            |           |           |            |               |              | Put Options   |           |               |            |           |           |            |               |        |               |            |           |           |              |               |                |        |               |        |               |
|-------------------|------------|-----------|-----------|------------|---------------|--------|---------------|------------|-----------|-----------|------------|---------------|--------------|---------------|-----------|---------------|------------|-----------|-----------|------------|---------------|--------|---------------|------------|-----------|-----------|--------------|---------------|----------------|--------|---------------|--------|---------------|
| Exercise Price    | July 2017  |           |           |            |               |        | August 2017   |            |           |           |            |               | Other Months |               | July 2017 |               |            |           |           |            | August 2017   |        |               |            |           |           | Other Months |               | Exercise Price |        |               |        |               |
|                   | Open price | Price max | Price min | Last price | Closing price | Volume | Open Interest | Open price | Price max | Price min | Last price | Closing price | Volume       | Open Interest | Volume    | Open Interest | Open price | Price max | Price min | Last price | Closing price | Volume | Open Interest | Open price | Price max | Price min | Last price   | Closing price |                | Volume | Open Interest | Volume | Open Interest |
| 1.600             | 0.000      | 0.000     | 0.000     |            | 0.700         | -      | -             | 0.000      | 0.000     | 0.000     |            | 0.703         | -            | -             |           |               | 0.000      | 0.000     | 0.000     |            | 0.001         | -      | -             | 0.000      | 0.000     | 0.000     |              | 0.001         | -              | -      |               |        | 0.016         |
| 1.700             | 0.000      | 0.000     | 0.000     |            | 0.600         | -      | -             | 0.000      | 0.000     | 0.000     |            | 0.604         | -            | -             |           |               | 0.000      | 0.000     | 0.000     |            | 0.001         | -      | -             | 0.000      | 0.000     | 0.000     |              | 0.001         | -              | -      |               |        | 0.017         |
| 1.800             | 0.000      | 0.000     | 0.000     |            | 0.500         | -      | -             | 0.000      | 0.000     | 0.000     |            | 0.505         | -            | -             |           |               | 0.000      | 0.000     | 0.000     |            | 0.001         | -      | -             | 0.000      | 0.000     | 0.000     |              | 0.002         | -              | -      |               |        | 0.018         |
| 1.900             | 0.000      | 0.000     | 0.000     |            | 0.401         | -      | -             | 0.000      | 0.000     | 0.000     |            | 0.410         | -            | -             |           |               | 0.000      | 0.000     | 0.000     |            | 0.004         | -      | -             | 0.000      | 0.000     | 0.000     |              | 0.007         | -              | -      |               |        | 0.019         |
| 2.000             | 0.000      | 0.000     | 0.000     |            | 0.303         | -      | -             | 0.350      | 0.350     | 0.350     | 0.350      | 0.350         | 10           | 10            |           |               | 0.000      | 0.000     | 0.000     |            | 0.002         | -      | -             | 0.000      | 0.000     | 0.000     |              | 0.016         | -              | -      |               |        | 0.020         |
| 2.200             | 0.000      | 0.000     | 0.000     |            | 0.130         | -      | -             | 0.000      | 0.000     | 0.000     |            | 0.171         | -            | 260           |           |               | 0.000      | 0.000     | 0.000     |            | 0.030         | -      | -             | 0.000      | 0.000     | 0.000     |              | 0.067         | -              | -      |               |        | 0.022         |
| 2.400             | 0.000      | 0.000     | 0.000     |            | 0.032         | -      | -             | 0.000      | 0.000     | 0.000     |            | 0.074         | -            | 620           |           |               | 0.000      | 0.000     | 0.000     |            | 0.132         | -      | -             | 0.000      | 0.000     | 0.000     |              | 0.171         | -              | -      |               |        | 0.024         |
| 2.600             | 0.000      | 0.000     | 0.000     |            | 0.004         | -      | -             | 0.000      | 0.000     | 0.000     |            | 0.027         | -            | 150           |           |               | 0.000      | 0.000     | 0.000     |            | 0.304         | -      | -             | 0.000      | 0.000     | 0.000     |              | 0.323         | -              | -      |               |        | 0.026         |
| 2.800             | 0.000      | 0.000     | 0.000     |            | 0.001         | -      | -             | 0.000      | 0.000     | 0.000     |            | 0.008         | -            | -             |           |               | 0.000      | 0.000     | 0.000     |            | 0.500         | -      | -             | 0.000      | 0.000     | 0.000     |              | 0.505         | -              | -      |               |        | 0.028         |
| 3.000             | 0.000      | 0.000     | 0.000     |            | 0.001         | -      | -             | 0.000      | 0.000     | 0.000     |            | 0.002         | -            | -             |           |               | 0.000      | 0.000     | 0.000     |            | 0.700         | -      | -             | 0.000      | 0.000     | 0.000     |              | 0.700         | -              | -      |               |        | 0.030         |
| 3.200             | 0.000      | 0.000     | 0.000     |            | 0.001         | -      | -             | 0.000      | 0.000     | 0.000     |            | 0.001         | -            | -             |           |               | 0.000      | 0.000     | 0.000     |            | 0.900         | -      | -             | 0.000      | 0.000     | 0.000     |              | 0.900         | -              | -      |               |        | 0.032         |
| 3.400             | 0.000      | 0.000     | 0.000     |            | 0.001         | -      | -             | 0.000      | 0.000     | 0.000     |            | 0.001         | -            | -             |           |               | 0.000      | 0.000     | 0.000     |            | 1.10          | -      | -             | 0.000      | 0.000     | 0.000     |              | 1.10          | -              | -      |               |        | 0.034         |
| 3.600             | 0.000      | 0.000     | 0.000     |            | 0.001         | -      | -             | 0.000      | 0.000     | 0.000     |            | 0.001         | -            | -             |           |               | 0.000      | 0.000     | 0.000     |            | 1.30          | -      | -             | 0.000      | 0.000     | 0.000     |              | 1.30          | -              | -      |               |        | 0.036         |
| 3.800             | 0.000      | 0.000     | 0.000     |            | 0.001         | -      | -             | 0.000      | 0.000     | 0.000     |            | 0.001         | -            | -             |           |               | 0.000      | 0.000     | 0.000     |            | 1.50          | -      | -             | 0.000      | 0.000     | 0.000     |              | 1.50          | -              | -      |               |        | 0.038         |
| 4.000             | 0.000      | 0.000     | 0.000     |            | 0.001         | -      | -             | 0.000      | 0.000     | 0.000     |            | 0.001         | -            | -             |           |               | 0.000      | 0.000     | 0.000     |            | 1.70          | -      | -             | 0.000      | 0.000     | 0.000     |              | 1.70          | -              | -      |               |        | 0.040         |
| 4.400             | 0.000      | 0.000     | 0.000     |            | 0.001         | -      | -             | 0.000      | 0.000     | 0.000     |            | 0.001         | -            | -             |           |               | 0.000      | 0.000     | 0.000     |            | 2.10          | -      | -             | 0.000      | 0.000     | 0.000     |              | 2.10          | -              | -      |               |        | 0.044         |
| 4.800             | 0.000      | 0.000     | 0.000     |            | 0.001         | -      | -             | 0.000      | 0.000     | 0.000     |            | 0.001         | -            | -             |           |               | 0.000      | 0.000     | 0.000     |            | 2.50          | -      | -             | 0.000      | 0.000     | 0.000     |              | 2.50          | -              | -      |               |        | 0.048         |
| 5.200             | 0.000      | 0.000     | 0.000     |            | 0.001         | -      | -             | 0.000      | 0.000     | 0.000     |            | 0.001         | -            | -             |           |               | 0.000      | 0.000     | 0.000     |            | 2.90          | -      | -             | 0.000      | 0.000     | 0.000     |              | 2.90          | -              | -      |               |        | 0.052         |
| 5.600             | 0.000      | 0.000     | 0.000     |            | 0.001         | -      | -             | 0.000      | 0.000     | 0.000     |            | 0.001         | -            | -             |           |               | 0.000      | 0.000     | 0.000     |            | 3.30          | -      | -             | 0.000      | 0.000     | 0.000     |              | 3.30          | -              | -      |               |        | 0.056         |
| 6.000             | 0.000      | 0.000     | 0.000     |            | 0.001         | -      | -             | 0.000      | 0.000     | 0.000     |            | 0.001         | -            | -             |           |               | 0.000      | 0.000     | 0.000     |            | 3.70          | -      | -             | 0.000      | 0.000     | 0.000     |              | 3.70          | -              | -      |               |        | 0.060         |
| 6.400             | 0.000      | 0.000     | 0.000     |            | 0.001         | -      | -             | 0.000      | 0.000     | 0.000     |            | 0.001         | -            | -             |           |               | 0.000      | 0.000     | 0.000     |            | 4.10          | -      | -             | 0.000      | 0.000     | 0.000     |              | 4.10          | -              | -      |               |        | 0.064         |
| 6.800             | 0.000      | 0.000     | 0.000     |            | 0.001         | -      | -             | 0.000      | 0.000     | 0.000     |            | 0.001         | -            | -             |           |               | 0.000      | 0.000     | 0.000     |            | 4.50          | -      | -             | 0.000      | 0.000     | 0.000     |              | 4.50          | -              | -      |               |        | 0.068         |
| Totals:           |            |           |           |            |               | 0      | 0             |            |           |           |            |               | 10           | 1,040         | 0         | 100           |            |           |           |            |               | 0      | 0             |            |           |           |              |               | 0              | 0      | 0             | 40     |               |
| Number of Trades: |            |           |           |            |               | 0      |               |            |           |           |            |               | 1            |               | 0         |               |            |           |           |            |               | 0.00   |               |            |           |           |              |               | 0              |        | 0             |        |               |

| Lending Products | Underlying Title               | Multilateral Transactions[1] |                 |                  |                     |                  | Bilateral Transactions[2] |                  | Stock Borrowing through OTC (volume)[3] |
|------------------|--------------------------------|------------------------------|-----------------|------------------|---------------------|------------------|---------------------------|------------------|---|
|                  |                                | Open Interest[5]             | Volume(Offered) | Average Weighted | Transactions volume | Average Weighted | Transactions Volume       | Average Weighted | Transactions Volume                     |
| ADMIEBOR         | ADMIE (IPTO) HOLDING S.A. (CR) | ---                          | 9,599           | 5.31%            | ---                 | ---              | ---                       | ---              |   |
| AEGNBOR          | AEGEAN AIRLINES (CR)           | 500                          | 10,144          | 5.31%            | ---                 | ---              | ---                       | 11,701           |   |
| ALPHABOR         | ALPHA BANK (CR)                | 25,001                       | 21,224          | 5.31%            | ---                 | ---              | ---                       | 13,261,784       |   |
| ALMYBOR          | ALUMIL (CR)                    | ---                          | ---             | ---              | ---                 | ---              | ---                       | ---              |   |
| EEEBOR           | CC HBC AG (CR)                 | 1,928                        | 88              | 5.31%            | ---                 | ---              | ---                       | 70,546           |   |
| CENERBOR         | CENERGY HOLDINGS (CB)          | 101                          | 1,919           | 5.31%            | ---                 | ---              | ---                       | ---              |   |
| ELLAKTORBOR      | ELLAKTOR (CR)                  | ---                          | 68,439          | 5.31%            | ---                 | ---              | ---                       | ---              |   |
| EUROBBOR         | EUROBANK ERGASIAS (CR)         | 100,659                      | 20,360          | 5.31%            | ---                 | ---              | ---                       | 8,797,431        |   |
| EYDAPBOR         | EYDAP S.A. (CR)                | 800                          | 2,215           | 5.31%            | ---                 | ---              | ---                       | 17,880           |   |
| FFGRPBOR         | FOLLI FOLLIE (CR)              | 1,728                        | 85,723          | 5.31%            | ---                 | ---              | ---                       | 582,380          |   |
| FOYRKBOR         | FOURLIS (CR)                   | ---                          | 4,878           | 5.31%            | ---                 | ---              | ---                       | 4,650            |   |
| GEKTERNABOR      | GEK TERNA (CR)                 | 150                          | 26,520          | 5.31%            | ---                 | ---              | ---                       | 129              |   |
| SARBOR           | GR. SARANTIS SA (CR)           | 270                          | 13              | 5.38%            | ---                 | ---              | ---                       | ---              |   |
| EUPROBOR         | GRIVALIA PROPERTIES (CR)       | 900                          | 96,063          | 5.31%            | ---                 | ---              | ---                       | 15,533           |   |
| EXAEBOR          | HELLENIC EXCHANGES-A.S.E. (CR) | 18,763                       | 386,717         | 3.86%            | 3                   | 2.65%            | ---                       | 100,365          |   |
| ELPEBOR          | HELLENIC PETROLEUM (CR)        | 1,000                        | 108,313         | 5.31%            | ---                 | ---              | ---                       | 42,606           |   |
| INLOTBOR         | INTRALOT (CR)                  | ---                          | 52,999          | 5.31%            | ---                 | ---              | ---                       | 803              |   |
| BELABOR          | JUMBO SA (CR)                  | 3,124                        | 151,967         | 5.31%            | ---                 | ---              | ---                       | 24,706           |   |
| LAMDABOR         | LAMDA DEVELOPMENT SA (CR)      | 14                           | 100             | 5.32%            | ---                 | ---              | ---                       | ---              |   |
| MIGBOR           | MARFIN INVESTMENT GROUP (CR)   | 100,000                      | 164,843         | 5.31%            | ---                 | ---              | ---                       | 744,474          |   |
| MOHBOR           | MOTOR OIL (CR)                 | 4,609                        | 35,949          | 5.31%            | ---                 | ---              | ---                       | 101,206          |   |
| MYTILBOR         | MYTILINEOS HOLDINGS (CR)       | 30,134                       | 155,658         | 5.31%            | ---                 | ---              | ---                       | 26,165           |   |
| ETEBOR           | NATIONAL BANK (CR)             | 350,000                      | 777,934         | 5.31%            | ---                 | ---              | ---                       | 18,240,515       |   |
| OPAPBOR          | OPAP (CR)                      | 5,000                        | 91,114          | 5.31%            | ---                 | ---              | ---                       | 860,784          |   |
| HTOBOR           | OTE (CR)                       | 6,281                        | 65,469          | 5.31%            | ---                 | ---              | ---                       | 362,573          |   |
| PPABOR           | P.P.A. S.A. (CR)               | 2,045                        | 36              | 3.30%            | ---                 | ---              | ---                       | 2,901            |   |
| TPEIRBOR         | PIRAEUS BANK (CR)              | 9,212                        | 16,157          | 5.31%            | 3,151               | 3.89%            | ---                       | 25,178,557       |   |
| PLAISBOR         | PLAISIO COMPUTERS SA (CR)      | ---                          | ---             | ---              | ---                 | ---              | ---                       | ---              |   |
| PPCBOR           | PPC (CR)                       | 2,450                        | 106,003         | 5.31%            | 450                 | 2.65%            | ---                       | 476,658          |   |
| QUALBOR          | QUALITY & RELIABILITY SA (CR)  | ---                          | ---             | ---              | ---                 | ---              | ---                       | ---              |   |
| TENERGYBOR       | TERNA ENERGY (CR)              | 1,000                        | 27,914          | 5.31%            | ---                 | ---              | ---                       | 1,000            |   |

## Stock Lending Notes

[1] - Multilateral contracts Lending or Borrowing as per Methods 8-1, 8-2 and 8-3-3 (According to ATHEX BoD Resolution No.17)

[2] - Bilateral Contracts Lending or Borrowing as per Methods 8-3-1 and 8-3-2 (According to ATHEX BoD Resolution No.20 )

[3] - The information concerning OTC Stock Borrowing Transactions is based on the statements of the Dematerialised Securities System (DSS) operators involved and refers to volumes that have been registered up until the previous working day.

[4] - Average Price (Volume weighted)

[5] - The Data concerning Open Interest before the start of trading session

| Lending Products | Underlying Title    | Open Interest[5] | Multilateral Transactions[1] |                  |                     |                  | Bilateral Transactions[2] |                  | Stock Borrowing through OTC (volume)[3] |
|------------------|---------------------|------------------|------------------------------|------------------|---------------------|------------------|---------------------------|------------------|---|
|                  |                     |                  | Volume(Offered)              | Average Weighted | Transactions volume | Average Weighted | Transactions Volume       | Average Weighted | Transactions Volume                     |
| TITKBOR          | TITAN CEMENT (CR)   | 329              | 208,962                      | 5.31%            | ---                 | ---              | ---                       | ---              | 16,704                                  |
| VIOBOR           | VIOHALCO SA/NV (CB) | 500              | 57,578                       | 5.31%            | ---                 | ---              | ---                       | ---              | ---                                     |

## Stock Lending Notes

[1] - Multilateral contracts Lending or Borrowing as per Methods 8-1, 8-2 and 8-3-3 (According to ATHEX BoD Resolution No.17)

[2] - Bilateral Contracts Lending or Borrowing as per Methods 8-3-1 and 8-3-2 (According to ATHEX BoD Resolution No.20 )

[3] - The information concerning OTC Stock Borrowing Transactions is based on the statements of the Dematerialised Securities System (DSS) operators involved and refers to volumes that have been registered up until the previous working day.

[4] - Average Price (Volume weighted)

[5] - The Data concerning Open Interest before the start of trading session

## Sectors codification for listed companies

|       |   |                                   |      |   |                               |
|-------|---|-----------------------------------|------|---|-------------------------------|
| 533   | - | Exploration & Production          | 537  | - | Integrated Oil & Gas          |
| 1353  | - | Commodity Chemicals               | 1357 | - | Specialty Chemicals           |
| 1753  | - | Aluminum                          | 1755 | - | Nonferrous Metals             |
| 1757  | - | Steel                             | 1775 | - | General Mining                |
| 2353  | - | Building Materials & Fixtures     | 2357 | - | Heavy Construction            |
| 2723  | - | Containers & Packaging            | 2727 | - | Diversified Industrials       |
| 2733  | - | Electrical Components & Equipment | 2753 | - | Commercial Vehicles & Trucks  |
| 2757  | - | Industrial Machinery              | 2773 | - | Marine Transportation         |
| 2777  | - | Transportation Services           | 2791 | - | Business Support Services     |
| 2797  | - | Industrial Suppliers              | 3535 | - | Distillers & Vintners         |
| 3537  | - | Soft Drinks                       | 3573 | - | Farming Fishing & Plantations |
| 3577  | - | Food Products                     | 3722 | - | Durable Household Products    |
| 3726  | - | Furnishings                       | 3728 | - | Home Construction             |
| 3747  | - | Toys                              | 3763 | - | Clothing & Accessories        |
| 3765  | - | Footwear                          | 3767 | - | Personal Products             |
| 3785  | - | Tobacco                           | 4533 | - | Health Care Providers         |
| 4535  | - | Medical Equipment                 | 4577 | - | Pharmaceuticals               |
| 5337  | - | Food Retailers & Wholesalers      | 5371 | - | Apparel Retailers             |
| 5373  | - | Broadline Retailers               | 5375 | - | Home Improvement Retailers    |
| 5379  | - | Specialty Retailers               | 5553 | - | Broadcasting & Entertainment  |
| 5555  | - | Media Agencies                    | 5557 | - | Publishing                    |
| 5751  | - | Airlines                          | 5752 | - | Gambling                      |
| 5753  | - | Hotels                            | 5755 | - | Recreational Services         |
| 5757  | - | Restaurants & Bars                | 5759 | - | Travel & Tourism              |
| 6535  | - | Fixed Line Telecommunications     | 6575 | - | Mobile Telecommunications     |
| 7535  | - | Conventional Electricity          | 7537 | - | Alternative Electricity       |
| 7577  | - | Water                             | 8355 | - | Banks                         |
| 8534  | - | Insurance Brokers                 | 8536 | - | Property & Casualty Insurance |
| 8633  | - | Real Estate Holding & Development | 8637 | - | Real Estate Services          |
| 8671  | - | Industrial & Office REITs         | 8674 | - | Diversified REITs             |
| 8675  | - | Specialty REITs                   | 8775 | - | Specialty Finance             |
| 8777  | - | Investment Services               | 8985 | - | Equity Investment Instruments |
| 9533  | - | Computer Services                 | 9535 | - | Internet                      |
| 9537  | - | Software                          | 9572 | - | Computer Hardware             |
| 9574  | - | Electronic Office Equipment       | 9578 | - | Telecommunications Equipment  |
| 12003 | - | ETF                               |      |   |                               |





**ATHEXGROUP**

*Όμιλος Χρηματιστηρίου Αθηνών*

Λεωφ. Αθηνών 110 104 42 Αθήνα

110, Athinon Ave. GR 104 42 Athens

tel. (+30)210-33.66.800, fax (+30)210-33.66.101

[www.athexgroup.gr](http://www.athexgroup.gr)