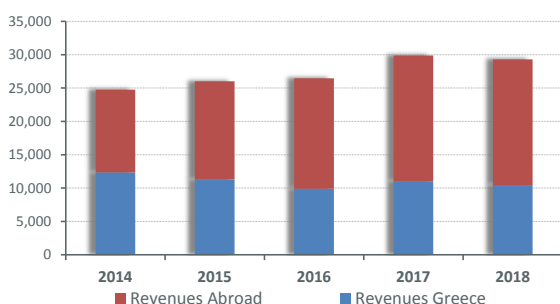


COMPANY PROFILE

Fieratex SA is a Greece-based company engaged in the textile industry. Its main activities are the production, processing and distribution of knitted fabrics, as well as dyeing and finishing services to other fabric producers. Its product range includes garments, fashion outerwear, sportswear and swimwear garments, as well as underwear and sleepwear. The Company is also doing research and development; it works on textile innovation such as tailor made products and solutions using new treatments and processes on fiber and color. Fieratex SA exports its products to Europe, Israel, South America and Hong Kong.

REVENUE ANALYSIS (in € 000)



Revenues from abroad represented the 64.29% of the group's annual turnover in 2018.

OVERVIEW - TRADING DATA

OVERVIEW - TRADING DATA 1 Year (data of period 01/05/2018 - 30/04/2019)

Symbol:	FIER		
Athex Market:	MAIN MARKET		
Listing in Athex:	June 30, 1999		
Sector Classification:	Personal & Household Goods		
Subsector Classification:	Clothing & Accessories		
Market Cap (Mil. €): (30 April 2019)	3,000		
Shares Outstanding (number): (30 April 2019)	10,203,575		
Average Spread (%):	26.53		
Market Liquidity (%):	1.51%		
Average Trading volume (no of shares):	266.6		
Total Value of transactions (€):	338,723		
Days to trade (1% of outstanding amount):	78.3		
Free Float (30 April 2019):	45.57%		
Turnover Velocity (F.F. Weighted):	7.21%		
Historic Volatility	30 days	60 days	90 days
(annualised %)	185.63%	137.64%	127.05%

COMPANY'S PERFORMANCE

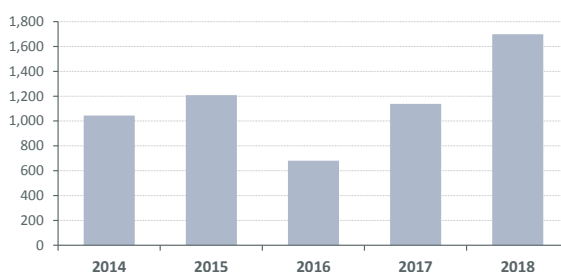
FINANCIAL OVERVIEW (Company)

(in 000)	2014	2015	2016	2017	2018
Revenues	24,771	26,004	26,450	29,891	29,300
Gross Profit	1,044	1,209	681	1,138	1,698
EBIT	-519	-290	-1,078	-299	151
EBITDA	932	1,143	332	1,071	1,568
Profit before tax	-903	-752	-1,458	-847	-342
Profit after tax	-675	-1,056	-1,039	-528	101
Total Equity	13,896	12,801	11,811	11,994	12,073
E.P.S.	-0.066	-0.10	-0.10	-0.06	0.01
ROE	-4.86%	-8.25%	-8.80%	-4.40%	0.84%

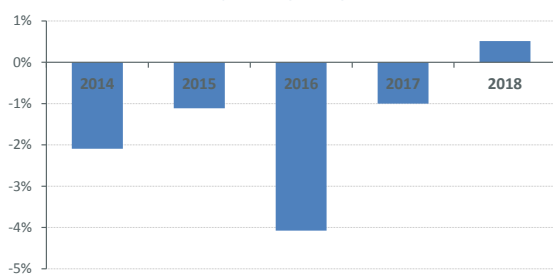
Revenues (in 000)



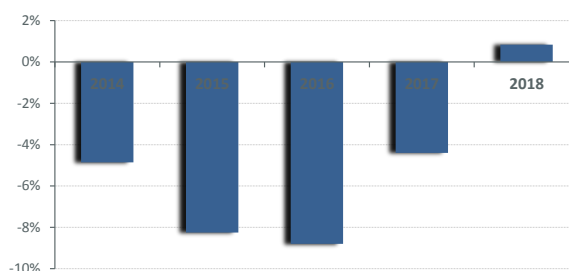
GROSS PROFIT (in 000)



Operating Margin



Return On Equity (ROE)



MAJOR SHAREHOLDERS (>5%)

Name	%
FIERA S.A.	33.34%
ANEZOULAKI CHRYSOULA	7.44%
TEKELOGLOU IOANNIS	13.65%
Total	54.43%

BOARD OF DIRECTORS

Name	Qualification
ANEZOULAKIS D. IOANNIS	PRESIDENT/CEO/EXECUTIVE MEMBER
ANEZOULAKIS I. DIMITRIOS	EXECUTIVE MEMBER
MANTIKOS A. ATHANASIOS	NON EXECUTIVE MEMBER
ZERVOU S. EKATERINI	NON EXECUTIVE MEMBER
ZERVOS S. NIKOLAOS	INDEPENDENT NON EXECUTIVE MEMBER
KONSTANTINIDIS A. PERIKLIS	INDEPENDENT NON EXECUTIVE MEMBER

The information contained in this report is prepared by Athens Exchange Group (ATHEX Group) and while all reasonable efforts have been used to ensure that the information contained herein is correct at the time of publication, it cannot be guaranteed as to its accuracy or completeness. This report is for informational purposes, based on publicly available data and does not constitute financial or investment advice, thus no liability is accepted by ATHEX group and/or any listed company.

The present document is property of ATHEX Group and the rights over it are protected under the stipulations about intellectual property rights.

Copyright © 2019 Athens Exchange Group.