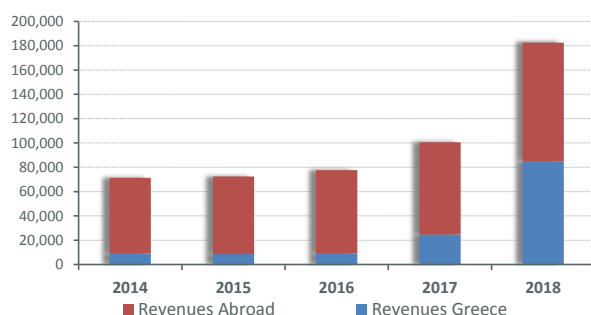


COMPANY PROFILE

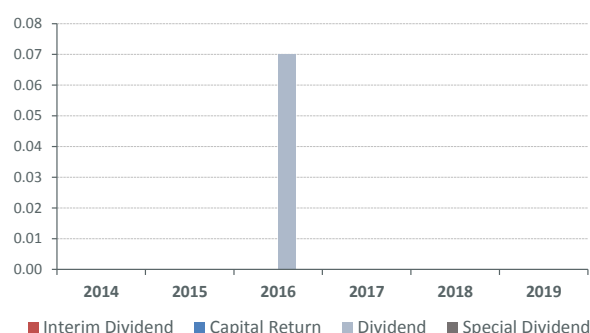
Karatzis SA is a Greece-based industrial and hotel enterprise. The Company, together with its subsidiaries, conducts business activities in the following fields: the production of polymer and synthetic fibers for agricultural, construction and industrial use; the exploitation of two hotel complexes, and the production of energy from photovoltaic parks. Under its industrial activity the company operates production units in Greece and Germany, in addition to commercial enterprises located in Spain, Italy, Russia and the United Kingdom. Its hotel activity comprises of the two hotels of the parent company, Nana Beach and Nana Princess. Under the activity of energy production from photovoltaic (P/V) parks, the Company operates P/V stations with a combined capacity of approximately nine megawatts (MW) and the P/V station of the subsidiary Karatzis Industrial & Hotel Enterprises SA & Co in the prefecture of Pieria with a capacity of approximately five MW.

REVENUE ANALYSIS (in € 000)



Revenues from abroad represented the 53.56% of the group's annual turnover in 2018.

DIVIDEND POLICY & CAPITAL RETURN (in €)



OVERVIEW - TRADING DATA

OVERVIEW - TRADING DATA 1 Year (data of period 01/05/2018 - 30/04/2019)

Symbol:	KARTZ		
Athex Market:	MAIN MARKET		
Listing in Athex:	September 4, 2000		
Sector Classification:	Industrial Goods & Services		
Subsector Classification:	Containers & Packaging		
Market Cap (Mil. €): (30 April 2019)	111,566		
Shares Outstanding (number): (30 April 2019)	14,679,792		
Average Spread (%):	5.28		
Market Liquidity (%):	0.35%		
Average Trading volume (no of shares):	8,493.6		
Total Value of transactions (€):	296,913		
Days to trade (1% of outstanding amount):	118.3		
Free Float (30 April 2019):	17.50%		
Turnover Velocity (F.F. Weighted):	11.43%		
Historic Volatility	30 days	60 days	90 days
(annualised %)	31.38%	30.87%	34.08%

GROUP STRUCTURE

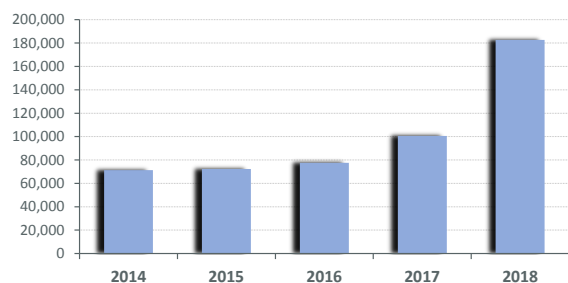
KARATZIS SA - Parent	% Holding
MESH PACK GMBH	100%
CROPPY SOLUTIONS SL	90%
KARATZIS INDUSTRIAL & HOTELIER ENTERPRISES SA & CO	99%
KEN S.A.	100%
KARATZIS RUSSIA LTD	90%
KARATZIS ITALIA SRL	51%
ZEUS PACKAGING AGRI LTD	50%
Spereal IKE	50%
KKX MARKET IKE	50%
Karmyl IKE	50%

COMPANY'S PERFORMANCE

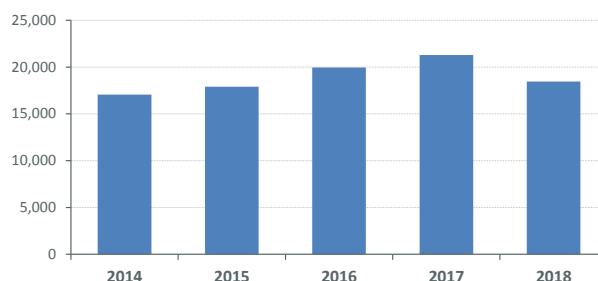
FINANCIAL OVERVIEW (Consolidated)

(in 000)	2014	2015	2016	2017	2018
Revenues	71,387	72,339	77,611	100,483	182,606
Gross Profit	18,629	18,681	21,087	26,152	28,023
EBIT	11,289	11,763	13,829	14,857	11,410
EBITDA	17,049	17,890	19,944	21,284	18,459
Profit before tax	8,949	9,902	11,994	24,139	9,904
Profit after tax	6,452	5,728	8,439	16,645	7,370
Total Equity	96,192	101,917	110,394	125,634	132,941
E.P.S.	0.440	0.39	0.57	1.13	0.50
ROE	6.71%	5.62%	7.64%	13.25%	5.54%
Net Debt Ratio	1.14	0.94	0.83	0.07	0.97

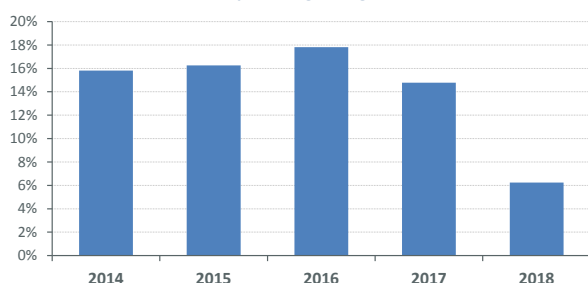
Revenues (in 000)



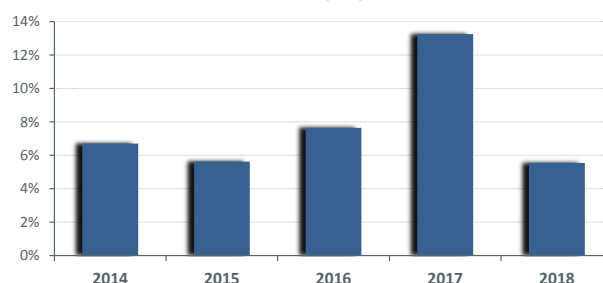
EBITDA (in 000)



Operating Margin



Return On Equity (ROE)



MAJOR SHAREHOLDERS (>5%)

Name	%
KARATZIS ANTONIOS	44.14%
KARATZI MARIA	38.36%
Total	82.50%

BOARD OF DIRECTORS

Name	Qualification
KARATZIS M. ANTONIOS	PRESIDENT/CEO/EXECUTIVE MEMBER
KARATZI S. ATHINA	VICE PRESIDENT/EXECUTIVE MEMBER
KARATZI M. MARIA	CEO/EXECUTIVE MEMBER
ARCHONTAKIS L. KONSTANTINOS	EXECUTIVE MEMBER
KALATHAS A. ILIAS	EXECUTIVE MEMBER
ANTONAKAKIS K. ELEYTHERIOS	NON EXECUTIVE MEMBER
PAPASTEFANAKIS E. IASON	INDEPENDENT NON EXECUTIVE MEMBER
ZAMPETAKIS M. FANOURIOS	INDEPENDENT NON EXECUTIVE MEMBER
VENERIS V. GEORGIOS	INDEPENDENT NON EXECUTIVE MEMBER

The information contained in this report is prepared by Athens Exchange Group (ATHEX Group) and while all reasonable efforts have been used to ensure that the information contained herein is correct at the time of publication, it cannot be guaranteed as to its accuracy or completeness. This report is for informational purposes, based on publicly available data and does not constitute financial or investment advice, thus no liability is accepted by ATHEX group and/or any listed company. The present document is property of ATHEX Group and the rights over it are protected under the stipulations about intellectual property rights. Copyright © 2019 Athens Exchange Group.