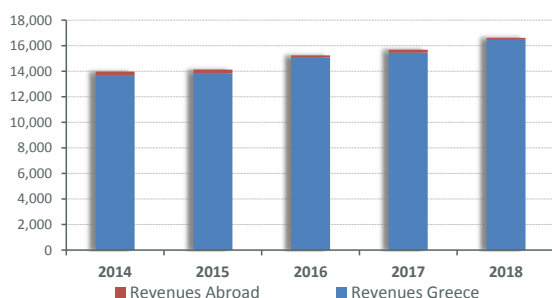


COMPANY PROFILE

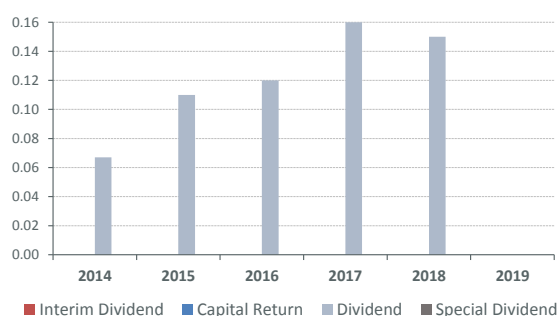
Paperpack SA is a Greece-based company that is active in the Carton Packaging Industry. Through its prepress department, post- printing, industrial design, printing and quality assurance departments, the Company manufactures a range of products, such as Folding Boxes, Pharmaceutical Leaflets (Inserts & Outserts), Inner & Blister Cards and Brochures for all Market Segments such as Pharmaceutical, Food & Beverages, Personal Care, Tobacco and General Packaging. Since October 2012, with the absorption of its 100% subsidiary PROMOCARTON SA, the company operates in the production and marketing of promotional products, stands, auto stands and points of purchase (POP) materials.

REVENUE ANALYSIS (in € 000)



Revenues from abroad represented the 1.01% of the group's annual turnover in 2018.

DIVIDEND POLICY & CAPITAL RETURN (in €)



OVERVIEW - TRADING DATA

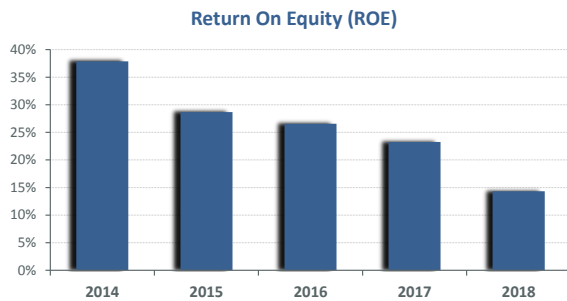
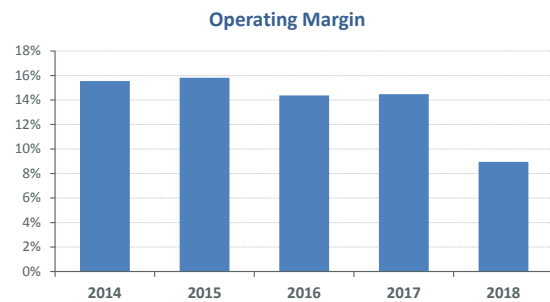
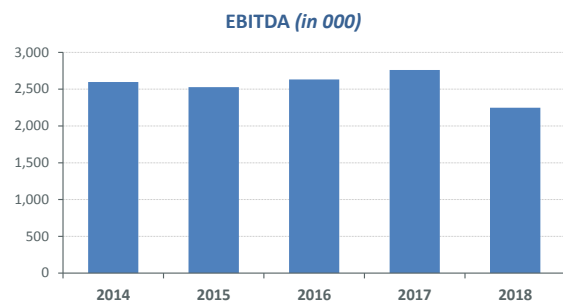
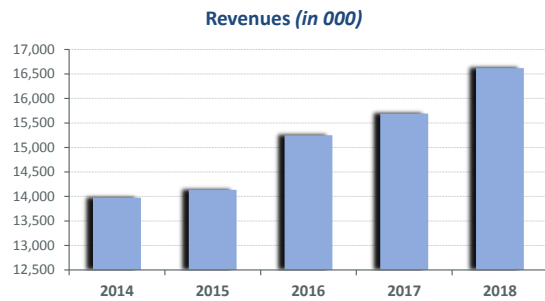
OVERVIEW - TRADING DATA 1 Year (data of period 01/05/2018 - 30/04/2019)

Symbol:	PPAK		
Athex Market:	MAIN MARKET		
Listing in Athex:	October 19, 2000		
Sector Classification:	Industrial Goods & Services		
Subsector Classification:	Containers & Packaging		
Market Cap (Mil. €): (30 April 2019)	12,650		
Shares Outstanding (number): (30 April 2019)	3,953,090		
Average Spread (%):	7.75		
Market Liquidity (%):	2.25%		
Average Trading volume (no of shares):	3,952.2		
Total Value of transactions (€):	306,630		
Days to trade (1% of outstanding amount):	33.3		
Free Float (30 April 2019):	29.00%		
Turnover Velocity (F.F. Weighted):	26.46%		
Historic Volatility	30 days	60 days	90 days
(annualised %)	39.40%	32.19%	37.37%

COMPANY'S PERFORMANCE

FINANCIAL OVERVIEW (Company)

(in 000)	2014	2015	2016	2017	2018
Revenues	13,976	14,136	15,247	15,692	16,621
Gross Profit	4,266	4,308	4,341	4,578	4,407
EBIT	2,173	2,237	2,192	2,273	1,488
EBITDA	2,598	2,529	2,632	2,761	2,248
Profit before tax	1,826	1,834	1,931	2,016	1,059
Profit after tax	1,287	1,255	1,352	1,395	761
Total Equity	3,398	4,377	5,094	6,003	5,310
E.P.S.	0.319	0.31	0.34	0.35	0.19
ROE	37.88%	28.66%	26.55%	23.24%	14.33%
Net Debt Ratio	1.30	1.13	0.86	1.47	2.33



MAJOR SHAREHOLDERS (>5%)

Name	%
TSOUKARIDIS IOANNIS	71.00%
Total	71.00%

BOARD OF DIRECTORS

Name	Qualification
TSOUKARIDIS P. IOANNIS	PRESIDENT/CEO/EXECUTIVE MEMBER
FASOULI - GRAFANAKI E. KORINA	VICE PRESIDENT/NON EXECUTIVE MEMBER
TSOUKARIDI JULIANNA	DEPUTY CEO/EXECUTIVE MEMBER
ZETOS NIKOLAOS	DEPUTY CEO/EXECUTIVE MEMBER
ANTONAKOS DIMITRIOS	INDEPENDENT NON EXECUTIVE MEMBER
BASILOPOULOS P. TITOS	INDEPENDENT NON EXECUTIVE MEMBER
FRAGOS LAMPROS	NON EXECUTIVE MEMBER
DAVID SAMOUIL SAMIS	NON EXECUTIVE MEMBER
LADOPOULOS DIMITRIOS	NON EXECUTIVE MEMBER

The information contained in this report is prepared by Athens Exchange Group (ATHEX Group) and while all reasonable efforts have been used to ensure that the information contained herein is correct at the time of publication, it cannot be guaranteed as to its accuracy or completeness. This report is for informational purposes, based on publicly available data and does not constitute financial or investment advice, thus no liability is accepted by ATHEX group and/or any listed company.

The present document is property of ATHEX Group and the rights over it are protected under the stipulations about intellectual property rights.

Copyright © 2019 Athens Exchange Group.