

21

Ημερήσιο Δελτίο  
Συναλλακτικής Δραστηριότητας

Daily Official List  
of Trading Activity

Friday, 21 May, 2021

Year: 142 Trading Day No: 92



**ATHEXGROUP**  
Athens Exchange Group

**Disclaimer:**

Hellenic Exchanges-Athens Stock Exchange S.A endeavours to ensure that the data and other material ("Information") presented on the Daily Official List are accurate and complete, but it is not liable for any errors or omissions of data or /and for the accuracy, credibility, updating and completeness of the aforesaid information nor it has any liability arising directly or indirectly from the use of the above Information.

The Company is not liable for the accuracy of the data included in listed companies' announcements. Only the sender of such an announcement is fully and solely liable for any infringement of third party's rights from the content of such announcement. All contents of the Daily Official List are provided only for information purposes and do not constitute investment advice or solicitation to invest in securities or other products listed for trading on the Exchange.

You acknowledge and agree that the Company is the owner of any property rights related to any Information appearing on the Daily Official List including intellectual property rights copyright, trademarks, etc.

The above data are a property of the Hellenic Exchanges-Athens Exchange and are copyright protected. Users are forbidden to reproduce, modify, copy, sale, transmit or redistribute, by all reproduction means and methods, part or the whole of the above data, without reference to their source.

The commercial exploitation of these data is, also, forbidden by third parties. Hellenic Exchanges-Athens Exchange does not carry any responsibility, direct or indirect, derived from usage or accidental alteration of the above data when used by third parties.

---

**Hellenic Exchanges – Athens Stock Exchange S.A.**

110 Athinon Ave.,10442 Athens, Tel: (210) 33.66.800, Fax: (210) 32.13.938

[www.athexgroup.gr](http://www.athexgroup.gr)

---

**Thessalonica Stock Exchange Center (T.S.E.C)**

16-18 Katouni Str., Thessalonica 546 25 Tel: (2310) 567.667, Fax: (2310) 530.545

**Athex Members Guarantee Fund**

14-16 Fidiou Str., Athens 106 78, Tel: (210) 33.04.682, Fax: (210) 33.04.155

**Hellenic Republic Capital Market Commission**

1 Kolokotroni Str. & 1 Stadiou Str., Athens 10562 Tel: (210) 33.77.100 Fax: (210) 33.77.173

---

**Table of Contents**

---

**Section 1: Statistical Figures of Securities, Derivatives and Lending**

Summary of Markets

Athex Indices

Analytic Figures for Athex Market's Boards and Categories

Trading Details by Athex Sectors and Financial Instruments (ETFs)

Top 10 best &amp; worst performing Shares

Derivatives Summary

**Section 2: Analytic Figures of Shares Transactions**

Analytic Figures of Shares Transactions

Shares' Notes

**Section 3: Figures of Securities Transactions**

Securities Blocks Details

Shares Rights Details

Stock Borrowing

Forced Sales Details

Forced Sales Registered Shares

Exchange Traded Funds (ETFs) Characteristics

**Section 5: Bonds traded in Fixed Income Assets Market**

Convertible Corporate Bonds - Regulated Market

Non Convertible Corporate Bonds - Regulated Market

Government Bonds

Treasury Bills &amp; Zero Coupon Government Bonds

Government Bonds Traded with the Open Outcry Method

State Banks Bonds

**Section 6: Additional Infos**

Athex &amp; ATHEXClear Members List

List of Stocks under Market Making operations

**Section 7: Derivatives Market Analytic Figures**

Index Futures

Stock Futures

Index Options

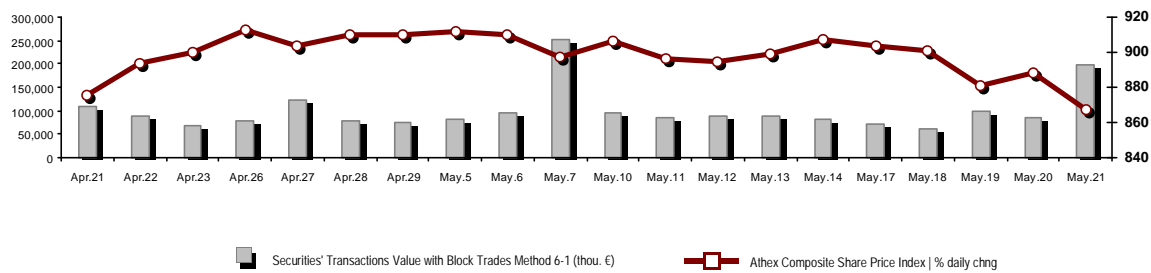
Stock Options

Stock Lending Analytic Figures

**Appendix A: Sectors codification for listed companies**

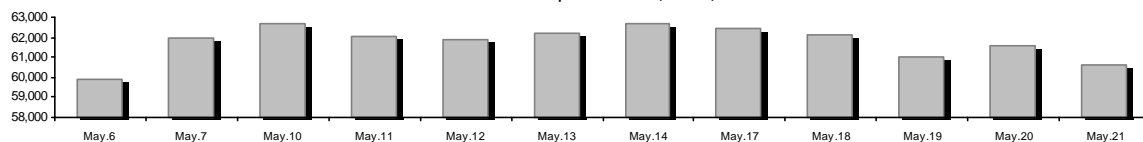
## Summary of Markets

Athex Composite Share Price Index vs Shares and Derivatives Transactions Value

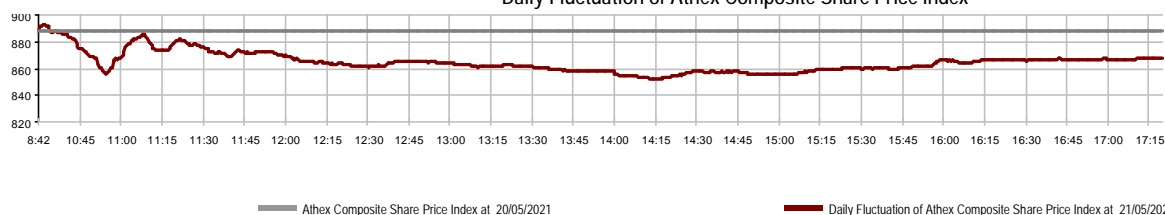


Athex Capitalisation (mill. €) **:	60,644.48	Derivatives Total Open Interest	758,327
Daily change: mill. €   %	-930.90 -1.51%	in Index Futures   % daily chng	7,394 3.97%
Yearly Avg Capitalisation: mill. €   % chng prev year Avg	55,869.38 17.89%	in Stock Futures   % daily chng	747,279 -0.61%
Athex Composite Share Price Index   % daily chng	867.56 -2.35%	in Index Options   % daily chng	2,255 1.35%
Athex Composite Share Price Index Capitalisation (mill. €)	54,498.45	in Stock Options   % daily chng	1,399 3.40%
Daily change (mill. €)	-855.78		
Securities' Transactions Value with Block Trades Method 6-1 (t)	199,375.10	Derivatives Contracts Volume:	240,586
Daily change: %	115,739.79 138.39%	Daily change: pieces   %	156,969 187.72%
YtD Avg Trans. Value: thou. €   % chng prev year Avg	81,050.59 26.56%	YtD Avg Derivatives Contracts % chng prev year Avg	67,008 67.26%
Blocks Transactions Value of Method 6-1 (thou. €)	6,980.56	Derivatives Trades Number:	7,627
Blocks Transactions Value of Method 6-2 & 6-3 (thou. €)	0.00	Daily change: number   %	4,802 169.98%
Bonds Transactions Value (thou.€)	878.08	YtD Avg Trades number % chng prev year Avg	2,940 10.78%
Securities' Transactions Volume with Block Trades Method 6-1 (tho)	154,226.22	Lending Total Open Interest	743,865
Daily change: thou. pieces   %	109,339.58 243.59%	Daily change: pieces   %	-2,948 -0.39%
YtD Avg Volume: % chng prev year Avg	41,723.85 1.54%	Lending Volume (Multilateral/Bilateral)	238,011
Blocks Transactions Volume of Method 6-1 (thou. Pieces)	2,755.71	Daily change: pieces   %	222,900
Blocks Transactions Volume of Method 6-2 & 6-3 (thou. Pieces)	0.00	Multilateral Lending	238,011
Bonds Transactions Volume	866,000	Bilateral Lending	0
Securities' Trades Number with Block Trades Method 6-1	69,748	Lending Trades Number:	18
Daily change: number   %	30,719 78.71%	Daily change: %	-4
YtD Avg Trades number % chng prev year Avg	37,035 13.48%	Multilateral Lending Trades Number	18
Number of Blocks Method 6-1	8	Bilateral Lending Trades Number	0
Number of Blocks Method 6-2 & 6-3	0		
Number of Bonds Transactions	63		

Athex Capitalisation (mill. €) \*\*



Daily Fluctuation of Athex Composite Share Price Index



## Athex Indices

Index name	21/05/2021	20/05/2021	pts.	%	Min	Max	Year min	Year max	Year change
Athex Composite Share Price Index	867.56 €	888.41	-20.85	-2.35%	852.54	892.69	726.02	919.21	7.24% #
FTSE/Athex Large Cap	2,085.55 €	2,151.31	-65.76	-3.06%	2,046.02	2,162.68	1,718.82	2,234.40	7.80% #
FTSE/Athex Mid Cap Index	1,348.23 €	1,362.62	-14.39	-1.06%	1,330.35	1,371.88	1,026.21	1,392.99	21.75% #
FTSE/ATHEX-CSE Banking Index	382.57 €	429.51	-46.94	-10.93%	360.50	430.24	306.88	483.96	-2.60% €
FTSE/ATHEX High Dividend Yield Index	2,993.14 €	3,011.64	-18.50	-0.61%	2,977.35	3,035.63	2,542.41	3,092.52	10.69% #
FTSE/ATHEX Global Traders Index Plus	2,406.94 €	2,428.52	-21.58	-0.89%	2,389.74	2,440.07	1,943.84	2,510.06	14.54% #
FTSE/ATHEX Mid & Small Cap Factor-Weighted Ind	3,541.38 €	3,579.06	-37.68	-1.05%	3,513.51	3,590.34	2,996.13	3,630.33	13.35% #
ATHEX Select Index Plus	3,392.86 €	3,406.29	-13.43	-0.39%	3,353.26	3,416.15	2,805.20	3,525.40	10.14% #
ATHEX Select Index	3,649.88 €	3,706.42	-56.54	-1.53%	3,599.37	3,719.16	2,785.00	3,782.09	20.55% #
FTSE/Athex Market Index	516.20 €	527.99	-11.79	-2.23%	508.35	531.67	424.25	543.63	8.99% #
FTSE Med Index	5,053.41 #	4,964.48	88.92	1.79%			4,489.55	5,072.88	11.42% #
Athex Composite Index Total Return Index	1,459.79 €	1,494.88	-35.09	-2.35%	1,434.53	1,502.08	1,220.96	1,546.36	7.30% #
FTSE/Athex Large Cap Total Return	3,201.14 €	3,302.08	-100.94	-3.06%			2,707.58	3,400.84	7.80% #
FTSE/Athex Mid Cap Total Return	1,709.91 €	1,728.16	-18.25	-1.06%			1,313.08	1,758.95	23.01% #
FTSE/ATHEX-CSE Banking Total Return Index	335.07 €	376.19	-41.12	-10.93%			283.07	421.45	-2.62% €
Hellenic Mid & Small Cap Index	1,369.65 €	1,373.84	-4.19	-0.30%	1,353.39	1,379.08	1,110.37	1,418.18	13.90% #
FTSE/Athex Banks	505.46 €	567.49	-62.03	-10.93%	476.31	568.45	405.46	639.42	-2.61% €
FTSE/Athex Insurance	2,017.05 ~	2,017.05	0.00	0.00%	1,993.13	2,048.94	1,909.42	2,192.44	5.64% #
FTSE/Athex Financial Services	799.31 €	804.77	-5.46	-0.68%	781.81	810.11	679.98	843.74	4.63% #
FTSE/Athex Industrial Goods & Services	3,618.80 €	3,669.87	-51.07	-1.39%	3,594.36	3,705.28	2,762.19	3,829.10	23.38% #
FTSE/Athex Retail	55.13 €	55.38	-0.25	-0.45%	54.04	56.19	46.54	58.49	11.22% #
FTSE/ATHEX Real Estate	5,006.63 €	5,021.86	-15.23	-0.30%	4,932.33	5,027.82	4,187.35	5,277.93	3.76% #
FTSE/Athex Consumer Goods & Services	8,454.49 €	8,566.55	-112.06	-1.31%	8,323.42	8,693.74	6,939.31	9,231.17	8.64% #
FTSE/Athex Food & Beverage	11,076.80 #	10,892.82	183.98	1.69%	10,892.82	11,144.44	9,045.03	11,153.23	12.05% #
FTSE/Athex Basic Resources	7,784.92 €	7,849.50	-64.58	-0.82%	7,540.11	7,849.50	5,233.31	8,597.84	26.51% #
FTSE/Athex Construction & Materials	3,331.99 #	3,302.74	29.25	0.89%	3,271.66	3,331.99	2,565.75	3,403.47	20.68% #
FTSE/Athex Energy	3,417.84 #	3,401.10	16.74	0.49%	3,333.17	3,439.07	2,835.10	3,547.95	15.28% #
FTSE/Athex Travel & Leisure	1,934.02 €	1,940.79	-6.77	-0.35%	1,927.67	1,993.03	1,540.34	2,009.99	11.63% #
FTSE/Athex Technology	1,306.37 €	1,329.25	-22.88	-1.72%	1,295.74	1,332.72	1,043.00	1,367.97	19.59% #
FTSE/Athex Telecommunications	4,073.34 €	4,124.10	-50.76	-1.23%	4,047.73	4,131.32	3,294.37	4,167.74	11.77% #
FTSE/Athex Utilities	4,991.55 €	4,994.31	-2.76	-0.06%	4,896.44	5,039.25	4,264.97	5,372.86	8.45% #
FTSE/Athex Health Care	492.18 €	503.84	-11.66	-2.31%	485.18	508.51	396.54	527.17	11.05% #
Athex All Share Index	213.45 €	216.69	-3.24	-1.49%	213.45	213.45	175.88	220.19	13.81% #
Hellenic Corporate Bond Index	125.89 #	125.86	0.03	0.03%			122.29	125.95	3.14% #
Hellenic Corporate Bond Price Index	95.65 #	95.63	0.02	0.02%			93.98	95.74	1.93% #

Note 1: FTSE/Med 100, Hellenic Corporate Bond Price Index and Hellenic Corporate Bond Index closing prices refer to the previous trading day of 19/05/2021.

Note 2: The Hellenic Mid & Small Cap Index is a Customized index calculated by the Athens Exchange.

## Analytic Figures for Athex Market's Boards and Categories

	Total Traded Securities	Main Market	Surveillance	Exchange Traded Funds (ETFs)
Totals	123	111	11	1
Gain / Lose / Same:	29 / 80 / 14	28 / 72 / 11	1 / 7 / 3	0 / 1 / 0
Athex Capitalisation (mill. €) **	60,644.48	60,479.18	165.30	
Daily Average Trans/ons Value(thou.€)	81,050.59	80,932.89	182.38	20.99
Transactions Value	199,375.10	199,224.12	92.19	58.80
Main Board:	192,394.54	192,243.56	92.19	58.80
Blocks Board 6_2_3:	6,980.56	6,980.56	0.00	0.00
Forced Sales Board:	0.00	0.00	0.00	0.00
Special Terms Board:	0.00	0.00	0.00	0.00
Daily Average Transactions Volume	41,723,850	40,503,290	1,265,529	1,050
Transactions Volume	154,226,220	153,477,280	746,180	2,760
Main Board:	151,470,515	150,721,575	746,180	2,760
Blocks Board 6_2_3:	2,755,705	2,755,705	0	0
Forced Sales Board:	0	0	0	0
Special Terms Board:	0	0	0	0
Daily Average Number of Trades	37,035	36,788	245	3
Number of Trades	69,748	69,556	187	5
Main Board:	69,740	69,548	187	5
Blocks Board 6_2_3:	8	8	0	0
Forced Sales Board:	0	0	0	0
Special Terms Board:	0	0	0	0

## Trading Details by Athex Sectors and Financial Instruments (ETFs)

Code	Sectors	Gain / Lose / Same	Number of Trades	Transactions Volume	Transactions Value	% of Total Trans. Value
3010	- Banks	0 / 6 / 0	45,265	141,388,111	148,055,362.20	74.26%
5510	- Basic Resources	5 / 7 / 0	1,519	714,364	1,690,933.40	0.85%
5010	- Construction & Materials	4 / 7 / 1	2,413	1,238,284	4,444,825.44	2.23%
4020	- Consumer Products & Services	0 / 6 / 3	2,138	502,177	4,995,913.47	2.51%
6010	- Energy	1 / 3 / 0	1,678	339,813	3,655,134.07	1.83%
12000	- Financial Instruments	0 / 1 / 0	5	2,760	58,800.00	0.03%
3020	- Financial Services	0 / 2 / 1	1,899	4,599,811	992,663.31	0.50%
4510	- Food Beverage & Tobacco	1 / 6 / 2	262	50,495	1,012,867.66	0.51%
2010	- Health Care	0 / 3 / 1	52	9,809	13,257.52	0.01%
5020	- Industrial Goods & Service	2 / 15 / 1	2,697	1,095,577	3,963,093.13	1.99%
3030	- Insurance	0 / 1 / 1	58	10,931	53,176.64	0.03%
4030	- Media	0 / 1 / 0	64	29,365	9,319.66	0.00%
4520	- Personal Care, Drug & Grocery Stores	1 / 1 / 1	196	98,025	624,897.92	0.31%
3510	- Real Estate	2 / 4 / 1	771	288,250	1,702,472.04	0.85%
4040	- Retail	3 / 3 / 1	536	144,149	476,223.91	0.24%
1010	- Technology	6 / 4 / 0	874	220,582	703,812.34	0.35%
1510	- Telecommunications	1 / 2 / 1	3,236	1,398,620	10,268,258.43	5.15%
4050	- Travel & Leisure	2 / 4 / 0	2,501	1,013,772	8,689,414.25	4.36%
6510	- Utilities	1 / 4 / 0	3,584	1,081,325	7,964,676.08	3.99%

## Top 10 best &amp; worst performing Shares

## Main Market

With positive Price change	Closing price	change	With negative Price change	Closing price	change
DOMIKI KRITIS SA (CR)	0.67	9.84% #	ALPHA SERVICES HOLD (CR)	0.9026	-27.21% €
IDEAL GROUP SA (CR)	3.6	9.42% #	PIRAEUS FINANCIAL HOLD (CR)	1.49	-5.70% €
ALPHA REAL ESTATE SA(CR)	7.1	4.41% #	MARFIN INVESTMENT GROUP (CR)	0.0249	-5.32% €
AEGEAN AIRLINES (CR)	5.76	4.35% #	ATTICA BANK S.A. (CR)	0.13	-5.11% €
BYTE COMPUTER SA (CR)	2.46	2.93% #	KARELIA (CR)	310	-4.32% €
TITAN CEMENT (CB)	17.86	2.53% #	EUROBANK HOLDINGS (CR)	0.743	-4.13% €
ILYDA S.A. (CR)	1.39	2.21% #	NATIONAL BANK (CR)	2.35	-3.65% €
CENERGY HOLDINGS (CB)	2.795	2.19% #	MOUZAKIS (CR)	0.578	-3.34% €
CC HBC AG (CR)	29.6	1.72% #	REVOIL (CR)	1.415	-3.08% €
PPC (CR)	8.87	1.66% #	ENTERSOFT (CR)	3.47	-3.07% €
With the highest Transactions Value	Value (thou. €)	change	With the highest Transactions Volume	Volume	change
ALPHA SERVICES HOLD (CR)	75,830.72	-27.21% €	ALPHA SERVICES HOLD (CR)	81,170,140	-27.21% €
NATIONAL BANK (CR)	29,609.15	-3.65% €	EUROBANK HOLDINGS (CR)	34,414,989	-4.13% €
EUROBANK HOLDINGS (CR)	25,297.11	-4.13% €	NATIONAL BANK (CR)	13,253,430	-3.65% €
PIRAEUS FINANCIAL HOLD (CR)	17,005.06	-5.70% €	PIRAEUS FINANCIAL HOLD (CR)	11,299,689	-5.70% €
OTE (CR)	9,460.25	-1.22% €	MARFIN INVESTMENT GROUP (CR)	4,387,000	-5.32% €
OPAP (CR)	7,535.89	-0.65% €	ATTICA BANK S.A. (CR)	1,240,097	-5.11% €
JUMBO SA (CR)	4,771.50	-1.41% €	OTE (CR)	645,123	-1.22% €
PPC (CR)	4,527.44	1.66% #	OPAP (CR)	608,720	-0.65% €
MOTOR OIL (CR)	2,982.48	1.26% #	PPC (CR)	518,962	1.66% #
MYTILINEOS (CR)	2,726.17	-1.55% €	ELVALHALCOR (CR)	450,763	-1.44% €

Note: Stocks that are not included in the "Under Supervision" category, and the transactions value is more than 10,000 €.

## Derivatives Summary

	Number of Trades	Volume	Open Interest
<b>Index Futures</b>	<b>621</b>	<b>3,625</b>	<b>7,394</b>
FTSE/Athex Large Cap	621	3,625	7,394
<b>Stock Futures</b>	<b>6,967</b>	<b>236,331</b>	<b>747,279</b>
ADMIE (IPTO) HOLDING S.A. (CR)	41	303	7,618
ALPHA SERVICES HOLD (CR)	2,643	108,415	77,734
ATTICA BANK S.A. (CR)	7	30	503
CC HBC AG (CR)	3	10	67
CENERGY HOLDINGS (CB)	52	158	8,668
ELLAKTOR (CR)	55	834	6,390
EUROBANK HOLDINGS (CR)	720	20,987	73,779
EYDAP S.A. (CR)	12	48	1,915
FOURLIS (CR)	26	157	1,152
GEK TERNA (CR)	131	694	9,400
HELLENIC EXCHANGES-A.S.E. (CR)	48	210	3,119
HELLENIC PETROLEUM (CR)	22	77	2,540
INTRACOM HOLDINGS (CR)	56	522	4,254
JUMBO SA (CR)	57	126	1,160
LAMDA DEVELOPMENT SA (CR)	27	119	4,857
MARFIN INVESTMENT GROUP (CR)	667	3,053	44,586
MOTOR OIL (CR)	51	202	3,307
MYTILINEOS (CR)	66	243	6,159
NATIONAL BANK (CR)	1,289	28,475	46,009
OPAP (CR)	83	284	1,734
OTE (CR)	117	441	4,617
P.P.A. S.A. (CR)	0	0	280
PIRAEUS FINANCIAL HOLD (CR)	530	69,805	406,350
PPC (CR)	189	910	20,707
TERNA ENERGY (CR)	27	107	2,581
TITAN CEMENT (CB)	12	38	821
VIOHALCO SA/NV (CB)	36	83	6,972
<b>Index Options</b>	<b>35</b>	<b>325</b>	<b>2,255</b>
FTSE/Athex Large Cap	35	325	2,255
<b>Stock Options</b>	<b>4</b>	<b>305</b>	<b>1,399</b>
ALPHA SERVICES HOLD (CR)	0	0	114
NATIONAL BANK (CR)	3	300	35
OPAP (CR)	1	5	82
OTE (CR)	0	0	115
PIRAEUS FINANCIAL HOLD (CR)	0	0	0
PPC (CR)	0	0	1,053
<b>Total Derivatives Traded</b>	<b>7,627</b>	<b>240,586</b>	<b>758,327</b>











Number of Outstanding Securities	Nominal Value	Dividends [1]			Date of Last Coupon		Note	Shares	Closing price	% change	Previous closing price/date	Open price	Price min	Price max	Last price	Avg price	Last Bid [7]	Last Ask [7]	P/E after tax	Year	Volume	Trades	Transactions Value[8]	Company Mkt Value (thou. €)	Year low	Year high	Sector[4]
		2018	2019	2020	Dividend [2]	Right																					
766,000	1.00	---	---	---	01/07/2004	11/12/2012	5193	TRIA ALFA SA (CR)	7	---	7	20/05/2021	---	---	---	---	---	75@7.00	---	2020	---	---	---	6,048.00	7	7	55101020
245,000	1.00	---	---	---	19/07/2010	11/12/2012	5194	TRIA ALFA SA (PR)	2.8	---	2.8	20/05/2021	---	---	---	---	---	586@2.98	---	2020	---	---	---	6,048.00	1.41	3.64	55101020

## Suspension Status

5,867,311	0.300	---	---	---	11/08/2010	28/04/2017	5243	DIONIC (CR)	0.11	---	0.11	30/06/2020	---	---	---	---	---	---	---	---	---	---	---	645.40	0.11	0.11	50205010
21,820,410	0.800	---	---	---	22/05/2008	02/08/2011	5174	EUROMEDICA SA (CR)	0.448	---	0.448	30/04/2018	---	---	---	---	---	---	---	---	---	---	---	9,775.54	0.448	0.448	20101010
66,948,210	0.300	---	---	---	22/09/2015	22/09/2015	5179	FOLLI FOLLIE (CR)	4.8	---	4.8	24/05/2018	---	---	---	---	---	---	---	---	---	---	---	321,351.41	4.8	4.8	40401030
343,582,558	0.300	---	---	---	---	19/09/2016	5251	Forthnet (CR)	0.3	---	0.3	22/04/2021	---	---	---	---	3000@0.290	34000@0.318	---	---	---	---	---	103,074.77	0.272	0.31	15102015
12,417,000	0.310	0.0205	---	---	27/08/2019	28/08/2017	5233	MLS MULTIMEDIA SA (CR)	0.57	---	0.57	12/05/2020	---	---	---	---	---	---	---	---	---	---	---	7,077.69	0.57	0.57	10101015
33,301,715	0.320	---	---	---	27/06/2003	08/07/2009	5241	AEGEK (CR)	0.035	---	0.035	25/06/2020	---	---	---	---	---	---	---	---	---	---	---	1,165.56	0.035	0.035	50101010
77,126,446	0.340	---	---	---	23/05/2005	18/08/2011	5206	G.E. DIMITRIOU (CR)	0.0125	---	0.0125	30/04/2019	---	---	---	---	---	---	---	---	---	---	---	964.08	0.0125	0.0125	40202020
7,085,888	1.59	---	---	---	02/07/1996	06/09/2010	5216	ELVIEMEK (CR)	2.6	---	2.6	30/09/2019	---	---	---	---	---	---	---	---	---	---	---	18,423.31	2.6	2.6	35101010
25,179,640	0.600	---	---	---	08/08/1994	19/09/2000	5191	J.BOUTARIS & SON (CR)	0.026	---	0.026	01/10/2018	---	---	---	---	---	---	---	---	---	---	---	742.45	0.026	0.026	45101015
1,540,000	0.600	---	---	---	08/08/1994	19/09/2000	5192	J.BOUTARIS & SON (PR)	0.057	---	0.057	01/10/2018	---	---	---	---	---	---	---	---	---	---	---	742.45	0.057	0.057	45101015
31,543,600	0.420	---	---	---	19/07/2010	19/12/2018	5205	KRETA FARM SA (CR)	1.09	---	1.085	30/04/2019	---	---	---	---	---	---	---	---	---	---	---	34,382.52	1.085	1.09	45102020
23,935,280	0.300	---	---	---	29/06/2009	13/06/2000	5153	NAYTEMPORIKI PUBLISHING SA(CR)	0.107	---	0.107	02/10/2017	---	---	---	---	---	---	---	---	---	---	---	2,561.07	0.107	0.107	40301030
23,463,874	0.800	---	---	---	23/05/2003	21/12/1999	4918	NEORION SA (CR)	0.125	---	0.125	30/08/2012	---	---	---	---	---	---	---	---	---	---	---	2,932.98	0.125	0.125	50206030
24,319,250	0.300	---	---	---	09/07/2002	04/07/2007	5165	PROODEFTIKH SA (CR)	0.21	---	0.21	23/04/2021	---	---	---	---	---	---	---	---	---	---	---	5,107.04	0.18	0.3	50101010

## Shares' Notes

Code	Note text
( )	- Adjusted dividends.
*	- Last adjusted closing price.
[1]	- Net dividends.
[2]	- The "Date of Last Coupon" for New listings refers to the date company's stocks started to trade in Athex
[3]	- The Company Market Value is referred to the number of outstanding shares
[4]	- Sectors codification can be found in Appendix A
[5]	- The Market Value refers to the total number of shares listed (including their several classes) in the exchange by the company.
[6]	- P/E greater than 100
[7]	- Last view of the Order Book before the end of the trading session
[8]	- All Blocks Methods' Transactions Value are included.
4750	- Transfer to the Under Surveillance Category from 8/4/2011.
4887	- Transfer to the Surveillance Category as of 10/4/2012.
4912	- Transfer to the Surveillance Category as of 31/7/2012.
4918	- Suspension of trading as of 31/8/2012.
4955	- Transfer to the Surveillance Category as from 5/4/2013.
4957	- Transfer to the Surveillance Category as from 5/4/2013.
4958	- Transfer to the Surveillance Category as from 5/4/2013.
4959	- Transfer to the Surveillance Category as from 5/4/2013.
5093	- Transfer to the Surveillance Category as of 8/4/2015.
5112	- Transfer to the Surveillance Category as of 15/04/2016.
5115	- Transfer to the Surveillance Category as of 15/04/2016.
5141	- Transfer to the Surveillance Category as of 10/05/2017.
5153	- Suspension of trading as of 03/10/2017.
5160	- Transfer to the Surveillance Category as of 15/04/2016.
5162	- Transfer to the Under Supervision Category as of 21/12/2009.
5165	- Transfer to the Surveillance Category as of 15/02/2018.
5174	- Suspension of trading as of 02/05/2018.
5178	- Transfer to the Surveillance Category as of 11/05/2018.
5179	- Suspension of trading as of 25/05/2018.
5191	- Suspension of trading as of 02/10/2018.
5192	- Suspension of trading as of 02/10/2018.
5193	- Transfer to the Surveillance Category as of 25/10/2018.
5194	- Transfer to the Surveillance Category as of 25/10/2018.
5197	- Transfer to the Surveillance Category as of 07/11/2018.
5205	- Suspension of trading as of 02/05/2019.
5206	- Suspension of trading as of 02/05/2019.
5216	- Suspension of trading as of 01/10/2019.
5232	- Transfer to the Under Surveillance Category from 08/04/2011.
5233	- Suspension of trading as of 13/05/2020.
5241	- Suspension of trading as of 26/06/2020.
5243	- Suspension of trading as of 01/07/2020.
5245	- Transfer to the Surveillance Category as of 09/07/2020.
5246	- Transfer to the Surveillance Category as of 09/07/2020.
5248	- Transfer to the Surveillance Category as of 06/09/20116.
5251	- Transfer to the Surveillance Category as of 25/11/2011.
5253	- Transfer to the Surveillance Category as of 14/5/2021.

### Securities Blocks Details

Securities	Block Volume	Price	Block Trade Value	Time of approval	Note
OPAP (CR)	139,993	12.53	1,754,112.29	11:44:30	20
NATIONAL BANK (CR)	209,192	2.11	440,349.16	14:21:17	20
JUMBO SA (CR)	27,904	15.51	432,791.04	14:23:23	20
NATIONAL BANK (CR)	147,567	2.14	316,236.08	15:03:03	20
NATIONAL BANK (CR)	217,417	2.15	468,316.22	15:08:35	20
NATIONAL BANK (CR)	413,373	2.20	910,660.72	15:54:15	20
NATIONAL BANK (CR)	875,670	2.21	1,936,982.04	17:07:30	20
ALPHA SERVICES HOLD (CR)	724,589	0.995	721,110.97	17:08:45	20

### Blocks Notes

- 9 - Method 6-1 / Special Fees
- 10 - Method 6-1 / Special Fees, SDS
- 14 - Method 6-3 / Settlement, Incomplete Buy and Sell
- 18 - Method 6-2 / SPOT 1
- 19 - Method 6-2 / SPOT 2
- 20 - Method 6-1 and Method 6-1 Same Day Settlement
- 21 - Other Pre-agreed

**Shares Rights Details**

Occured date	Exercise from	Exercise until	Trading until	Rights	Price min	Price max	Closing price	Last Bid	Last Ask	Volume	Trades	Transactions Value
--------------	---------------	----------------	---------------	--------	-----------	-----------	---------------	----------	----------	--------	--------	--------------------

No Rights Transactions.



---

**Forced Sales Details**

---

Securities	Category of Security	Transactions Volume	Number of Trades	Transactions Value	Note
<b>No Forced Transactions.</b>					

---

---

**Forced Sales Notes**

---

- 1 - Compulsory Public Forced Sales
- 2 - Forced Sales of Fixed Registered Shares
- 3 - Forced Sales of Remaining Fractional Shares

**Forced Sales Registered Shares**

Securities	Start Date	End Date	Initial Volume	Remaining Volume	Date	Avg price (day)	Avg price (period)	Number of Trades	Transactions Volume	Transactions Value
------------	------------	----------	----------------	------------------	------	-----------------	--------------------	------------------	---------------------	--------------------

No Fixed Registered Shares Forced Sales.

**Forced Sales Notes**

According to Decision 1/380/04.05.2008 of the Hellenic Republic Capital Market Commission, the certificated registered shares that have not been deposited to the issuer for dematerialisation, will be auctioned in the Athens Exchange by the supervising issuer. Forced sales procedure is held according to Article 99A of the Athens Exchange Rulebook. The average price of the period is calculated by dividing the Total transactions value by the Total volume and includes all the transactions made until the current date.

## Exchange Traded Funds (ETFs) Characteristics

	Transactions Date (T)	Creation / Redemption	Units (T-1)	New Units (T-1)	Redemption Units (T-1)	Units (T) [1]	Fund Assets [2]	Net Unit Price	Dividend per Unit	Dividend Date
ALPHA ETF FTSE Athex Large Cap	21/05/2021	5,000	853,597	---	---	853,597	18,709,860.00	21.9188	0.81	01/07/2020

## ETFs Notes

[1] - Units (T) = Units (T-1) + New Units (T-1) - Redemption Units (T-1)

[2] - The Creation / Redemption Units of T-1 are included.

## Non Convertible Corporate Bonds - Regulated Market

Num Listed Bonds	Nominal price	Issue price	Today's Rate	Exp. Date	Duration (years)	Note	Coupon		Trading Unit	Corporate Bonds	Accrued Int.	Yield.T.Mat	Price min	Price max	Closing price	Previous closing price/date	Volume	Transactions Value	Last order		ear min	Year max		
							Common	Preferred											Price	Buy / Sell			Date	
20,529	1,000.00	1,000.00	4.95	26/06/2023	5	---	6	---	1	B&F COMM. & GARM. INDUS. S.A. (Non Convertible)	20.3500	5.8420	96.7001	96.7001	96.7001	98.5000	20/05/2021	1,000	987.35	96.7100	B	21/05/2021	92.1501	99.4900
90,000	1,000.00	1,000.00	3.00	11/05/2023	5	---	7	---	1	CORAL A.E. (Non Convertible)	1.1667	1.4740	100.8120	102.7000	102.7000	102.0860	20/05/2021	179,000	183,824.67	102.1000	B	21/05/2021	101.5000	103.5000
120,000	1,000.00	1,000.00	3.95	04/04/2025	7	---	7	---	1	GEK TERNA S.A. (Non Convertible)	5.3764	2.4440	104.3000	104.3000	104.3000	104.3700	20/05/2021	26,000	27,257.79	104.4000	B	21/05/2021	103.3350	105.2000
200,000	1,000.00	1,000.00	3.60	12/03/2026	7	---	5	---	1	AEGEAN AIRLINES S.A. (Non Convertible)	7.4000	3.4440	99.4950	99.5000	99.4981	99.9710	20/05/2021	13,000	13,030.95	98.1004	B	21/05/2021	93.1501	102.0000
200,000	1,000.00	1,000.00	1.90	23/03/2028	7	---	1	---	1	MOTOR OIL CORINTH REFINERIES SA (Non Convertible)	3.3250	1.8350	100.3100	100.5500	100.3620	100.3140	20/05/2021	271,000	272,881.98	100.3300	B	21/05/2021	100.2357	100.6200
200,000	1,000.00	1,000.00	2.10	27/10/2027	7	---	2	---	1	O.P.A.P. S.A. (Non Convertible)	1.6333	1.8030	100.8000	101.6200	101.6101	101.7960	20/05/2021	116,000	118,028.51	101.6100	B	21/05/2021	99.3000	102.8500
175,000	1,000.00	1,000.00	3.40	26/07/2024	5	---	4	---	1	ATTICA HOLDINGS S.A. (Non Convertible)	11.2389	4.1920	96.0000	97.0500	97.0000	96.5000	20/05/2021	49,000	47,878.21	96.3000	B	21/05/2021	90.0310	97.0500
39,892,816	1.00	1.00	5.00	04/10/2021	5	---	19	---	1	HOUSEMARKET S.A. (Non Convertible)	0.0068	1.1430	101.3500	101.3500	101.3500	101.2000	19/05/2021	20,000	20,406.12	101.3000	B	21/05/2021	101.2000	102.9900
150,000	1,000.00	1,000.00	2.60	22/10/2026	7	---	4	---	1	TERNA ENERGY FINANCE S.A. (Non Convertible)	2.3833	2.4800	100.0001	100.1000	100.0814	100.1500	20/05/2021	35,000	35,111.92	100.0500	B	21/05/2021	99.4000	103.0000
320,000	1,000.00	1,000.00	3.40	21/07/2027	7	---	2	---	1	LAMDA DEVELOPMENT S.A. (Non Convertible)	11.7111	3.0830	101.0500	101.3000	101.2000	101.1500	20/05/2021	125,000	127,865.89	101.1100	B	21/05/2021	99.0100	101.9000
500,000	1,000.00	1,000.00	2.75	03/07/2027	7	---	2	---	1	GEK TERNA S.A. (Non Convertible)	10.7708	2.9990	98.3000	98.6000	98.3097	98.8640	20/05/2021	31,000	30,809.90	98.6000	B	21/05/2021	97.8574	99.8765

## Corporate Bonds Notes

Transactions Volume = (Pieces) \* (Nominal Price). Transactions Value = (Pieces) \* (Nominal Price) \* (price %) + (Accrued interest).

The price of a Bond is stated as a percentage (%) of Bond's Nominal Price.

Nominal Price in Euros (€), except if it is noted differently.

## Government Bonds

Number Listed Bonds	Nominal price	Today's Rate	Accrued Interest Calc	Exp. Date [1]	Duration (years)	Note	Coupons Date	Curr. coupon value	Trading Unit	Government Bonds	Price min	Price max	Closing price	Previous closing price/date	Volume	Transactions Value	Price	Last order Buy / Sell	Date
3,000,000	1,000.00	4.38	Actual/Actual	01/08/2022	5	---	01/08	4.38	1	GGB-FXD-010822-05Y-4.375-1.000	---	---	---	---	---	---	1.0000	B	28/11/2018
4,500,000	1,000.00	1.88	Actual/Actual	04/02/2035	15	---	04/02	1.88	1	GGB-FXD-040235-15Y-1.875-1.000	---	---	---	---	---	---	---	---	---
2,500,000	1,000.00	3.45	Actual/Actual	02/04/2024	5	---	02/04	3.45	1	GGB-FXD-020424-05Y-3.450-1.000	---	---	---	---	---	---	---	---	---
3,500,000	1,000.00	0.75	Actual/Actual	18/06/2031	10	---	18/06	0.75	1	GGB-FXD-180631-10Y-0.750-1.000	---	---	---	---	---	---	---	---	---
4,355,990,324	1.00	3.50	Actual/Actual	30/01/2023	5	---	01/02 - 31/01	3.50	1	GGB-FXD-300123-05Y-3.500-1.00	---	---	---	94.5720 13/07/2018	---	---	1.0000	B	28/11/2018
5,962,747,327	1.00	3.75	Actual/Actual	30/01/2028	10	---	/02 - 01/02 - 31/	3.75	1	GGB-FXD-300128-10Y-3.750-1.00	---	---	---	85.4610 13/07/2018	---	---	1.0000	B	28/11/2018
6,091,218,404	1.00	3.90	Actual/Actual	30/01/2033	15	---	/02 - 01/02 - 31/	3.90	1	GGB-FXD-300133-15Y-3.900-1.00	---	---	---	78.6730 13/07/2018	---	---	1.0000	B	28/11/2018
4,805,399,486	1.00	4.00	Actual/Actual	30/01/2037	19	---	/02 - 01/02 - 31/	4.00	1	GGB-FXD-300137-19Y-4.000-1.00	---	---	---	77.0370 13/07/2018	---	---	1.0000	B	28/11/2018
4,603,713,186	1.00	4.20	Actual/Actual	30/01/2042	24	---	/02 - 01/02 - 31/	4.20	1	GGB-FXD-300142-24Y-4.200-1.00	---	---	---	77.7640 13/07/2018	---	---	1.0000	B	28/11/2018
550,418,123	1.00	4.30	Actual/Actual	24/02/2023	11	---	24/02	4.30	1	GGB-FXD-240223-11Y-2.000-1.00	---	---	---	10.0000 22/06/2015	---	10.0000	B	11/07/2019	
445,007,576	1.00	4.30	Actual/Actual	24/02/2024	12	---	24/02	4.30	1	GGB-FXD-240224-12Y-2.000-1.00	---	---	---	10.0000 22/06/2015	---	---	---	---	
423,674,226	1.00	4.30	Actual/Actual	24/02/2025	13	---	24/02	4.30	1	GGB-FXD-240225-13Y-2.000-1.00	---	---	---	10.0000 22/06/2015	---	---	---	---	
212,292,153	1.00	4.30	Actual/Actual	24/02/2026	14	---	24/02	4.30	1	GGB-FXD-240226-14Y-2.000-1.00	---	---	---	10.0000 22/06/2015	---	---	---	---	
160,621,352	1.00	4.30	Actual/Actual	24/02/2027	15	---	24/02	4.30	1	GGB-FXD-240227-15Y-2.000-1.00	---	---	---	10.0000 22/06/2015	---	---	---	---	
183,244,055	1.00	4.30	Actual/Actual	24/02/2028	16	---	24/02	4.30	1	GGB-FXD-240228-16Y-2.000-1.00	---	---	---	10.0000 22/06/2015	---	---	---	---	
164,802,894	1.00	4.30	Actual/Actual	24/02/2029	17	---	24/02	4.30	1	GGB-FXD-240229-17Y-2.000-1.00	---	---	---	10.0000 22/06/2015	---	---	---	---	
165,460,943	1.00	4.30	Actual/Actual	24/02/2030	18	---	24/02	4.30	1	GGB-FXD-240230-18Y-2.000-1.00	---	---	---	10.0000 22/06/2015	---	---	---	---	
129,007,241	1.00	4.30	Actual/Actual	24/02/2031	19	---	24/02	4.30	1	GGB-FXD-240231-19Y-2.000-1.00	---	---	---	10.0000 22/06/2015	---	---	---	---	
126,192,683	1.00	4.30	Actual/Actual	24/02/2032	20	---	24/02	4.30	1	GGB-FXD-240232-20Y-2.000-1.00	---	---	---	10.0000 22/06/2015	---	---	---	---	
146,905,168	1.00	4.30	Actual/Actual	24/02/2033	21	---	24/02	4.30	1	GGB-FXD-240233-21Y-2.000-1.00	---	---	---	10.0000 22/06/2015	---	---	---	---	
154,475,606	1.00	4.30	Actual/Actual	24/02/2034	22	---	24/02	4.30	1	GGB-FXD-240234-22Y-2.000-1.00	---	---	---	10.0000 22/06/2015	---	---	---	---	
144,429,441	1.00	4.30	Actual/Actual	24/02/2035	23	---	24/02	4.30	1	GGB-FXD-240235-23Y-2.000-1.00	---	---	---	10.0000 22/06/2015	---	---	---	---	
166,211,676	1.00	4.30	Actual/Actual	24/02/2036	24	---	24/02	4.30	1	GGB-FXD-240236-24Y-2.000-1.00	---	---	---	10.0000 22/06/2015	---	---	---	---	
145,461,669	1.00	4.30	Actual/Actual	24/02/2037	25	---	24/02	4.30	1	GGB-FXD-240237-25Y-2.000-1.00	---	---	---	10.0000 22/06/2015	---	---	---	---	
146,941,087	1.00	4.30	Actual/Actual	24/02/2038	26	---	24/02	4.30	1	GGB-FXD-240238-26Y-2.000-1.00	---	---	---	10.0000 22/06/2015	---	---	---	---	
135,115,612	1.00	4.30	Actual/Actual	24/02/2039	27	---	24/02	4.30	1	GGB-FXD-240239-27Y-2.000-1.00	---	---	---	10.0000 22/06/2015	---	---	---	---	
141,909,637	1.00	4.30	Actual/Actual	24/02/2040	28	---	24/02	4.30	1	GGB-FXD-240240-28Y-2.000-1.00	---	---	---	10.0000 22/06/2015	---	---	---	---	
136,788,720	1.00	4.30	Actual/Actual	24/02/2041	29	---	24/02	4.30	1	GGB-FXD-240241-29Y-2.000-1.00	---	---	---	10.0000 22/06/2015	---	---	---	---	
163,643,410	1.00	4.30	Actual/Actual	24/02/2042	30	---	24/02	4.30	1	GGB-FXD-240242-30Y-2.000-1.00	---	---	---	10.0000 22/06/2015	---	---	---	---	
4,000,000	1,000.00	3.88	Actual/Actual	12/03/2029	10	---	12/03	3.88	1	GGB-FXD-120329-10Y-3.875-1.000	---	---	---	---	---	100.0000	B	15/10/2019	
3,000,000	1,000.00	0.00	Actual/Actual	12/02/2026	5	---	12/02	0.00	1	GGB-FXD-120226-05Y-0.000-1.000	---	---	---	---	---	---	---	---	
503,753	1,000.00	0.32	FLR Actual/360	16/09/2021	2	---	16/03 - 16/09	---	1	GGB-FLT-160921-02Y-0.319-1.000	---	---	---	---	---	---	---	---	
3,000,000	1,000.00	3.38	Actual/Actual	15/02/2025	7	---	15/02	3.38	1	GGB-FXD-150225-07Y-3.375-1.000	---	---	---	---	---	---	---	---	
250,250	1,000.00	2.90	Actual/Actual	20/03/2023	4	---	20/03	2.90	1	GGB-FXD-200323-04Y-2.900-1.000	---	---	---	---	---	---	---	---	

## Government Bonds Notes

Transactions Volume = (Pieces) \* (Nominal Price). Transactions Value = (Pieces) \* (Nominal Price) \* (price %) + (Accrued interest).

The Value of current coupon for the issues with NV 0.01 euro refers to NV 100 euros

FLR: Floating Interest Rate.

[1] - The Expiration Date of the interest bearing period and the Date for coupon payment.

## Government Bonds

Number Listed Bonds	Nominal price	Today's Rate	Accrued Interest Calc	Exp. Date [1]	Duration (years)	Note	Coupons Date	Curr. coupon value	Trading Unit	Government Bonds	Price min	Price max	Closing price	Previous closing price/date	Volume	Transactions Value	Price	Last order Buy / Sell	Date
964,000	1,000.00	3.25	Actual/Actual	20/03/2025	6	---	20/03	3.25	1	GGB-FXD-200325-06Y-3.250-1.000	---	---	---	---	---	---	---	---	---
2,100,000	1,000.00	3.55	Actual/Actual	20/03/2026	7	---	20/03	3.55	1	GGB-FXD-200326-07Y-3.550-1.000	---	---	---	---	---	---	---	---	---
5,500,000	1,000.00	1.50	Actual/Actual	18/06/2030	10	---	18/06	1.50	1	GGB-FXD-180630-10Y-1.500-1.000	---	---	---	---	---	---	---	---	---
5,364,250	1,000.00	3.25	Actual/Actual	20/03/2050	30	---	20/03	3.25	1	GGB-FXD-200350-30Y-3.250-1.000	---	---	---	---	---	---	---	---	---
2,000,000	1,000.00	2.00	Actual/Actual	22/04/2027	7	---	22/04	2.00	1	GGB-FXD-220427-07Y-2.000-1.000	---	---	---	---	---	---	99.9000	B	22/04/2020
2,500,000	1,000.00	1.88	Actual/Actual	23/07/2026	7	---	23/07	1.88	1	GGB-FXD-230726-07Y-1.875-1.000	---	---	---	---	---	---	---	---	---
2,500,000	1,000.00	1.88	Actual/Actual	24/01/2052	30	---	24/01	1.88	1	GGB-FXD-240152-30Y-1.875-1.000	---	---	---	---	---	---	---	---	---

## Government Bonds Notes

Transactions Volume = (Pieces) \* (Nominal Price). Transactions Value = (Pieces) \* (Nominal Price) \* (price %) + (Accrued interest).

The Value of current coupon for the issues with NV 0.01 euro refers to NV 100 euros

FLR: Floating Interest Rate.

[1] - The Expiration Date of the interest bearing period and the Date for coupon payment.

## Treasury Bills &amp; Zero Coupon Government Bonds

Issue Date	13-Week Maturity									26-Week Maturity									52-Week Maturity								
	Exp. Date	Initial Rate	Num Listed Bonds	Nominal price	Issue price	Last Trade Price	Last Trade Date	Volume Traded	Note	Exp. Date	Initial Rate	Num Listed Bonds	Nominal price	Issue price	Last Trade Price	Last Trade Date	Volume Traded	Note	Exp. Date	Initial Rate	Num Listed Bonds	Nominal price	Issue price	Last Trade Price	Last Trade Date	Volume Traded	Note
12/06/2020	---	---	---	---	---	---	---	---	---	---	---	---	---	---	---	---	---	---	11/06/2021	0.25	1,600,000	1,000.00	997.49	---	---	---	---
11/09/2020	---	---	---	---	---	---	---	---	---	---	---	---	---	---	---	---	---	---	10/09/2021	0.00	1,000,000	1,000.00	1,000.00	---	---	---	---
11/12/2020	---	---	---	---	---	---	---	---	---	---	---	---	---	---	---	---	---	---	10/12/2021	-0.26	1,000,000	1,000.00	1,002.60	---	---	---	---
12/03/2021	---	---	---	---	---	---	---	---	---	---	---	---	---	---	---	---	---	---	11/03/2022	-0.22	1,000,000	1,000.00	1,002.24	---	---	---	---

Bonds in Circulation	Currency / Min nominal traded Value	Coupons Payment Date	Current Coupon Value	Note	Coupon	Trading Unit	Issue Date	Duration (years)	Today's Interest	A.I.C in days	Bonds	Last price of previous days		Last Outcry in Cash (euro)			Trades in Pieces	Life min	Life Max
												Price	Buy / Sell	Price	Buy / Sell	Date			
<b>Corporate Bonds in Foreign Currency and Euro</b>																			
103,746	GBP / 10	01/12	0.25	---	62	1	01/12/1930	98	2.5	360	National Mortgage Bank	2.27	05/02/1996	2.27	S	05/02/1996	---	2.27	2.27
0	GBP / 10	01/12	0.25	---	64	1	01/12/1928	100	2.5	360	National Mortgage Bank	---	---	---	---	---	---	---	---

## Government Bonds Notes

A.I.C: Accrued Interest Calculation base.

FLR: Floating Interest Rate.

The minimum tradeable Nominal Value for all Demeterialised Government Titles is 100 Euros.

(μφρ-0)



## Athex &amp; ATHEXClear Members List

Member Name				Stock Market			Derivatives Market		ATHEXClear Member	
	Address	Phone	Fax	Market Member	Remote Member	Market Maker	Proprietary	Market Maker	General Clearing	Direct Clearing
A. SARRIS SECURITIES S.A.				a						
6, ΔΡΑΓΑΤΣΑΝΙΟΥ 6 ΑΘΗΝΑ	2103367700									
ΑΕΟΝIC SECURITIES C.I.F. P.L.C.				a	a					
, ΛΑΪΟΥ 6, ΓΡ. 301B, ANNA COURT	35725337600									
ALPHA BANK S.A.									a	
, ΣΤΑΔΙΟΥ 40 ΑΘΗΝΑ	2103260000									
ALPHA FINANCE INVESTMENT SERVICES S.A.				a		a	a	a		a
5, ΜΕΡΛΙΝ 5 ΑΘΗΝΑ	2103677400									
ARGUS STOCKBROKERS LTD				a	a		a			
25, 25 ΛΕΩΦΟΡΟΣ ΔΗΜΟΣΘΕΝΗ ΣΕΒΕΡΗ	0035722717000									
ATLANTIC SECURITIES LTD				a	a					
37, ΠΡΟΔΡΟΜΟΥ 37	0035722445400									
AXON SECURITIES S.A.				a			a			
48, ΣΤΑΔΙΟΥ 48 ΑΘΗΝΑ	2103363800									
BETA SECURITIES S.A.				a		a	a			a
29, Α.ΑΛΕΞΑΝΔΡΑΣ 29 ΑΘΗΝΑ	2106478930								a	
BNP PARIBAS SECURITIES SERVICES									a	
2, ΛΑΜΨΑΚΟΥ 2 ΑΘΗΝΑ	2107468500									
BOFA SECURITIES EUROPE SA				a	a					
, 112 AVENUE KL'BER 75116	+33 153655555									
CAPITAL SECURITIES S.A.				a			a			
58, ΜΗΤΡΟΠΟΛΕΩΣ 58 ΑΘΗΝΑ	2103369700									
CFS SECURITIES INVESTMENT SERVICES S.A.				a						
3, ΠΑΠΑΡΡΗΓΟΠΟΥΛΟΥ 3 ΑΘΗΝΑ	2103360800									
CITIGROUP GLOBAL MARKETS EUROPE AG				a	a					
16, REUTERWEG 16 FRANKFURT	+49 691366-0									
CITIGROUP GLOBAL MARKETS LIMITED				a						
1, 33 CANADA SQUARE - CANARY WHARF	+44 02079864000									
CREDIT SUISSE SECURITIES (EUROPE) LIMITED				a						
1, ONE CABOT SQUARE LONDON	+44 2078888888									
CREDIT SUISSE SECURITIES SOCIEDAD DE VALORES SA				a	a					
, CALLE AYALA 42, 3A PLANTA-B MADRID	+34917916000									
CYCLOS SECURITIES S.A.				a			a			
39, ΠΑΝΕΠΙΣΤΗΜΙΟΥ 39 ΑΘΗΝΑ	2103364300									
DEUTSCHE BANK S.A.					a					
1, GREAT WINCHESTER STREET LONDON	+44 20 754 54209	00441133361437								
DYNAMIC SECURITIES S.A.				a			a			a
, ΤΡΑΛΛΕΩΝ 2 & Α.ΣΥΓΓΡΟΥ 223 ΝΕΑ ΣΜΥΡΝΙ	2103677700									
EUROBANK EQUITIES INVESTMENT FIRM S.A				a		a	a	a		a
, ΦΙΛΕΛΛΗΝΩΝ 10 & ΞΕΝΟΦΩΝΤΟΣ 13 ΑΘΗΝΑ	2103720425									
EUROBANK S.A.									a	
, ΟΘΩΝΟΣ 8 ΑΘΗΝΑ	2103337000									
EUROCORP INVESTMENT SERVICES S.A.				a			a			a
14, ΠΛ.ΦΙΛΙΚΗΣ ΕΤΑΙΡΕΙΑΣ 14 ΑΘΗΝΑ	2107263600									
EUROTRUST INVESTMENT FIRM SA				a						
113, ΣΕΒΑΣΤΟΥΠΟΛΕΩΣ 113 ΑΘΗΝΑ	2103363100									
EUROXX SECURITIES S.A.				a		a	a	a		a
7, ΠΑΛΑΙΟΛΟΓΟΥ ΧΑΛΑΝΔΡΙ	(210)-6879400	(210)-6879401								
7, ΠΑΛΕΟΛΟΓΟΥ ΧΑΛΑΝΔΡΙ	+30 2106879400	210-6879401								
G. A. PERVANAS SECURITIES- INVESTMENT SERVICES S.A.				a						
7-9, ΣΟΦΟΚΛΕΟΥΣ 7-9 ΑΘΗΝΑ	2103727200									
GLOBAL CAPITAL SECURITIES & FINANCIAL SERVICES LTD				a	a					
50, ΛΑΡΧΙΠΕΡΙΣΚΟΠΟΥ ΜΑΚΑΡΙΟΥ Γ50	0035722710710									
HELLENIC AMERICAN SECURITIES S.A.				a		a	a			a
27, ΑΝΔΡΕΑ ΠΑΠΑΝΔΡΕΟΥ 27 ΜΑΡΟΥΣΙ	2103311100									
HELLENIC BANK (INVESTMENTS) LTD					a					
, ΑVE.ΚΥΡΙΑΚΟΥ ΜΑΤΣΙ 31 - PO BOX 24747 NICOSIA	+357 22500100	357 22500110								
HSBC CONTINENTAL EUROPE									a	
109-111, Α.ΜΕΣΟΓΕΙΩΝ 109-111	2106960000									
INDEX SECURITIES S.A.				a						
6, ΔΡΑΓΑΤΣΑΝΙΟΥ 6 ΑΘΗΝΑ	2103213920									
J. CHR. MAVRIKIS SECURITIES S.A.				a						
5, ΣΟΦΟΚΛΕΟΥΣ 5 ΑΘΗΝΑ	2103216730									

## Athex &amp; ATHEXClear Members List

Member Name	Stock Market			Derivatives Market		ATHEXClear Member				
	Address	Phone	Fax	Market Member	Remote Member	Market Maker	Proprietary	Market Maker	General Clearing	Direct Clearing
KAPPA SECURITIES S.A.				a			a			
15, ΒΑΛΛΑΡΙΤΟΥ 15 ΑΘΗΝΑ	2103678600									
KARAMANOF SECURITIES & INVESTMENT SERVICES S.A.				a						
2, ΠΛ.ΑΓ.ΘΕΟΔΩΡΩΝ 2 ΑΘΗΝΑ	2103212947									
LAIKI FINANCIAL SERVICES LTD					a					
26, AVE. VYRONOS NICOSIA	357 22367367	357 22718567								
LEON DEPOLAS SECURITIES S.A.				a		a	a			
1, ΧΡΗΣΤΟΥ ΛΑΔΑ 1 ΑΘΗΝΑ	2103213276 -28									
MEGA EQUITY SECURITIES & FINANCIAL SERVICES PUBLIC LTD				a	a		a			
42-44, ΛΕΩΦ.ΓΡΙΒΑ ΔΙΓΓΕΝΗ 42-44	0035722711711									
MERIT SECURITIES S.A				a		a	a			a
5, ΣΟΦΟΚΛΕΟΥΣ 5 ΑΘΗΝΑ	2103671880									
MERRILL LYNCH INTERNATIONAL				a						
2, 2 KING EDWARD STREET LONDON	+44 20276281000									
N. CHRYSOCHOIDIS SECURITIES S.A.				a			a			a
7-9, ΣΟΦΟΚΛΕΟΥΣ 7-9 ΑΘΗΝΑ	2103213913									
NATIONAL BANK OF GREECE S.A.				a		a	a		a	
86, ΑΙΟΛΟΥ ΣΤΡ. ΑΘΗΝΑ	(210)-3341000	(210)-3228187								
68, ΑΚΑΔΗΜΙΑΣ ΣΤΡ. ΑΘΗΝΑ	(210)-3328817	(210)-3328678								
NATIONAL SECURITIES S.A.				a		a	a	a		
66, ΛΕΩΦ. ΚΗΦΙΣΙΑΣ 66 (ΚΤΗΡΙΟ Α) ΜΑΡΟΥΣΙ	2103328784									
NUNTIUS BROKERAGE AND INVESTMENT SERVICES S.A				a						
6, ΔΡΑΓΑΤΣΑΝΙΟΥ 6 ΑΘΗΝΑ	2103350599									
ONE PLUS CAPITAL LIMITED				a	a					
, 75 PRODROMOU AVENUE NICOSIA 1307	35722873760									
OPTIMA BANK S.A.				a		a	a	a	a	
32, ΑΙΓΙΑΛΕΙΑΣ 32 & ΠΑΡΑΔΕΙΣΟΥ ΜΑΡΟΥΣΙ	2108173111									
PANTELAKIS SECURITIES S.A.				a		a	a	a		
57, ΕΘΝΙΚΗΣ ΑΝΤΙΣΤΑΣΕΩΣ 57, ΚΤΙΡΙΟ Β CHALANDRI	2106965000									
PEGASUS SECURITIES S.A				a			a			
17, ΒΑΛΛΑΡΙΤΟΥ 17 & ΑΜΕΡΙΚΗΣ ΑΘΗΝΑ	2103670700									
PIRAEUS BANK S.A.				a			a		a	
, ΑΜΕΡΙΚΗΣ 4 ΑΘΗΝΑ	2103335000									
PIRAEUS SECURITIES S. A.				a		a	a	a		a
10, ΣΤΑΔΙΟΥ 10 ΑΘΗΝΑ	2103354100									
PROCHOICE SECURITIES LTD				a	a					
57, ΛΕΩΦ.ΣΠΥΡΟΥ ΚΥΠΡΙΑΝΟΥ 57, ΑΚΙΝΗΤΑ Φ	035724661192									
SHARELINK SECURITIES & FINANCIAL SERVICES LTD				a	a		a			
6, HOUSE-ΘΕΟΤΟΚΗ 6 ΜΕΓΑΡΟ ΕΛΜΗΝΑ	+357 22554200									
SOCIETE GENERALE S.A.				a	a		a			
, 17 COURS VALMY, CEDEX	+157290504									
SOLIDUS SECURITIES S.A				a			a			a
64, ΛΟΥΙΖΗΣ ΠΙΑΝΚΟΥΡ 64 ΑΘΗΝΑ	2106900600									
ST. EM. LAVRENTAKIS SECURITIES S.A.				a			a			
7-9, ΣΟΦΟΚΛΕΟΥΣ 7-9 ΑΘΗΝΑ	2103213336									
THE CYPRUS INVESTMENT & SECURITIES CORPORATION LTD				a	a					
154, ΛΕΩΦ. ΚΥΡΗΝΕΙΑΣ	0035722121700									
UBS EUROPE SE				a	a					
, OPERNTURM, BOCKENHEIMER LANDSTRASSE 2-4	496921790									
UBS LIMITED					a					
1, FINSBURY AVENUE LONDON	+44 2075687135									

List of Stocks under Market Making operations

Securities	Stock Category
Market Maker	Start Market Making
<b>SPIROY AGRICULTURE SA (CR)</b>	Surveillance
EUROBANK EQUITIES INVESTMENT FIRM S.A	02/09/2019
<b>MLS MULTIMEDIA SA (CR)</b>	Suspension Status
PIRAEUS SECURITIES S. A.	01/08/2019
<b>ALPHA ETF FTSE Athex Large Cap</b>	Exchange Traded Funds (ETFs)
ALPHA FINANCE INVESTMENT SERVICES S.A.	02/01/1900
NATIONAL SECURITIES S.A.	02/01/1900
<b>ADMIE (IPTO) HOLDING S.A. (CR)</b>	Main Market
HELLENIC AMERICAN SECURITIES S.A.	09/03/2020
PIRAEUS SECURITIES S. A.	29/06/2017
<b>AEGEAN AIRLINES (CR)</b>	Main Market
EUROBANK EQUITIES INVESTMENT FIRM S.A	22/09/2020
<b>ALPHA SERVICES HOLD (CR)</b>	Main Market
ALPHA FINANCE INVESTMENT SERVICES S.A.	29/02/2016
EUROBANK EQUITIES INVESTMENT FIRM S.A	22/10/2006
HELLENIC AMERICAN SECURITIES S.A.	25/07/2014
LEON DEPOLAS SECURITIES S.A.	04/01/2016
MERIT SECURITIES S.A	03/09/2012
NATIONAL SECURITIES S.A.	02/01/1900
PIRAEUS SECURITIES S. A.	28/05/2009
<b>ANDROMEDA SA (CR)</b>	Main Market
BETA SECURITIES S.A.	15/02/2021
<b>AS COMPANY SA (CR)</b>	Main Market
EUROBANK EQUITIES INVESTMENT FIRM S.A	01/04/2019
<b>ATTICA BANK S.A. (CR)</b>	Main Market
EUROBANK EQUITIES INVESTMENT FIRM S.A	11/11/2019
EUROXX SECURITIES S.A.	22/01/2016
PIRAEUS SECURITIES S. A.	20/09/2017
<b>ATTICA HOLDINGS (CR)</b>	Main Market
HELLENIC AMERICAN SECURITIES S.A.	28/12/2017
<b>AUTOHELLAS SA (CR)</b>	Main Market
ALPHA FINANCE INVESTMENT SERVICES S.A.	01/07/2019
EUROXX SECURITIES S.A.	02/07/2018
<b>AVAX S.A. (CR)</b>	Main Market
EUROBANK EQUITIES INVESTMENT FIRM S.A	14/12/2015
PIRAEUS SECURITIES S. A.	01/02/2021
<b>AVE (CR)</b>	Main Market
EUROXX SECURITIES S.A.	05/06/2020
<b>BRIQ PROPERTIES (CR)</b>	Main Market
EUROBANK EQUITIES INVESTMENT FIRM S.A	09/09/2019
LEON DEPOLAS SECURITIES S.A.	22/02/2021
<b>BYTE COMPUTER SA (CR)</b>	Main Market
MERIT SECURITIES S.A	04/08/2008
<b>CC HBC AG (CR)</b>	Main Market
BETA SECURITIES S.A.	08/03/2021
NATIONAL SECURITIES S.A.	02/01/1900
PIRAEUS SECURITIES S. A.	04/05/2015
<b>CENERGY HOLDINGS (CB)</b>	Main Market
ALPHA FINANCE INVESTMENT SERVICES S.A.	02/01/2016
EUROBANK EQUITIES INVESTMENT FIRM S.A	02/01/2016
<b>CNL CAPITAL (CR)</b>	Main Market
MERIT SECURITIES S.A	01/10/2018
<b>EKTER SA (CR)</b>	Main Market
EUROBANK EQUITIES INVESTMENT FIRM S.A	16/10/2017
LEON DEPOLAS SECURITIES S.A.	21/05/2018
<b>ELASTRON (CR)</b>	Main Market
LEON DEPOLAS SECURITIES S.A.	20/02/2017
<b>ELLAKTOR (CR)</b>	Main Market
ALPHA FINANCE INVESTMENT SERVICES S.A.	18/03/2019
EUROBANK EQUITIES INVESTMENT FIRM S.A	01/06/2012
EUROXX SECURITIES S.A.	24/09/2018
NATIONAL SECURITIES S.A.	02/01/1900
PIRAEUS SECURITIES S. A.	22/10/2018
<b>ELTON SA (CR)</b>	Main Market
BETA SECURITIES S.A.	03/09/2012
LEON DEPOLAS SECURITIES S.A.	01/04/2019
<b>ELVALHALCOR (CR)</b>	Main Market
ALPHA FINANCE INVESTMENT SERVICES S.A.	07/05/2018
EUROBANK EQUITIES INVESTMENT FIRM S.A	07/05/2018

List of Stocks under Market Making operations

Securities	Market Maker	Start Market Making	Stock Category
ELVE SA (CR)	LEON DEPOLAS SECURITIES S.A.	02/11/2020	Main Market
ENTERSOFT (CR)	EUROBANK EQUITIES INVESTMENT FIRM S.A	22/06/2020	Main Market
EUROBANK HOLDINGS (CR)	ALPHA FINANCE INVESTMENT SERVICES S.A.	09/01/2006	Main Market
	EUROBANK EQUITIES INVESTMENT FIRM S.A	01/06/2012	
	HELLENIC AMERICAN SECURITIES S.A.	25/07/2014	
	LEON DEPOLAS SECURITIES S.A.	30/11/2018	
	MERIT SECURITIES S.A	06/11/2017	
	NATIONAL SECURITIES S.A.	02/01/1900	
	PIRAEUS SECURITIES S. A.	28/09/2009	
EUROPEAN RELIANCE INSUR. (CR)	PANTELAKIS SECURITIES S.A.	15/07/2019	Main Market
EYDAP S.A. (CR)	ALPHA FINANCE INVESTMENT SERVICES S.A.	27/01/2020	Main Market
	EUROBANK EQUITIES INVESTMENT FIRM S.A	10/06/2019	
FOURLIS (CR)	EUROBANK EQUITIES INVESTMENT FIRM S.A	01/12/2016	Main Market
	PIRAEUS SECURITIES S. A.	06/03/2017	
GEK TERNA (CR)	BETA SECURITIES S.A.	08/03/2021	Main Market
	PIRAEUS SECURITIES S. A.	29/08/2019	
GR. SARANTIS S.A. (CR)	BETA SECURITIES S.A.	14/05/2012	Main Market
	EUROBANK EQUITIES INVESTMENT FIRM S.A	24/10/2016	
HELLENIC EXCHANGES-A.S.E. (CR)	HELLENIC AMERICAN SECURITIES S.A.	01/09/2014	Main Market
	NATIONAL SECURITIES S.A.	02/01/1900	
	PIRAEUS SECURITIES S. A.	04/05/2015	
HELLENIC PETROLEUM (CR)	HELLENIC AMERICAN SECURITIES S.A.	14/09/2015	Main Market
	PIRAEUS SECURITIES S. A.	20/03/2017	
IKTINOS HELLAS SA (CR)	ALPHA FINANCE INVESTMENT SERVICES S.A.	01/04/2019	Main Market
	EUROBANK EQUITIES INVESTMENT FIRM S.A	25/02/2019	
	NATIONAL SECURITIES S.A.	02/01/1900	
INTERCONTINENTAL (CR)	LEON DEPOLAS SECURITIES S.A.	03/06/2019	Main Market
INTRACOM HOLDINGS (CR)	LEON DEPOLAS SECURITIES S.A.	08/10/2018	Main Market
JUMBO SA (CR)	BETA SECURITIES S.A.	01/02/2021	Main Market
	EUROBANK EQUITIES INVESTMENT FIRM S.A	25/05/2020	
	MERIT SECURITIES S.A	06/11/2017	
	PIRAEUS SECURITIES S. A.	06/03/2017	
KARAMOLEGOS SA (CR)	EUROXX SECURITIES S.A.	04/10/2019	Main Market
KLOUKINAS - LAPPAS SA (CR)	BETA SECURITIES S.A.	22/09/2014	Main Market
KRI-KRI S.A. (CR)	EUROBANK EQUITIES INVESTMENT FIRM S.A	07/05/2018	Main Market
	LEON DEPOLAS SECURITIES S.A.	16/01/2017	
LAMDA DEVELOPMENT SA (CR)	EUROBANK EQUITIES INVESTMENT FIRM S.A	08/12/2014	Main Market
	PANTELAKIS SECURITIES S.A.	06/11/2017	
	PIRAEUS SECURITIES S. A.	29/06/2017	
LAMPSA HOTEL SA (CR)	LEON DEPOLAS SECURITIES S.A.	16/01/2017	Main Market
MARFIN INVESTMENT GROUP (CR)	EUROBANK EQUITIES INVESTMENT FIRM S.A	23/03/2015	Main Market
	PIRAEUS SECURITIES S. A.	02/02/2009	

List of Stocks under Market Making operations

Securities	Market Maker	Start Market Making	Stock Category
<b>MOTOR OIL (CR)</b>			
	BETA SECURITIES S.A.	08/03/2021	Main Market
	EUROBANK EQUITIES INVESTMENT FIRM S.A	22/10/2006	
	HELLENIC AMERICAN SECURITIES S.A.	01/09/2014	
	LEON DEPOLAS SECURITIES S.A.	01/04/2019	
	MERIT SECURITIES S.A	25/02/2019	
	NATIONAL SECURITIES S.A.	02/01/1900	
	PIRAEUS SECURITIES S. A.	04/05/2015	
<b>MYTILINEOS (CR)</b>			
	ALPHA FINANCE INVESTMENT SERVICES S.A.	15/04/2019	Main Market
	EUROBANK EQUITIES INVESTMENT FIRM S.A	20/09/2017	
	MERIT SECURITIES S.A	25/02/2019	
	NATIONAL SECURITIES S.A.	02/01/1900	
	PIRAEUS SECURITIES S. A.	04/05/2015	
<b>NATIONAL BANK (CR)</b>			
	ALPHA FINANCE INVESTMENT SERVICES S.A.	09/01/2006	Main Market
	BETA SECURITIES S.A.	01/02/2021	
	EUROBANK EQUITIES INVESTMENT FIRM S.A	22/10/2006	
	HELLENIC AMERICAN SECURITIES S.A.	25/07/2014	
	LEON DEPOLAS SECURITIES S.A.	20/05/2015	
	MERIT SECURITIES S.A	03/09/2012	
	NATIONAL SECURITIES S.A.	02/01/1900	
	PIRAEUS SECURITIES S. A.	08/09/2008	
<b>OPAP (CR)</b>			
	ALPHA FINANCE INVESTMENT SERVICES S.A.	09/01/2006	Main Market
	EUROBANK EQUITIES INVESTMENT FIRM S.A	22/10/2006	
	HELLENIC AMERICAN SECURITIES S.A.	25/07/2014	
	MERIT SECURITIES S.A	20/03/2017	
	NATIONAL SECURITIES S.A.	02/01/1900	
	PIRAEUS SECURITIES S. A.	04/05/2015	
<b>OTE (CR)</b>			
	ALPHA FINANCE INVESTMENT SERVICES S.A.	09/01/2006	Main Market
	EUROBANK EQUITIES INVESTMENT FIRM S.A	22/10/2006	
	HELLENIC AMERICAN SECURITIES S.A.	25/07/2014	
	LEON DEPOLAS SECURITIES S.A.	20/04/2015	
	MERIT SECURITIES S.A	20/03/2017	
	NATIONAL SECURITIES S.A.	02/01/1900	
	PIRAEUS SECURITIES S. A.	08/09/2008	
<b>P.P.A. S.A. (CR)</b>			
	EUROBANK EQUITIES INVESTMENT FIRM S.A	06/02/2019	Main Market
<b>PAPOUTSANIS (CR)</b>			
	ALPHA FINANCE INVESTMENT SERVICES S.A.	19/11/2018	Main Market
	BETA SECURITIES S.A.	25/11/2013	
<b>PETROPOULOS PETROS (CR)</b>			
	EUROBANK EQUITIES INVESTMENT FIRM S.A	01/04/2019	Main Market
	PANTELAKIS SECURITIES S.A.	16/03/2020	
<b>PIRAEUS FINANCIAL HOLD (CR)</b>			
	ALPHA FINANCE INVESTMENT SERVICES S.A.	15/04/2019	Main Market
	EUROBANK EQUITIES INVESTMENT FIRM S.A	22/10/2006	
	EUROXX SECURITIES S.A.	15/02/2016	
	HELLENIC AMERICAN SECURITIES S.A.	25/07/2014	
	LEON DEPOLAS SECURITIES S.A.	30/11/2018	
	MERIT SECURITIES S.A	16/09/2013	
	NATIONAL SECURITIES S.A.	02/01/1900	
	PIRAEUS SECURITIES S. A.	16/02/2009	
<b>PLAISIO COMPUTERS SA (CR)</b>			
	EUROBANK EQUITIES INVESTMENT FIRM S.A	02/03/2015	Main Market
<b>PPC (CR)</b>			
	ALPHA FINANCE INVESTMENT SERVICES S.A.	09/01/2006	Main Market
	BETA SECURITIES S.A.	01/02/2021	
	EUROBANK EQUITIES INVESTMENT FIRM S.A	22/10/2006	
	HELLENIC AMERICAN SECURITIES S.A.	01/09/2014	
	MERIT SECURITIES S.A	06/11/2017	
	NATIONAL SECURITIES S.A.	02/01/1900	
	PIRAEUS SECURITIES S. A.	28/09/2009	
<b>PROFILE SA (CR)</b>			
	PANTELAKIS SECURITIES S.A.	01/07/2019	Main Market

List of Stocks under Market Making operations

Securities	Market Maker	Start Market Making	Stock Category
<b>QUEST HOLDINGS (CR)</b>			
	BETA SECURITIES S.A.	26/03/2018	Main Market
	EUROBANK EQUITIES INVESTMENT FIRM S.A	28/01/2019	
<b>TERNA ENERGY (CR)</b>			
	BETA SECURITIES S.A.	08/03/2021	Main Market
	PIRAEUS SECURITIES S. A.	09/12/2019	
<b>THRACE PLASTICS SA (CR)</b>			
	ALPHA FINANCE INVESTMENT SERVICES S.A.	26/03/2018	Main Market
	EUROBANK EQUITIES INVESTMENT FIRM S.A	26/03/2018	
<b>TITAN CEMENT (CB)</b>			
	BETA SECURITIES S.A.	01/02/2021	Main Market
	EUROBANK EQUITIES INVESTMENT FIRM S.A	06/11/2019	
	PIRAEUS SECURITIES S. A.	18/01/2021	
<b>UNIBIOS (CR)</b>			
	LEON DEPOLAS SECURITIES S.A.	01/02/2021	Main Market
<b>VIOHALCO SA/NV (CB)</b>			
	ALPHA FINANCE INVESTMENT SERVICES S.A.	11/03/2008	Main Market
	EUROBANK EQUITIES INVESTMENT FIRM S.A	04/03/2014	
	MERIT SECURITIES S.A	17/03/2014	

Underlying Asset				Derivatives Market													
Price max	Price min	Closing price	change	Delivery Month	Open price	Price max	Price min	Last price	Closing price	Last Bid	Last Ask	Fixing price*	Life high	Life low	Trades	Volume	Open Interest
<b>FTSE/Athex Large Cap</b>																	
2,162.68	2,046.02	2,085.55	-3.06%	May 2021	2,151.50	2,162.25	2,059.00	2,060.00	2,060.00	---	---		2,262.00	---	123	1,213	2,061
				June 2021	2,151.25	2,161.75	2,044.00	2,078.00	2,078.00	---	---		2,239.00	---	486	2,255	5,196
				July 2021	2,075.75	2,088.00	2,035.50	2,039.50	2,039.50	---	---		2,205.25	---	12	157	137
				September 2021	---	---	---	---	2,165.75	---	---		---	---	---	---	---
				December 2021	---	---	---	---	2,176.50	---	---		---	---	---	---	---
				March 2022	---	---	---	---	2,187.50	---	---		---	---	---	---	---

(Trade Unit: 1 Index Point x 2€, Cash Settlement)

Derivatives notes

Fixing prices and final open positions can be retrieved from the following path <http://www.helex.gr/el/web/guest/statistics-end-of-day-derivatives>

Underlying Asset				Derivatives Market													
Price max	Price min	Closing price	change	Delivery Month	Open price	Price max	Price min	Last price	Closing price	Last Bid	Last Ask	Fixing price*	Life high	Life low	Trades	Volume	Open Interest
<b>ADMIE (IPTO) HOLDING S.A. (CR)</b>				(Contract Size: 100 Securities, Physical Delivery)													
2.66	2.585	2.63	-0.76%	June 2021	2.65	2.66	2.60	2.63	2.63	---	---	---	2.90	---	39	297	7,610
				September 2021	2.66	2.66	2.66	2.66	2.66	---	---	---	2.66	---	2	6	8
				December 2021	---	---	---	---	2.68	---	---	---	---	---	---	---	---
				March 2022	---	---	---	---	2.69	---	---	---	---	---	---	---	---
<b>ALPHA SERVICES HOLD (CR)</b>				(Contract Size: 100 Securities, Physical Delivery)													
1.2305	0.868	0.9026	-27.21%	June 2021	1.24	1.25	0.806	0.900	0.900	---	---	---	1.39	---	2,611	108,156	77,287
				September 2021	1.18	1.18	0.813	0.900	0.900	---	---	---	1.35	---	32	259	447
				December 2021	---	---	---	---	1.25	---	---	---	---	---	---	---	---
				March 2022	---	---	---	---	1.26	---	---	---	---	---	---	---	---
<b>ATTICA BANK S.A. (CR)</b>				(Contract Size: 100 Securities, Physical Delivery)													
0.138	0.126	0.13	-5.11%	June 2021	0.112	0.115	0.110	0.115	0.115	---	---	---	0.282	---	7	30	481
				September 2021	---	---	---	---	0.138	---	---	---	0.225	---	---	---	22
				December 2021	---	---	---	---	0.139	---	---	---	---	---	---	---	---
				March 2022	---	---	---	---	0.139	---	---	---	---	---	---	---	---
<b>CC HBC AG (CR)</b>				(Contract Size: 100 Securities, Physical Delivery)													
29.78	29.47	29.6	1.72%	June 2021	29.38	29.44	29.38	29.44	29.44	---	---	---	29.68	---	3	10	67
				September 2021	---	---	---	---	29.29	---	---	---	---	---	---	---	---
				December 2021	---	---	---	---	29.44	---	---	---	---	---	---	---	---
				March 2022	---	---	---	---	29.59	---	---	---	---	---	---	---	---
<b>CENERGY HOLDINGS (CB)</b>				(Contract Size: 100 Securities, Physical Delivery)													
2.795	2.61	2.795	2.19%	June 2021	2.77	2.78	2.61	2.71	2.71	---	---	---	2.91	---	52	158	8,648
				September 2021	---	---	---	---	2.75	---	---	---	2.86	---	---	---	20
				December 2021	---	---	---	---	2.77	---	---	---	---	---	---	---	---
				March 2022	---	---	---	---	2.78	---	---	---	---	---	---	---	---
<b>ELLAKTOR (CR)</b>				(Contract Size: 100 Securities, Physical Delivery)													
1.306	1.277	1.285	-1.15%	June 2021	1.30	1.30	1.28	1.29	1.29	---	---	---	1.68	---	55	834	6,390
				September 2021	---	---	---	---	1.31	---	---	---	1.40	---	---	---	---
				December 2021	---	---	---	---	1.32	---	---	---	---	---	---	---	---
				March 2022	---	---	---	---	1.32	---	---	---	---	---	---	---	---
<b>EUROBANK HOLDINGS (CR)</b>				(Contract Size: 100 Securities, Physical Delivery)													
0.7844	0.7036	0.743	-4.13%	June 2021	0.781	0.781	0.700	0.748	0.748	---	---	---	0.861	---	720	20,987	73,699
				September 2021	---	---	---	---	0.780	---	---	---	0.790	---	---	---	80
				December 2021	---	---	---	---	0.784	---	---	---	---	---	---	---	---
				March 2022	---	---	---	---	0.788	---	---	---	---	---	---	---	---

Derivatives notes

Fixing prices and final open positions can be retrieved from the following path <http://www.helex.gr/el/web/guest/statistics-end-of-day-derivatives>



Underlying Asset				Derivatives Market													
Price max	Price min	Closing price	change	Delivery Month	Open price	Price max	Price min	Last price	Closing price	Last Bid	Last Ask	Fixing price*	Life high	Life low	Trades	Volume	Open Interest
<b>EYDAP S.A. (CR)</b>				(Contract Size: 100 Securities, Physical Delivery)													
8.55	8.31	8.4	-0.59%	June 2021	8.43	8.44	8.37	8.40	8.40	---	---	---	9.27	---	9	37	1,772
				September 2021	8.07	8.07	8.05	8.05	8.05	---	---	---	8.76	---	3	11	143
				December 2021	---	---	---	---	8.55	---	---	---	---	---	---	---	---
				March 2022	---	---	---	---	8.59	---	---	---	---	---	---	---	---
<b>FOURLIS (CR)</b>				(Contract Size: 100 Securities, Physical Delivery)													
4.46	4.285	4.36	-0.68%	June 2021	4.36	4.38	4.28	4.32	4.32	---	---	---	4.76	---	26	157	1,152
				September 2021	---	---	---	---	4.42	---	---	---	---	---	---	---	---
				December 2021	---	---	---	---	4.44	---	---	---	---	---	---	---	---
				March 2022	---	---	---	---	4.46	---	---	---	---	---	---	---	---
<b>GEK TERNA (CR)</b>				(Contract Size: 100 Securities, Physical Delivery)													
9.8	9.58	9.72	-0.31%	June 2021	9.75	9.84	9.60	9.69	9.69	---	---	---	10.57	---	131	694	9,400
				September 2021	---	---	---	---	9.82	---	---	---	---	---	---	---	---
				December 2021	---	---	---	---	9.86	---	---	---	---	---	---	---	---
				March 2022	---	---	---	---	9.91	---	---	---	---	---	---	---	---
<b>HELLENIC EXCHANGES-A.S.E. (CR)</b>				(Contract Size: 100 Securities, Physical Delivery)													
4.18	4.04	4.135	-0.36%	June 2021	4.14	4.14	3.99	4.04	4.04	---	---	---	4.31	---	48	210	3,119
				September 2021	---	---	---	---	4.18	---	---	---	---	---	---	---	---
				December 2021	---	---	---	---	4.20	---	---	---	---	---	---	---	---
				March 2022	---	---	---	---	4.22	---	---	---	---	---	---	---	---
<b>HELLENIC PETROLEUM (CR)</b>				(Contract Size: 100 Securities, Physical Delivery)													
6.2	6	6.13	-0.97%	June 2021	6.09	6.21	6.02	6.10	6.10	---	---	---	6.49	---	21	75	2,540
				September 2021	6.14	6.14	6.14	6.14	6.14	---	---	---	6.14	---	1	2	---
				December 2021	---	---	---	---	6.26	---	---	---	---	---	---	---	---
				March 2022	---	---	---	---	6.29	---	---	---	---	---	---	---	---
<b>INTRACOM HOLDINGS (CR)</b>				(Contract Size: 100 Securities, Physical Delivery)													
1.46	1.37	1.42	-2.47%	June 2021	1.43	1.43	1.35	1.43	1.43	---	---	---	1.56	---	56	522	4,104
				September 2021	---	---	---	---	1.47	---	---	---	1.39	---	---	---	150
				December 2021	---	---	---	---	1.47	---	---	---	---	---	---	---	---
				March 2022	---	---	---	---	1.48	---	---	---	---	---	---	---	---
<b>JUMBO SA (CR)</b>				(Contract Size: 100 Securities, Physical Delivery)													
15.91	15.11	15.38	-1.41%	June 2021	15.44	15.51	15.17	15.41	15.41	---	---	---	16.90	---	57	126	1,160
				September 2021	---	---	---	---	15.70	---	---	---	---	---	---	---	---
				December 2021	---	---	---	---	15.78	---	---	---	---	---	---	---	---
				March 2022	---	---	---	---	15.86	---	---	---	---	---	---	---	---

Derivatives notes

Fixing prices and final open positions can be retrieved from the following path <http://www.helex.gr/el/web/guest/statistics-end-of-day-derivatives>

Underlying Asset				Derivatives Market													
Price max	Price min	Closing price	change	Delivery Month	Open price	Price max	Price min	Last price	Closing price	Last Bid	Last Ask	Fixing price*	Life high	Life low	Trades	Volume	Open Interest
<b>LAMDA DEVELOPMENT SA (CR)</b>				(Contract Size: 100 Securities, Physical Delivery)													
7.43	7.27	7.395	-0.34%	June 2021	7.37	7.43	7.29	7.40	7.40	---	---	---	7.85	---	27	119	4,857
				September 2021	---	---	---	---	7.47	---	---	---	---	---	---	---	---
				December 2021	---	---	---	---	7.51	---	---	---	---	---	---	---	---
				March 2022	---	---	---	---	7.54	---	---	---	---	---	---	---	---
<b>MARFIN INVESTMENT GROUP (CR)</b>				(Contract Size: 100 Securities, Physical Delivery)													
0.0267	0.024	0.0249	-5.32%	June 2021	0.023	0.025	0.023	0.024	0.024	---	---	---	0.037	---	667	3,053	44,586
				September 2021	---	---	---	---	0.026	---	---	---	---	---	---	---	---
				December 2021	---	---	---	---	0.027	---	---	---	---	---	---	---	---
				March 2022	---	---	---	---	0.027	---	---	---	---	---	---	---	---
<b>MOTOR OIL (CR)</b>				(Contract Size: 100 Securities, Physical Delivery)													
13.75	13.15	13.67	1.26%	June 2021	13.40	13.73	13.22	13.61	13.61	---	---	---	14.12	---	51	202	3,204
				September 2021	---	---	---	---	13.59	---	---	---	14.40	---	---	---	103
				December 2021	---	---	---	---	13.66	---	---	---	---	---	---	---	---
				March 2022	---	---	---	---	13.73	---	---	---	---	---	---	---	---
<b>MYTILINEOS (CR)</b>				(Contract Size: 100 Securities, Physical Delivery)													
15.06	14.55	14.64	-1.55%	June 2021	14.90	14.91	14.56	14.60	14.60	---	---	---	15.87	---	63	221	5,825
				September 2021	14.71	14.71	14.50	14.50	14.50	---	---	---	15.68	---	3	22	334
				December 2021	---	---	---	---	15.04	---	---	---	---	---	---	---	---
				March 2022	---	---	---	---	15.12	---	---	---	---	---	---	---	---
<b>NATIONAL BANK (CR)</b>				(Contract Size: 100 Securities, Physical Delivery)													
2.46	2.04	2.35	-3.65%	June 2021	2.44	2.44	2.07	2.36	2.36	---	---	---	2.78	---	1,289	28,475	45,715
				September 2021	---	---	---	---	2.46	---	---	---	2.55	---	---	---	294
				December 2021	---	---	---	---	2.47	---	---	---	---	---	---	---	---
				March 2022	---	---	---	---	2.48	---	---	---	---	---	---	---	---
<b>OPAP (CR)</b>				(Contract Size: 100 Securities, Physical Delivery)													
12.65	12.2	12.22	-0.65%	June 2021	12.31	12.60	12.19	12.21	12.21	---	---	---	12.77	---	79	279	1,679
				September 2021	12.33	12.33	12.33	12.33	12.33	---	---	---	12.33	---	4	5	55
				December 2021	---	---	---	---	12.44	---	---	---	---	---	---	---	---
				March 2022	---	---	---	---	12.51	---	---	---	---	---	---	---	---
<b>OTE (CR)</b>				(Contract Size: 100 Securities, Physical Delivery)													
14.825	14.53	14.615	-1.22%	June 2021	14.77	14.80	14.52	14.71	14.71	---	---	---	14.94	---	109	379	4,616
				September 2021	14.20	14.30	14.01	14.30	14.30	---	---	---	14.30	---	8	62	1
				December 2021	---	---	---	---	14.97	---	---	---	---	---	---	---	---
				March 2022	---	---	---	---	15.04	---	---	---	---	---	---	---	---

Derivatives notes

Fixing prices and final open positions can be retrieved from the following path <http://www.helex.gr/el/web/guest/statistics-end-of-day-derivatives>

Underlying Asset				Derivatives Market													
Price max	Price min	Closing price	change	Delivery Month	Open price	Price max	Price min	Last price	Closing price	Last Bid	Last Ask	Fixing price*	Life high	Life low	Trades	Volume	Open Interest
<b>P.P.A. S.A. (CR)</b>				(Contract Size: 100 Securities, Physical Delivery)													
20.6	20.3	20.3	-1.22%	June 2021	---	---	---	---	20.58	---	---	---	22.29	---	---	---	267
				September 2021	---	---	---	---	20.69	---	---	---	21.43	---	---	---	13
				December 2021	---	---	---	---	20.79	---	---	---	---	---	---	---	---
				March 2022	---	---	---	---	20.89	---	---	---	---	---	---	---	---
<b>PIRAEUS FINANCIAL HOLD (CR)</b>				(Contract Size: 6 Securities, Physical Delivery)													
1.57	1.46	1.49	-5.70%	June 2021	1.57	1.57	1.47	1.49	1.49	---	---	---	3.12	---	518	69,645	405,328
				September 2021	1.56	1.56	1.47	1.50	1.50	---	---	---	1.77	---	12	160	999
				December 2021	---	---	---	---	1.60	---	---	---	1.79	---	---	---	23
				March 2022	---	---	---	---	1.61	---	---	---	---	---	---	---	---
<b>PPC (CR)</b>				(Contract Size: 100 Securities, Physical Delivery)													
8.87	8.475	8.87	1.66%	June 2021	8.68	8.86	8.45	8.86	8.86	---	---	---	9.93	---	189	910	20,554
				September 2021	---	---	---	---	8.78	---	---	---	9.47	---	---	---	153
				December 2021	---	---	---	---	8.83	---	---	---	---	---	---	---	---
				March 2022	---	---	---	---	8.87	---	---	---	---	---	---	---	---
<b>TERNA ENERGY (CR)</b>				(Contract Size: 100 Securities, Physical Delivery)													
12.3	11.9	11.9	-2.46%	June 2021	12.10	12.14	11.88	11.91	11.91	---	---	---	13.44	---	27	107	2,481
				September 2021	---	---	---	---	12.28	---	---	---	12.85	---	---	---	100
				December 2021	---	---	---	---	12.34	---	---	---	---	---	---	---	---
				March 2022	---	---	---	---	12.40	---	---	---	---	---	---	---	---
<b>TITAN CEMENT (CB)</b>				(Contract Size: 102 Securities, Physical Delivery)													
17.86	17.3	17.86	2.53%	June 2021	17.38	17.77	17.38	17.75	17.75	---	---	---	17.77	---	12	38	757
				September 2021	---	---	---	---	17.54	---	---	---	17.36	---	---	---	64
				December 2021	---	---	---	---	17.62	---	---	---	---	---	---	---	---
				March 2022	---	---	---	---	17.71	---	---	---	---	---	---	---	---
<b>VIOHALCO SA/NV (CB)</b>				(Contract Size: 100 Securities, Physical Delivery)													
4.75	4.56	4.72	-0.84%	June 2021	4.68	4.68	4.60	4.64	4.64	---	---	---	5.26	---	36	83	6,972
				September 2021	---	---	---	---	4.79	---	---	---	---	---	---	---	---
				December 2021	---	---	---	---	4.82	---	---	---	---	---	---	---	---
				March 2022	---	---	---	---	4.84	---	---	---	---	---	---	---	---

Derivatives notes

Fixing prices and final open positions can be retrieved from the following path <http://www.helex.gr/el/web/guest/statistics-end-of-day-derivatives>

## FTSE/Athex Large Cap

(Trade Unit: 1 Index Point x 2€ - Exercise Style: European, Cash Settlement)

Call Options														Put Options																		
May 2021								June 2021						Other Months		May 2021								June 2021						Other Months		Exer- cise Price
Open price	Price max	Price min	Last price	Closing price	Volume	Open Interest	Open price	Price max	Price min	Last price	Closing price	Volume	Open Interest	Volume	Open Interest	Open price	Price max	Price min	Last price	Closing price	Volume	Open Interest	Open price	Price max	Price min	Last price	Closing price	Volume	Open Interest	Volume	Open Interest	
1,200	-	-	-	-	-	-	0.00	0.00	0.00	-	950.00	-	-	-	-	-	-	-	-	-	-	-	0.00	0.00	0.00	-	0.01	-	-	-	-	1,200
1,225	-	-	-	-	-	-	0.00	0.00	0.00	-	926.00	-	-	-	-	-	-	-	-	-	-	-	0.00	0.00	0.00	-	0.01	-	-	-	-	1,225
1,250	-	-	-	-	-	-	0.00	0.00	0.00	-	901.00	-	-	-	-	-	-	-	-	-	-	-	0.00	0.00	0.00	-	0.01	-	-	-	-	1,250
1,275	-	-	-	-	-	-	0.00	0.00	0.00	-	876.00	-	-	-	-	-	-	-	-	-	-	-	0.00	0.00	0.00	-	0.01	-	-	-	-	1,275
1,300	-	-	-	-	-	-	0.00	0.00	0.00	-	851.00	-	-	-	-	-	-	-	-	-	-	-	0.00	0.00	0.00	-	0.01	-	-	-	-	1,300
1,325	-	-	-	-	-	-	0.00	0.00	0.00	-	826.00	-	-	-	-	-	-	-	-	-	-	-	0.00	0.00	0.00	-	0.01	-	-	-	-	1,325
1,350	-	-	-	-	-	-	0.00	0.00	0.00	-	801.00	-	-	-	-	-	-	-	-	-	-	-	0.00	0.00	0.00	-	0.01	-	-	-	-	1,350
1,375	-	-	-	-	-	-	0.00	0.00	0.00	-	776.00	-	-	-	-	-	-	-	-	-	-	-	0.00	0.00	0.00	-	0.01	-	-	-	-	1,375
1,400	-	-	-	-	-	-	0.00	0.00	0.00	-	751.00	-	-	-	-	-	-	-	-	-	-	-	0.00	0.00	0.00	-	0.01	-	-	-	-	1,400
1,425	-	-	-	-	-	-	0.00	0.00	0.00	-	726.00	-	-	-	-	-	-	-	-	-	-	-	0.00	0.00	0.00	-	0.01	-	-	-	-	1,425
1,450	-	-	-	-	-	-	0.00	0.00	0.00	-	701.00	-	-	-	-	-	-	-	-	-	-	-	0.00	0.00	0.00	-	0.01	-	-	-	-	1,450
1,475	-	-	-	-	-	-	0.00	0.00	0.00	-	676.00	-	-	-	-	-	-	-	-	-	-	-	0.00	0.00	0.00	-	0.01	-	-	-	-	1,475
1,500	-	-	-	-	-	-	0.00	0.00	0.00	-	651.00	-	-	-	-	-	-	-	-	-	-	-	0.00	0.00	0.00	-	0.01	-	-	-	-	1,500
1,525	-	-	-	-	-	-	0.00	0.00	0.00	-	626.00	-	-	-	-	-	-	-	-	-	-	-	0.00	0.00	0.00	-	0.02	-	-	-	-	1,525
1,550	-	-	-	-	-	-	0.00	0.00	0.00	-	601.00	-	-	-	-	-	-	-	-	-	-	-	0.00	0.00	0.00	-	0.01	-	-	-	-	1,550
1,575	-	-	-	-	-	-	0.00	0.00	0.00	-	576.00	-	-	-	-	-	-	-	-	-	-	-	0.00	0.00	0.00	-	0.01	-	-	-	-	1,575
1,600	-	-	-	-	-	-	0.00	0.00	0.00	-	551.00	-	-	-	-	-	-	-	-	-	-	-	0.00	0.00	0.00	-	0.02	-	-	-	-	1,600
1,625	-	-	-	-	-	-	0.00	0.00	0.00	-	526.00	-	-	-	-	-	-	-	-	-	-	-	0.00	0.00	0.00	-	0.01	-	-	-	-	1,625
1,650	-	-	-	-	-	-	0.00	0.00	0.00	-	501.00	-	-	-	-	-	-	-	-	-	-	-	0.00	0.00	0.00	-	0.01	-	-	-	-	1,650
1,675	-	-	-	-	-	-	0.00	0.00	0.00	-	476.00	-	-	-	-	-	-	-	-	-	-	-	0.00	0.00	0.00	-	0.02	-	-	-	-	1,675
1,700	0.00	0.00	0.00	-	-	-	0.00	0.00	0.00	-	451.00	-	-	0.00	0.00	0.00	-	1,701.00	-	-	0.00	0.00	0.00	-	0.01	-	-	-	-	-	1,700	
1,725	0.00	0.00	0.00	-	-	-	0.00	0.00	0.00	-	426.00	-	-	0.00	0.00	0.00	-	1,726.00	-	-	0.00	0.00	0.00	-	0.01	-	-	-	-	-	1,725	
1,750	0.00	0.00	0.00	-	-	-	0.00	0.00	0.00	-	401.00	-	-	0.00	0.00	0.00	-	1,751.00	-	-	0.00	0.00	0.00	-	0.01	-	-	-	-	-	1,750	
1,775	0.00	0.00	0.00	-	-	-	0.00	0.00	0.00	-	376.00	-	-	0.00	0.00	0.00	-	1,776.00	-	-	0.00	0.00	0.00	-	0.02	-	-	-	-	-	1,775	
1,800	0.00	0.00	0.00	-	-	-	0.00	0.00	0.00	-	351.00	-	-	0.00	0.00	0.00	-	1,801.00	-	-	0.00	0.00	0.00	-	0.04	-	-	-	-	-	1,800	
1,825	0.00	0.00	0.00	-	-	-	0.00	0.00	0.00	-	327.00	-	-	0.00	0.00	0.00	-	1,826.00	-	-	0.00	0.00	0.00	-	0.09	-	-	-	-	-	1,825	
1,850	0.00	0.00	0.00	-	-	-	0.00	0.00	0.00	-	302.00	-	-	0.00	0.00	0.00	-	1,851.00	-	2	0.00	0.00	0.00	-	0.20	-	-	-	-	-	1,850	
1,875	0.00	0.00	0.00	-	-	-	0.00	0.00	0.00	-	277.00	-	-	0.00	0.00	0.00	-	1,876.00	-	3	0.00	0.00	0.00	-	0.40	-	-	-	-	-	1,875	
1,900	0.00	0.00	0.00	-	-	-	0.00	0.00	0.00	-	252.00	-	-	0.00	0.00	0.00	-	1,901.00	-	1	0.00	0.00	0.00	-	0.77	-	-	-	-	-	1,900	
1,925	0.00	0.00	0.00	-	-	-	40	0.00	0.00	0.00	-	228.00	-	-	0.00	0.00	0.00	-	1,926.00	-	2	0.00	0.00	0.00	-	1.40	-	-	-	-	-	1,925
1,950	0.00	0.00	0.00	-	-	-	-	0.00	0.00	0.00	-	204.00	-	-	0.00	0.00	0.00	-	1,951.00	-	-	0.00	0.00	0.00	-	2.40	-	-	-	-	-	1,950
1,975	0.00	0.00	0.00	-	-	-	20	0.00	0.00	0.00	-	181.00	-	-	0.00	0.00	0.00	-	1,976.00	-	1	0.00	0.00	0.00	-	4.00	-	-	-	-	-	1,975
2,000	0.00	0.00	0.00	-	-	-	80	0.00	0.00	0.00	-	158.00	-	-	0.00	0.00	0.00	-	2,001.00	-	120	26.00	27.50	26.00	27.00	27.00	50	5	-	-	-	2,000
2,050	0.00	0.00	0.00	-	-	-	39	75.00	75.00	60.00	62.00	62.00	28	27	0.00	0.00	0.00	-	2,051.00	-	227	56.00	56.00	46.00	49.00	49.00	22	22	-	-	-	2,050
2,100	0.00	0.00	0.00	-	-	-	95	36.00	42.00	28.00	42.00	42.00	13	46	24.00	0.00	24.00	34.00	2,101.00	107	141	80.00	80.00	58.00	61.50	61.50	10	176	-	-	-	2,100
2,150	0.00	0.00	0.00	-	-	-	65	21.00	21.00	15.00	18.00	18.00	18	16	60.00	0.00	38.00	80.00	2,151.00	73	126	0.00	0.00	0.00	-	49.75	-	147	-	-	-	2,150

FTSE/Athex Large Cap

(Trade Unit: 1 Index Point x 2€ - Exercise Style: European, Cash Settlement)

Call Options															Put Options																		
Exercise Price	May 2021							June 2021							Other Months		May 2021					June 2021					Other Months		Exercise Price				
	Open price	Price max	Price min	Last price	Closing price	Volume	Open Interest	Open price	Price max	Price min	Last price	Closing price	Volume	Open Interest	Volume	Open Interest	Open price	Price max	Price min	Last price	Closing price	Volume	Open Interest	Open price	Price max	Price min	Last price	Closing price		Volume	Open Interest	Volume	Open Interest
2,200	0.00	0.00	0.00	-	-	-	125	10.00	10.00	8.00	8.00	8.00	2	52			0.00	0.00	0.00	-	2,201.00	-	192	0.00	0.00	0.00	-	79.00	-	102			2,200
2,250	0.00	0.00	0.00	-	-	-	142	4.00	4.00	4.00	4.00	4.00	2	36			0.00	0.00	0.00	-	2,251.00	-	3	0.00	0.00	0.00	-	115.00	-	22			2,250
2,300	0.00	0.00	0.00	-	-	-	-	0.00	0.00	0.00	-	8.60	-	100			0.00	0.00	0.00	-	2,301.00	-	-	0.00	0.00	0.00	-	156.00	-	80			2,300
2,350	0.00	0.00	0.00	-	-	-	-	0.00	0.00	0.00	-	4.00	-	-			0.00	0.00	0.00	-	2,351.00	-	-	0.00	0.00	0.00	-	202.00	-	-			2,350
2,400	0.00	0.00	0.00	-	-	-	-	0.00	0.00	0.00	-	1.70	-	-			0.00	0.00	0.00	-	2,401.00	-	-	0.00	0.00	0.00	-	249.00	-	-			2,400
2,450	0.00	0.00	0.00	-	-	-	-	0.00	0.00	0.00	-	0.68	-	-			0.00	0.00	0.00	-	2,451.00	-	-	0.00	0.00	0.00	-	298.00	-	-			2,450
Totals:						0	606						63	277	0	0						180	818					82	554	0	0		
Number of Trades:							0						17		0							8						10		0			

ALPHA SERVICES HOLD (CR)

(Contract Size: 100 Securities, Exercise Style: American, Physical Delivery)

Call Options														Put Options																		
Exercise Price	May 2021						June 2021						Other Months		May 2021						June 2021						Other Months		Exercise Price			
	Open price	Price max	Price min	Last price	Closing price	Volume	Open Interest	Open price	Price max	Price min	Last price	Closing price	Volume	Open Interest	Volume	Open Interest	Open price	Price max	Price min	Last price	Closing price	Volume	Open Interest	Open price	Price max	Price min	Last price	Closing price		Volume	Open Interest	Volume
0.150						-	-	0.000	0.000	0.000	1.09	-	-			0.000	0.000	0.000	0.002	-	-			0.000	0.000	0.000	0.002	-	-			0.002
0.200						-	-	0.000	0.000	0.000	1.04	-	-			0.000	0.000	0.000	0.001	-	-			0.000	0.000	0.000	0.001	-	-			0.002
0.250						-	-	0.000	0.000	0.000	0.990	-	-			0.000	0.000	0.000	0.002	-	-			0.000	0.000	0.000	0.002	-	-			0.003
0.300						-	-	0.000	0.000	0.000	0.940	-	-			0.000	0.000	0.000	0.001	-	-			0.000	0.000	0.000	0.001	-	-			0.003
0.350						-	-	0.000	0.000	0.000	0.891	-	-			0.000	0.000	0.000	0.002	-	-			0.000	0.000	0.000	0.002	-	-			0.004
0.400						-	-	0.000	0.000	0.000	0.841	-	-			0.000	0.000	0.000	0.004	-	-			0.000	0.000	0.000	0.004	-	-			0.004
0.450						-	-	0.000	0.000	0.000	0.791	-	-			0.000	0.000	0.000	0.001	-	-			0.000	0.000	0.000	0.001	-	-			0.005
0.500	0.000	0.000	0.000			-	-	0.000	0.000	0.000	0.741	-	-			0.000	0.000	0.000	1.50	-	-			0.000	0.000	0.000	0.001	-	-			0.005
0.550	0.000	0.000	0.000			-	-	0.000	0.000	0.000	0.691	-	-			0.000	0.000	0.000	1.55	-	-			0.000	0.000	0.000	0.001	-	-			0.006
0.600	0.000	0.000	0.000			-	-	0.000	0.000	0.000	0.641	-	-			0.000	0.000	0.000	1.60	-	-			0.000	0.000	0.000	0.002	-	-			0.006
0.650	0.000	0.000	0.000			-	-	0.000	0.000	0.000	0.591	-	-			0.000	0.000	0.000	1.65	-	-			0.000	0.000	0.000	0.001	-	-			0.007
0.700	0.000	0.000	0.000			-	-	0.000	0.000	0.000	0.541	-	-			0.000	0.000	0.000	1.70	-	-			0.000	0.000	0.000	0.001	-	-			0.007
0.750	0.000	0.000	0.000			-	-	0.000	0.000	0.000	0.491	-	-			0.000	0.000	0.000	1.75	-	-			0.000	0.000	0.000	0.001	-	-			0.008
0.800	0.000	0.000	0.000			-	-	0.000	0.000	0.000	0.441	-	-			0.000	0.000	0.000	1.80	-	-			0.000	0.000	0.000	0.001	-	-			0.008
0.850	0.000	0.000	0.000			-	-	0.000	0.000	0.000	0.392	-	-			0.000	0.000	0.000	1.85	-	-			0.000	0.000	0.000	0.001	-	-			0.009
0.900	0.000	0.000	0.000			-	-	0.000	0.000	0.000	0.343	-	-			0.000	0.000	0.000	1.90	-	-			0.000	0.000	0.000	0.002	-	-			0.009
0.950	0.000	0.000	0.000			-	-	0.000	0.000	0.000	0.296	-	-			0.000	0.000	0.000	1.95	-	-			0.000	0.000	0.000	0.004	-	-			0.010
1.000	0.000	0.000	0.000			-	-	0.000	0.000	0.000	0.250	-	-			0.000	0.000	0.000	2.00	-	-			0.000	0.000	0.000	0.008	-	-			0.010
1.100	0.000	0.000	0.000			-	100	0.000	0.000	0.000	0.168	-	-			0.000	0.000	0.000	2.10	-	-			0.000	0.000	0.000	0.027	-	-			0.011
1.200	0.000	0.000	0.000			-	-	0.000	0.000	0.000	0.104	-	-			0.000	0.000	0.000	2.20	-	-			0.000	0.000	0.000	0.062	-	-			0.012
1.300	0.000	0.000	0.000			-	4	0.000	0.000	0.000	0.058	-	10			0.000	0.000	0.000	2.30	-	-			0.000	0.000	0.000	0.116	-	-			0.013
1.400	0.000	0.000	0.000			-	-	0.000	0.000	0.000	0.031	-	-			0.000	0.000	0.000	2.40	-	-			0.000	0.000	0.000	0.189	-	-			0.014
1.500	0.000	0.000	0.000			-	-	0.000	0.000	0.000	0.014	-	-			0.000	0.000	0.000	2.50	-	-			0.000	0.000	0.000	0.273	-	-			0.015
1.600	0.000	0.000	0.000			-	-	0.000	0.000	0.000	0.007	-	-			0.000	0.000	0.000	2.60	-	-			0.000	0.000	0.000	0.365	-	-			0.016
1.700	0.000	0.000	0.000			-	-	0.000	0.000	0.000	0.003	-	-			0.000	0.000	0.000	2.70	-	-			0.000	0.000	0.000	0.461	-	-			0.017
1.800	0.000	0.000	0.000			-	-	0.000	0.000	0.000	0.001	-	-			0.000	0.000	0.000	2.80	-	-			0.000	0.000	0.000	0.560	-	-			0.018
Totals:						0	104					0	10	0	0			0	0					0	0	0	0	0	0	0	0	
Number of Trades:						0						0		0			0.00						0				0		0			

NATIONAL BANK (CR)

(Contract Size: 100 Securities, Exercise Style: American, Physical Delivery)

Call Options														Put Options																					
May 2021							June 2021							Other Months		May 2021							June 2021							Other Months		Exer- cise Price			
Open price	Price max	Price min	Last price	Closing price	Volume	Open Interest	Open price	Price max	Price min	Last price	Closing price	Volume	Open Interest	Volume	Open Interest	Open price	Price max	Price min	Last price	Closing price	Volume	Open Interest	Open price	Price max	Price min	Last price	Closing price	Volume	Open Interest	Volume	Open Interest				
0.650					-	-	0.000	0.000	0.000		1.79	-	-			-	-	0.000	0.000	0.000		0.001	-	-							0.007				
0.700					-	-	0.000	0.000	0.000		1.74	-	-			-	-	0.000	0.000	0.000		0.001	-	-							0.007				
0.750					-	-	0.000	0.000	0.000		1.69	-	-			-	-	0.000	0.000	0.000		0.001	-	-							0.008				
0.800					-	-	0.000	0.000	0.000		1.64	-	-			-	-	0.000	0.000	0.000		0.001	-	-							0.008				
0.850					-	-	0.000	0.000	0.000		1.59	-	-			-	-	0.000	0.000	0.000		0.001	-	-							0.009				
0.900					-	-	0.000	0.000	0.000		1.54	-	-			-	-	0.000	0.000	0.000		0.001	-	-							0.009				
0.950					-	-	0.000	0.000	0.000		1.49	-	-			-	-	0.000	0.000	0.000		0.001	-	-							0.010				
1.000					-	-	0.000	0.000	0.000		1.44	-	-			-	-	0.000	0.000	0.000		0.001	-	-							0.010				
1.100					-	-	0.000	0.000	0.000		1.34	-	-			-	-	0.000	0.000	0.000		0.001	-	-							0.011				
1.200					-	-	0.000	0.000	0.000		1.24	-	-			-	-	0.000	0.000	0.000		0.001	-	-							0.012				
1.300					-	-	0.000	0.000	0.000		1.14	-	-			-	-	0.000	0.000	0.000		0.001	-	-							0.013				
1.400					-	-	0.000	0.000	0.000		1.04	-	-			-	-	0.000	0.000	0.000		0.001	-	-							0.014				
1.500	0.000	0.000	0.000		-	-	0.000	0.000	0.000		0.943	-	-			0.000	0.000	0.000	2.50	-	-	0.000	0.000	0.000		0.001	-	-			0.015				
1.600	0.000	0.000	0.000		-	-	0.000	0.000	0.000		0.843	-	-			0.000	0.000	0.000	2.60	-	-	0.000	0.000	0.000		0.001	-	-			0.016				
1.700	0.000	0.000	0.000		-	-	0.000	0.000	0.000		0.744	-	-			0.000	0.000	0.000	2.70	-	-	0.000	0.000	0.000		0.002	-	-			0.017				
1.800	0.000	0.000	0.000		-	-	0.000	0.000	0.000		0.647	-	-			0.000	0.000	0.000	2.80	-	-	0.000	0.000	0.000		0.004	-	-			0.018				
1.900	0.000	0.000	0.000		-	-	0.000	0.000	0.000		0.553	-	-			0.000	0.000	0.000	2.90	-	-	0.000	0.000	0.000		0.010	-	-			0.019				
2.000	0.000	0.000	0.000		-	-	0.000	0.000	0.000		0.463	-	-			0.000	0.000	0.000	3.00	-	-	0.000	0.000	0.000		0.019	-	-			0.020				
2.200	0.000	0.000	0.000		-	-	0.000	0.000	0.000		0.304	-	-			0.000	0.000	0.000	3.20	-	-	0.000	0.000	0.000		0.060	-	-			0.022				
2.400	0.000	0.000	0.000		-	15	0.000	0.000	0.000		0.182	-	-			0.000	0.000	0.000	3.40	-	-	0.000	0.000	0.000		0.138	-	-			0.024				
2.600	0.000	0.000	0.000		-	8	0.000	0.000	0.000		0.099	-	5			0.000	0.000	0.000	3.60	-	-	0.000	0.000	0.000		0.255	-	-			0.026				
2.800	0.000	0.000	0.000		-	7	0.000	0.000	0.000		0.048	-	-			0.000	0.000	0.000	3.80	-	-	0.000	0.000	0.000		0.405	-	-			0.028				
3.000	0.000	0.000	0.000		-	-	0.000	0.000	0.000		0.023	-	-			0.000	0.000	0.000	4.00	-	-	0.000	0.000	0.000		0.579	-	-			0.030				
3.200	0.000	0.000	0.000		-	-	0.000	0.000	0.000		0.009	-	-			0.000	0.000	0.000	4.20	-	-	0.000	0.000	0.000		0.766	-	-			0.032				
3.400	0.000	0.000	0.000		-	-	0.000	0.000	0.000		0.004	-	-			0.000	0.000	0.000	4.40	-	-	0.000	0.000	0.000		0.961	-	-			0.034				
3.600	0.000	0.000	0.000		-	-	0.000	0.000	0.000		0.001	-	-			0.000	0.000	0.000	4.60	-	-	0.000	0.000	0.000		1.16	-	-			0.036				
3.800	0.000	0.000	0.000		-	-	0.000	0.000	0.000		0.001	-	-			0.000	0.000	0.000	4.80	-	-	0.000	0.000	0.000		1.36	-	-			0.038				
Totals:					0	30						0	5	0	0						0	0						0	0	300	0				
Number of Trades:					0						0						0						0.00						0						3

OPAP (CR)

(Contract Size: 100 Securities, Exercise Style: American, Physical Delivery)

Call Options														Put Options																					
May 2021							June 2021							Other Months		May 2021							June 2021							Other Months		Exercise Price			
Open price	Price max	Price min	Last price	Closing price	Volume	Open Interest	Open price	Price max	Price min	Last price	Closing price	Volume	Open Interest	Volume	Open Interest	Open price	Price max	Price min	Last price	Closing price	Volume	Open Interest	Open price	Price max	Price min	Last price	Closing price	Volume	Open Interest	Volume	Open Interest				
4.800					-	-	0.000	0.000	0.000		7.51	-	-			-	-	0.000	0.000	0.000		0.001	-	-			-	-			0.048				
5.200					-	-	0.000	0.000	0.000		7.11	-	-			-	-	0.000	0.000	0.000		0.001	-	-			-	-			0.052				
5.600					-	-	0.000	0.000	0.000		6.71	-	-			-	-	0.000	0.000	0.000		0.001	-	-			-	-			0.056				
6.000					-	-	0.000	0.000	0.000		6.31	-	-			-	-	0.000	0.000	0.000		0.001	-	-			-	-			0.060				
6.400					-	-	0.000	0.000	0.000		5.91	-	-			-	-	0.000	0.000	0.000		0.001	-	-			-	-			0.064				
6.800					-	-	0.000	0.000	0.000		5.51	-	-			-	-	0.000	0.000	0.000		0.001	-	-			-	-			0.068				
7.200					-	-	0.000	0.000	0.000		5.11	-	-			-	-	0.000	0.000	0.000		0.001	-	-			-	-			0.072				
7.600					-	-	0.000	0.000	0.000		4.71	-	-			-	-	0.000	0.000	0.000		0.001	-	-			-	-			0.076				
8.000	0.000	0.000	0.000		-	-	0.000	0.000	0.000		4.31	-	-			0.000	0.000	0.000		9.00	-	-	0.000	0.000	0.000		0.001	-	-			0.080			
8.400	0.000	0.000	0.000		-	-	0.000	0.000	0.000		3.91	-	-			0.000	0.000	0.000		9.40	-	-	0.000	0.000	0.000		0.001	-	-			0.084			
8.800	0.000	0.000	0.000		-	-	0.000	0.000	0.000		3.51	-	-			0.000	0.000	0.000		9.80	-	-	0.000	0.000	0.000		0.001	-	-			0.088			
9.200	0.000	0.000	0.000		-	-	0.000	0.000	0.000		3.11	-	-			0.000	0.000	0.000		10.20	-	-	0.000	0.000	0.000		0.001	-	-			0.092			
9.600	0.000	0.000	0.000		-	-	0.000	0.000	0.000		2.72	-	-			0.000	0.000	0.000		10.60	-	-	0.000	0.000	0.000		0.001	-	-			0.096			
10.000	0.000	0.000	0.000		-	-	0.000	0.000	0.000		2.32	-	-			0.000	0.000	0.000		11.00	-	-	0.000	0.000	0.000		0.003	-	-			0.100			
11.000	0.000	0.000	0.000		-	-	0.000	0.000	0.000		1.37	-	-			0.000	0.000	0.000		12.00	-	-	0.000	0.000	0.000		0.049	-	-			0.110			
12.000	0.000	0.000	0.000		-	-	0.000	0.000	0.000		0.604	-	-			0.000	0.000	0.000		13.00	-	-	0.000	0.000	0.000		0.286	-	-			0.120			
13.000	0.000	0.000	0.000		-	-	0.191	0.191	0.191	0.191	0.191	5	-			0.000	0.000	0.000		14.00	-	-	0.000	0.000	0.000		0.868	-	-			0.130			
14.000	0.000	0.000	0.000		-	-	0.000	0.000	0.000		0.038	-	5			0.000	0.000	0.000		15.00	-	-	0.000	0.000	0.000		1.72	-	-			0.140			
15.000	0.000	0.000	0.000		-	-	0.000	0.000	0.000		0.005	-	-			0.000	0.000	0.000		16.00	-	-	0.000	0.000	0.000		2.70	-	-			0.150			
16.000	0.000	0.000	0.000		-	-	0.000	0.000	0.000		0.001	-	-			0.000	0.000	0.000		17.00	-	-	0.000	0.000	0.000		3.70	-	-			0.160			
17.000	0.000	0.000	0.000		-	-	0.000	0.000	0.000		0.001	-	-			0.000	0.000	0.000		18.00	-	-	0.000	0.000	0.000		4.70	-	-			0.170			
18.000	0.000	0.000	0.000		-	-	0.000	0.000	0.000		0.001	-	-			0.000	0.000	0.000		19.00	-	-	0.000	0.000	0.000		5.70	-	-			0.180			
Totals:					0	27							5	5	0	0						0	0									0	50	0	0
Number of Trades:					0								1	0								0.00										0			



OTE (CR)

(Contract Size: 100 Securities, Exercise Style: American, Physical Delivery)

Call Options														Put Options																		
Exercise Price	May 2021						June 2021						Other Months		May 2021						June 2021						Other Months		Exercise Price			
	Open price	Price max	Price min	Last price	Closing price	Volume	Open Interest	Open price	Price max	Price min	Last price	Closing price	Volume	Open Interest	Volume	Open Interest	Open price	Price max	Price min	Last price	Closing price	Volume	Open Interest	Open price	Price max	Price min	Last price	Closing price		Volume	Open Interest	Volume
8.400						-	-	0.000	0.000	0.000	6.41	-	-			0.000	0.000	0.000	0.001	-	-			0.000	0.000	0.000	0.001	-	-			0.084
8.800	0.000	0.000	0.000			-	-	0.000	0.000	0.000	6.01	-	-			0.000	0.000	0.000	0.001	-	-			0.000	0.000	0.000	0.001	-	-			0.088
9.200	0.000	0.000	0.000			-	-	0.000	0.000	0.000	5.61	-	-			0.000	0.000	0.000	0.001	-	-			0.000	0.000	0.000	0.001	-	-			0.092
9.600	0.000	0.000	0.000			-	-	0.000	0.000	0.000	5.22	-	-			0.000	0.000	0.000	0.001	-	-			0.000	0.000	0.000	0.001	-	-			0.096
10.000	0.000	0.000	0.000			-	-	0.000	0.000	0.000	4.82	-	-			0.000	0.000	0.000	0.001	-	-			0.000	0.000	0.000	0.001	-	-			0.100
11.000	0.000	0.000	0.000			-	-	0.000	0.000	0.000	3.82	-	-			0.000	0.000	0.000	0.001	-	-			0.000	0.000	0.000	0.001	-	-			0.110
12.000	0.000	0.000	0.000			-	-	0.000	0.000	0.000	2.82	-	-			0.000	0.000	0.000	0.004	-	-			0.000	0.000	0.000	0.004	-	-			0.120
13.000	0.000	0.000	0.000			-	-	0.000	0.000	0.000	1.84	-	-			0.000	0.000	0.000	0.014	-	-			0.000	0.000	0.000	0.014	-	-			0.130
14.000	0.000	0.000	0.000			-	10	0.000	0.000	0.000	0.953	-	4			0.000	0.000	0.000	0.131	-	-			0.000	0.000	0.000	0.131	-	-			0.140
15.000	0.000	0.000	0.000			-	28	0.000	0.000	0.000	0.352	-	16			0.000	0.000	0.000	0.530	-	-			0.000	0.000	0.000	0.530	-	-			0.150
16.000	0.000	0.000	0.000			-	-	0.000	0.000	0.000	0.085	-	13			0.000	0.000	0.000	1.27	-	-			0.000	0.000	0.000	1.27	-	-			0.160
17.000	0.000	0.000	0.000			-	-	0.000	0.000	0.000	0.013	-	-			0.000	0.000	0.000	2.20	-	-			0.000	0.000	0.000	2.20	-	-			0.170
18.000	0.000	0.000	0.000			-	-	0.000	0.000	0.000	0.001	-	-			0.000	0.000	0.000	3.20	-	-			0.000	0.000	0.000	3.20	-	-			0.180
19.000	0.000	0.000	0.000			-	-	0.000	0.000	0.000	0.001	-	-			0.000	0.000	0.000	4.20	-	-			0.000	0.000	0.000	4.20	-	-			0.190
20.000						-	-	0.000	0.000	0.000	0.001	-	-						5.20	-	-			0.000	0.000	0.000	5.20	-	-			0.200
Totals:						0	38					0	33	0	0					0	24						0	20	0	0		
Number of Trades:						0						0		0						0.00							0		0			

## PIRAEUS FINANCIAL HOLD (CR)

(Contract Size: 100 Securities, Exercise Style: American, Physical Delivery)

Call Options														Put Options																		
May 2021							June 2021							Other Months		May 2021							June 2021							Other Months		Exerise Price
Open price	Price max	Price min	Last price	Closing price	Volume	Open Interest	Open price	Price max	Price min	Last price	Closing price	Volume	Open Interest	Volume	Open Interest	Open price	Price max	Price min	Last price	Closing price	Volume	Open Interest	Open price	Price max	Price min	Last price	Closing price	Volume	Open Interest	Volume	Open Interest	
0.150	0.000	0.000	0.000		-	-	0.000	0.000	0.000		1.43	-	-			0.000	0.000	0.000		1.15	-	-	0.000	0.000	0.000		0.001	-	-			0.002
0.200	0.000	0.000	0.000		-	-	0.000	0.000	0.000		1.38	-	-			0.000	0.000	0.000		1.20	-	-	0.000	0.000	0.000		0.002	-	-			0.002
0.250	0.000	0.000	0.000		-	-	0.000	0.000	0.000		1.33	-	-			0.000	0.000	0.000		1.25	-	-	0.000	0.000	0.000		0.004	-	-			0.003
0.300	0.000	0.000	0.000		-	-	0.000	0.000	0.000		1.28	-	-			0.000	0.000	0.000		1.30	-	-	0.000	0.000	0.000		0.008	-	-			0.003
0.350	0.000	0.000	0.000		-	-	0.000	0.000	0.000		1.23	-	-			0.000	0.000	0.000		1.35	-	-	0.000	0.000	0.000		0.014	-	-			0.004
0.400	0.000	0.000	0.000		-	-	0.000	0.000	0.000		1.18	-	-			0.000	0.000	0.000		1.40	-	-	0.000	0.000	0.000		0.020	-	-			0.004
0.450	0.000	0.000	0.000		-	-	0.000	0.000	0.000		1.13	-	-			0.000	0.000	0.000		1.45	-	-	0.000	0.000	0.000		0.029	-	-			0.005
0.500	0.000	0.000	0.000		-	-	0.000	0.000	0.000		1.08	-	-			0.000	0.000	0.000		1.50	-	-	0.000	0.000	0.000		0.039	-	-			0.005
0.550	0.000	0.000	0.000		-	-	0.000	0.000	0.000		1.03	-	-			0.000	0.000	0.000		1.55	-	-	0.000	0.000	0.000		0.050	-	-			0.006
0.600	0.000	0.000	0.000		-	-	0.000	0.000	0.000		0.981	-	-			0.000	0.000	0.000		1.60	-	-	0.000	0.000	0.000		0.064	-	-			0.006
0.650	0.000	0.000	0.000		-	-	0.000	0.000	0.000		0.931	-	-			0.000	0.000	0.000		1.65	-	-	0.000	0.000	0.000		0.079	-	-			0.007
0.700	0.000	0.000	0.000		-	-	0.000	0.000	0.000		0.881	-	-			0.000	0.000	0.000		1.70	-	-	0.000	0.000	0.000		0.094	-	-			0.007
0.750	0.000	0.000	0.000		-	-	0.000	0.000	0.000		0.831	-	-			0.000	0.000	0.000		1.75	-	-	0.000	0.000	0.000		0.001	-	-			0.008
0.800	0.000	0.000	0.000		-	-	0.000	0.000	0.000		0.782	-	-			0.000	0.000	0.000		1.80	-	-	0.000	0.000	0.000		0.001	-	-			0.008
0.850	0.000	0.000	0.000		-	-	0.000	0.000	0.000		0.732	-	-			0.000	0.000	0.000		1.85	-	-	0.000	0.000	0.000		0.001	-	-			0.009
0.900	0.000	0.000	0.000		-	-	0.000	0.000	0.000		0.683	-	-			0.000	0.000	0.000		1.90	-	-	0.000	0.000	0.000		0.002	-	-			0.009
0.950	0.000	0.000	0.000		-	-	0.000	0.000	0.000		0.634	-	-			0.000	0.000	0.000		1.95	-	-	0.000	0.000	0.000		0.003	-	-			0.010
1.000	0.000	0.000	0.000		-	-	0.000	0.000	0.000		0.587	-	-			0.000	0.000	0.000		2.00	-	-	0.000	0.000	0.000		0.005	-	-			0.010
1.100	0.000	0.000	0.000		-	-	0.000	0.000	0.000		0.494	-	-			0.000	0.000	0.000		2.10	-	-	0.000	0.000	0.000		0.013	-	-			0.011
1.200	0.000	0.000	0.000		-	-	0.000	0.000	0.000		0.409	-	-			0.000	0.000	0.000		2.20	-	-	0.000	0.000	0.000		0.027	-	-			0.012
1.300	0.000	0.000	0.000		-	-	0.000	0.000	0.000		0.331	-	-			0.000	0.000	0.000		2.30	-	-	0.000	0.000	0.000		0.049	-	-			0.013
1.400	0.000	0.000	0.000		-	-	0.000	0.000	0.000		0.263	-	-			0.000	0.000	0.000		2.40	-	-	0.000	0.000	0.000		0.081	-	-			0.014
1.500	0.000	0.000	0.000		-	-	0.000	0.000	0.000		0.205	-	-			0.000	0.000	0.000		2.50	-	-	0.000	0.000	0.000		0.123	-	-			0.015
1.600	0.000	0.000	0.000		-	-	0.000	0.000	0.000		0.157	-	-			0.000	0.000	0.000		2.60	-	-	0.000	0.000	0.000		0.174	-	-			0.016
1.700	0.000	0.000	0.000		-	-	0.000	0.000	0.000		0.117	-	-			0.000	0.000	0.000		2.70	-	-	0.000	0.000	0.000		0.235	-	-			0.017
1.800	0.000	0.000	0.000		-	-	0.000	0.000	0.000		0.088	-	-			0.000	0.000	0.000		2.80	-	-	0.000	0.000	0.000		0.306	-	-			0.018
1.900	0.000	0.000	0.000		-	-	0.000	0.000	0.000		0.065	-	-			0.000	0.000	0.000		2.90	-	-	0.000	0.000	0.000		0.383	-	-			0.019
2.000	0.000	0.000	0.000		-	-	0.000	0.000	0.000		0.047	-	-			0.000	0.000	0.000		3.00	-	-	0.000	0.000	0.000		0.464	-	-			0.020
2.200	0.000	0.000	0.000		-	-	0.000	0.000	0.000		0.024	-	-			0.000	0.000	0.000		3.20	-	-	0.000	0.000	0.000		0.642	-	-			0.022
2.400	0.000	0.000	0.000		-	-	0.000	0.000	0.000		0.012	-	-			0.000	0.000	0.000		3.40	-	-	0.000	0.000	0.000		0.830	-	-			0.024
2.600	0.000	0.000	0.000		-	-	0.000	0.000	0.000		0.006	-	-			0.000	0.000	0.000		3.60	-	-	0.000	0.000	0.000		1.02	-	-			0.026
2.800	0.000	0.000	0.000		-	-	0.000	0.000	0.000		0.003	-	-			0.000	0.000	0.000		3.80	-	-	0.000	0.000	0.000		1.22	-	-			0.028
3.000	0.000	0.000	0.000		-	-	0.000	0.000	0.000		0.001	-	-			0.000	0.000	0.000		4.00	-	-	0.000	0.000	0.000		1.42	-	-			0.030
3.200	0.000	0.000	0.000		-	-	0.000	0.000	0.000		0.001	-	-			0.000	0.000	0.000		4.20	-	-	0.000	0.000	0.000		1.62	-	-			0.032
3.400	0.000	0.000	0.000		-	-	0.000	0.000	0.000		0.001	-	-			0.000	0.000	0.000		4.40	-	-	0.000	0.000	0.000		1.82	-	-			0.034
3.600	0.000	0.000	0.000		-	-	0.000	0.000	0.000		0.001	-	-			0.000	0.000	0.000		4.60	-	-	0.000	0.000	0.000		2.02	-	-			0.036

PIRAEUS FINANCIAL HOLD (CR)

(Contract Size: 100 Securities, Exercise Style: American, Physical Delivery)

Call Options														Put Options																						
Exercise Price	May 2021						June 2021						Other Months		May 2021						June 2021						Other Months		Exercise Price							
	Open price	Price max	Price min	Last price	Closing price	Volume	Open Interest	Open price	Price max	Price min	Last price	Closing price	Volume	Open Interest	Volume	Open Interest	Open price	Price max	Price min	Last price	Closing price	Volume	Open Interest	Open price	Price max	Price min	Last price	Closing price		Volume	Open Interest	Volume	Open Interest			
3.800	0.000	0.000	0.000			-	-	0.000	0.000	0.000		0.206	-	-			0.000	0.000	0.000		4.80	-	-	0.000	0.000	0.000		2.22	-	-			0.038			
4.000	0.000	0.000	0.000			-	-	0.000	0.000	0.000		0.191	-	-			0.000	0.000	0.000		5.00	-	-	0.000	0.000	0.000		2.42	-	-			0.040			
4.400	0.000	0.000	0.000			-	-	0.000	0.000	0.000		0.162	-	-			0.000	0.000	0.000		5.40	-	-	0.000	0.000	0.000		2.82	-	-			0.044			
4.800	0.000	0.000	0.000			-	-	0.000	0.000	0.000		0.140	-	-			0.000	0.000	0.000		5.80	-	-	0.000	0.000	0.000		3.22	-	-			0.048			
5.200	0.000	0.000	0.000			-	-	0.000	0.000	0.000		0.123	-	-			0.000	0.000	0.000		6.20	-	-	0.000	0.000	0.000		3.62	-	-			0.052			
5.600	0.000	0.000	0.000			-	-	0.000	0.000	0.000		0.107	-	-			0.000	0.000	0.000		6.60	-	-	0.000	0.000	0.000		4.02	-	-			0.056			
6.000	0.000	0.000	0.000			-	-	0.000	0.000	0.000		0.091	-	-			0.000	0.000	0.000		7.00	-	-	0.000	0.000	0.000		4.42	-	-			0.060			
6.400	0.000	0.000	0.000			-	-	0.000	0.000	0.000		0.082	-	-			0.000	0.000	0.000		7.40	-	-	0.000	0.000	0.000		4.82	-	-			0.064			
6.800	0.000	0.000	0.000			-	-	0.000	0.000	0.000		0.074	-	-			0.000	0.000	0.000		7.80	-	-	0.000	0.000	0.000		5.22	-	-			0.068			
Totals:						0	0							0	0	0	0							0	0	0	0									
Number of Trades:						0							0	0	0							0.00							0	0						

PPC (CR)

(Contract Size: 100 Securities, Exercise Style: American, Physical Delivery)

Call Options														Put Options																		
May 2021							June 2021							Other Months		May 2021							June 2021							Other Months		Exercise Price
Open price	Price max	Price min	Last price	Closing price	Volume	Open Interest	Open price	Price max	Price min	Last price	Closing price	Volume	Open Interest	Volume	Open Interest	Open price	Price max	Price min	Last price	Closing price	Volume	Open Interest	Open price	Price max	Price min	Last price	Closing price	Volume	Open Interest	Volume	Open Interest	
2.400					-	-	0.000	0.000	0.000		6.33	-	-			-	-	0.000	0.000	0.000		0.002	-	-							0.024	
2.600					-	-	0.000	0.000	0.000		6.13	-	-			-	-	0.000	0.000	0.000		0.001	-	-							0.026	
2.800					-	-	0.000	0.000	0.000		5.93	-	-			-	-	0.000	0.000	0.000		0.001	-	-							0.028	
3.000					-	-	0.000	0.000	0.000		5.73	-	-			-	-	0.000	0.000	0.000		0.001	-	-							0.030	
3.200					-	-	0.000	0.000	0.000		5.54	-	-			-	-	0.000	0.000	0.000		0.001	-	-							0.032	
3.400					-	-	0.000	0.000	0.000		5.34	-	-			-	-	0.000	0.000	0.000		0.001	-	-							0.034	
3.600					-	-	0.000	0.000	0.000		5.14	-	-			-	-	0.000	0.000	0.000		0.001	-	-							0.036	
3.800					-	-	0.000	0.000	0.000		4.94	-	-			-	-	0.000	0.000	0.000		0.001	-	-							0.038	
4.000					-	-	0.000	0.000	0.000		4.74	-	-			-	-	0.000	0.000	0.000		0.001	-	-							0.040	
4.400					-	-	0.000	0.000	0.000		4.34	-	-			-	-	0.000	0.000	0.000		0.001	-	-							0.044	
4.800					-	-	0.000	0.000	0.000		3.94	-	-			-	-	0.000	0.000	0.000		0.001	-	-							0.048	
5.200					-	-	0.000	0.000	0.000		3.54	-	-			-	-	0.000	0.000	0.000		0.001	-	-							0.052	
5.600					-	-	0.000	0.000	0.000		3.14	-	-			-	-	0.000	0.000	0.000		0.001	-	-							0.056	
6.000					-	-	0.000	0.000	0.000		2.74	-	-			-	-	0.000	0.000	0.000		0.001	-	-							0.060	
6.400	0.000	0.000	0.000		-	-	0.000	0.000	0.000		2.34	-	-			0.000	0.000	0.000		7.40	-	-	0.000	0.000	0.000		0.001	-	-		0.064	
6.800	0.000	0.000	0.000		-	-	0.000	0.000	0.000		1.94	-	-			0.000	0.000	0.000		7.80	-	-	0.000	0.000	0.000		0.002	-	-		0.068	
7.200	0.000	0.000	0.000		-	-	0.000	0.000	0.000		1.55	-	-			0.000	0.000	0.000		8.20	-	-	0.000	0.000	0.000		0.008	-	-		0.072	
7.600	0.000	0.000	0.000		-	-	0.000	0.000	0.000		1.17	-	-			0.000	0.000	0.000		8.60	-	-	0.000	0.000	0.000		0.031	-	-		0.076	
8.000	0.000	0.000	0.000		-	-	0.000	0.000	0.000		0.831	-	-			0.000	0.000	0.000		9.00	-	-	0.000	0.000	0.000		0.088	-	-		0.080	
8.400	0.000	0.000	0.000		-	-	0.000	0.000	0.000		0.546	-	5			0.000	0.000	0.000		9.40	-	-	0.000	0.000	0.000		0.203	-	-		0.084	
8.800	0.000	0.000	0.000		-	280	0.000	0.000	0.000		0.328	-	32			0.000	0.000	0.000		9.80	-	5	0.000	0.000	0.000		0.385	-	-		0.088	
9.200	0.000	0.000	0.000		-	357	0.000	0.000	0.000		0.180	-	56			0.000	0.000	0.000		10.20	-	-	0.000	0.000	0.000		0.637	-	-		0.092	
9.600	0.000	0.000	0.000		-	43	0.000	0.000	0.000		0.090	-	4			0.000	0.000	0.000		10.60	-	-	0.000	0.000	0.000		0.948	-	-		0.096	
10.000	0.000	0.000	0.000		-	104	0.000	0.000	0.000		0.041	-	20			0.000	0.000	0.000		11.00	-	-	0.000	0.000	0.000		1.30	-	-		0.100	
11.000	0.000	0.000	0.000		-	-	0.000	0.000	0.000		0.004	-	-			0.000	0.000	0.000		12.00	-	-	0.000	0.000	0.000		2.27	-	-		0.110	
12.000	0.000	0.000	0.000		-	-	0.000	0.000	0.000		0.003	-	-			0.000	0.000	0.000		13.00	-	-	0.000	0.000	0.000		3.27	-	-		0.120	
13.000	0.000	0.000	0.000		-	-	0.000	0.000	0.000		0.001	-	-			0.000	0.000	0.000		14.00	-	-	0.000	0.000	0.000		4.27	-	-		0.130	
14.000	0.000	0.000	0.000		-	-	0.000	0.000	0.000		0.001	-	-			0.000	0.000	0.000		15.00	-	-	0.000	0.000	0.000		5.27	-	-		0.140	
Totals:					0	784						0	117	0	0						0	5					0	147	0	0		
Number of Trades:					0							0		0							0.00						0		0			

Lending Products	Underlying Title	Multilateral Transactions[1]					Bilateral Transactions[2]		Stock Borrowing through OTC (volume)[3]
		Open Interest[5]	Volume(Offered)	Average Weighted	Transactions volume	Average Weighted	Transactions Volume	Average Weighted	Transactions Volume
ADMIEBOR	ADMIE (IPTO) HOLDING S.A. (CR)	9,000	---	---	---	---	---	---	165,644
AEGNBOR	AEGEAN AIRLINES (CR)	---	---	---	---	---	---	---	35,978
ALPHABOR	ALPHA SERVICES HOLD (CR)	90,000	---	---	213,000	3.31%	---	---	39,309,147
ALMYBOR	ALUMIL (CR)	---	---	---	---	---	---	---	---
TATTBOR	ATTICA BANK S.A. (CR)	14,288	---	---	11	9.60%	---	---	370
EEEBOR	CC HBC AG (CR)	3,971	---	---	---	---	---	---	70,546
CENERBOR	CENERGY HOLDINGS (CB)	---	---	---	---	---	---	---	---
ELLAKTORBOR	ELLAKTOR (CR)	40,561	---	---	---	---	---	---	69,766
EUROBBOR	EUROBANK HOLDINGS (CR)	520,000	---	---	---	---	---	---	54,176,363
EYDAPBOR	EYDAP S.A. (CR)	---	---	---	---	---	---	---	243,864
FFGRPBOR	FOLLI FOLLIE (CR)	---	---	---	---	---	---	---	897,835
FOYRKBOR	FOURLIS (CR)	---	---	---	---	---	---	---	23,250
GEKTERNABOR	GEK TERNA (CR)	22,820	---	---	---	---	---	---	29,232
SARBOR	GR. SARANTIS S.A. (CR)	---	---	---	---	---	---	---	390
EXAEBOR	HELLENIC EXCHANGES-A.S.E. (CR)	13,000	---	---	---	---	---	---	166,993
ELPEBOR	HELLENIC PETROLEUM (CR)	---	---	---	---	---	---	---	136,328
INTRKBOR	INTRACOM HOLDINGS (CR)	471	---	---	---	---	---	---	---
BELABOR	JUMBO SA (CR)	4,202	---	---	---	---	---	---	135,881
LAMDABOR	LAMDA DEVELOPMENT SA (CR)	---	---	---	---	---	---	---	2,491
MIGBOR	MARFIN INVESTMENT GROUP (CR)	---	---	---	---	---	---	---	794,474
MOHBOR	MOTOR OIL (CR)	1,500	---	---	---	---	---	---	301,813
MYTILBOR	MYTILINEOS (CR)	5,500	---	---	---	---	---	---	52,900
ETEBOR	NATIONAL BANK (CR)	---	---	---	5,000	3.39%	---	---	9,736,148
OPAPBOR	OPAP (CR)	8,100	---	---	20,000	3.75%	---	---	1,373,383
HTOBOR	OTE (CR)	3,102	---	---	---	---	---	---	1,425,821
PPABOR	P.P.A. S.A. (CR)	250	---	---	---	---	---	---	12,001
TPEIRBOR	PIRAEUS FINANCIAL HOLD (CR)	---	---	---	---	---	---	---	8,313,100
PLAISBOR	PLAISIO COMPUTERS SA (CR)	---	---	---	---	---	---	---	4,000
PPCBOR	PPC (CR)	4,100	---	---	---	---	---	---	1,652,417
QUALBOR	QUALITY & RELIABILITY SA (CR)	---	---	---	---	---	---	---	---
TENERGYBOR	TERNA ENERGY (CR)	---	---	---	---	---	---	---	30,158

## Stock Lending Notes

[1] - Multilateral contracts Lending or Borrowing as per Methods 8-1, 8-2 and 8-3-3 (According to ATHEX BoD Resolution No.17)

[2] - Bilateral Contracts Lending or Borrowing as per Methods 8-3-1 and 8-3-2 (According to ATHEX BoD Resolution No.20 )

[3] - The information concerning OTC Stock Borrowing Transactions is based on the statements of the Dematerialised Securities System (DSS) operators involved and refers to volumes that have been registered up until the previous working day.

[4] - Average Price (Volume weighted)

[5] - The Data concerning Open Interest before the start of trading session

Lending Products	Underlying Title	Multilateral Transactions[1]					Bilateral Transactions[2]		Stock Borrowing through OTC (volume)[3]
		Open Interest[5]	Volume(Offered)	Average Weighted	Transactions volume	Average Weighted	Transactions Volume	Average Weighted	Transactions Volume
TITCBOR	TITAN CEMENT (CB)	3,000	---	---	---	---	---	---	231,263
VIOBOR	VIOHALCO SA/IV (CB)	---	---	---	---	---	---	---	---

## Stock Lending Notes

[1] - Multilateral contracts Lending or Borrowing as per Methods 8-1, 8-2 and 8-3-3 (According to ATHEX BoD Resolution No.17)

[2] - Bilateral Contracts Lending or Borrowing as per Methods 8-3-1 and 8-3-2 (According to ATHEX BoD Resolution No.20 )

[3] - The information concerning OTC Stock Borrowing Transactions is based on the statements of the Dematerialised Securities System (DSS) operators involved and refers to volumes that have been registered up until the previous working day.

[4] - Average Price (Volume weighted)

[5] - The Data concerning Open Interest before the start of trading session

## Sectors codification for listed companies

12003-	ETF	10101010	Computer Services
10101015	Software	10102030	Computer Hardware
15101010	Telecommunications Equipment	15102015	Telecommunications Services
20101010	Health Care Facilities	20101025	Health Care Services
20102010	Medical Equipment	20103015	Pharmaceuticals
30101010	Banks	30202000	Diversified Financial Services
30202010	Asset Managers & Custodians	30202015	Investment Services
30302010	Full Line Insurance	30302015	Insurance Brokers
30302025	Property and Casualty Insurance	35101010	Real Estate Holding and Development
35101015	Real Estate Services	35102000	Diversified REITs
35102030	Office REITs	40201040	Rental & Leasing Services: Consumer
40202010	Home Construction	40202015	Household Furnishings
40202020	Household Appliance	40203040	Electronic Entertainment
40203045	Toys	40204020	Clothing & Accessories
40301010	Entertainment	40301030	Publishing
40301035	Radio & TV Broadcasters	40401010	Diversified Retailers
40401020	Apparel Retailers	40401025	Home Improvement Retailers
40401030	Specialty Retailers	40501010	Airlines
40501015	Travel & Tourism	40501020	Casinos & Gambling
40501025	Hotels & Motels	45101015	Distillers & Vintners
45101020	Soft Drinks	45102010	Farming Fishing Ranching & Plantations
45102020	Food Products	45103010	Tobacco
45201010	Food Retailers & Wholesalers	45201020	Personal Products
50101010	Construction	50101030	Cement
50101035	Building Materials: Other	50202010	Electrical Components
50203000	Diversified Industrials	50203015	Plastics
50203030	Containers & Packaging	50204000	Machinery: Industrial
50204020	Machinery: Construction & Handling	50205010	Industrial Suppliers
50205020	Back Office Support HR & Consulting	50205030	Forms & Bulk Printing Services
50206015	Commercial Vehicles & Parts	50206030	Marine Transportation
50206060	Transportation Services	55101000	Diversified Materials
55101020	Textile Products	55102000	General Mining
55102010	Iron & Steel	55102015	Metal Fabricating
55102035	Aluminum	60101000	Integrated Oil & Gas
60101020	Oil Refining and Marketing	65101010	Alternative Electricity
65101015	Conventional Electricity	65102030	Water



**ATHEX**  
Athens Stock Exchange

Λεωφ. Αθηνών 110 104 42 Αθήνα  
110, Athinon Ave. GR 104 42 Athens  
tel. (+30)210-33.66.800, fax (+30)210-33.66.101  
[www.athexgroup.gr](http://www.athexgroup.gr)