

21

Ημερήσιο Δελτίο
Συναλλακτικής Δραστηριότητας

Daily Official List
of Trading Activity

Thursday, 27 May, 2021

Year: 142 Trading Day No: 96



ATHEXGROUP
Athens Exchange Group

Disclaimer:

Hellenic Exchanges-Athens Stock Exchange S.A endeavours to ensure that the data and other material ("Information") presented on the Daily Official List are accurate and complete, but it is not liable for any errors or omissions of data or /and for the accuracy, credibility, updating and completeness of the aforesaid information nor it has any liability arising directly or indirectly from the use of the above Information.

The Company is not liable for the accuracy of the data included in listed companies' announcements. Only the sender of such an announcement is fully and solely liable for any infringement of third party's rights from the content of such announcement. All contents of the Daily Official List are provided only for information purposes and do not constitute investment advice or solicitation to invest in securities or other products listed for trading on the Exchange.

You acknowledge and agree that the Company is the owner of any property rights related to any Information appearing on the Daily Official List including intellectual property rights copyright, trademarks, etc.

The above data are a property of the Hellenic Exchanges-Athens Exchange and are copyright protected. Users are forbidden to reproduce, modify, copy, sale, transmit or redistribute, by all reproduction means and methods, part or the whole of the above data, without reference to their source.

The commercial exploitation of these data is, also, forbidden by third parties. Hellenic Exchanges-Athens Exchange does not carry any responsibility, direct or indirect, derived from usage or accidental alteration of the above data when used by third parties.

Hellenic Exchanges – Athens Stock Exchange S.A.

110 Athinon Ave., 10442 Athens, Tel: (210) 33.66.800, Fax: (210) 32.13.938

www.athexgroup.gr

Thessalonica Stock Exchange Center (T.S.E.C)

16-18 Katouni Str., Thessalonica 546 25 Tel: (2310) 567.667, Fax: (2310) 530.545

Athex Members Guarantee Fund

14-16 Fidiou Str., Athens 106 78, Tel: (210) 33.04.682, Fax: (210) 33.04.155

Hellenic Republic Capital Market Commission

1 Kolokotroni Str. & 1 Stadiou Str., Athens 10562 Tel: (210) 33.77.100 Fax: (210) 33.77.173

Table of Contents

Section 1: Statistical Figures of Securities, Derivatives and Lending

Summary of Markets

Athex Indices

Analytic Figures for Athex Market's Boards and Categories

Trading Details by Athex Sectors and Financial Instruments (ETFs)

Top 10 best & worst performing Shares

Derivatives Summary

Section 2: Analytic Figures of Shares Transactions

Analytic Figures of Shares Transactions

Shares' Notes

Section 3: Figures of Securities Transactions

Securities Blocks Details

Shares Rights Details

Stock Borrowing

Forced Sales Details

Forced Sales Registered Shares

Exchange Traded Funds (ETFs) Characteristics

Section 5: Bonds traded in Fixed Income Assets Market

Convertible Corporate Bonds - Regulated Market

Non Convertible Corporate Bonds - Regulated Market

Government Bonds

Treasury Bills & Zero Coupon Government Bonds

Government Bonds Traded with the Open Outcry Method

State Banks Bonds

Section 6: Additional Infos

Athex & ATHEXClear Members List

List of Stocks under Market Making operations

Section 7: Derivatives Market Analytic Figures

Index Futures

Stock Futures

Index Options

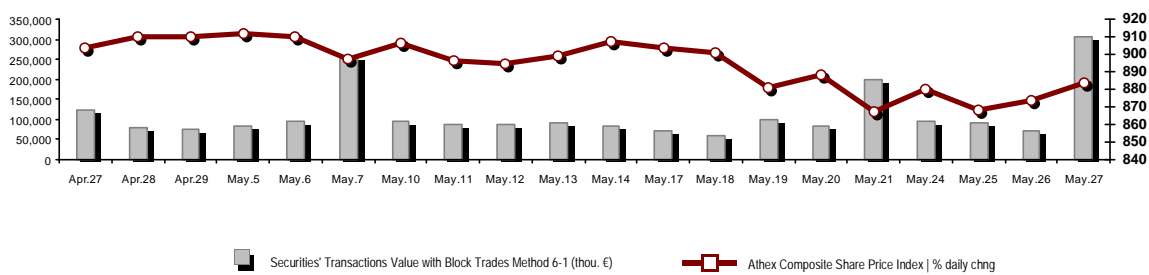
Stock Options

Stock Lending Analytic Figures

Appendix A: Sectors codification for listed companies

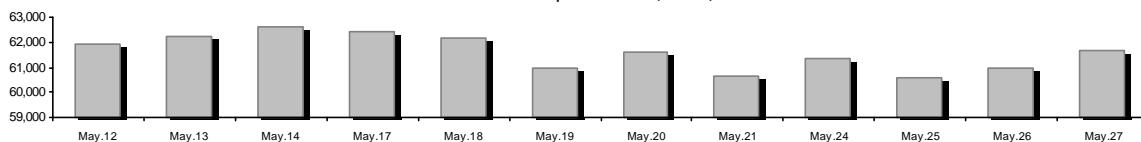
Summary of Markets

Athex Composite Share Price Index vs Shares and Derivatives Transactions Value

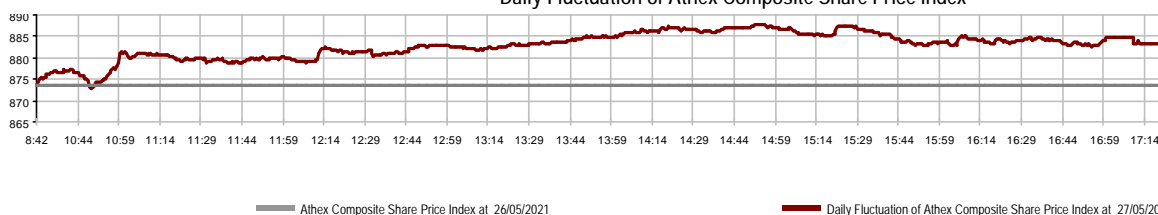


Athex Capitalisation (mill. €) **:	61,642.70		Derivatives Total Open Interest	804,103
Daily change: mill. € %	702.83	1.15%	in Index Futures % daily chng	5,777 1.32%
Yearly Avg Capitalisation: mill. € % chng prev year Avg	56,088.93	18.35%	in Stock Futures % daily chng	796,532 2.67%
Athex Composite Share Price Index % daily chng	883.39	1.12%	in Index Options % daily chng	1,048 0.38%
Athex Composite Share Price Index Capitalisation (mill. €)	55,470.70		in Stock Options % daily chng	746 1.36%
Daily change (mill. €)	690.45			
Securities' Transactions Value with Block Trades Method 6-1 (t)	308,210.83		Derivatives Contracts Volume:	64,226
Daily change: %	236,399.23	329.19%	Daily change: pieces %	-63,011 -49.52%
YTD Avg Trans. Value: thou. € % chng prev year Avg	83,585.04	30.52%	YTD Avg Derivatives Contracts % chng prev year Avg	67,895 69.48%
Blocks Transactions Value of Method 6-1 (thou. €)	20,155.56		Derivatives Trades Number:	2,809
Blocks Transactions Value of Method 6-2 & 6-3 (thou. €)	0.00		Daily change: number %	641 29.57%
Bonds Transactions Value (thou.€)	1,580.54		YTD Avg Trades number % chng prev year Avg	2,918 9.95%
Securities' Transactions Volume with Block Trades Method 6-1 (tho)	264,518.76		Lending Total Open Interest	862,251
Daily change: thou. pieces %	221,644.72	516.97%	Daily change: pieces %	4,693 0.55%
YTD Avg Volume: % chng prev year Avg	44,544.34	8.41%	Lending Volume (Multilateral/Bilateral)	94,043
Blocks Transactions Volume of Method 6-1 (thou. Pieces)	20,812.71		Daily change: pieces %	88,540
Blocks Transactions Volume of Method 6-2 & 6-3 (thou. Pieces)	0.00		Multilateral Lending	30,303
Bonds Transactions Volume	1,560,000		Bilateral Lending	63,740
Securities' Trades Number with Block Trades Method 6-1	52,671		Lending Trades Number:	28
Daily change: number %	18,574	54.47%	Daily change: %	24
YTD Avg Trades number % chng prev year Avg	37,256	14.16%	Multilateral Lending Trades Number	24
Number of Blocks Method 6-1	7		Bilateral Lending Trades Number	4
Number of Blocks Method 6-2 & 6-3	0			
Number of Bonds Transactions	120			

Athex Capitalisation (mill. €) **



Daily Fluctuation of Athex Composite Share Price Index



Athex Indices

Index name	27/05/2021	26/05/2021	pts.	%	Min	Max	Year min	Year max	Year change
Athex Composite Share Price Index	883.39 #	873.61	9.78	1.12%	873.00	887.91	726.02	919.21	9.20% #
FTSE/Athex Large Cap	2,138.50 #	2,108.26	30.24	1.43%	2,108.26	2,146.78	1,718.82	2,234.40	10.54% #
FTSE/Athex Mid Cap Index	1,379.36 #	1,370.58	8.78	0.64%	1,368.69	1,381.71	1,026.21	1,392.99	24.56% #
FTSE/ATHEX-CSE Banking Index	407.72 #	405.73	1.99	0.49%	403.45	417.54	306.88	483.96	3.80% #
FTSE/ATHEX High Dividend Yield Index	3,036.37 #	2,983.11	53.26	1.79%	2,983.11	3,036.39	2,542.41	3,092.52	12.29% #
FTSE/ATHEX Global Traders Index Plus	2,451.84 #	2,403.91	47.93	1.99%	2,403.22	2,458.97	1,943.84	2,510.06	16.68% #
FTSE/ATHEX Mid & Small Cap Factor-Weighted Ind	3,554.38 #	3,553.15	1.23	0.03%	3,550.65	3,622.52	2,996.13	3,630.33	13.77% #
ATHEX Select Index Plus	3,438.02 #	3,401.38	36.64	1.08%	3,389.57	3,450.97	2,805.20	3,525.40	11.60% #
ATHEX Select Index	3,693.54 #	3,689.85	3.69	0.10%	3,667.42	3,704.64	2,785.00	3,782.09	21.99% #
FTSE/Athex Market Index	527.40 #	520.02	7.38	1.42%	520.02	529.16	424.25	543.63	11.36% #
FTSE Med Index	5,096.51 #	5,073.16	23.35	0.46%			4,489.55	5,096.51	12.37% #
Athex Composite Index Total Return Index	1,487.30 #	1,470.83	16.47	1.12%	1,469.81	1,494.92	1,220.96	1,546.36	9.32% #
FTSE/Athex Large Cap Total Return	3,284.15 #	3,237.15	47.00	1.45%			2,707.58	3,400.84	10.60% #
FTSE/Athex Mid Cap Total Return	1,754.33 #	1,743.16	11.17	0.64%			1,313.08	1,758.95	26.21% #
FTSE/ATHEX-CSE Banking Total Return Index	357.10 #	355.36	1.74	0.49%			283.07	421.45	3.78% #
Hellenic Mid & Small Cap Index	1,388.83 #	1,373.57	15.26	1.11%	1,371.39	1,388.83	1,110.37	1,418.18	15.50% #
FTSE/Athex Banks	538.70 #	536.06	2.64	0.49%	533.06	551.68	405.46	639.42	3.80% #
FTSE/Athex Insurance	1,993.13 €	2,032.99	-39.86	-1.96%	1,989.14	2,040.96	1,909.42	2,192.44	4.38% #
FTSE/Athex Financial Services	803.65 €	808.30	-4.65	-0.58%	803.65	820.86	679.98	843.74	5.20% #
FTSE/Athex Industrial Goods & Services	3,756.73 #	3,664.47	92.26	2.52%	3,664.47	3,756.75	2,762.19	3,829.10	28.09% #
FTSE/Athex Retail	53.24 €	53.67	-0.43	-0.80%	52.95	53.90	46.54	58.49	7.40% #
FTSE/ATHEX Real Estate	4,983.02 #	4,896.49	86.53	1.77%	4,880.91	4,983.02	4,187.35	5,277.93	3.27% #
FTSE/Athex Consumer Goods & Services	8,360.69 #	8,123.98	236.71	2.91%	8,120.14	8,406.63	6,939.31	9,231.17	7.44% #
FTSE/Athex Food & Beverage	11,177.10 #	10,966.72	210.38	1.92%	10,966.72	11,194.87	9,045.03	11,194.87	13.07% #
FTSE/Athex Basic Resources	7,779.68 #	7,676.36	103.32	1.35%	7,596.21	7,796.90	5,233.31	8,597.84	26.42% #
FTSE/Athex Construction & Materials	3,287.34 €	3,299.99	-12.65	-0.38%	3,269.26	3,305.20	2,565.75	3,403.47	19.06% #
FTSE/Athex Energy	3,386.92 #	3,363.57	23.35	0.69%	3,363.57	3,423.60	2,835.10	3,547.95	14.24% #
FTSE/Athex Travel & Leisure	2,055.99 #	1,950.33	105.66	5.42%	1,945.16	2,055.99	1,540.34	2,055.99	18.67% #
FTSE/Athex Technology	1,390.53 #	1,347.03	43.50	3.23%	1,347.03	1,411.29	1,043.00	1,411.29	27.30% #
FTSE/Athex Telecommunications	4,040.24 €	4,057.28	-17.04	-0.42%	4,003.97	4,112.89	3,294.37	4,167.74	10.86% #
FTSE/Athex Utilities	5,059.65 #	5,045.38	14.27	0.28%	5,041.08	5,123.96	4,264.97	5,372.86	9.93% #
FTSE/Athex Health Care	496.84 ~	496.84	0.00	0.00%	496.84	496.84	396.54	527.17	12.11% #
Athex All Share Index	216.84 #	214.37	2.48	1.16%	216.84	216.84	175.88	220.19	15.62% #
Hellenic Corporate Bond Index	126.26 #	126.11	0.15	0.12%			122.29	126.26	3.44% #
Hellenic Corporate Bond Price Index	95.89 #	95.78	0.10	0.11%			93.98	95.89	2.17% #

Note 1: FTSE/Med 100, Hellenic Corporate Bond Price Index and Hellenic Corporate Bond Index closing prices refer to the previous trading day of 25/05/2021.

Note 2: The Hellenic Mid & Small Cap Index is a Customized index calculated by the Athens Exchange.

Analytic Figures for Athex Market's Boards and Categories

	Total Traded Securities	Main Market	Surveillance	Exchange Traded Funds (ETFs)
Totals	123	110	12	1
Gain / Lose / Same:	60 / 42 / 21	56 / 39 / 15	3 / 3 / 6	1 / 0 / 0
Athex Capitalisation (mill. €) **	61,642.70	61,470.62	172.08	
Daily Average Trans/ons Value(thou.€)	83,585.04	83,464.73	181.47	20.94
Transactions Value	308,210.83	308,164.18	46.63	0.02
Main Board:	288,055.28	288,008.63	46.63	0.02
Blocks Board 6_2_3:	20,155.56	20,155.56	0.00	0.00
Forced Sales Board:	0.00	0.00	0.00	0.00
Special Terms Board:	0.00	0.00	0.00	0.00
Daily Average Transactions Volume	44,544,337	43,324,757	1,262,637	1,045
Transactions Volume	264,518,761	264,199,425	319,335	1
Main Board:	243,706,049	243,386,713	319,335	1
Blocks Board 6_2_3:	20,812,712	20,812,712	0	0
Forced Sales Board:	0	0	0	0
Special Terms Board:	0	0	0	0
Daily Average Number of Trades	37,256	37,010	244	3
Number of Trades	52,671	52,535	135	1
Main Board:	52,664	52,528	135	1
Blocks Board 6_2_3:	7	7	0	0
Forced Sales Board:	0	0	0	0
Special Terms Board:	0	0	0	0

Trading Details by Athex Sectors and Financial Instruments (ETFs)

Code	Sectors	Gain / Lose / Same	Number of Trades	Transactions Volume	Transactions Value	% of Total Trans. Value
3010	- Banks	3 / 2 / 1	31,777	248,436,513	212,067,291.86	68.83%
5510	- Basic Resources	8 / 4 / 2	1,009	489,195	1,148,111.90	0.37%
5010	- Construction & Materials	3 / 7 / 1	2,633	4,697,698	10,560,523.24	3.43%
4020	- Consumer Products & Services	5 / 0 / 2	2,018	1,143,448	16,397,699.75	5.32%
6010	- Energy	2 / 1 / 1	649	210,742	2,112,570.73	0.69%
12000	- Financial Instruments	1 / 0 / 0	1	1	21.62	0.00%
3020	- Financial Services	1 / 2 / 1	556	2,914,672	296,646.90	0.10%
4510	- Food Beverage & Tobacco	3 / 1 / 3	115	14,434	304,199.11	0.10%
2010	- Health Care	1 / 1 / 1	28	22,999	29,358.29	0.01%
5020	- Industrial Goods & Service	10 / 6 / 3	2,547	862,217	6,143,068.96	1.99%
3030	- Insurance	1 / 1 / 0	85	19,656	97,802.94	0.03%
4030	- Media	0 / 1 / 0	20	25,600	8,687.10	0.00%
4520	- Personal Care, Drug & Grocery Stores	1 / 1 / 1	219	66,952	574,010.39	0.19%
3510	- Real Estate	5 / 2 / 2	983	414,281	2,734,302.74	0.89%
4040	- Retail	4 / 3 / 0	391	103,839	416,336.63	0.14%
1010	- Technology	6 / 3 / 1	696	146,748	788,762.27	0.26%
1510	- Telecommunications	0 / 3 / 0	3,047	1,538,218	20,622,855.43	6.69%
4050	- Travel & Leisure	3 / 2 / 2	2,109	2,087,873	24,435,653.19	7.93%
6510	- Utilities	3 / 2 / 0	3,400	1,116,694	9,363,278.91	3.04%

Top 10 best & worst performing Shares

Main Market

With positive Price change	Closing price	change	With negative Price change	Closing price	change
AEGEAN AIRLINES (CR)	5.8	8.41% #	ATTICA BANK S.A. (CR)	0.1684	-6.44% Ⓔ
PAIRIS SA (CR)	1.06	8.38% #	LOGISMOS S.A. (CR)	1.16	-4.13% Ⓔ
QUEST HOLDINGS (CR)	13.84	5.49% #	CENERGY HOLDINGS (CB)	2.6	-2.99% Ⓔ
OPAP (CR)	12.95	5.20% #	SPACE HELLAS SA (CR)	7.48	-2.60% Ⓔ
ELLAKTOR (CR)	1.396	4.73% #	EUROBANK HOLDINGS (CR)	0.771	-2.40% Ⓔ
MYTILINEOS (CR)	15.39	3.29% #	AVAX S.A. (CR)	1.228	-2.38% Ⓔ
JUMBO SA (CR)	15.15	3.06% #	EUROPEAN RELIANCE INSUR. (CR)	5	-1.96% Ⓔ
IDEAL GROUP SA (CR)	3.73	3.04% #	ATTICA HOLDINGS (CR)	1.005	-1.95% Ⓔ
ALPHA SERVICES HOLD (CR)	1.0685	2.79% #	INFORM P. LYKOS (CR)	1.525	-1.61% Ⓔ
MOUZAKIS (CR)	0.6	2.74% #	THESSALONIKA WATER & SEWERAGE	4.91	-1.60% Ⓔ
With the highest Transactions Value	Value (thou. €)	change	With the highest Transactions Volume	Volume	change
EUROBANK HOLDINGS (CR)	159,649.45	-2.40% Ⓔ	EUROBANK HOLDINGS (CR)	206,103,922	-2.40% Ⓔ
ALPHA SERVICES HOLD (CR)	31,293.44	2.79% #	ALPHA SERVICES HOLD (CR)	29,162,253	2.79% #
OPAP (CR)	23,932.91	5.20% #	PIRAEUS FINANCIAL HOLD (CR)	8,463,871	0.20% #
OTE (CR)	20,387.99	-0.41% Ⓔ	ELLAKTOR (CR)	3,696,074	4.73% #
JUMBO SA (CR)	16,111.93	3.06% #	NATIONAL BANK (CR)	3,363,836	2.62% #
PIRAEUS FINANCIAL HOLD (CR)	12,606.38	0.20% #	MARFIN INVESTMENT GROUP (CR)	2,861,604	-0.41% Ⓔ
NATIONAL BANK (CR)	8,186.49	2.62% #	OPAP (CR)	1,856,000	5.20% #
ELLAKTOR (CR)	5,495.40	4.73% #	OTE (CR)	1,403,700	-0.41% Ⓔ
PPC (CR)	5,062.09	-0.33% Ⓔ	ATTICA BANK S.A. (CR)	1,335,737	-6.44% Ⓔ
MYTILINEOS (CR)	4,924.08	3.29% #	JUMBO SA (CR)	1,064,873	3.06% #

Note: Stocks that are not included in the "Under Supervision" category, and the transactions value is more than 10,000 €.

Derivatives Summary

	Number of Trades	Volume	Open Interest
Index Futures	412	1,242	5,777
FTSE/Athex Large Cap	412	1,242	5,777
Stock Futures	2,374	62,818	796,532
ADMIE (IPTO) HOLDING S.A. (CR)	26	137	8,101
ALPHA SERVICES HOLD (CR)	479	14,044	52,514
ATTICA BANK S.A. (CR)	0	0	465
CC HBC AG (CR)	8	36	90
CENERGY HOLDINGS (CB)	19	59	8,557
ELLAKTOR (CR)	54	323	6,132
EUROBANK HOLDINGS (CR)	485	21,296	63,093
EYDAP S.A. (CR)	29	183	2,009
FOURLIS (CR)	14	21	1,027
GEK TERNA (CR)	84	367	8,916
HELLENIC EXCHANGES-A.S.E. (CR)	5	8	2,938
HELLENIC PETROLEUM (CR)	10	28	2,493
INTRACOM HOLDINGS (CR)	17	47	3,724
JUMBO SA (CR)	62	159	1,568
LAMDA DEVELOPMENT SA (CR)	70	340	4,906
MARFIN INVESTMENT GROUP (CR)	14	1,112	41,928
MOTOR OIL (CR)	16	65	3,110
MYTILINEOS (CR)	85	358	5,961
NATIONAL BANK (CR)	365	6,554	41,382
OPAP (CR)	95	312	1,484
OTE (CR)	66	463	4,190
P.P.A. S.A. (CR)	4	6	283
PIRAEUS FINANCIAL HOLD (CR)	148	15,641	504,467
PPC (CR)	172	1,079	16,837
TERNA ENERGY (CR)	15	85	2,670
TITAN CEMENT (CB)	5	22	796
VIOHALCO SA/NV (CB)	27	73	6,891
Index Options	14	103	1,048
FTSE/Athex Large Cap	14	103	1,048
Stock Options	9	63	746
ALPHA SERVICES HOLD (CR)	0	0	10
NATIONAL BANK (CR)	0	0	305
OPAP (CR)	2	10	65
OTE (CR)	0	0	67
PIRAEUS FINANCIAL HOLD (CR)	0	0	0
PPC (CR)	7	53	299
Total Derivatives Traded	2,809	64,226	804,103

Number of Outstanding Securities	Nominal Value	Dividends [1]			Date of Last Dividend [2]	Last Coupon Right	Note	Shares	Closing price	% change	Previous closing price/date	Open price	Price min	Price max	Last price	Avg price	Last Bid [7]	Last Ask [7]	P/E after tax	Year	Volume	Trades	Transactions Value[8]	Company Mkt Value (thou. €)	Year low	Year high	Sector[4]	
		2018	2019	2020																								
1,545,981,097	0.300	---	---	---	07/04/2008	18/04/2017	---	ALPHA SERVICES HOLD (CR)	1.0685	2.79 P	1.0395	26/05/2021	1.0395	1.026	1.107	1.0685	1.073	2500@1.07	6500@1.07	---	---	29,162,253	9,322	31,293,442.07	1,651,880.80	0.687	1.384	30101010
461,254,013	0.300	---	---	---	04/06/2008	30/04/2018	---	ATTICA BANK S.A. (CR)	0.1684	-6.44 E	0.18	26/05/2021	0.18	0.16	0.18	0.1684	0.17	1600@0.165	7381@0.169	---	---	1,335,737	419	227,138.62	77,675.18	0.1006	0.286	30101010
190,162,681	---	---	---	---	---	07/12/2016	---	CENERGY HOLDINGS (CB)	2.6	-2.99 E	2.68	26/05/2021	2.68	2.595	2.68	2.6	2.627	2210@2.60	150@2.64	---	---	209,223	491	549,547.26	494,422.97	1.484	2.91	50202010
370,512,597	6.70	(0.5696)	(0.6196)	---	02/07/2020	29/04/2013	---	CC HBC AG (CR)	29.86	1.91 P	29.3	26/05/2021	29.5	29.39	29.91	29.86	29.677	352@29.72	500@29.89	---	---	6,581	45	195,301.561	1,063,506.15	24.15	29.91	45101020
3,709,161,852	0.220	---	---	---	02/05/2008	20/05/2019	---	EUROBANK HOLDINGS (CR)	0.771	-2.40 E	0.79	26/05/2021	0.79	0.771	0.805	0.771	0.77559223@0.771	504911@0.771	---	---	206,103,922	13,653	159,649,450.52	2,859,763.79	0.5064	0.86	30101010	
52,092,001	1.00	---	---	---	21/06/2010	23/07/2019	---	FOURLIS (CR)	4.2	-1.18 E	4.25	26/05/2021	4.25	4.175	4.275	4.2	4.233	319@4.20	12@4.23	---	---	87,497	288	370,350.27	218,786.40	3.705	4.785	40401010
76,000,000	1.00	---	---	---	03/07/2007	17/09/2018	---	INTRACOM HOLDINGS (CR)	1.41	-0.28 E	1.414	26/05/2021	1.4	1.4	1.444	1.41	1.418	908@1.41	1100@1.42	---	---	127,343	221	180,616.76	107,160.00	0.734	1.57	15101010
136,059,759	0.880	0.39	0.442	---	03/12/2020	05/03/2014	---	JUMBO SA (CR)	15.15	3.06 P	14.7	26/05/2021	14.7	14.7	15.25	15.15	15.13	7299@15.15	1599@15.17	---	---	1,064,873	1,680	16,111,934.43	2,061,305.35	12.64	16.92	40203045
176,736,715	0.300	---	---	---	30/05/2007	27/11/2019	---	LAMDA DEVELOPMENT SA (CR)	7.35	1.94 P	7.21	26/05/2021	7.205	7.18	7.35	7.35	7.29	605@7.30	31822@7.35	---	---	361,757	839	2,637,141.87	1,299,014.86	6.1	7.83	35101010
939,510,748	0.300	---	---	---	26/04/2007	29/08/2014	---	MARFIN INVESTMENT GROUP (CR)	0.0244	-0.41 E	0.0245	26/05/2021	0.0242	0.0242	0.0252	0.0244	0.025185000@0.024	30000@0.025	---	---	2,861,604	312	70,760.29	22,924.06	0.0239	0.043	30202000	
82,447,868	---	---	---	---	---	23/07/2019	---	TITAN CEMENT (CB)	17.24	-1.49 E	17.5	26/05/2021	17.52	17.22	17.52	17.24	17.294	295@17.24	100@17.30	---	---	43,682	281	755,451.74	1,421,401.24	13.74	18.04	50101030
259,189,761	---	0.01	---	---	07/09/2020	26/02/2016	---	VIOHALCO SA/INV (CB)	4.72	1.40 P	4.655	26/05/2021	4.655	4.6	4.73	4.72	4.661	1100@4.68	151@4.72	---	---	84,389	238	393,303.96	1,223,375.67	3.18	5.26	55102015
144,321,516	0.300	---	---	---	01/07/2011	22/01/2020	---	AVAX S.A. (CR)	1.228	-2.38 E	1.258	26/05/2021	1.276	1.21	1.276	1.228	1.234	950@1.22	980@1.23	---	---	290,581	329	358,461.58	177,226.82	0.55	1.28	50101010
232,000,000	2.12	0.0601	0.0889	0.0889	24/08/2020	19/06/2017	---	ADMIE (IPTO) HOLDING S.A. (CR)	2.645	0.57 P	2.63	26/05/2021	2.615	2.615	2.69	2.645	2.651	15531@2.64	8@2.67	14.22	2020	218,296	417	578,727.45	613,640.00	2.35	2.89	65101015
90,167,100	0.650	0.6	---	---	03/06/2019	24/05/2021	---	AEGEAN AIRLINES (CR)	5.8	8.41 P	5.35	26/05/2021	5.21	5.2	5.8	5.8	5.478	17951@5.56	3996@5.80	---	---	83,367	328	456,707.78	522,969.18	3.4715	5.8	40501010
103,423,291	0.570	---	---	---	01/08/2011	19/04/2016	---	GEK TERNA (CR)	9.47	-0.32 E	9.5	26/05/2021	9.35	9.35	9.57	9.47	9.453	5100@9.45	4522@9.46	---	---	388,298	916	3,670,569.11	979,418.57	6.85	10.64	50101010
232,000,000	2.48	---	---	---	20/07/2015	12/12/2001	---	PPC (CR)	9.03	-0.33 E	9.06	26/05/2021	9.14	9.03	9.275	9.03	9.131	28047@9.03	1000@9.12	---	---	554,400	1,616	5,062,090.26	2,094,960.00	6.36	9.915	65101015
914,715,153	3.00	---	---	---	16/05/2008	29/08/2018	---	NATIONAL BANK (CR)	2.432	2.62 P	2.37	26/05/2021	2.355	2.346	2.47	2.432	2.434	8000@2.43	1927@2.43	---	---	3,363,836	3,379	8,186,491.08	2,224,587.25	1.727	2.768	30101010
214,272,003	1.03	---	---	---	05/07/2011	22/07/2019	---	ELLAKTOR (CR)	1.396	4.73 P	1.333	26/05/2021	1.339	1.31	1.396	1.396	1.487	3000@1.38	6953@1.40	---	---	3,696,074	669	5,495,399.23	299,123.72	1.175	1.77	50101010
60,348,000	0.490	0.05	0.07	---	04/06/2020	05/08/2020	---	HELLENIC EXCHANGES-A.S.E. (CR)	4.165	-0.60 E	4.19	26/05/2021	4.235	4.165	4.255	4.165	4.187	3003@4.16	970@4.20	---	---	52,688	223	220,623.81	251,349.42	3.405	4.35	30202015
305,635,185	2.18	0.75	0.5	---	29/06/2020	01/10/2003	---	HELLENIC PETROLEUM (CR)	6.12	0.16 P	6.11	26/05/2021	6.08	6.07	6.23	6.12	6.149	719@6.12	758@6.23	---	---	50,882	184	312,857.10	1,870,487.33	5.23	6.52	60101000
106,500,000	0.600	0.27	0.38	---	30/06/2020	28/01/2000	---	EYDAP S.A. (CR)	8.62	0.70 P	8.56	26/05/2021	8.64	8.47	8.67	8.62	8.576	250@8.60	150@8.63	---	---	98,797	401	847,268.45	918,030.00	6.44	9.2	65102030
110,782,980	0.750	1.3	1.1507	---	24/06/2020	04/11/2013	---	MOTOR OIL (CR)	13.48	0.97 P	13.35	26/05/2021	13.59	13.37	13.59	13.48	13.488	663@13.48	754@13.56	---	---	129,915	396	1,752,274.57	1,493,354.57	11.2	14.09	60101020
142,891,161	0.970	0.36	0.3617	---	24/06/2020	07/07/2017	---	MYTILINEOS (CR)	15.39	3.29 P	14.9	26/05/2021	14.9	14.9	15.39	15.39	15.321	50@15.36	14@15.39	---	---	321,388	1,279	4,924,084.95	2,199,094.97	11.2	15.85	50203000
53,154,140	0.120	---	---	---	15/07/2008	24/11/2020	---	NIKAS SA (CR)	1.4	---	1.4	26/05/2021	---	---	---	---	---	100@1.16	1009@1.50	---	---	---	---	---	74,415.80	0.925	1.4	45102020
25,000,000	2.00	0.424	0.5388	---	27/07/2020	08/08/2003	---	P.P.A. S.A. (CR)	20.5	0.49 P	20.4	26/05/2021	20.4	20.3	20.65	20.5	20.486	5@20.45	4213@20.50	19.40	2020	2,015	53	41,280.25	512,500.00	18.18	22.5	50206060
341,426,387	0.300	0.7	0.3	---	21/07/2020	25/04/2001	---	OPAP (CR)	12.95	5.20 P	12.31	26/05/2021	12.3	12.3	12.95	12.95	12.895	12383@12.90	9845@12.96	---	---	1,856,000	1,660	23,932,905.23	4,421,471.71	9.805	12.95	40501020
460,208,620	2.83	0.5245	0.5554	---	09/07/2020	18/06/1998	---	OTE (CR)	14.495	-0.41 E	14.555	26/05/2021	14.65	14.345	14.76	14.495	14.524	4247@14.50	3248@14.59	---	---	1,403,700	2,755	20,387,988.09	6,670,723.95	11.9	14.95	15102015
1,250,367,223	1.00	---	---	---	16/05/2008	14/04/2021	---	PIRAEUS FINANCIAL HOLD (CR)	1.49	0.20 P	1.487	26/05/2021	1.467	1.454	1.51	1.49	1.489	10050@1.49	1186889@1.49	---	---	8,463,871	4,868	12,606,381.75	1,863,047.16	1.451	22.0275	30101010
43,741,452	0.660	0.0444	0.0576	0.16	26/05/2021	01/11/1999	---	THRACE PLASTICS SA (CR)	5.79	0.70 P	5.75	26/05/2021	5.78	5.59	5.79	5.79	5.678	200@5.74	60@5.80	---	---	77,510	327	440,126.12	253,263.01	3.5	6.14	50203015
69,877,484	0.780	0.1489	0.167	0.2239	25/05/2021	13/06/2018	---	GR. SARANTIS S.A. (CR)	9	0.33 P	8.97	26/05/2021	8.75	8.75	9.07	9	8.959	1280@8.96	12533@9.00	---	---	63,221	191	566,389.72	628,897.36	8.5	9.43	45201020
115,855,090	0.300	---	0.3445	---	21/12/2020	05/03/2020	---	TERNA ENERGY (CR)	11.94	1.19 P	11.8	26/05/2021	11.72	11.66	12.04	11.94	11.943	267@11.92	50@11.98	---	---	237,556	926	2,837,222.76	1,383,309.77	11.6	14.8	65101010

Main Market - Medium Liquidity Class

13,126,020	0.660	---	---	---	08/07/2010	04/09/2020	---	AS COMPANY SA (CR)	2.26	-0.44 E	2.27	26/05/2021	2.3	2.25	2.31	2.26	2.272	1510@2.25	200@2.28	---	---	7,491	50	17,018.94	29,664.81	2	2.49	40401030
48,855,000	0.080	(0.375)	0.23	0.23	07/04/2021	25/06/2019	---	AUTOHELLAS SA (CR)	7.23	1.98 P	7.09	26/05/2021	7.05	7.05	7.24	7.23	7.161	1412@7.20	781@7.24	---	---	37,034	264	265,204.03	353,221.65	5.2	7.39	40201040
141,417,987	0.040	---	---	---	01/07/2008	21/02/2020	---	AVE (CR)	0.332	-3.49 E	0.344	26/05/2021	0.338	0.332	0.344	0.3												

Number of Outstanding Securities	Nominal Value	Dividends [1]			Date of Last Coupon		Note	Shares	Closing price	% change	Previous closing price/date	Open price	Price min	Price max	Last price	Avg price	Last Bid [7]	Last Ask [7]	P/E after tax	Year	Volume	Trades	Transactions Value[8]	Company Mkt Value (thou. €)	Year low	Year high	Sector[4]			
		2018	2019	2020	Dividend [2]	Right																								
15,816,009	0.300	---	---	---	01/07/2009	17/07/2000	---	BYTE COMPUTER SA (CR)	2.27	---	↘	2.27	26/05/2021	2.27	2.27	2.34	2.27	2.3	182@2.27	96@2.30	---	---	15,740	67	36,209.23	35,902.34	1.35	2.59	10101010	
101,123,806	0.360	---	---	---	22/07/2010	28/06/2011	---	CENTRIC HOLDINGS (CR)	0.263	0.38	P	0.262	26/05/2021	0.264	0.258	0.266	0.263	0.262	1000@0.261	1585@0.263	---	---	13,145	23	3,437.72	26,595.56	0.207	0.29	40203040	
784,500	10.00	0.13	0.35	---	16/07/2020	31/07/2018	---	CNL CAPITAL (CR)	8.65	---	↘	8.65	26/05/2021	8.65	8.65	8.65	8.65	8.65	169@8.30	50@8.90	---	2020	260	7	2,249.00	6,785.93	7.85	8.95	30202000	
9,907,500	0.300	---	---	---	06/10/2005	13/02/2002	---	CPI SA (CR)	0.67	2.29	P	0.655	26/05/2021	0.65	0.65	0.69	0.67	0.661	998@0.650	1000@0.695	---	---	7,389	27	4,882.54	6,638.03	0.49	0.7	10102030	
13,400,000	0.300	---	0.026	---	12/10/2020	18/01/2019	---	EPSILON NET (CR)	5.94	0.34	P	5.92	26/05/2021	5.92	5.88	5.98	5.94	5.924	34@5.94	790@5.98	---	---	6,356	33	37,652.24	79,596.00	3.9	6.08	10101015	
20,578,374	0.620	---	0.04	0.05	03/11/2020	18/05/2015	---	INFORM P. LYKOS (CR)	1.525	-1.61	€	1.55	26/05/2021	1.545	1.515	1.55	1.525	1.53	2550@1.52	420@1.54	---	---	9,151	52	13,997.89	31,382.02	1.185	1.78	50205030	
33,524,871	0.300	---	---	---	12/08/2008	17/10/2017	---	INTRACOM CONSTR. (CR)	1.675	-1.47	€	1.7	26/05/2021	1.7	1.63	1.71	1.675	1.663	500@1.66	2160@1.68	---	---	41,895	88	69,691.08	56,154.16	1.185	1.835	50101010	
4,740,000	0.860	---	---	---	14/03/2003	---	---	LOGISMOS S.A. (CR)	1.16	-4.13	€	1.21	26/05/2021	1.18	1.16	1.19	1.16	1.17	1000@1.15	469@1.17	---	2020	10,713	40	12,533.48	5,498.40	0.61	1.32	10101015	
4,419,616	1.58	---	---	---	21/07/2011	04/03/2015	---	MEDICON S.A. (CR)	2.13	---	↘	2.13	26/05/2021	---	---	---	---	---	39@2.08	1019@2.15	---	---	---	---	---	9,413.78	1.7	2.26	20102010	
468,700	4.869	1.71	---	---	29/10/2020	21/05/2004	---	MERMEREN KOMB. A.D. PR. (GDR)	59	5.36	P	56	26/05/2021	58.5	58.5	59	59	58.808	5@54.00	30@56.50	3.39	2020	13	2	764.50	27,653.30	48.4	65.8	55102000	
10,500,000	0.950	---	---	---	24/06/2008	30/06/2017	---	MEVACO SA (CR)	1.94	-2.76	€	1.995	26/05/2021	1.94	1.94	2	1.94	1.941	1377@1.94	185@2.00	---	2020	1,858	10	3,605.96	20,370.00	1.51	2.08	55102015	
3,953,090	0.300	0.15	0.5	---	04/06/2020	05/12/2012	---	PAPERPACK (CR)	6.7	---	↘	6.7	26/05/2021	---	---	---	---	---	84908@6.70	200@6.85	15.35	2020	---	---	---	26,485.70	6.4	8.7	50203030	
35,043,831	0.500	---	---	---	21/05/2008	19/06/2020	---	PREMIA (CR)	1.67	-2.91	€	1.72	26/05/2021	1.57	1.57	1.67	1.67	1.595	200@1.60	1807@1.67	---	---	669	3	1,067.33	58,523.20	1.45	2.18	35101010	
11,903,561	0.470	---	---	---	26/05/2020	07/04/2020	---	PROFILE SA (CR)	4.6	-0.43	€	4.62	26/05/2021	4.63	4.58	4.64	4.6	4.612	500@4.59	350@4.62	---	---	8,181	47	37,727.33	54,756.38	4.47	5.55	10101010	
27,345,120	0.280	---	---	---	18/07/2005	26/02/2014	---	QUALITY & RELIABILITY SA (CR)	0.256	-1.16	€	0.259	26/05/2021	0.265	0.251	0.265	0.256	0.254	301@0.253	1496@0.256	---	---	38,565	57	9,802.76	7,000.35	0.225	0.304	10101010	
35,740,896	1.33	---	---	---	04/12/2020	21/07/2020	---	QUEST HOLDINGS (CR)	13.84	5.49	P	13.12	26/05/2021	13.12	13.12	14.12	13.84	13.816	3249@13.84	1939@13.90	---	---	43,910	314	606,659.72	494,654.00	9.9	14.12	10101010	
57,434,884	1.31	---	---	---	05/06/2008	12/06/2009	---	REDS S.A. (CR)	1.75	-1.41	€	1.775	26/05/2021	1.75	1.75	1.755	1.75	1.75	1066@1.75	2514@1.77	---	---	6,164	12	10,787.15	100,511.05	1.12	1.82	35101010	
6,456,530	1.08	---	0.065	---	09/07/2020	02/08/2010	---	SPACE HELLAS SA (CR)	7.48	-2.60	€	7.68	26/05/2021	7.6	7.48	7.62	7.48	7.561	490@7.44	150@7.56	---	---	7,175	71	54,250.58	48,294.84	5.18	8	15101010	
15,627,315	0.300	---	---	---	16/11/1992	24/07/2019	---	UNIBIOS (CR)	0.324	0.31	P	0.323	26/05/2021	0.328	0.322	0.33	0.322	0.324	1050@0.317	1000@0.320	---	---	2,450	8	794.10	5,063.25	0.26	0.344	50204000	
32,413,681	0.370	---	---	---	15/07/2009	11/05/2000	---	ALUMIL (CR)	1.8	0.56	P	1.79	26/05/2021	1.81	1.765	1.82	1.8	1.79	196@1.78	476@1.79	---	---	22,301	51	39,919.08	58,344.63	0.996	1.885	55102035	
401,136	13.75	---	---	---	05/04/2018	24/09/2020	---	ANDROMEDA SA (CR)	25.4	0.79	P	25.2	26/05/2021	25.6	25	25.6	25.4	25.115	20@25.00	190@25.60	11.60	2020	120	14	3,013.80	10,188.85	22	25.6	30202010	
18,810,000	0.400	---	---	---	08/07/2010	14/11/2007	---	VARVERIS - MODA BAGNO SA (CR)	0.57	1.79	P	0.56	26/05/2021	0.57	0.57	0.57	0.57	0.57	1000@0.530	6030@0.560	---	---	1,450	4	826.50	10,721.70	0.282	0.65	40401025	
23,986,500	1.05	---	---	---	26/06/2009	15/03/2000	---	BIOKARPET S.A.(CR)	1.27	---	↘	1.27	26/05/2021	---	---	---	---	---	300@1.18	450@1.25	---	---	---	---	---	---	30,462.86	0.7	1.68	50101035
24,060,000	0.300	0.015	0.035	0.035	25/05/2021	01/07/2019	---	GEN. COMMERCIAL & IND.SA (CR)	1.025	1.99	P	1.005	26/05/2021	0.996	0.996	1.03	1.025	1.01	707@1.01	350@1.02	23.39	2020	1,735	9	1,751.51	24,661.50	0.77	1.07	50205010	
15,878,748	0.480	---	---	---	10/07/2006	22/03/2004	---	DOMIKI KRITIS SA (CR)	0.63	-0.32	€	0.632	26/05/2021	0.63	0.604	0.654	0.63	0.636	300@0.620	188@0.630	---	---	23,712	51	15,076.04	10,003.61	0.364	0.696	50101010	
34,720,000	0.310	---	---	---	16/06/2010	01/08/2007	---	DROMEAS SA (CR)	0.512	1.19	P	0.506	26/05/2021	0.506	0.5	0.512	0.512	0.506	500@0.497	5153@0.508	---	---	23,171	24	11,725.19	17,776.64	0.398	0.58	40202015	
13,673,200	0.880	---	---	---	18/07/2008	26/07/2001	---	EVROFARMA SA (CR)	1.125	---	↘	1.125	26/05/2021	1.06	1.06	1.125	1.125	1.117	130@1.12	520@1.13	---	---	2,510	11	2,804.25	15,382.35	0.78	1.25	45102020	
27,750,099	0.300	---	---	---	20/08/2018	02/09/2003	---	NEWSPHONE HELLAS SA (CR)	0.51	---	↘	0.51	26/05/2021	---	---	---	---	---	801257@0.500	4784@0.508	---	---	---	---	---	---	14,152.55	0.462	0.68	15102015
11,250,000	0.520	0.04	---	---	22/07/2019	09/11/2015	---	EKTER SA (CR)	1.065	-0.93	€	1.075	26/05/2021	1.075	1.06	1.1	1.065	1.077	1150@1.06	780@1.10	---	---	26,745	55	28,793.60	11,981.25	0.75	1.18	50101010	
18,410,839	1.00	---	---	---	07/07/2009	10/09/2010	---	ELASTRON (CR)	1.76	1.73	P	1.73	26/05/2021	1.7	1.67	1.76	1.76	1.708	500@1.69	2497@1.76	---	---	8,811	29	15,050.10	32,403.08	1.15	1.86	55102010	
375,241,586	0.390	0.03	0.03	0.01	27/05/2021	14/07/2006	---	ELVALHALCOR (CR)	2.03	1.81	P	1.994	26/05/2021	2.045	2.02	2.055	2.03	2.039	1970@2.03	100@2.05	---	---	328,626	591	669,974.66	761,740.42	1.6	2.67	55102015	
3,307,500	0.210	---	---	---	11/08/2010	30/11/2020	---	ELVE SA (CR)	7.2	---	↘	7.2	26/05/2021	7.2	7.2	7.2	7.2	7.2	7@7.20	175@7.25	---	---	93	2	669.60	23,814.00	6	7.55	40204020	
31,734,530	0.240	---	---	---	09/07/2007	19/07/2006	---	ELGEKA SA (CR)	0.313	-0.63	€	0.315	26/05/2021	0.294	0.294	0.313	0.313	0.299	300@0.298	997@0.313	---	---	350	3	104.80	9,932.91	0.24	0.33	45201010	
23,828,130	0.500	0.05	---	---	22/07/2019	17/02/2009	---	ELINOIL S.A. (CR)	2.04	---	↘	2.04	26/05/2021	2.04	2.04	2.04	2.04	2.04	100@1.98	715@2.04	---	---	1	1	2.04	48,609.39	1.48	2.56	60101020	
19,864,886	5.60	0.672	0.672	0.672	08/04/2021	02/07/2008	---	BANK OF GREECE (CR)	15.2	---	↘	15.2	26/05/2021	15.1	15.08	15.28	15.2	15.142	46@15.10	805@15.20	---	---	6,894	136	104,387.82	301,946.27	14.9	16.12	30101010	
26,730,187	0.520	0.06	0.04	---	27/07/2020	01/08/2017	---	ELTON SA (CR)	1.685	2.43	P	1.645	26/05/2021	1.645	1.645	1.71	1.685	1.681	1000@1.67	1770@1.69	---	---	27,051	84	45,472.41	45,040.37	1.23	1.73	5	

Daily Official List

Year: 142 Trading Day No: 96

Section 2: Analytic Figures of Shares Transactions

Thursday, 27 May, 2021

Number of Outstanding Securities	Nominal Value	Dividends [1]			Date of Last Coupon		Note	Shares	Closing price	% change	Previous closing price/date	Open price	Price min	Price max	Last price	Avg price	Last Bid [7]	Last Ask [7]	P/E after tax	Year	Volume	Trades	Transactions Value[8]	Company Mkt Value (thou. €)	Year low	Year high	Sector[4]	
		2018	2019	2020	Dividend [2]	Right																						
114,320,400	0.100	(0.0575)	---	---	23/03/2020	05/08/2019	---	IKTINOS HELLAS SA (CR)	0.932	2.42 P	0.91	26/05/2021	0.91	0.9	0.932	0.932	0.914	701@0.912	5650@0.925	---	---	177,148	221	161,907.69	106,546.61	0.59	0.935	50101035
8,226,132	0.900	---	---	---	15/05/2009	13/10/2014	---	ILYDA S.A. (CR)	1.415	2.17 P	1.385	26/05/2021	1.385	1.38	1.435	1.415	1.391	132@1.38	280@1.42	---	---	6,308	19	8,774.23	11,639.98	0.62	1.495	10101015
8,298,467	0.400	---	---	---	30/08/1993	08/05/2013	---	IDEAL GROUP SA (CR)	3.73	3.04 P	3.62	26/05/2021	3.62	3.62	3.74	3.73	3.672	756@3.65	95@3.72	---	---	2,875	38	10,557.02	30,953.28	2	3.95	10102030
18,567,912	0.590	---	---	---	26/01/2021	---	---	INTERLIFE G.C.I.(CR)	4.16	1.46 P	4.1	26/05/2021	4.14	4.14	4.18	4.14	4.16	330@4.08	1389@4.14	---	2020	1,135	10	4,721.40	77,242.51	3.1	4.46	30302025
8,424,900	0.500	---	---	---	12/07/2010	04/07/2019	---	INTERTECH SA (CR)	0.806	0.50 P	0.802	26/05/2021	0.818	0.798	0.82	0.8	0.806	50@0.790	500@0.810	---	2020	5,461	24	4,402.08	6,790.47	0.55	0.83	50205010
19,804,134	0.300	---	---	---	01/07/2004	06/11/2017	---	KEKROPS SA (CR)	1.79	1.70 P	1.76	26/05/2021	1.79	1.73	1.8	1.79	1.78	650@1.77	20@1.79	(-6)	2020	6,180	40	10,997.68	35,449.40	1.72	3.4	35101010
40,219,218	0.260	---	---	---	14/09/2020	10/06/2019	---	KLOUKINAS - LAPPAS SA (CR)	0.686	-0.58 E	0.69	26/05/2021	0.7	0.67	0.7	0.686	0.674	53@0.670	877@0.682	---	---	4,053	12	2,730.31	27,590.38	0.54	0.74	50101010
11,510,102	0.890	---	---	---	24/06/2005	06/10/1999	---	NAFPAKTOS TEXTILE (CR)	0.985	5.35 P	0.935	26/05/2021	0.985	0.985	0.985	0.985	0.986	1200@0.900	1494@0.930	---	---	7	2	6.90	11,337.45	0.585	1.03	55101020
21,224,340	0.420	---	---	---	10/09/2018	25/04/2006	---	KORDELLOS BROS SA (CR)	0.4	-0.50 E	0.402	26/05/2021	0.409	0.392	0.409	0.4	0.393	700@0.369	950@0.398	11.10	2020	4,605	11	1,808.14	8,489.74	0.22	0.414	55102010
33,065,136	0.380	0.15	0.18	---	20/08/2020	16/09/2013	---	KRI-KRI S.A. (CR)	7.7	2.67 P	7.5	26/05/2021	7.42	7.42	7.7	7.7	7.599	500@7.50	908@7.70	16.05	2020	4,511	36	34,280.80	254,601.55	6.44	7.8	45102020
7,595,160	0.600	0.0263	---	---	10/09/2019	18/08/2010	---	KIRIAKOULIS SHIPPING SA (CR)	1.375	-5.17 E	1.45	26/05/2021	1.41	1.375	1.415	1.375	1.386	242@1.38	1241@1.42	---	---	1,949	20	2,701.66	10,443.35	0.962	1.55	40501015
6,200,000	0.500	---	---	---	22/06/2010	01/11/1995	---	MINERVA KNITWEAR (CR)	0.492	---	0.492	26/05/2021	---	---	---	---	---	1500@0.460	9@0.525	---	---	---	---	---	3,050.40	0.238	0.65	40204020
17,120,280	0.940	---	0.07	---	12/06/2020	02/08/2019	---	LOULIS MILLS SA (CR)	2.56	0.79 P	2.54	26/05/2021	2.56	2.56	2.56	2.56	2.56	534@2.56	50@2.60	---	---	9	1	23.04	43,827.92	2.32	2.94	45102020
9,819,370	0.690	---	---	---	14/08/2007	09/01/2004	---	MATHIOS REFRACTORY SA (CR)	0.444	-5.53 E	0.47	26/05/2021	0.476	0.436	0.476	0.444	0.445	600@0.444	1000@0.464	---	---	7,099	12	3,161.64	4,359.80	0.304	0.525	55101000
29,250,000	0.360	---	0.02	---	01/07/2020	25/04/2019	---	MOTODYNAMICS S.A. (CR)	1.4	1.45 P	1.38	26/05/2021	1.4	1.4	1.4	1.4	1.4	1000@1.38	3439@1.40	---	---	61	2	85.40	40,950.00	1	1.46	40401030
32,188,050	1.04	---	---	---	21/07/2008	20/01/2000	---	MOUZAKIS (CR)	0.6	2.74 P	0.584	26/05/2021	0.58	0.58	0.614	0.6	0.6	1000@0.584	1971@0.608	---	---	29,794	45	17,862.50	19,312.83	0.33	0.614	55101020
4,971,466	1.46	---	---	---	04/07/2007	08/10/2003	---	PAIRIS SA (CR)	1.06	8.38 P	0.978	26/05/2021	0.978	0.97	1.065	1.06	1.014	1000@1.03	1412@1.06	---	---	17,460	48	17,706.14	5,269.75	0.765	1.145	50203030
26,906,094	0.540	---	---	0.05	07/05/2021	14/01/2021	---	PAPOUTSANIS (CR)	2.23	---	2.23	26/05/2021	2.25	2.21	2.25	2.23	2.223	900@2.21	878@2.23	---	---	3,381	25	7,515.87	60,000.59	2.18	2.43	45201020
7,070,400	0.930	---	0.1013	---	24/08/2020	06/05/2016	---	PETROPOULOS PETROS (CR)	6.6	---	6.6	26/05/2021	6.58	6.5	6.66	6.6	6.585	250@6.52	344@6.60	---	---	7,496	73	49,363.74	46,664.64	5.35	7	50206015
22,075,665	0.330	0.07	0.02	---	02/07/2020	27/04/2015	---	PLAISIO COMPUTERS SA (CR)	4.14	0.73 P	4.11	26/05/2021	4.15	4.04	4.15	4.14	4.088	100@4.07	404@4.14	---	---	6,611	40	27,022.73	91,393.25	3.46	4.33	40401010
21,912,599	0.300	---	---	---	11/04/2011	23/02/2007	---	REVOIL (CR)	1.56	-0.64 E	1.57	26/05/2021	1.6	1.56	1.63	1.56	1.584	1000@1.55	1000@1.56	11.38	2019	29,944	68	47,437.02	34,183.65	0.82	1.64	60101020
40,693,350	5.00	---	---	---	03/07/2006	26/05/2015	---	TECHNICAL OLYMPIC SA (CR)	1.496	0.54 P	1.488	26/05/2021	1.47	1.458	1.5	1.496	1.492	40@1.49	10@1.50	---	---	3,132	24	4,671.78	60,877.25	1.34	1.718	40202010
1,524,000	0.300	---	---	---	06/07/2007	06/02/2013	---	TZIRAKIAN PROFIL (CR)	2.53	-1.56 E	2.57	26/05/2021	2.5	2.5	2.57	2.53	2.512	105@2.51	29@2.57	15.61	2020	941	9	2,363.69	3,855.72	2.3	2.86	55102010
10,203,575	0.730	---	---	---	16/07/2007	18/10/1999	---	FIERATEX SA (CR)	0.438	4.04 P	0.421	26/05/2021	0.445	0.424	0.445	0.438	0.425	10@0.424	233@0.438	---	2020	521	5	221.27	4,469.17	0.362	0.57	55101020
8,340,750	1.16	---	---	---	25/06/2009	17/09/2018	---	HAIDEMENOS SA (CR)	0.785	-0.63 E	0.79	26/05/2021	0.79	0.77	0.79	0.785	0.789	960@0.770	594@0.785	---	2020	1,440	15	1,136.14	6,547.49	0.472	0.8	50205030

Main Market - Low Liquidity Class

14,000,000	4.15	---	---	---	23/04/2010	29/06/1999	---	ALPHA REAL ESTATE SA(CR)	7.1	---	7.1	26/05/2021	7.15	6.95	7.15	7.1	6.966	20@6.90	9@7.10	---	---	22	3	153.25	99,400.00	5.85	7.4	35101015	
215,805,843	0.300	0.05	---	---	17/01/2020	29/12/2010	---	ATTICA HOLDINGS (CR)	1.005	-1.95 E	1.025	26/05/2021	1.005	0.996	1.025	1.005	1.009	92@0.996	500@1.01	---	---	17,724	46	17,876.51	216,884.87	0.77	1.12	40501015	
11,720,024	0.540	---	0.0632	---	13/07/2020	30/08/2019	---	FLEXOPACK SA (CR)	8.55	---	8.55	26/05/2021	---	---	---	---	---	30@8.60	164@9.00	---	---	---	---	---	100,206.21	8.2	9.6	50203030	
10,500,000	4.00	0.36	0.36	---	02/07/2020	02/08/2016	---	INTERCONTINENTAL (CR)	7.05	0.71 P	7	26/05/2021	7.05	7.05	7.05	7.05	7.05	200@6.90	100@7.05	---	---	100	1	705.00	74,025.00	6.05	7.1	35102000	
150,654,279	0.500	---	---	0.01	27/05/2021	10/06/2020	---	TRASTOR REAL EST. INV. CO.(CR)	0.89	2.30 P	0.87	26/05/2021	0.85	0.85	0.89	0.89	0.887	1000@0.870	2487@0.890	---	---	3,230	5	2,864.26	134,082.31	0.8	0.955	35102000	
15,300,000	0.300	---	---	---	30/07/2009	13/12/1999	---	ATTICA PUBLICATIONS SA (CR)	0.44	---	0.44	26/05/2021	---	---	---	---	---	---	259@0.478	---	---	---	---	---	---	6,732.00	0.324	0.484	40301030
6,325,000	0.600	0.103	0.095	---	17/09/2020	17/02/2014	---	VOGIATZOGLOU SYSTEMS SA (CR)	1.79	-2.19 E	1.83	26/05/2021	1.8	1.79	1.83	1.79	1.792	120@1.78	286@1.83	---	---	1,042	7	1,867.34	11,321.75	1.54	2.04	50205010	
8,418,750	0.300	0.32	0.095	---	26/08/2020	27/06/2012	---	GEKE (CR)	5.45	---	5.45	26/05/2021	---	---	---	---	---	70@5.05	30@5.50	---	2020	---	---	---	45,882.19	3.72	6.45	40501025	
15,000,000	0.300	---	---	---	06/07/2007	18/07/2000	---	DAIOS PLASTICS SA (CR)	3.28	---	3.28	26/05/2021	---	---	---	---	---	100@3.00	330@3.28	---	---	---	---	---	---	49,200.00	2.78	3.8	50203015
122,156,754	0.440	---	0.01	---	25/09/2020	28/03/2018	---	IASO SA (CR)	1.5	---	1.5	26/05/2021	1.5	1.5	1.5	1.5	1.51283981@1.50	6968@1.51	---	---	15,580	9	23,370.00	183,235.13	1.23	1.52	20101010		
86,735,980	0.310	---	---	---	06/07/2009	02/01/2002	---	ATHENS MEDICAL CENTER SA (CR)	1.68	0.30 P	1.675	26/05/2021	1.67	1.67	1.735	1.68	1.685	1700@1.68	50@1.70	---	---	1,969	13	3,317.79	145,716.45	1.28	1.82	20101025	
2,566,836	0.440	---	---	---	13/08/2010	09/01/2007	---	INTERWOOD-XYLEMPORIA (PR)	0.35	---	0.35	26/05/2021	---	---	---	---	---	---	342										

Number of Outstanding Securities	Nominal Value	Dividends [1]			Date of Last Coupon		Note	Shares	Closing price	% change	Previous closing price/date	Open price	Price min	Price max	Last price	Avg price	Last Bid [7]	Last Ask [7]	P/E after tax	Year	Volume	Trades	Transactions Value[8]	Company Mkt Value (thou. €)	Year low	Year high	Sector[4]
		2018	2019	2020	Dividend [2]	Right																					
766,000	1.00	---	---	---	01/07/2004	11/12/2012	5193	TRIA ALFA SA (CR)	7	---	7	26/05/2021	---	---	---	---	---	349@7.00	---	2020	---	---	---	5,940.20	7	7	55101020
245,000	1.00	---	---	---	19/07/2010	11/12/2012	5194	TRIA ALFA SA (PR)	2.36	---	2.36	26/05/2021	---	---	---	---	200@1.92	486@2.34	---	2020	---	---	---	5,940.20	1.41	3.64	55101020

Suspension Status

5,867,311	0.300	---	---	---	11/08/2010	28/04/2017	5243	DIONIC (CR)	0.11	---	0.11	30/06/2020	---	---	---	---	---	---	---	---	---	---	---	645.40	0.11	0.11	50205010
21,820,410	0.800	---	---	---	22/05/2008	02/08/2011	5174	EUROMEDICA SA (CR)	0.448	---	0.448	30/04/2018	---	---	---	---	---	---	---	---	---	---	---	9,775.54	0.448	0.448	20101010
66,948,210	0.300	---	---	---	22/09/2015	22/09/2015	5179	FOLLI FOLLIE (CR)	4.8	---	4.8	24/05/2018	---	---	---	---	---	---	---	---	---	---	---	321,351.41	4.8	4.8	40401030
343,582,558	0.300	---	---	---	---	19/09/2016	5251	Forthnet (CR)	0.3	---	0.3	22/04/2021	---	---	---	---	3000@0.290	34000@0.318	---	---	---	---	---	103,074.77	0.272	0.31	15102015
12,417,000	0.310	0.0205	---	---	27/08/2019	28/08/2017	5233	MLS MULTIMEDIA SA (CR)	0.57	---	0.57	12/05/2020	---	---	---	---	---	---	---	---	---	---	---	7,077.69	0.57	0.57	10101015
33,301,715	0.320	---	---	---	27/06/2003	08/07/2009	5241	AEGEK (CR)	0.035	---	0.035	25/06/2020	---	---	---	---	---	---	---	---	---	---	---	1,165.56	0.035	0.035	50101010
77,126,446	0.340	---	---	---	23/05/2005	18/08/2011	5206	G.E. DIMITRIOU (CR)	0.0125	---	0.0125	30/04/2019	---	---	---	---	---	---	---	---	---	---	---	964.08	0.0125	0.0125	40202020
7,085,888	1.59	---	---	---	02/07/1996	06/09/2010	5216	ELVIEMEK (CR)	2.6	---	2.6	30/09/2019	---	---	---	---	---	---	---	---	---	---	---	18,423.31	2.6	2.6	35101010
25,179,640	0.600	---	---	---	08/08/1994	19/09/2000	5191	J.BOUTARIS & SON (CR)	0.026	---	0.026	01/10/2018	---	---	---	---	---	---	---	---	---	---	---	742.45	0.026	0.026	45101015
1,540,000	0.600	---	---	---	08/08/1994	19/09/2000	5192	J.BOUTARIS & SON (PR)	0.057	---	0.057	01/10/2018	---	---	---	---	---	---	---	---	---	---	---	742.45	0.057	0.057	45101015
31,543,600	0.420	---	---	---	19/07/2010	19/12/2018	5205	KRETA FARM SA (CR)	1.09	---	1.085	30/04/2019	---	---	---	---	---	---	---	---	---	---	---	34,382.52	1.085	1.09	45102020
23,935,280	0.300	---	---	---	29/06/2009	13/06/2000	5153	NAYTEMPORIKI PUBLISHING SA(CR)	0.107	---	0.107	02/10/2017	---	---	---	---	---	---	---	---	---	---	---	2,561.07	0.107	0.107	40301030
23,463,874	0.800	---	---	---	23/05/2003	21/12/1999	4918	NEORION SA (CR)	0.125	---	0.125	30/08/2012	---	---	---	---	---	---	---	---	---	---	---	2,932.98	0.125	0.125	50206030
24,319,250	0.300	---	---	---	09/07/2002	04/07/2007	5165	PROODEFTIKH SA (CR)	0.21	---	0.21	23/04/2021	---	---	---	---	---	---	---	---	---	---	---	5,107.04	0.18	0.3	50101010

Shares' Notes

Code	Note text
()	- Adjusted dividends.
*	- Last adjusted closing price.
[1]	- Net dividends.
[2]	- The "Date of Last Coupon" for New listings refers to the date company's stocks started to trade in Athex
[3]	- The Company Market Value is referred to the number of outstanding shares
[4]	- Sectors codification can be found in Appendix A
[5]	- The Market Value refers to the total number of shares listed (including their several classes) in the exchange by the company.
[6]	- P/E greater than 100
[7]	- Last view of the Order Book before the end of the trading session
[8]	- All Blocks Methods' Transactions Value are included.
4750	- Transfer to the Under Surveillance Category from 8/4/2011.
4887	- Transfer to the Surveillance Category as of 10/4/2012.
4912	- Transfer to the Surveillance Category as of 31/7/2012.
4918	- Suspension of trading as of 31/8/2012.
4955	- Transfer to the Surveillance Category as from 5/4/2013.
4957	- Transfer to the Surveillance Category as from 5/4/2013.
4958	- Transfer to the Surveillance Category as from 5/4/2013.
4959	- Transfer to the Surveillance Category as from 5/4/2013.
5093	- Transfer to the Surveillance Category as of 8/4/2015.
5112	- Transfer to the Surveillance Category as of 15/04/2016.
5115	- Transfer to the Surveillance Category as of 15/04/2016.
5141	- Transfer to the Surveillance Category as of 10/05/2017.
5153	- Suspension of trading as of 03/10/2017.
5160	- Transfer to the Surveillance Category as of 15/04/2016.
5162	- Transfer to the Under Supervision Category as of 21/12/2009.
5165	- Transfer to the Surveillance Category as of 15/02/2018.
5174	- Suspension of trading as of 02/05/2018.
5178	- Transfer to the Surveillance Category as of 11/05/2018.
5179	- Suspension of trading as of 25/05/2018.
5191	- Suspension of trading as of 02/10/2018.
5192	- Suspension of trading as of 02/10/2018.
5193	- Transfer to the Surveillance Category as of 25/10/2018.
5194	- Transfer to the Surveillance Category as of 25/10/2018.
5197	- Transfer to the Surveillance Category as of 07/11/2018.
5205	- Suspension of trading as of 02/05/2019.
5206	- Suspension of trading as of 02/05/2019.
5216	- Suspension of trading as of 01/10/2019.
5232	- Transfer to the Under Surveillance Category from 08/04/2011.
5233	- Suspension of trading as of 13/05/2020.
5241	- Suspension of trading as of 26/06/2020.
5243	- Suspension of trading as of 01/07/2020.
5245	- Transfer to the Surveillance Category as of 09/07/2020.
5246	- Transfer to the Surveillance Category as of 09/07/2020.
5248	- Transfer to the Surveillance Category as of 06/09/20116.
5251	- Transfer to the Surveillance Category as of 25/11/2011.
5253	- Transfer to the Surveillance Category as of 14/5/2021.

Securities Blocks Details

Securities	Block Volume	Price	Block Trade Value	Time of approval	Note
ALPHA SERVICES HOLD (CR)	1,848,501	1.06	1,959,411.06	11:43:31	20
ELLAKTOR (CR)	3,333,333	1.50	4,999,999.50	11:43:35	20
ALPHA SERVICES HOLD (CR)	1,000,000	1.07	1,070,000.00	13:18:44	20
JUMBO SA (CR)	37,879	15.02	568,942.58	15:24:59	20
ALPHA SERVICES HOLD (CR)	1,000,000	1.08	1,077,000.00	16:55:19	20
EUROBANK HOLDINGS (CR)	9,092,999	0.771	7,010,702.23	17:10:40	20
EUROBANK HOLDINGS (CR)	4,500,000	0.771	3,469,500.00	17:10:42	20

Blocks Notes

- 9 - Method 6-1 / Special Fees
- 10 - Method 6-1 / Special Fees, SDS
- 14 - Method 6-3 / Settlement, Incomplete Buy and Sell
- 18 - Method 6-2 / SPOT 1
- 19 - Method 6-2 / SPOT 2
- 20 - Method 6-1 and Method 6-1 Same Day Settlement
- 21 - Other Pre-agreed

Shares Rights Details

Occured date	Exercise from	Exercise until	Trading until	Rights	Price min	Price max	Closing price	Last Bid	Last Ask	Volume	Trades	Transactions Value
24/05/2021	27/05/2021	09/06/2021	04/06/2021	AEGEAN AIRLINES (CR)	0.485	0.566	0.550	206,981	388	109,652.31

Forced Sales Details

Securities	Category of Security	Transactions Volume	Number of Trades	Transactions Value	Note
------------	----------------------	------------------------	---------------------	-----------------------	------

No Forced Transactions.

Forced Sales Notes

- 1 - Compulsory Public Forced Sales
- 2 - Forced Sales of Fixed Registered Shares
- 3 - Forced Sales of Remaining Fractional Shares

Exchange Traded Funds (ETFs) Characteristics

	Transactions Date (T)	Creation / Redemption	Units (T-1)	New Units (T-1)	Redemption Units (T-1)	Units (T) [1]	Fund Assets [2]	Net Unit Price	Dividend per Unit	Dividend Date
ALPHA ETF FTSE Athex Large Cap	27/05/2021	5,000	853,597	---	---	853,597	18,341,280.00	21.4870	0.81	01/07/2020

ETFs Notes

[1] - Units (T) = Units (T-1) + New Units (T-1) - Redemption Units (T-1)

[2] - The Creation / Redemption Units of T-1 are included.

Non Convertible Corporate Bonds - Regulated Market

Num Listed Bonds	Nominal price	Issue price	Today's Rate	Exp. Date	Duration (years)	Note	Coupon		Trading Unit	Corporate Bonds	Accrued Int.	Yield.T.Mat	Price min	Price max	Closing price	Previous closing price/date	Volume	Transactions Value	Last order		ear min	Year max		
							Common	Preferred											Price	Buy / Sell			Date	
20,529	1,000.00	1,000.00	4.95	26/06/2023	5	---	6	---	1	B&F COMM. & GARM. INDUS. S.A. (Non Convertible)	21.1750	5.4690	97.5000	97.5000	97.5000	98.0220	26/05/2021	15,000	14,942.63	97.5001	B	27/05/2021	92.1501	99.4900
90,000	1,000.00	1,000.00	3.00	11/05/2023	5	---	7	---	1	CORAL A.E. (Non Convertible)	1.6667	1.6500	101.5000	102.3000	102.3000	102.9530	26/05/2021	145,000	148,006.67	102.2000	B	27/05/2021	101.5000	103.5000
120,000	1,000.00	1,000.00	3.95	04/04/2025	7	---	7	---	1	GEK TERNA S.A. (Non Convertible)	6.0347	2.4140	104.3500	104.4000	104.4000	104.7950	26/05/2021	58,000	60,886.01	102.2600	B	27/05/2021	103.3350	105.2000
100,000	1,000.00	1,000.00	2.70	25/05/2026	5	---	1	---	1	COSTAMARE PARTICIPATIONS PLC (Non Convertible)	0.4500	2.4990	100.5300	100.9000	100.9000	100.8900	26/05/2021	599,000	603,834.86	100.7000	B	27/05/2021	100.4000	101.2000
200,000	1,000.00	1,000.00	1.90	23/03/2028	7	---	1	---	1	MOTOR OIL CORINTH REFINERIES SA (Non Convertible)	3.6417	1.7750	100.3700	100.9899	100.7334	100.5230	26/05/2021	89,000	89,976.82	100.3710	B	27/05/2021	100.2357	100.9899
200,000	1,000.00	1,000.00	2.10	27/10/2027	7	---	2	---	1	O.P.A.P. S.A. (Non Convertible)	1.9833	1.7860	101.7000	101.7012	101.7001	101.6950	26/05/2021	83,000	84,575.68	101.5500	B	27/05/2021	99.3000	102.8500
175,000	1,000.00	1,000.00	3.40	26/07/2024	5	---	4	---	1	ATTICA HOLDINGS S.A. (Non Convertible)	11.8056	4.0570	97.1000	97.5000	97.4037	98.2810	26/05/2021	119,000	117,121.95	97.4001	B	27/05/2021	90.0310	98.7000
39,892,816	1.00	1.00	5.00	04/10/2021	5	---	19	---	1	HOUSEMARKET S.A. (Non Convertible)	0.0076	0.9470	---	---	---	101.3780	24/05/2021	---	---	99.0000	B	27/05/2021	101.2000	102.9900
150,000	1,000.00	1,000.00	2.60	22/10/2026	7	---	4	---	1	TERNA ENERGY FINANCE S.A. (Non Convertible)	2.8167	2.4830	100.0500	100.0610	100.0593	100.6390	26/05/2021	31,000	31,105.70	100.0511	B	27/05/2021	99.4000	103.0000
200,000	1,000.00	1,000.00	3.60	12/03/2026	7	---	5	---	1	AEGEAN AIRLINES S.A. (Non Convertible)	8.0000	3.2940	98.6010	100.3000	100.1666	100.0660	26/05/2021	55,000	55,125.80	100.0000	B	27/05/2021	93.1501	102.0000
320,000	1,000.00	1,000.00	3.40	21/07/2027	7	---	2	---	1	LAMDA DEVELOPMENT S.A. (Non Convertible)	12.2778	3.0440	101.2000	101.5999	101.3971	101.5890	26/05/2021	336,000	344,819.63	100.1900	B	27/05/2021	99.0100	101.9000
500,000	1,000.00	1,000.00	2.75	03/07/2027	7	---	2	---	1	GEK TERNA S.A. (Non Convertible)	11.2292	2.8030	99.3500	99.3500	99.3500	98.8180	26/05/2021	30,000	30,141.88	98.7000	B	27/05/2021	97.8574	99.8765

Corporate Bonds Notes

Transactions Volume = (Pieces) * (Nominal Price). Transactions Value = (Pieces) * (Nominal Price) * (price %) + (Accrued interest).

The price of a Bond is stated as a percentage (%) of Bond's Nominal Price.

Nominal Price in Euros (€), except if it is noted differently.

Government Bonds

Number Listed Bonds	Nominal price	Today's Rate	Accrued Interest Calc	Exp. Date [1]	Duration (years)	Note	Coupons Date	Curr. coupon value	Trading Unit	Government Bonds	Price min	Price max	Closing price	Previous closing price/date	Volume	Transactions Value	Price	Last order Buy / Sell	Date
3,000,000	1,000.00	4.38	Actual/Actual	01/08/2022	5	---	01/08	4.38	1	GGB-FXD-010822-05Y-4.375-1.000	---	---	---	---	---	---	1.0000	B	28/11/2018
4,500,000	1,000.00	1.88	Actual/Actual	04/02/2035	15	---	04/02	1.88	1	GGB-FXD-040235-15Y-1.875-1.000	---	---	---	---	---	---	---	---	---
2,500,000	1,000.00	3.45	Actual/Actual	02/04/2024	5	---	02/04	3.45	1	GGB-FXD-020424-05Y-3.450-1.000	---	---	---	---	---	---	---	---	---
3,500,000	1,000.00	0.75	Actual/Actual	18/06/2031	10	---	18/06	0.75	1	GGB-FXD-180631-10Y-0.750-1.000	---	---	---	---	---	---	---	---	---
4,355,990,324	1.00	3.50	Actual/Actual	30/01/2023	5	---	01/02 - 31/01	3.50	1	GGB-FXD-300123-05Y-3.500-1.00	---	---	---	94.5720 13/07/2018	---	---	1.0000	B	28/11/2018
5,962,747,327	1.00	3.75	Actual/Actual	30/01/2028	10	---	/02 - 01/02 - 31/	3.75	1	GGB-FXD-300128-10Y-3.750-1.00	---	---	---	85.4610 13/07/2018	---	---	1.0000	B	28/11/2018
6,091,218,404	1.00	3.90	Actual/Actual	30/01/2033	15	---	/02 - 01/02 - 31/	3.90	1	GGB-FXD-300133-15Y-3.900-1.00	---	---	---	78.6730 13/07/2018	---	---	1.0000	B	28/11/2018
4,805,399,486	1.00	4.00	Actual/Actual	30/01/2037	19	---	/02 - 01/02 - 31/	4.00	1	GGB-FXD-300137-19Y-4.000-1.00	---	---	---	77.0370 13/07/2018	---	---	1.0000	B	28/11/2018
4,603,713,186	1.00	4.20	Actual/Actual	30/01/2042	24	---	/02 - 01/02 - 31/	4.20	1	GGB-FXD-300142-24Y-4.200-1.00	---	---	---	77.7640 13/07/2018	---	---	1.0000	B	28/11/2018
550,418,123	1.00	4.30	Actual/Actual	24/02/2023	11	---	24/02	4.30	1	GGB-FXD-240223-11Y-2.000-1.00	---	---	---	10.0000 22/06/2015	---	---	10.0000	B	11/07/2019
445,007,576	1.00	4.30	Actual/Actual	24/02/2024	12	---	24/02	4.30	1	GGB-FXD-240224-12Y-2.000-1.00	---	---	---	10.0000 22/06/2015	---	---	---	---	---
423,674,226	1.00	4.30	Actual/Actual	24/02/2025	13	---	24/02	4.30	1	GGB-FXD-240225-13Y-2.000-1.00	---	---	---	10.0000 22/06/2015	---	---	---	---	---
212,292,153	1.00	4.30	Actual/Actual	24/02/2026	14	---	24/02	4.30	1	GGB-FXD-240226-14Y-2.000-1.00	---	---	---	10.0000 22/06/2015	---	---	---	---	---
160,621,352	1.00	4.30	Actual/Actual	24/02/2027	15	---	24/02	4.30	1	GGB-FXD-240227-15Y-2.000-1.00	---	---	---	10.0000 22/06/2015	---	---	---	---	---
183,244,055	1.00	4.30	Actual/Actual	24/02/2028	16	---	24/02	4.30	1	GGB-FXD-240228-16Y-2.000-1.00	---	---	---	10.0000 22/06/2015	---	---	---	---	---
164,802,894	1.00	4.30	Actual/Actual	24/02/2029	17	---	24/02	4.30	1	GGB-FXD-240229-17Y-2.000-1.00	---	---	---	10.0000 22/06/2015	---	---	---	---	---
165,460,943	1.00	4.30	Actual/Actual	24/02/2030	18	---	24/02	4.30	1	GGB-FXD-240230-18Y-2.000-1.00	---	---	---	10.0000 22/06/2015	---	---	---	---	---
129,007,241	1.00	4.30	Actual/Actual	24/02/2031	19	---	24/02	4.30	1	GGB-FXD-240231-19Y-2.000-1.00	---	---	---	10.0000 22/06/2015	---	---	---	---	---
126,192,683	1.00	4.30	Actual/Actual	24/02/2032	20	---	24/02	4.30	1	GGB-FXD-240232-20Y-2.000-1.00	---	---	---	10.0000 22/06/2015	---	---	---	---	---
146,905,168	1.00	4.30	Actual/Actual	24/02/2033	21	---	24/02	4.30	1	GGB-FXD-240233-21Y-2.000-1.00	---	---	---	10.0000 22/06/2015	---	---	---	---	---
154,475,606	1.00	4.30	Actual/Actual	24/02/2034	22	---	24/02	4.30	1	GGB-FXD-240234-22Y-2.000-1.00	---	---	---	10.0000 22/06/2015	---	---	---	---	---
144,429,441	1.00	4.30	Actual/Actual	24/02/2035	23	---	24/02	4.30	1	GGB-FXD-240235-23Y-2.000-1.00	---	---	---	10.0000 22/06/2015	---	---	---	---	---
166,211,676	1.00	4.30	Actual/Actual	24/02/2036	24	---	24/02	4.30	1	GGB-FXD-240236-24Y-2.000-1.00	---	---	---	10.0000 22/06/2015	---	---	---	---	---
145,461,669	1.00	4.30	Actual/Actual	24/02/2037	25	---	24/02	4.30	1	GGB-FXD-240237-25Y-2.000-1.00	---	---	---	10.0000 22/06/2015	---	---	---	---	---
146,941,087	1.00	4.30	Actual/Actual	24/02/2038	26	---	24/02	4.30	1	GGB-FXD-240238-26Y-2.000-1.00	---	---	---	10.0000 22/06/2015	---	---	---	---	---
135,115,612	1.00	4.30	Actual/Actual	24/02/2039	27	---	24/02	4.30	1	GGB-FXD-240239-27Y-2.000-1.00	---	---	---	10.0000 22/06/2015	---	---	---	---	---
141,909,637	1.00	4.30	Actual/Actual	24/02/2040	28	---	24/02	4.30	1	GGB-FXD-240240-28Y-2.000-1.00	---	---	---	10.0000 22/06/2015	---	---	---	---	---
136,788,720	1.00	4.30	Actual/Actual	24/02/2041	29	---	24/02	4.30	1	GGB-FXD-240241-29Y-2.000-1.00	---	---	---	10.0000 22/06/2015	---	---	---	---	---
163,643,410	1.00	4.30	Actual/Actual	24/02/2042	30	---	24/02	4.30	1	GGB-FXD-240242-30Y-2.000-1.00	---	---	---	10.0000 22/06/2015	---	---	---	---	---
4,000,000	1,000.00	3.88	Actual/Actual	12/03/2029	10	---	12/03	3.88	1	GGB-FXD-120329-10Y-3.875-1.000	---	---	---	---	---	---	100.0000	B	15/10/2019
3,000,000	1,000.00	0.00	Actual/Actual	12/02/2026	5	---	12/02	0.00	1	GGB-FXD-120226-05Y-0.000-1.000	---	---	---	---	---	---	---	---	---
503,753	1,000.00	0.32	FLR Actual/360	16/09/2021	2	---	16/03 - 16/09	---	1	GGB-FLT-160921-02Y-0.319-1.000	---	---	---	---	---	---	---	---	---
3,000,000	1,000.00	3.38	Actual/Actual	15/02/2025	7	---	15/02	3.38	1	GGB-FXD-150225-07Y-3.375-1.000	---	---	---	---	---	---	---	---	---
250,250	1,000.00	2.90	Actual/Actual	20/03/2023	4	---	20/03	2.90	1	GGB-FXD-200323-04Y-2.900-1.000	---	---	---	---	---	---	---	---	---

Government Bonds Notes

Transactions Volume = (Pieces) * (Nominal Price). Transactions Value = (Pieces) * (Nominal Price) * (price %) + (Accrued interest).

The Value of current coupon for the issues with NV 0.01 euro refers to NV 100 euros

FLR: Floating Interest Rate.

[1] - The Expiration Date of the interest bearing period and the Date for coupon payment.

Government Bonds

Number Listed Bonds	Nominal price	Today's Rate	Accrued Interest Calc	Exp. Date [1]	Duration (years)	Note	Coupons Date	Curr. coupon value	Trading Unit	Government Bonds	Price min	Price max	Closing price	Previous closing price/date	Volume	Transactions Value	Price	Last order Buy / Sell	Date
964,000	1,000.00	3.25	Actual/Actual	20/03/2025	6	---	20/03	3.25	1	GGB-FXD-200325-06Y-3.250-1.000	---	---	---	---	---	---	---	---	---
2,100,000	1,000.00	3.55	Actual/Actual	20/03/2026	7	---	20/03	3.55	1	GGB-FXD-200326-07Y-3.550-1.000	---	---	---	---	---	---	---	---	---
5,500,000	1,000.00	1.50	Actual/Actual	18/06/2030	10	---	18/06	1.50	1	GGB-FXD-180630-10Y-1.500-1.000	---	---	---	---	---	---	---	---	---
5,364,250	1,000.00	3.25	Actual/Actual	20/03/2050	30	---	20/03	3.25	1	GGB-FXD-200350-30Y-3.250-1.000	---	---	---	---	---	---	---	---	---
2,000,000	1,000.00	2.00	Actual/Actual	22/04/2027	7	---	22/04	2.00	1	GGB-FXD-220427-07Y-2.000-1.000	---	---	---	---	---	---	99.9000	B	22/04/2020
2,500,000	1,000.00	1.88	Actual/Actual	23/07/2026	7	---	23/07	1.88	1	GGB-FXD-230726-07Y-1.875-1.000	---	---	---	---	---	---	---	---	---
2,500,000	1,000.00	1.88	Actual/Actual	24/01/2052	30	---	24/01	1.88	1	GGB-FXD-240152-30Y-1.875-1.000	---	---	---	---	---	---	---	---	---

Government Bonds Notes

Transactions Volume = (Pieces) * (Nominal Price). Transactions Value = (Pieces) * (Nominal Price) * (price %) + (Accrued interest).

The Value of current coupon for the issues with NV 0.01 euro refers to NV 100 euros

FLR: Floating Interest Rate.

[1] - The Expiration Date of the interest bearing period and the Date for coupon payment.

Treasury Bills & Zero Coupon Government Bonds

Issue Date	13-Week Maturity									26-Week Maturity									52-Week Maturity								
	Exp. Date	Initial Rate	Num Listed Bonds	Nominal price	Issue price	Last Trade Price	Last Trade Date	Volume Traded	Note	Exp. Date	Initial Rate	Num Listed Bonds	Nominal price	Issue price	Last Trade Price	Last Trade Date	Volume Traded	Note	Exp. Date	Initial Rate	Num Listed Bonds	Nominal price	Issue price	Last Trade Price	Last Trade Date	Volume Traded	Note
12/06/2020	---	---	---	---	---	---	---	---	---	---	---	---	---	---	---	---	---	---	11/06/2021	0.25	1,600,000	1,000.00	997.49	---	---	---	---
11/09/2020	---	---	---	---	---	---	---	---	---	---	---	---	---	---	---	---	---	---	10/09/2021	0.00	1,000,000	1,000.00	1,000.00	---	---	---	---
11/12/2020	---	---	---	---	---	---	---	---	---	---	---	---	---	---	---	---	---	---	10/12/2021	-0.26	1,000,000	1,000.00	1,002.60	---	---	---	---
12/03/2021	---	---	---	---	---	---	---	---	---	---	---	---	---	---	---	---	---	---	11/03/2022	-0.22	1,000,000	1,000.00	1,002.24	---	---	---	---

Bonds in Circulation	Currency / Min nominal traded Value	Coupons Payment Date	Current Coupon Value	Note	Coupon	Trading Unit	Issue Date	Duration (years)	Today's Interest	A.I.C in days	Bonds	Last price of previous days		Last Outcry in Cash (euro)			Trades in Pieces	Life min	Life Max
												Price	Buy / Sell	Price	Buy / Sell	Date			
Corporate Bonds in Foreign Currency and Euro																			
103,746	GBP / 10	01/12	0.25	---	62	1	01/12/1930	98	2.5	360	National Mortgage Bank	2.27	05/02/1996	2.27	S	05/02/1996	---	2.27	2.27
0	GBP / 10	01/12	0.25	---	64	1	01/12/1928	100	2.5	360	National Mortgage Bank	---	---	---	---	---	---	---	---

Government Bonds Notes

A.I.C: Accrued Interest Calculation base.

FLR: Floating Interest Rate.

The minimum tradeable Nominal Value for all Demeterialised Government Titles is 100 Euros.

(μτφρ-0)

Athex & ATHEXClear Members List

Member Name				Stock Market			Derivatives Market		ATHEXClear Member	
	Address	Phone	Fax	Market Member	Remote Member	Market Maker	Proprietary	Market Maker	General Clearing	Direct Clearing
A. SARRIS SECURITIES S.A.				a						
6, ΔΡΑΓΑΤΣΑΝΙΟΥ 6 ΑΘΗΝΑ	2103367700									
ΑΕΟΝIC SECURITIES C.I.F. P.L.C.				a	a					
, ΛΑΪΟΥ 6, ΓΡ. 301B, ANNA COURT	35725337600									
ALPHA BANK S.A.									a	
, ΣΤΑΔΙΟΥ 40 ΑΘΗΝΑ	2103260000									
ALPHA FINANCE INVESTMENT SERVICES S.A.				a		a	a	a		a
5, ΜΕΡΛΙΝ 5 ΑΘΗΝΑ	2103677400									
ARGUS STOCKBROKERS LTD				a	a		a			
25, 25 ΛΕΩΦΟΡΟΣ ΔΗΜΟΣΘΕΝΗ ΣΕΒΕΡΗ	0035722717000									
ATLANTIC SECURITIES LTD				a	a					
37, ΠΡΟΔΡΟΜΟΥ 37	0035722445400									
AXON SECURITIES S.A.				a			a			
48, ΣΤΑΔΙΟΥ 48 ΑΘΗΝΑ	2103363800									
BETA SECURITIES S.A.				a		a	a			a
29, Α.ΑΛΕΞΑΝΔΡΑΣ 29 ΑΘΗΝΑ	2106478930								a	
BNP PARIBAS SECURITIES SERVICES									a	
2, ΛΑΜΨΑΚΟΥ 2 ΑΘΗΝΑ	2107468500									
BOFA SECURITIES EUROPE SA				a	a					
, 112 AVENUE KL'BER 75116	+33 153655555									
CAPITAL SECURITIES S.A.				a			a			
58, ΜΗΤΡΟΠΟΛΕΩΣ 58 ΑΘΗΝΑ	2103369700									
CFS SECURITIES INVESTMENT SERVICES S.A.				a						
3, ΠΑΠΑΡΡΗΓΟΠΟΥΛΟΥ 3 ΑΘΗΝΑ	2103360800									
CITIGROUP GLOBAL MARKETS EUROPE AG				a	a					
16, REUTERWEG 16 FRANKFURT	+49 691366-0									
CITIGROUP GLOBAL MARKETS LIMITED				a						
1, 33 CANADA SQUARE - CANARY WHARF	+44 02079864000									
CREDIT SUISSE SECURITIES (EUROPE) LIMITED				a						
1, ONE CABOT SQUARE LONDON	+44 2078888888									
CREDIT SUISSE SECURITIES SOCIEDAD DE VALORES SA				a	a					
, CALLE AYALA 42, 3A PLANTA-B MADRID	+34917916000									
CYCLOS SECURITIES S.A.				a			a			
39, ΠΑΝΕΠΙΣΤΗΜΙΟΥ 39 ΑΘΗΝΑ	2103364300									
DEUTSCHE BANK S.A.					a					
1, GREAT WINCHESTER STREET LONDON	+44 20 754 54209	00441133361437								
DYNAMIC SECURITIES S.A.				a			a			a
, ΤΡΑΛΛΕΩΝ 2 & Α.ΣΥΓΓΡΟΥ 223 ΝΕΑ ΣΜΥΡΝΙ	2103677700									
EUROBANK EQUITIES INVESTMENT FIRM S.A				a		a	a	a		a
, ΦΙΛΕΛΛΗΝΩΝ 10 & ΞΕΝΟΦΩΝΤΟΣ 13 ΑΘΗΝΑ	2103720425									
EUROBANK S.A.									a	
, ΟΘΩΝΟΣ 8 ΑΘΗΝΑ	2103337000									
EUROCORP INVESTMENT SERVICES S.A.				a			a			a
14, ΠΛ.ΦΙΛΙΚΗΣ ΕΤΑΙΡΕΙΑΣ 14 ΑΘΗΝΑ	2107263600									
EUROTRUST INVESTMENT FIRM SA				a						
113, ΣΕΒΑΣΤΟΥΠΟΛΕΩΣ 113 ΑΘΗΝΑ	2103363100									
EUROXX SECURITIES S.A.				a		a	a	a		a
7, ΠΑΛΑΙΟΛΟΓΟΥ ΧΑΛΑΝΔΡΙ	(210)-6879400	(210)-6879401								
7, ΠΑΛΕΟΛΟΓΟΥ ΧΑΛΑΝΔΡΙ	+30 2106879400	210-6879401								
G. A. PERVANAS SECURITIES- INVESTMENT SERVICES S.A.				a						
7-9, ΣΟΦΟΚΛΕΟΥΣ 7-9 ΑΘΗΝΑ	2103727200									
GLOBAL CAPITAL SECURITIES & FINANCIAL SERVICES LTD				a	a					
50, ΛΑΡΧΙΠΕΡΙΣΚΟΠΟΥ ΜΑΚΑΡΙΟΥ Γ50	0035722710710									
HELLENIC AMERICAN SECURITIES S.A.				a		a	a			a
27, ΑΝΔΡΕΑ ΠΑΠΑΝΔΡΕΟΥ 27 ΜΑΡΟΥΣΙ	2103311100									
HELLENIC BANK (INVESTMENTS) LTD					a					
, ΑVE.ΚΥΡΙΑΚΟΥ ΜΑΤΣΙ 31 - PO BOX 24747 NICOSIA	+357 22500100	357 22500110								
HSBC CONTINENTAL EUROPE									a	
109-111, Α.ΜΕΣΟΓΕΙΩΝ 109-111	2106960000									
INDEX SECURITIES S.A.				a						
6, ΔΡΑΓΑΤΣΑΝΙΟΥ 6 ΑΘΗΝΑ	2103213920									
J. CHR. MAVRIKIS SECURITIES S.A.				a						
5, ΣΟΦΟΚΛΕΟΥΣ 5 ΑΘΗΝΑ	2103216730									

Athex & ATHEXClear Members List

Member Name				Stock Market			Derivatives Market		ATHEXClear Member	
	Address	Phone	Fax	Market Member	Remote Member	Market Maker	Proprietary	Market Maker	General Clearing	Direct Clearing
KAPPA SECURITIES S.A.				a			a			
15, ΒΑΛΛΑΡΙΤΟΥ 15 ΑΘΗΝΑ	2103678600									
KARAMANOF SECURITIES & INVESTMENT SERVICES S.A.				a						
2, ΠΛ.ΑΓ.ΘΕΟΔΩΡΩΝ 2 ΑΘΗΝΑ	2103212947									
LAIKI FINANCIAL SERVICES LTD					a					
26, AVE. VYRONOS NICOSIA	357 22367367	357 22718567								
LEON DEPOLAS SECURITIES S.A.				a		a	a			
1, ΧΡΗΣΤΟΥ ΛΑΔΑ 1 ΑΘΗΝΑ	2103213276 -28									
MEGA EQUITY SECURITIES & FINANCIAL SERVICES PUBLIC LTD				a	a		a			
42-44, ΛΕΩΦ.ΓΡΙΒΑ ΔΙΓΓΕΝΗ 42-44	0035722711711									
MERIT SECURITIES S.A				a		a	a			a
5, ΣΟΦΟΚΛΕΟΥΣ 5 ΑΘΗΝΑ	2103671880									
MERRILL LYNCH INTERNATIONAL				a						
2, 2 KING EDWARD STREET LONDON	+44 20276281000									
N. CHRYSOCHOIDIS SECURITIES S.A.				a			a			a
7-9, ΣΟΦΟΚΛΕΟΥΣ 7-9 ΑΘΗΝΑ	2103213913									
NATIONAL BANK OF GREECE S.A.				a		a	a		a	
86, ΑΙΟΛΟΥ ΣΤΡ. ΑΘΗΝΑ	(210)-3341000	(210)-3228187								
68, ΑΚΑΔΗΜΙΑΣ ΣΤΡ. ΑΘΗΝΑ	(210)-3328817	(210)-3328678								
NATIONAL SECURITIES S.A.				a		a	a	a		
66, ΛΕΩΦ. ΚΗΦΙΣΙΑΣ 66 (ΚΤΗΡΙΟ Α) ΜΑΡΟΥΣΙ	2103328784									
NUNTIUS BROKERAGE AND INVESTMENT SERVICES S.A				a						
6, ΔΡΑΓΑΤΣΑΝΙΟΥ 6 ΑΘΗΝΑ	2103350599									
ONE PLUS CAPITAL LIMITED				a	a					
, 75 PRODROMOU AVENUE NICOSIA 1307	35722873760									
OPTIMA BANK S.A.				a		a	a	a	a	
32, ΑΙΓΙΑΛΕΙΑΣ 32 & ΠΑΡΑΔΕΙΣΟΥ ΜΑΡΟΥΣΙ	2108173111									
PANTELAKIS SECURITIES S.A.				a		a	a	a		
57, ΕΘΝΙΚΗΣ ΑΝΤΙΣΤΑΣΕΩΣ 57, ΚΤΙΡΙΟ Β CHALANDRI	2106965000									
PEGASUS SECURITIES S.A				a			a			
17, ΒΑΛΛΑΡΙΤΟΥ 17 & ΑΜΕΡΙΚΗΣ ΑΘΗΝΑ	2103670700									
PIRAEUS BANK S.A.				a			a		a	
, ΑΜΕΡΙΚΗΣ 4 ΑΘΗΝΑ	2103335000									
PIRAEUS SECURITIES S. A.				a		a	a	a		a
10, ΣΤΑΔΙΟΥ 10 ΑΘΗΝΑ	2103354100									
PROCHOICE SECURITIES LTD				a	a					
57, ΛΕΩΦ.ΣΠΥΡΟΥ ΚΥΠΡΙΑΝΟΥ 57, ΑΚΙΝΗΤΑ Φ	035724661192									
SHARELINK SECURITIES & FINANCIAL SERVICES LTD				a	a		a			
6, HOUSE-ΘΕΟΤΟΚΗ 6 ΜΕΓΑΡΟ ΕΛΜΗΝΑ	+357 22554200									
SOCIETE GENERALE S.A.				a	a		a			
, 17 COURS VALMY, CEDEX	+157290504									
SOLIDUS SECURITIES S.A				a			a			a
64, ΛΟΥΙΖΗΣ ΠΙΑΝΚΟΥΡ 64 ΑΘΗΝΑ	2106900600									
ST. EM. LAVRENTAKIS SECURITIES S.A.				a			a			
7-9, ΣΟΦΟΚΛΕΟΥΣ 7-9 ΑΘΗΝΑ	2103213336									
THE CYPRUS INVESTMENT & SECURITIES CORPORATION LTD				a	a					
154, ΛΕΩΦ. ΚΥΡΗΝΕΙΑΣ	0035722121700									
UBS EUROPE SE				a	a					
, OPERNTURM, BOCKENHEIMER LANDSTRASSE 2-4	496921790									
UBS LIMITED					a					
1, FINSBURY AVENUE LONDON	+44 2075687135									

List of Stocks under Market Making operations

Securities	Stock Category
Market Maker	Start Market Making
SPIROY AGRICULTURE SA (CR)	Surveillance
EUROBANK EQUITIES INVESTMENT FIRM S.A	02/09/2019
MLS MULTIMEDIA SA (CR)	Suspension Status
PIRAEUS SECURITIES S. A.	01/08/2019
ALPHA ETF FTSE Athex Large Cap	Exchange Traded Funds (ETFs)
ALPHA FINANCE INVESTMENT SERVICES S.A.	02/01/1900
NATIONAL SECURITIES S.A.	02/01/1900
ADMIE (IPTO) HOLDING S.A. (CR)	Main Market
EUROBANK EQUITIES INVESTMENT FIRM S.A	24/05/2021
HELLENIC AMERICAN SECURITIES S.A.	09/03/2020
PIRAEUS SECURITIES S. A.	29/06/2017
AEGEAN AIRLINES (CR)	Main Market
EUROBANK EQUITIES INVESTMENT FIRM S.A	22/09/2020
ALPHA SERVICES HOLD (CR)	Main Market
ALPHA FINANCE INVESTMENT SERVICES S.A.	29/02/2016
EUROBANK EQUITIES INVESTMENT FIRM S.A	22/10/2006
HELLENIC AMERICAN SECURITIES S.A.	25/07/2014
LEON DEPOLAS SECURITIES S.A.	04/01/2016
MERIT SECURITIES S.A	03/09/2012
NATIONAL SECURITIES S.A.	02/01/1900
PIRAEUS SECURITIES S. A.	28/05/2009
ANDROMEDA SA (CR)	Main Market
BETA SECURITIES S.A.	15/02/2021
AS COMPANY SA (CR)	Main Market
EUROBANK EQUITIES INVESTMENT FIRM S.A	01/04/2019
ATTICA BANK S.A. (CR)	Main Market
EUROBANK EQUITIES INVESTMENT FIRM S.A	11/11/2019
EUROXX SECURITIES S.A.	22/01/2016
PIRAEUS SECURITIES S. A.	20/09/2017
ATTICA HOLDINGS (CR)	Main Market
HELLENIC AMERICAN SECURITIES S.A.	28/12/2017
AUTOHELLAS SA (CR)	Main Market
ALPHA FINANCE INVESTMENT SERVICES S.A.	01/07/2019
EUROXX SECURITIES S.A.	02/07/2018
AVAX S.A. (CR)	Main Market
EUROBANK EQUITIES INVESTMENT FIRM S.A	14/12/2015
PIRAEUS SECURITIES S. A.	01/02/2021
AVE (CR)	Main Market
EUROXX SECURITIES S.A.	05/06/2020
BRIQ PROPERTIES (CR)	Main Market
EUROBANK EQUITIES INVESTMENT FIRM S.A	09/09/2019
LEON DEPOLAS SECURITIES S.A.	22/02/2021
BYTE COMPUTER SA (CR)	Main Market
MERIT SECURITIES S.A	04/08/2008
CC HBC AG (CR)	Main Market
BETA SECURITIES S.A.	08/03/2021
NATIONAL SECURITIES S.A.	02/01/1900
PIRAEUS SECURITIES S. A.	04/05/2015
CENERGY HOLDINGS (CB)	Main Market
ALPHA FINANCE INVESTMENT SERVICES S.A.	02/01/2016
EUROBANK EQUITIES INVESTMENT FIRM S.A	02/01/2016
CNL CAPITAL (CR)	Main Market
MERIT SECURITIES S.A	01/10/2018
EKTER SA (CR)	Main Market
EUROBANK EQUITIES INVESTMENT FIRM S.A	16/10/2017
LEON DEPOLAS SECURITIES S.A.	21/05/2018
ELASTRON (CR)	Main Market
LEON DEPOLAS SECURITIES S.A.	20/02/2017
ELLAKTOR (CR)	Main Market
ALPHA FINANCE INVESTMENT SERVICES S.A.	18/03/2019
EUROBANK EQUITIES INVESTMENT FIRM S.A	01/06/2012
EUROXX SECURITIES S.A.	24/09/2018
NATIONAL SECURITIES S.A.	02/01/1900
PIRAEUS SECURITIES S. A.	22/10/2018
ELTON SA (CR)	Main Market
BETA SECURITIES S.A.	03/09/2012
LEON DEPOLAS SECURITIES S.A.	01/04/2019

List of Stocks under Market Making operations

Securities	Stock Category
Market Maker	Start Market Making
ELVALHALCOR (CR)	Main Market
ALPHA FINANCE INVESTMENT SERVICES S.A.	07/05/2018
EUROBANK EQUITIES INVESTMENT FIRM S.A	07/05/2018
ELVE SA (CR)	Main Market
LEON DEPOLAS SECURITIES S.A.	02/11/2020
ENTERSOFT (CR)	Main Market
EUROBANK EQUITIES INVESTMENT FIRM S.A	22/06/2020
EUROBANK HOLDINGS (CR)	Main Market
ALPHA FINANCE INVESTMENT SERVICES S.A.	09/01/2006
EUROBANK EQUITIES INVESTMENT FIRM S.A	01/06/2012
HELLENIC AMERICAN SECURITIES S.A.	25/07/2014
LEON DEPOLAS SECURITIES S.A.	30/11/2018
MERIT SECURITIES S.A	06/11/2017
NATIONAL SECURITIES S.A.	02/01/1900
PIRAEUS SECURITIES S. A.	28/09/2009
EUROPEAN RELIANCE INSUR. (CR)	Main Market
PANTELAKIS SECURITIES S.A.	15/07/2019
EYDAP S.A. (CR)	Main Market
ALPHA FINANCE INVESTMENT SERVICES S.A.	27/01/2020
EUROBANK EQUITIES INVESTMENT FIRM S.A	10/06/2019
FOURLIS (CR)	Main Market
EUROBANK EQUITIES INVESTMENT FIRM S.A	01/12/2016
PIRAEUS SECURITIES S. A.	06/03/2017
GEK TERNA (CR)	Main Market
BETA SECURITIES S.A.	08/03/2021
EUROBANK EQUITIES INVESTMENT FIRM S.A	24/05/2021
PIRAEUS SECURITIES S. A.	29/08/2019
GR. SARANTIS S.A. (CR)	Main Market
BETA SECURITIES S.A.	14/05/2012
EUROBANK EQUITIES INVESTMENT FIRM S.A	24/10/2016
HELLENIC EXCHANGES-A.S.E. (CR)	Main Market
HELLENIC AMERICAN SECURITIES S.A.	01/09/2014
NATIONAL SECURITIES S.A.	02/01/1900
PIRAEUS SECURITIES S. A.	04/05/2015
HELLENIC PETROLEUM (CR)	Main Market
HELLENIC AMERICAN SECURITIES S.A.	14/09/2015
PIRAEUS SECURITIES S. A.	20/03/2017
IKTINOS HELLAS SA (CR)	Main Market
ALPHA FINANCE INVESTMENT SERVICES S.A.	01/04/2019
EUROBANK EQUITIES INVESTMENT FIRM S.A	25/02/2019
NATIONAL SECURITIES S.A.	02/01/1900
INTERCONTINENTAL (CR)	Main Market
LEON DEPOLAS SECURITIES S.A.	03/06/2019
INTRACOM HOLDINGS (CR)	Main Market
LEON DEPOLAS SECURITIES S.A.	08/10/2018
JUMBO SA (CR)	Main Market
BETA SECURITIES S.A.	01/02/2021
EUROBANK EQUITIES INVESTMENT FIRM S.A	25/05/2020
MERIT SECURITIES S.A	06/11/2017
PIRAEUS SECURITIES S. A.	06/03/2017
KARAMOLEGOS SA (CR)	Main Market
EUROXX SECURITIES S.A.	04/10/2019
KLOUKINAS - LAPPAS SA (CR)	Main Market
BETA SECURITIES S.A.	22/09/2014
KRI-KRI S.A. (CR)	Main Market
EUROBANK EQUITIES INVESTMENT FIRM S.A	07/05/2018
LEON DEPOLAS SECURITIES S.A.	16/01/2017
LAMDA DEVELOPMENT SA (CR)	Main Market
EUROBANK EQUITIES INVESTMENT FIRM S.A	08/12/2014
PANTELAKIS SECURITIES S.A.	06/11/2017
PIRAEUS SECURITIES S. A.	29/06/2017
LAMPSA HOTEL SA (CR)	Main Market
LEON DEPOLAS SECURITIES S.A.	16/01/2017
MARFIN INVESTMENT GROUP (CR)	Main Market
EUROBANK EQUITIES INVESTMENT FIRM S.A	23/03/2015
PIRAEUS SECURITIES S. A.	02/02/2009

List of Stocks under Market Making operations

Securities	Market Maker	Start Market Making	Stock Category
MOTOR OIL (CR)			
	BETA SECURITIES S.A.	08/03/2021	Main Market
	EUROBANK EQUITIES INVESTMENT FIRM S.A	22/10/2006	
	HELLENIC AMERICAN SECURITIES S.A.	01/09/2014	
	LEON DEPOLAS SECURITIES S.A.	01/04/2019	
	MERIT SECURITIES S.A	25/02/2019	
	NATIONAL SECURITIES S.A.	02/01/1900	
	PIRAEUS SECURITIES S. A.	04/05/2015	
MYTILINEOS (CR)			
	ALPHA FINANCE INVESTMENT SERVICES S.A.	15/04/2019	Main Market
	EUROBANK EQUITIES INVESTMENT FIRM S.A	20/09/2017	
	MERIT SECURITIES S.A	25/02/2019	
	NATIONAL SECURITIES S.A.	02/01/1900	
	PIRAEUS SECURITIES S. A.	04/05/2015	
NATIONAL BANK (CR)			
	ALPHA FINANCE INVESTMENT SERVICES S.A.	09/01/2006	Main Market
	BETA SECURITIES S.A.	01/02/2021	
	EUROBANK EQUITIES INVESTMENT FIRM S.A	22/10/2006	
	HELLENIC AMERICAN SECURITIES S.A.	25/07/2014	
	LEON DEPOLAS SECURITIES S.A.	20/05/2015	
	MERIT SECURITIES S.A	03/09/2012	
	NATIONAL SECURITIES S.A.	02/01/1900	
	PIRAEUS SECURITIES S. A.	08/09/2008	
OPAP (CR)			
	ALPHA FINANCE INVESTMENT SERVICES S.A.	09/01/2006	Main Market
	EUROBANK EQUITIES INVESTMENT FIRM S.A	22/10/2006	
	HELLENIC AMERICAN SECURITIES S.A.	25/07/2014	
	MERIT SECURITIES S.A	20/03/2017	
	NATIONAL SECURITIES S.A.	02/01/1900	
	PIRAEUS SECURITIES S. A.	04/05/2015	
OTE (CR)			
	ALPHA FINANCE INVESTMENT SERVICES S.A.	09/01/2006	Main Market
	EUROBANK EQUITIES INVESTMENT FIRM S.A	22/10/2006	
	HELLENIC AMERICAN SECURITIES S.A.	25/07/2014	
	LEON DEPOLAS SECURITIES S.A.	20/04/2015	
	MERIT SECURITIES S.A	20/03/2017	
	NATIONAL SECURITIES S.A.	02/01/1900	
	PIRAEUS SECURITIES S. A.	08/09/2008	
P.P.A. S.A. (CR)			
	EUROBANK EQUITIES INVESTMENT FIRM S.A	06/02/2019	Main Market
PAPOUTSANIS (CR)			
	ALPHA FINANCE INVESTMENT SERVICES S.A.	19/11/2018	Main Market
	BETA SECURITIES S.A.	25/11/2013	
PETROPOULOS PETROS (CR)			
	EUROBANK EQUITIES INVESTMENT FIRM S.A	01/04/2019	Main Market
	PANTELAKIS SECURITIES S.A.	16/03/2020	
PIRAEUS FINANCIAL HOLD (CR)			
	ALPHA FINANCE INVESTMENT SERVICES S.A.	15/04/2019	Main Market
	EUROBANK EQUITIES INVESTMENT FIRM S.A	22/10/2006	
	EUROXX SECURITIES S.A.	15/02/2016	
	HELLENIC AMERICAN SECURITIES S.A.	25/07/2014	
	LEON DEPOLAS SECURITIES S.A.	30/11/2018	
	MERIT SECURITIES S.A	16/09/2013	
	NATIONAL SECURITIES S.A.	02/01/1900	
	PIRAEUS SECURITIES S. A.	16/02/2009	
PLAISIO COMPUTERS SA (CR)			
	EUROBANK EQUITIES INVESTMENT FIRM S.A	02/03/2015	Main Market
PPC (CR)			
	ALPHA FINANCE INVESTMENT SERVICES S.A.	09/01/2006	Main Market
	BETA SECURITIES S.A.	01/02/2021	
	EUROBANK EQUITIES INVESTMENT FIRM S.A	22/10/2006	
	HELLENIC AMERICAN SECURITIES S.A.	01/09/2014	
	MERIT SECURITIES S.A	06/11/2017	
	NATIONAL SECURITIES S.A.	02/01/1900	
	PIRAEUS SECURITIES S. A.	28/09/2009	
PROFILE SA (CR)			
	PANTELAKIS SECURITIES S.A.	01/07/2019	Main Market

List of Stocks under Market Making operations

Securities	Market Maker	Start Market Making	Stock Category
QUEST HOLDINGS (CR)			
	BETA SECURITIES S.A.	26/03/2018	Main Market
	EUROBANK EQUITIES INVESTMENT FIRM S.A	28/01/2019	
TERNA ENERGY (CR)			
	BETA SECURITIES S.A.	08/03/2021	Main Market
	EUROBANK EQUITIES INVESTMENT FIRM S.A	24/05/2021	
	PIRAEUS SECURITIES S. A.	09/12/2019	
THRACE PLASTICS SA (CR)			
	ALPHA FINANCE INVESTMENT SERVICES S.A.	26/03/2018	Main Market
	EUROBANK EQUITIES INVESTMENT FIRM S.A	26/03/2018	
TITAN CEMENT (CB)			
	BETA SECURITIES S.A.	01/02/2021	Main Market
	EUROBANK EQUITIES INVESTMENT FIRM S.A	06/11/2019	
	PIRAEUS SECURITIES S. A.	18/01/2021	
UNIBIOS (CR)			
	LEON DEPOLAS SECURITIES S.A.	01/02/2021	Main Market
VIOHALCO SA/NV (CB)			
	ALPHA FINANCE INVESTMENT SERVICES S.A.	11/03/2008	Main Market
	EUROBANK EQUITIES INVESTMENT FIRM S.A	04/03/2014	
	MERIT SECURITIES S.A	17/03/2014	

Underlying Asset				Derivatives Market													
Price max	Price min	Closing price	change	Delivery Month	Open price	Price max	Price min	Last price	Closing price	Last Bid	Last Ask	Fixing price*	Life high	Life low	Trades	Volume	Open Interest
(Trade Unit: 1 Index Point x 2€, Cash Settlement)																	
FTSE/Athex Large Cap																	
2,146.78	2,108.26	2,138.50	1.43%	June 2021	2,104.00	2,146.00	2,100.00	2,136.50	2,136.50	---	---		2,239.00	---	396	1,129	5,518
				July 2021	2,087.25	2,115.00	2,079.25	2,105.00	2,105.00	---	---		2,205.25	---	16	113	259
				August 2021	---	---	---	---	2,118.25	---	---		---	---	---	---	---
				September 2021	---	---	---	---	2,121.50	---	---		---	---	---	---	---
				December 2021	---	---	---	---	2,132.25	---	---		---	---	---	---	---
				March 2022	---	---	---	---	2,143.00	---	---		---	---	---	---	---

Derivatives notes

Fixing prices and final open positions can be retrieved from the following path <http://www.helex.gr/el/web/guest/statistics-end-of-day-derivatives>

Underlying Asset					Derivatives Market												
Price max	Price min	Closing price	change	Delivery Month	Open price	Price max	Price min	Last price	Closing price	Last Bid	Last Ask	Fixing price*	Life high	Life low	Trades	Volume	Open Interest
ADMIE (IPTO) HOLDING S.A. (CR)					(Contract Size: 100 Securities, Physical Delivery)												
2.69	2.615	2.645	0.57%	June 2021	2.63	2.68	2.62	2.68	2.68	---	---	---	2.90	---	22	125	7,921
				September 2021	2.62	2.63	2.61	2.63	2.63	---	---	---	2.68	---	4	12	180
				December 2021	---	---	---	---	2.66	---	---	---	---	---	---	---	---
				March 2022	---	---	---	---	2.67	---	---	---	---	---	---	---	---
ALPHA SERVICES HOLD (CR)					(Contract Size: 100 Securities, Physical Delivery)												
1.107	1.026	1.0685	2.79%	June 2021	1.02	1.09	1.01	1.05	1.05	---	---	---	1.39	---	423	13,039	50,961
				September 2021	1.03	1.05	1.00	1.03	1.03	---	---	---	1.35	---	56	1,005	1,553
				December 2021	---	---	---	---	1.05	---	---	---	---	---	---	---	---
				March 2022	---	---	---	---	1.06	---	---	---	---	---	---	---	---
ATTICA BANK S.A. (CR)					(Contract Size: 100 Securities, Physical Delivery)												
0.18	0.16	0.1684	-6.44%	June 2021	---	---	---	---	0.180	---	---	---	0.282	---	---	---	452
				September 2021	---	---	---	---	0.181	---	---	---	0.225	---	---	---	13
				December 2021	---	---	---	---	0.182	---	---	---	---	---	---	---	---
				March 2022	---	---	---	---	0.183	---	---	---	---	---	---	---	---
CC HBC AG (CR)					(Contract Size: 100 Securities, Physical Delivery)												
29.91	29.39	29.86	1.91%	June 2021	29.28	29.70	29.24	29.70	29.70	---	---	---	29.70	---	8	36	90
				September 2021	---	---	---	---	29.49	---	---	---	---	---	---	---	---
				December 2021	---	---	---	---	29.63	---	---	---	---	---	---	---	---
				March 2022	---	---	---	---	29.78	---	---	---	---	---	---	---	---
CENERGY HOLDINGS (CB)					(Contract Size: 100 Securities, Physical Delivery)												
2.68	2.595	2.6	-2.99%	June 2021	2.67	2.67	2.61	2.62	2.62	---	---	---	2.91	---	19	59	8,537
				September 2021	---	---	---	---	2.70	---	---	---	2.86	---	---	---	20
				December 2021	---	---	---	---	2.71	---	---	---	---	---	---	---	---
				March 2022	---	---	---	---	2.72	---	---	---	---	---	---	---	---
ELLAKTOR (CR)					(Contract Size: 100 Securities, Physical Delivery)												
1.396	1.31	1.396	4.73%	June 2021	1.35	1.37	1.32	1.37	1.37	---	---	---	1.68	---	54	323	6,132
				September 2021	---	---	---	---	1.34	---	---	---	1.40	---	---	---	---
				December 2021	---	---	---	---	1.35	---	---	---	---	---	---	---	---
				March 2022	---	---	---	---	1.35	---	---	---	---	---	---	---	---
EUROBANK HOLDINGS (CR)					(Contract Size: 100 Securities, Physical Delivery)												
0.805	0.771	0.771	-2.40%	June 2021	0.790	0.805	0.768	0.772	0.772	---	---	---	0.861	---	483	21,294	63,013
				September 2021	0.790	0.790	0.780	0.780	0.780	---	---	---	0.790	---	2	2	80
				December 2021	---	---	---	---	0.799	---	---	---	---	---	---	---	---
				March 2022	---	---	---	---	0.803	---	---	---	---	---	---	---	---

Derivatives notes

Fixing prices and final open positions can be retrieved from the following path <http://www.helex.gr/el/web/guest/statistics-end-of-day-derivatives>

Underlying Asset				Derivatives Market													
Price max	Price min	Closing price	change	Delivery Month	Open price	Price max	Price min	Last price	Closing price	Last Bid	Last Ask	Fixing price*	Life high	Life low	Trades	Volume	Open Interest
EYDAP S.A. (CR)				(Contract Size: 100 Securities, Physical Delivery)													
8.67	8.47	8.62	0.70%	June 2021	8.55	8.57	8.50	8.57	8.57	---	---	---	9.27	---	27	173	1,863
				September 2021	8.27	8.27	8.12	8.12	8.12	---	---	---	8.76	---	2	10	146
				December 2021	---	---	---	---	8.66	---	---	---	---	---	---	---	---
				March 2022	---	---	---	---	8.70	---	---	---	---	---	---	---	---
FOURLIS (CR)				(Contract Size: 100 Securities, Physical Delivery)													
4.275	4.175	4.2	-1.18%	June 2021	4.18	4.23	4.15	4.23	4.23	---	---	---	4.76	---	14	21	1,027
				September 2021	---	---	---	---	4.28	---	---	---	---	---	---	---	---
				December 2021	---	---	---	---	4.30	---	---	---	---	---	---	---	---
				March 2022	---	---	---	---	4.32	---	---	---	---	---	---	---	---
GEK TERNA (CR)				(Contract Size: 100 Securities, Physical Delivery)													
9.57	9.35	9.47	-0.32%	June 2021	9.45	9.55	9.40	9.50	9.50	---	---	---	10.57	---	82	364	8,916
				September 2021	9.50	9.50	9.50	9.50	9.50	---	---	---	9.50	---	2	3	---
				December 2021	---	---	---	---	9.61	---	---	---	---	---	---	---	---
				March 2022	---	---	---	---	9.66	---	---	---	---	---	---	---	---
HELLENIC EXCHANGES-A.S.E. (CR)				(Contract Size: 100 Securities, Physical Delivery)													
4.255	4.165	4.165	-0.60%	June 2021	4.15	4.15	4.05	4.05	4.05	---	---	---	4.31	---	5	8	2,938
				September 2021	---	---	---	---	4.22	---	---	---	---	---	---	---	---
				December 2021	---	---	---	---	4.24	---	---	---	---	---	---	---	---
				March 2022	---	---	---	---	4.26	---	---	---	---	---	---	---	---
HELLENIC PETROLEUM (CR)				(Contract Size: 100 Securities, Physical Delivery)													
6.23	6.07	6.12	0.16%	June 2021	6.14	6.20	6.14	6.20	6.20	---	---	---	6.49	---	10	28	2,491
				September 2021	---	---	---	---	6.15	---	---	---	6.14	---	---	---	2
				December 2021	---	---	---	---	6.18	---	---	---	---	---	---	---	---
				March 2022	---	---	---	---	6.21	---	---	---	---	---	---	---	---
INTRACOM HOLDINGS (CR)				(Contract Size: 100 Securities, Physical Delivery)													
1.444	1.4	1.41	-0.28%	June 2021	1.42	1.43	1.42	1.42	1.42	---	---	---	1.56	---	17	47	3,574
				September 2021	---	---	---	---	1.42	---	---	---	1.39	---	---	---	150
				December 2021	---	---	---	---	1.43	---	---	---	---	---	---	---	---
				March 2022	---	---	---	---	1.44	---	---	---	---	---	---	---	---
JUMBO SA (CR)				(Contract Size: 100 Securities, Physical Delivery)													
15.25	14.7	15.15	3.06%	June 2021	14.99	15.28	14.88	15.27	15.27	---	---	---	16.90	---	61	158	1,489
				September 2021	14.91	14.91	14.91	14.91	14.91	---	---	---	15.35	---	1	1	79
				December 2021	---	---	---	---	14.87	---	---	---	---	---	---	---	---
				March 2022	---	---	---	---	14.94	---	---	---	---	---	---	---	---

Derivatives notes

Fixing prices and final open positions can be retrieved from the following path <http://www.helex.gr/el/web/guest/statistics-end-of-day-derivatives>

Underlying Asset				Derivatives Market													
Price max	Price min	Closing price	change	Delivery Month	Open price	Price max	Price min	Last price	Closing price	Last Bid	Last Ask	Fixing price*	Life high	Life low	Trades	Volume	Open Interest
LAMDA DEVELOPMENT SA (CR)				(Contract Size: 100 Securities, Physical Delivery)													
7.35	7.18	7.35	1.94%	June 2021	7.17	7.39	7.17	7.39	7.39	---	---	---	7.85	---	70	340	4,906
				September 2021	---	---	---	---	7.26	---	---	---	---	---	---	---	---
				December 2021	---	---	---	---	7.29	---	---	---	---	---	---	---	---
				March 2022	---	---	---	---	7.33	---	---	---	---	---	---	---	---
MARFIN INVESTMENT GROUP (CR)				(Contract Size: 100 Securities, Physical Delivery)													
0.0252	0.0242	0.0244	-0.41%	June 2021	0.025	0.026	0.025	0.026	0.026	---	---	---	0.037	---	14	1,112	41,928
				September 2021	---	---	---	---	0.025	---	---	---	---	---	---	---	---
				December 2021	---	---	---	---	0.025	---	---	---	---	---	---	---	---
				March 2022	---	---	---	---	0.025	---	---	---	---	---	---	---	---
MOTOR OIL (CR)				(Contract Size: 100 Securities, Physical Delivery)													
13.59	13.37	13.48	0.97%	June 2021	13.41	13.57	13.37	13.47	13.47	---	---	---	14.12	---	15	50	3,007
				September 2021	13.50	13.50	13.50	13.50	13.50	---	---	---	14.40	---	1	15	103
				December 2021	---	---	---	---	13.50	---	---	---	---	---	---	---	---
				March 2022	---	---	---	---	13.57	---	---	---	---	---	---	---	---
MYTILINEOS (CR)				(Contract Size: 100 Securities, Physical Delivery)													
15.39	14.9	15.39	3.29%	June 2021	15.00	15.35	15.00	15.35	15.35	---	---	---	15.87	---	83	351	5,547
				September 2021	14.89	14.89	14.89	14.89	14.89	---	---	---	15.68	---	2	7	414
				December 2021	---	---	---	---	15.07	---	---	---	---	---	---	---	---
				March 2022	---	---	---	---	15.15	---	---	---	---	---	---	---	---
NATIONAL BANK (CR)				(Contract Size: 100 Securities, Physical Delivery)													
2.47	2.346	2.432	2.62%	June 2021	2.36	2.47	2.34	2.44	2.44	---	---	---	2.78	---	356	6,338	41,086
				September 2021	2.42	2.47	2.42	2.43	2.43	---	---	---	2.55	---	9	216	296
				December 2021	---	---	---	---	2.40	---	---	---	---	---	---	---	---
				March 2022	---	---	---	---	2.41	---	---	---	---	---	---	---	---
OPAP (CR)				(Contract Size: 100 Securities, Physical Delivery)													
12.95	12.3	12.95	5.20%	June 2021	12.40	12.90	12.40	12.85	12.85	---	---	---	12.90	---	90	295	1,433
				September 2021	12.14	12.53	12.14	12.31	12.31	---	---	---	12.53	---	5	17	51
				December 2021	---	---	---	---	12.45	---	---	---	---	---	---	---	---
				March 2022	---	---	---	---	12.51	---	---	---	---	---	---	---	---
OTE (CR)				(Contract Size: 100 Securities, Physical Delivery)													
14.76	14.345	14.495	-0.41%	June 2021	14.67	14.76	14.38	14.50	14.50	---	---	---	14.94	---	65	461	4,111
				September 2021	14.05	14.05	14.05	14.05	14.05	---	---	---	14.30	---	1	2	79
				December 2021	---	---	---	---	14.72	---	---	---	---	---	---	---	---
				March 2022	---	---	---	---	14.79	---	---	---	---	---	---	---	---

Derivatives notes

Fixing prices and final open positions can be retrieved from the following path <http://www.helex.gr/el/web/guest/statistics-end-of-day-derivatives>

Underlying Asset				Derivatives Market													
Price max	Price min	Closing price	change	Delivery Month	Open price	Price max	Price min	Last price	Closing price	Last Bid	Last Ask	Fixing price*	Life high	Life low	Trades	Volume	Open Interest
P.P.A. S.A. (CR)				(Contract Size: 100 Securities, Physical Delivery)													
20.65	20.3	20.5	0.49%	June 2021	20.45	20.65	20.45	20.65	20.65	---	---	---	22.29	---	4	6	270
				September 2021	---	---	---	---	20.53	---	---	---	21.43	---	---	---	13
				December 2021	---	---	---	---	20.63	---	---	---	---	---	---	---	---
				March 2022	---	---	---	---	20.74	---	---	---	---	---	---	---	---
PIRAEUS FINANCIAL HOLD (CR)				(Contract Size: 6 Securities, Physical Delivery)													
1.51	1.454	1.49	0.20%	June 2021	1.48	1.51	1.46	1.49	1.49	---	---	---	3.12	---	144	15,541	503,393
				September 2021	1.49	1.49	1.47	1.48	1.48	---	---	---	1.77	---	4	100	1,051
				December 2021	---	---	---	---	1.50	---	---	---	1.79	---	---	---	23
				March 2022	---	---	---	---	1.51	---	---	---	---	---	---	---	---
PPC (CR)				(Contract Size: 100 Securities, Physical Delivery)													
9.275	9.03	9.03	-0.33%	June 2021	9.13	9.27	9.05	9.07	9.07	---	---	---	9.93	---	168	1,060	16,638
				September 2021	9.12	9.15	9.08	9.08	9.08	---	---	---	9.47	---	4	19	199
				December 2021	---	---	---	---	9.16	---	---	---	---	---	---	---	---
				March 2022	---	---	---	---	9.21	---	---	---	---	---	---	---	---
TERNA ENERGY (CR)				(Contract Size: 100 Securities, Physical Delivery)													
12.04	11.66	11.94	1.19%	June 2021	11.90	12.04	11.73	11.86	11.86	---	---	---	13.44	---	11	80	2,549
				September 2021	11.95	11.98	11.81	11.98	11.98	---	---	---	12.85	---	4	5	121
				December 2021	---	---	---	---	11.93	---	---	---	---	---	---	---	---
				March 2022	---	---	---	---	11.99	---	---	---	---	---	---	---	---
TITAN CEMENT (CB)				(Contract Size: 102 Securities, Physical Delivery)													
17.52	17.22	17.24	-1.49%	June 2021	17.40	17.40	17.36	17.36	17.36	---	---	---	18.00	---	5	22	732
				September 2021	---	---	---	---	17.61	---	---	---	17.36	---	---	---	64
				December 2021	---	---	---	---	17.70	---	---	---	---	---	---	---	---
				March 2022	---	---	---	---	17.79	---	---	---	---	---	---	---	---
VIOHALCO SA/NV (CB)				(Contract Size: 100 Securities, Physical Delivery)													
4.73	4.6	4.72	1.40%	June 2021	4.62	4.72	4.60	4.66	4.66	---	---	---	5.26	---	27	73	6,891
				September 2021	---	---	---	---	4.68	---	---	---	---	---	---	---	---
				December 2021	---	---	---	---	4.71	---	---	---	---	---	---	---	---
				March 2022	---	---	---	---	4.73	---	---	---	---	---	---	---	---

Derivatives notes

Fixing prices and final open positions can be retrieved from the following path <http://www.helex.gr/el/web/guest/statistics-end-of-day-derivatives>

FTSE/Athex Large Cap

(Trade Unit: 1 Index Point x 2€ - Exercise Style: European, Cash Settlement)

Exercise Price	Call Options														Put Options																		
	June 2021							July 2021							Other Months		June 2021							July 2021							Other Months		Exercise Price
	Open price	Price max	Price min	Last price	Closing price	Volume	Open Interest	Open price	Price max	Price min	Last price	Closing price	Volume	Open Interest	Volume	Open Interest	Open price	Price max	Price min	Last price	Closing price	Volume	Open Interest	Open price	Price max	Price min	Last price	Closing price	Volume	Open Interest	Volume	Open Interest	
1,200	0.00	0.00	0.00	-	902.00	-	-	-	-	-	-	-	-	-	-	0.00	0.00	0.00	-	0.01	-	-	-	-	-	-	-	-	-	-	-	1,200	
1,225	0.00	0.00	0.00	-	877.00	-	-	-	-	-	-	-	-	-	-	0.00	0.00	0.00	-	0.01	-	-	-	-	-	-	-	-	-	-	-	1,225	
1,250	0.00	0.00	0.00	-	852.00	-	-	-	-	-	-	-	-	-	-	0.00	0.00	0.00	-	0.01	-	-	-	-	-	-	-	-	-	-	-	1,250	
1,275	0.00	0.00	0.00	-	827.00	-	-	-	-	-	-	-	-	-	-	0.00	0.00	0.00	-	0.01	-	-	-	-	-	-	-	-	-	-	-	1,275	
1,300	0.00	0.00	0.00	-	802.00	-	-	-	-	-	-	-	-	-	-	0.00	0.00	0.00	-	0.01	-	-	-	-	-	-	-	-	-	-	-	1,300	
1,325	0.00	0.00	0.00	-	778.00	-	-	-	-	-	-	-	-	-	-	0.00	0.00	0.00	-	0.01	-	-	-	-	-	-	-	-	-	-	-	1,325	
1,350	0.00	0.00	0.00	-	753.00	-	-	-	-	-	-	-	-	-	-	0.00	0.00	0.00	-	0.01	-	-	-	-	-	-	-	-	-	-	-	1,350	
1,375	0.00	0.00	0.00	-	728.00	-	-	-	-	-	-	-	-	-	-	0.00	0.00	0.00	-	0.01	-	-	-	-	-	-	-	-	-	-	-	1,375	
1,400	0.00	0.00	0.00	-	703.00	-	-	-	-	-	-	-	-	-	-	0.00	0.00	0.00	-	0.01	-	-	-	-	-	-	-	-	-	-	-	1,400	
1,425	0.00	0.00	0.00	-	678.00	-	-	-	-	-	-	-	-	-	-	0.00	0.00	0.00	-	0.01	-	-	-	-	-	-	-	-	-	-	-	1,425	
1,450	0.00	0.00	0.00	-	653.00	-	-	-	-	-	-	-	-	-	-	0.00	0.00	0.00	-	0.01	-	-	-	-	-	-	-	-	-	-	-	1,450	
1,475	0.00	0.00	0.00	-	628.00	-	-	-	-	-	-	-	-	-	-	0.00	0.00	0.00	-	0.01	-	-	-	-	-	-	-	-	-	-	-	1,475	
1,500	0.00	0.00	0.00	-	603.00	-	-	-	-	-	-	-	-	-	-	0.00	0.00	0.00	-	0.01	-	-	-	-	-	-	-	-	-	-	-	1,500	
1,525	0.00	0.00	0.00	-	578.00	-	-	-	-	-	-	-	-	-	-	0.00	0.00	0.00	-	0.02	-	-	-	-	-	-	-	-	-	-	-	1,525	
1,550	0.00	0.00	0.00	-	553.00	-	-	-	-	-	-	-	-	-	-	0.00	0.00	0.00	-	0.01	-	-	-	-	-	-	-	-	-	-	-	1,550	
1,575	0.00	0.00	0.00	-	528.00	-	-	-	-	-	-	-	-	-	-	0.00	0.00	0.00	-	0.01	-	-	-	-	-	-	-	-	-	-	-	1,575	
1,600	0.00	0.00	0.00	-	503.00	-	-	-	-	-	-	-	-	-	-	0.00	0.00	0.00	-	0.02	-	-	-	-	-	-	-	-	-	-	-	1,600	
1,625	0.00	0.00	0.00	-	478.00	-	-	-	-	-	-	-	-	-	-	0.00	0.00	0.00	-	0.01	-	-	-	-	-	-	-	-	-	-	-	1,625	
1,650	0.00	0.00	0.00	-	453.00	-	-	-	-	-	-	-	-	-	-	0.00	0.00	0.00	-	0.01	-	-	-	-	-	-	-	-	-	-	-	1,650	
1,675	0.00	0.00	0.00	-	428.00	-	-	-	-	-	-	-	-	-	-	0.00	0.00	0.00	-	0.01	-	-	-	-	-	-	-	-	-	-	-	1,675	
1,700	0.00	0.00	0.00	-	403.00	-	-	-	-	-	-	-	-	-	-	0.00	0.00	0.00	-	0.03	-	-	-	-	-	-	-	-	-	-	-	1,700	
1,725	0.00	0.00	0.00	-	378.00	-	-	-	-	-	-	-	-	-	-	0.00	0.00	0.00	-	0.01	-	-	-	-	-	-	-	-	-	-	-	1,725	
1,750	0.00	0.00	0.00	-	353.00	-	-	-	-	-	-	-	-	-	-	0.00	0.00	0.00	-	0.01	-	-	-	-	-	-	-	-	-	-	-	1,750	
1,775	0.00	0.00	0.00	-	328.00	-	-	-	-	-	-	-	-	-	-	0.00	0.00	0.00	-	0.02	-	-	-	-	-	-	-	-	-	-	-	1,775	
1,800	0.00	0.00	0.00	-	303.00	-	-	-	-	-	-	-	-	-	-	0.00	0.00	0.00	-	0.06	-	-	-	-	-	-	-	-	-	-	-	1,800	
1,825	0.00	0.00	0.00	-	278.00	-	-	-	-	-	-	-	-	-	-	0.00	0.00	0.00	-	0.13	-	-	-	-	-	-	-	-	-	-	-	1,825	
1,850	0.00	0.00	0.00	-	253.00	-	-	-	-	-	-	-	-	-	-	0.00	0.00	0.00	-	0.30	-	-	-	-	-	-	-	-	-	-	-	1,850	
1,875	0.00	0.00	0.00	-	229.00	-	-	-	-	-	-	-	-	-	-	0.00	0.00	0.00	-	0.62	-	-	-	-	-	-	-	-	-	-	-	1,875	
1,900	0.00	0.00	0.00	-	204.00	-	-	-	-	-	-	-	-	-	-	0.00	0.00	0.00	-	1.20	-	-	-	-	-	-	-	-	-	-	-	1,900	
1,925	0.00	0.00	0.00	-	181.00	-	-	0.00	0.00	0.00	-	167.00	-	-	0.00	0.00	0.00	-	2.20	-	-	0.00	0.00	0.00	-	14.75	-	-	-	-	1,925		
1,950	0.00	0.00	0.00	-	157.00	-	-	0.00	0.00	0.00	-	147.00	-	-	0.00	0.00	0.00	-	3.90	-	-	0.00	0.00	0.00	-	20.00	-	2	-	-	1,950		
1,975	0.00	0.00	0.00	-	135.00	-	-	0.00	0.00	0.00	-	128.00	-	-	0.00	0.00	0.00	-	6.50	-	-	0.00	0.00	0.00	-	26.25	-	1	-	-	1,975		
2,000	0.00	0.00	0.00	-	114.00	-	-	0.00	0.00	0.00	-	111.00	-	-	10.00	0.00	10.00	10.00	10.00	10.00	1	50	0.00	0.00	0.00	-	33.75	-	1	-	2,000		
2,050	108.00	108.00	108.00	108.00	108.00	20	55	0.00	0.00	0.00	-	80.50	-	-	20.00	108.00	15.00	19.75	19.75	46	47	0.00	0.00	0.00	-	53.50	-	-	-	-	2,050		
2,100	72.00	72.00	72.00	72.00	72.00	2	55	0.00	0.00	0.00	-	56.00	-	20	36.00	72.00	32.00	32.00	32.00	20	143	0.00	0.00	0.00	-	79.00	-	-	-	-	2,100		
2,150	39.00	39.00	39.00	39.00	39.00	10	64	0.00	0.00	0.00	-	37.50	-	21	65.50	39.00	65.50	65.50	65.50	2	150	0.00	0.00	0.00	-	110.00	-	20	-	-	2,150		

FTSE/Athex Large Cap

(Trade Unit: 1 Index Point x 2€ - Exercise Style: European, Cash Settlement)

Call Options														Put Options																			
Exercise Price	June 2021							July 2021							Other Months		June 2021							July 2021							Other Months		Exercise Price
	Open price	Price max	Price min	Last price	Closing price	Volume	Open Interest	Open price	Price max	Price min	Last price	Closing price	Volume	Open Interest	Volume	Open Interest	Open price	Price max	Price min	Last price	Closing price	Volume	Open Interest	Open price	Price max	Price min	Last price	Closing price	Volume	Open Interest	Volume	Open Interest	
2,200	19.25	20.25	19.25	20.25	20.25	2	77	0.00	0.00	0.00	-	24.00	-	-			0.00	20.25	0.00	-	109.00	-	102	0.00	0.00	0.00	-	146.00	-	-			2,200
2,250	0.00	0.00	0.00	-	5.90	-	38	0.00	0.00	0.00	-	14.75	-	-			0.00	0.00	0.00	-	152.00	-	22	0.00	0.00	0.00	-	187.00	-	-			2,250
2,300	0.00	0.00	0.00	-	2.40	-	100	0.00	0.00	0.00	-	8.60	-	-			0.00	0.00	0.00	-	199.00	-	80	0.00	0.00	0.00	-	231.00	-	-			2,300
2,350	0.00	0.00	0.00	-	0.86	-	-	0.00	0.00	0.00	-	4.80	-	-			0.00	0.00	0.00	-	247.00	-	-	0.00	0.00	0.00	-	277.00	-	-			2,350
2,400	0.00	0.00	0.00	-	0.28	-	-	0.00	0.00	0.00	-	2.60	-	-			0.00	0.00	0.00	-	296.00	-	-	0.00	0.00	0.00	-	324.00	-	-			2,400
2,450	0.00	0.00	0.00	-	0.08	-	-	0.00	0.00	0.00	-	1.30	-	-			0.00	0.00	0.00	-	346.00	-	-	0.00	0.00	0.00	-	373.00	-	-			2,450
Totals:						34	389						0	41	0	0						69	594					0	24	0	0		
Number of Trades:						5							0		0							9						0		0			

ALPHA SERVICES HOLD (CR)

(Contract Size: 100 Securities, Exercise Style: American, Physical Delivery)

Call Options														Put Options																		
June 2021							July 2021							Other Months		June 2021							July 2021							Other Months		Exercise Price
Open price	Price max	Price min	Last price	Closing price	Volume	Open Interest	Open price	Price max	Price min	Last price	Closing price	Volume	Open Interest	Volume	Open Interest	Open price	Price max	Price min	Last price	Closing price	Volume	Open Interest	Open price	Price max	Price min	Last price	Closing price	Volume	Open Interest	Volume	Open Interest	
0.150	0.000	0.000	0.000	0.890	-	-										0.000	0.000	0.000	0.002	-	-											0.002
0.200	0.000	0.000	0.000	0.840	-	-										0.000	0.000	0.000	0.001	-	-											0.002
0.250	0.000	0.000	0.000	0.790	-	-										0.000	0.000	0.000	0.002	-	-											0.003
0.300	0.000	0.000	0.000	0.740	-	-										0.000	0.000	0.000	0.001	-	-											0.003
0.350	0.000	0.000	0.000	0.690	-	-										0.000	0.000	0.000	0.002	-	-											0.004
0.400	0.000	0.000	0.000	0.641	-	-										0.000	0.000	0.000	0.004	-	-											0.004
0.450	0.000	0.000	0.000	0.591	-	-										0.000	0.000	0.000	0.001	-	-											0.005
0.500	0.000	0.000	0.000	0.541	-	-										0.000	0.000	0.000	0.001	-	-											0.005
0.550	0.000	0.000	0.000	0.491	-	-										0.000	0.000	0.000	0.001	-	-											0.006
0.600	0.000	0.000	0.000	0.441	-	-										0.000	0.000	0.000	0.002	-	-											0.006
0.650	0.000	0.000	0.000	0.391	-	-	0.000	0.000	0.000	0.396	-	-				0.000	0.000	0.000	0.001	-	-	0.000	0.000	0.000	0.004	-	-					0.007
0.700	0.000	0.000	0.000	0.342	-	-	0.000	0.000	0.000	0.350	-	-				0.000	0.000	0.000	0.001	-	-	0.000	0.000	0.000	0.008	-	-					0.007
0.750	0.000	0.000	0.000	0.293	-	-	0.000	0.000	0.000	0.306	-	-				0.000	0.000	0.000	0.002	-	-	0.000	0.000	0.000	0.014	-	-					0.008
0.800	0.000	0.000	0.000	0.246	-	-	0.000	0.000	0.000	0.266	-	-				0.000	0.000	0.000	0.005	-	-	0.000	0.000	0.000	0.024	-	-					0.008
0.850	0.000	0.000	0.000	0.202	-	-	0.000	0.000	0.000	0.228	-	-				0.000	0.000	0.000	0.011	-	-	0.000	0.000	0.000	0.036	-	-					0.009
0.900	0.000	0.000	0.000	0.162	-	-	0.000	0.000	0.000	0.194	-	-				0.000	0.000	0.000	0.021	-	-	0.000	0.000	0.000	0.051	-	-					0.009
0.950	0.000	0.000	0.000	0.126	-	-	0.000	0.000	0.000	0.163	-	-				0.000	0.000	0.000	0.035	-	-	0.000	0.000	0.000	0.070	-	-					0.010
1.000	0.000	0.000	0.000	0.096	-	-	0.000	0.000	0.000	0.137	-	-				0.000	0.000	0.000	0.055	-	-	0.000	0.000	0.000	0.094	-	-					0.010
1.100	0.000	0.000	0.000	0.051	-	-	0.000	0.000	0.000	0.093	-	-				0.000	0.000	0.000	0.110	-	-	0.000	0.000	0.000	0.150	-	-					0.011
1.200	0.000	0.000	0.000	0.025	-	-	0.000	0.000	0.000	0.062	-	-				0.000	0.000	0.000	0.184	-	-	0.000	0.000	0.000	0.219	-	-					0.012
1.300	0.000	0.000	0.000	0.011	-	10	0.000	0.000	0.000	0.040	-	-				0.000	0.000	0.000	0.270	-	-	0.000	0.000	0.000	0.297	-	-					0.013
1.400	0.000	0.000	0.000	0.005	-	-	0.000	0.000	0.000	0.025	-	-				0.000	0.000	0.000	0.363	-	-	0.000	0.000	0.000	0.382	-	-					0.014
1.500	0.000	0.000	0.000	0.002	-	-	0.000	0.000	0.000	0.016	-	-				0.000	0.000	0.000	0.461	-	-	0.000	0.000	0.000	0.473	-	-					0.015
1.600	0.000	0.000	0.000	0.001	-	-	0.000	0.000	0.000	0.010	-	-				0.000	0.000	0.000	0.560	-	-	0.000	0.000	0.000	0.567	-	-					0.016
1.700	0.000	0.000	0.000	0.003	-	-	0.000	0.000	0.000	0.006	-	-				0.000	0.000	0.000	0.660	-	-	0.000	0.000	0.000	0.663	-	-					0.017
1.800	0.000	0.000	0.000	0.001	-	-	0.000	0.000	0.000	0.004	-	-				0.000	0.000	0.000	0.760	-	-	0.000	0.000	0.000	0.761	-	-					0.018
Totals:					0	10							0	0	0							0	0									0
Number of Trades:					0								0	0								0.00										0

NATIONAL BANK (CR)

(Contract Size: 100 Securities, Exercise Style: American, Physical Delivery)

Call Options														Put Options																		
June 2021							July 2021							Other Months		June 2021							July 2021							Other Months		Exercise Price
Open price	Price max	Price min	Last price	Closing price	Volume	Open Interest	Open price	Price max	Price min	Last price	Closing price	Volume	Open Interest	Volume	Open Interest	Open price	Price max	Price min	Last price	Closing price	Volume	Open Interest	Open price	Price max	Price min	Last price	Closing price	Volume	Open Interest	Volume	Open Interest	
0.650	0.000	0.000	0.000	1.72	-	-										0.000	0.000	0.000	0.001	-	-											0.007
0.700	0.000	0.000	0.000	1.67	-	-										0.000	0.000	0.000	0.001	-	-											0.007
0.750	0.000	0.000	0.000	1.62	-	-										0.000	0.000	0.000	0.001	-	-											0.008
0.800	0.000	0.000	0.000	1.57	-	-										0.000	0.000	0.000	0.001	-	-											0.008
0.850	0.000	0.000	0.000	1.52	-	-										0.000	0.000	0.000	0.001	-	-											0.009
0.900	0.000	0.000	0.000	1.47	-	-										0.000	0.000	0.000	0.001	-	-											0.009
0.950	0.000	0.000	0.000	1.42	-	-										0.000	0.000	0.000	0.001	-	-											0.010
1.000	0.000	0.000	0.000	1.37	-	-										0.000	0.000	0.000	0.001	-	-											0.010
1.100	0.000	0.000	0.000	1.27	-	-										0.000	0.000	0.000	0.001	-	-											0.011
1.200	0.000	0.000	0.000	1.17	-	-										0.000	0.000	0.000	0.001	-	-											0.012
1.300	0.000	0.000	0.000	1.07	-	-										0.000	0.000	0.000	0.001	-	-											0.013
1.400	0.000	0.000	0.000	0.972	-	-										0.000	0.000	0.000	0.001	-	-											0.014
1.500	0.000	0.000	0.000	0.872	-	-										0.000	0.000	0.000	0.001	-	-											0.015
1.600	0.000	0.000	0.000	0.772	-	-										0.000	0.000	0.000	0.001	-	-											0.016
1.700	0.000	0.000	0.000	0.673	-	-	0.000	0.000	0.000		0.683	-	-			0.000	0.000	0.000	0.001	-	-	0.000	0.000	0.000		0.008	-	-			0.017	
1.800	0.000	0.000	0.000	0.574	-	-	0.000	0.000	0.000		0.592	-	-			0.000	0.000	0.000	0.002	-	-	0.000	0.000	0.000		0.017	-	-			0.018	
1.900	0.000	0.000	0.000	0.479	-	-	0.000	0.000	0.000		0.505	-	-			0.000	0.000	0.000	0.006	-	-	0.000	0.000	0.000		0.030	-	-			0.019	
2.000	0.000	0.000	0.000	0.387	-	-	0.000	0.000	0.000		0.424	-	-			0.000	0.000	0.000	0.015	-	-	0.000	0.000	0.000		0.049	-	-			0.020	
2.200	0.000	0.000	0.000	0.229	-	-	0.000	0.000	0.000		0.287	-	-			0.000	0.000	0.000	0.056	-	-	0.000	0.000	0.000		0.111	-	-			0.022	
2.400	0.000	0.000	0.000	0.117	-	-	0.000	0.000	0.000		0.182	-	-			0.000	0.000	0.000	0.144	-	-	0.000	0.000	0.000		0.206	-	-			0.024	
2.600	0.000	0.000	0.000	0.051	-	5	0.000	0.000	0.000		0.110	-	-			0.000	0.000	0.000	0.278	-	-	0.000	0.000	0.000		0.334	-	-			0.026	
2.800	0.000	0.000	0.000	0.019	-	-	0.000	0.000	0.000		0.062	-	-			0.000	0.000	0.000	0.446	-	-	0.000	0.000	0.000		0.486	-	-			0.028	
3.000	0.000	0.000	0.000	0.006	-	-	0.000	0.000	0.000		0.034	-	-			0.000	0.000	0.000	0.634	-	-	0.000	0.000	0.000		0.658	-	-			0.030	
3.200	0.000	0.000	0.000	0.002	-	-	0.000	0.000	0.000		0.018	-	-			0.000	0.000	0.000	0.830	-	-	0.000	0.000	0.000		0.842	-	-			0.032	
3.400	0.000	0.000	0.000	0.001	-	-	0.000	0.000	0.000		0.009	-	-			0.000	0.000	0.000	1.03	-	-	0.000	0.000	0.000		1.03	-	-			0.034	
3.600	0.000	0.000	0.000	0.001	-	-	0.000	0.000	0.000		0.004	-	-			0.000	0.000	0.000	1.23	-	-	0.000	0.000	0.000		1.23	-	-			0.036	
3.800	0.000	0.000	0.000	0.001	-	-	0.000	0.000	0.000		0.002	-	-			0.000	0.000	0.000	1.43	-	-	0.000	0.000	0.000		1.43	-	-			0.038	
Totals:					0	5					0	0		0	0							0	0					0	0	0	300	
Number of Trades:					0						0		0				0.00						0						0			

OPAP (CR)

(Contract Size: 100 Securities, Exercise Style: American, Physical Delivery)

Call Options														Put Options																						
June 2021							July 2021							Other Months		June 2021							July 2021							Other Months						
Exercise Price	Open price	Price max	Price min	Last price	Closing price	Volume	Open Interest	Open price	Price max	Price min	Last price	Closing price	Volume	Open Interest	Volume	Open Interest	Open price	Price max	Price min	Last price	Closing price	Volume	Open Interest	Open price	Price max	Price min	Last price	Closing price	Volume	Open Interest	Volume	Open Interest	Exercise Price			
4.800	0.000	0.000	0.000		7.52	-	-						-	-			0.000	0.000	0.000		0.001	-	-						-	-			0.048			
5.200	0.000	0.000	0.000		7.12	-	-						-	-			0.000	0.000	0.000		0.001	-	-						-	-			0.052			
5.600	0.000	0.000	0.000		6.72	-	-						-	-			0.000	0.000	0.000		0.001	-	-						-	-			0.056			
6.000	0.000	0.000	0.000		6.32	-	-						-	-			0.000	0.000	0.000		0.001	-	-						-	-			0.060			
6.400	0.000	0.000	0.000		5.92	-	-						-	-			0.000	0.000	0.000		0.001	-	-						-	-			0.064			
6.800	0.000	0.000	0.000		5.52	-	-						-	-			0.000	0.000	0.000		0.001	-	-						-	-			0.068			
7.200	0.000	0.000	0.000		5.12	-	-						-	-			0.000	0.000	0.000		0.001	-	-						-	-			0.072			
7.600	0.000	0.000	0.000		4.72	-	-						-	-			0.000	0.000	0.000		0.001	-	-						-	-			0.076			
8.000	0.000	0.000	0.000		4.32	-	-						-	-			0.000	0.000	0.000		0.001	-	-						-	-			0.080			
8.400	0.000	0.000	0.000		3.92	-	-						-	-			0.000	0.000	0.000		0.001	-	-						-	-			0.084			
8.800	0.000	0.000	0.000		3.52	-	-	0.000	0.000	0.000		3.54	-	-			0.000	0.000	0.000		0.001	-	-	0.000	0.000	0.000		0.001	-	-			0.088			
9.200	0.000	0.000	0.000		3.12	-	-	0.000	0.000	0.000		3.14	-	-			0.000	0.000	0.000		0.001	-	-	0.000	0.000	0.000		0.003	-	-			0.092			
9.600	0.000	0.000	0.000		2.72	-	-	0.000	0.000	0.000		2.75	-	-			0.000	0.000	0.000		0.001	-	-	0.000	0.000	0.000		0.009	-	-			0.096			
10.000	0.000	0.000	0.000		2.32	-	-	0.000	0.000	0.000		2.36	-	-			0.000	0.000	0.000		0.001	-	-	0.000	0.000	0.000		0.022	-	-			0.100			
11.000	0.000	0.000	0.000		1.35	-	-	0.000	0.000	0.000		1.47	-	-			0.000	0.000	0.000		0.022	-	-	0.000	0.000	0.000		0.130	-	-			0.110			
12.000	0.000	0.000	0.000		0.542	-	-	0.000	0.000	0.000		0.778	-	-			0.000	0.000	0.000		0.217	-	50	0.000	0.000	0.000		0.436	-	-			0.120			
13.000	0.162	0.162	0.162	0.162	0.162	5	5	0.000	0.000	0.000		0.343	-	-			0.000	0.000	0.000		0.804	-	-	0.000	0.000	0.000		1.00	-	-			0.130			
14.000	0.000	0.000	0.000		0.016	-	5	0.091	0.091	0.091	0.091	0.091	5	-			0.000	0.000	0.000		1.70	-	-	0.000	0.000	0.000		1.79	-	-			0.140			
15.000	0.000	0.000	0.000		0.001	-	-	0.000	0.000	0.000		0.038	-	-			0.000	0.000	0.000		2.69	-	-	0.000	0.000	0.000		2.71	-	-			0.150			
16.000	0.000	0.000	0.000		0.001	-	-	0.000	0.000	0.000		0.010	-	-			0.000	0.000	0.000		3.69	-	-	0.000	0.000	0.000		3.69	-	-			0.160			
17.000	0.000	0.000	0.000		0.001	-	-	0.000	0.000	0.000		0.002	-	-			0.000	0.000	0.000		4.69	-	-	0.000	0.000	0.000		4.69	-	-			0.170			
18.000	0.000	0.000	0.000		0.001	-	-	0.000	0.000	0.000		0.001	-	-			0.000	0.000	0.000		5.69	-	-	0.000	0.000	0.000		5.69	-	-			0.180			
Totals:						5	10						5	0	0	0													5	50			0	5	0	0
Number of Trades:							1						1		0															0.00				0	0	

OTE (CR)

(Contract Size: 100 Securities, Exercise Style: American, Physical Delivery)

Call Options														Put Options																				
Exercise Price	June 2021						July 2021						Other Months		June 2021						July 2021						Other Months		Exercise Price					
	Open price	Price max	Price min	Last price	Closing price	Volume	Open Interest	Open price	Price max	Price min	Last price	Closing price	Volume	Open Interest	Volume	Open Interest	Open price	Price max	Price min	Last price	Closing price	Volume	Open Interest	Open price	Price max	Price min	Last price	Closing price		Volume	Open Interest	Volume	Open Interest	
8.400	0.000	0.000	0.000		6.17	-	-						-	-			0.000	0.000	0.000		0.001	-	-					-	-			0.084		
8.800	0.000	0.000	0.000		5.77	-	-						-	-			0.000	0.000	0.000		0.001	-	-					-	-			0.088		
9.200	0.000	0.000	0.000		5.37	-	-						-	-			0.000	0.000	0.000		0.001	-	-					-	-			0.092		
9.600	0.000	0.000	0.000		4.97	-	-	0.000	0.000	0.000		4.99	-	-			0.000	0.000	0.000		0.001	-	-	0.000	0.000	0.000		0.001	-	-		0.096		
10.000	0.000	0.000	0.000		4.57	-	-	0.000	0.000	0.000		4.59	-	-			0.000	0.000	0.000		0.001	-	-	0.000	0.000	0.000		0.001	-	-		0.100		
11.000	0.000	0.000	0.000		3.57	-	-	0.000	0.000	0.000		3.59	-	-			0.000	0.000	0.000		0.001	-	-	0.000	0.000	0.000		0.001	-	-		0.110		
12.000	0.000	0.000	0.000		2.58	-	-	0.000	0.000	0.000		2.61	-	-			0.000	0.000	0.000		0.001	-	-	0.000	0.000	0.000		0.013	-	-		0.120		
13.000	0.000	0.000	0.000		1.59	-	-	0.000	0.000	0.000		1.68	-	-			0.000	0.000	0.000		0.012	-	20	0.000	0.000	0.000		0.085	-	-		0.130		
14.000	0.000	0.000	0.000		0.721	-	2	0.000	0.000	0.000		0.926	-	-			0.000	0.000	0.000		0.143	-	-	0.000	0.000	0.000		0.328	-	-		0.140		
15.000	0.000	0.000	0.000		0.201	-	18	0.000	0.000	0.000		0.416	-	4			0.000	0.000	0.000		0.624	-	-	0.000	0.000	0.000		0.818	-	-		0.150		
16.000	0.000	0.000	0.000		0.030	-	13	0.000	0.000	0.000		0.154	-	5			0.000	0.000	0.000		1.46	-	-	0.000	0.000	0.000		1.56	-	-		0.160		
17.000	0.000	0.000	0.000		0.002	-	-	0.000	0.000	0.000		0.046	-	-			0.000	0.000	0.000		2.44	-	-	0.000	0.000	0.000		2.46	-	-		0.170		
18.000	0.000	0.000	0.000		0.001	-	-	0.000	0.000	0.000		0.011	-	-			0.000	0.000	0.000		3.44	-	-	0.000	0.000	0.000		3.44	-	-		0.180		
19.000	0.000	0.000	0.000		0.001	-	-	0.000	0.000	0.000		0.002	-	-			0.000	0.000	0.000		4.44	-	-	0.000	0.000	0.000		4.44	-	-		0.190		
20.000	0.000	0.000	0.000		0.001	-	-	0.000	0.000	0.000		0.001	-	-			0.000	0.000	0.000		5.44	-	-	0.000	0.000	0.000		5.44	-	-		0.200		
Totals:						0	33					0	9	0	0							0	20								0	5	0	0
Number of Trades:						0						0		0								0.00								0		0		

PIRAEUS FINANCIAL HOLD (CR)

(Contract Size: 100 Securities, Exercise Style: American, Physical Delivery)

Call Options														Put Options																		
June 2021							July 2021							Other Months		June 2021							July 2021							Other Months		Exercise Price
Open price	Price max	Price min	Last price	Closing price	Volume	Open Interest	Open price	Price max	Price min	Last price	Closing price	Volume	Open Interest	Volume	Open Interest	Open price	Price max	Price min	Last price	Closing price	Volume	Open Interest	Open price	Price max	Price min	Last price	Closing price	Volume	Open Interest	Volume	Open Interest	
0.150	0.000	0.000	0.000	1.34	-	-										0.000	0.000	0.000	0.001	-	-											0.002
0.200	0.000	0.000	0.000	1.29	-	-										0.000	0.000	0.000	0.002	-	-											0.002
0.250	0.000	0.000	0.000	1.24	-	-										0.000	0.000	0.000	0.004	-	-											0.003
0.300	0.000	0.000	0.000	1.19	-	-										0.000	0.000	0.000	0.008	-	-											0.003
0.350	0.000	0.000	0.000	1.14	-	-										0.000	0.000	0.000	0.014	-	-											0.004
0.400	0.000	0.000	0.000	1.09	-	-										0.000	0.000	0.000	0.020	-	-											0.004
0.450	0.000	0.000	0.000	1.04	-	-										0.000	0.000	0.000	0.029	-	-											0.005
0.500	0.000	0.000	0.000	0.991	-	-										0.000	0.000	0.000	0.039	-	-											0.005
0.550	0.000	0.000	0.000	0.941	-	-										0.000	0.000	0.000	0.050	-	-											0.006
0.600	0.000	0.000	0.000	0.891	-	-										0.000	0.000	0.000	0.064	-	-											0.006
0.650	0.000	0.000	0.000	0.841	-	-										0.000	0.000	0.000	0.079	-	-											0.007
0.700	0.000	0.000	0.000	0.791	-	-										0.000	0.000	0.000	0.094	-	-											0.007
0.750	0.000	0.000	0.000	0.741	-	-										0.000	0.000	0.000	0.001	-	-											0.008
0.800	0.000	0.000	0.000	0.691	-	-										0.000	0.000	0.000	0.001	-	-											0.008
0.850	0.000	0.000	0.000	0.641	-	-										0.000	0.000	0.000	0.002	-	-											0.009
0.900	0.000	0.000	0.000	0.592	-	-										0.000	0.000	0.000	0.003	-	-											0.009
0.950	0.000	0.000	0.000	0.542	-	-										0.000	0.000	0.000	0.001	-	-											0.010
1.000	0.000	0.000	0.000	0.493	-	-	0.000	0.000	0.000		0.507	-	-			0.000	0.000	0.000	0.002	-	-	0.000	0.000	0.000	0.014	-	-				0.010	
1.100	0.000	0.000	0.000	0.399	-	-	0.000	0.000	0.000		0.422	-	-			0.000	0.000	0.000	0.008	-	-	0.000	0.000	0.000	0.029	-	-					0.011
1.200	0.000	0.000	0.000	0.311	-	-	0.000	0.000	0.000		0.346	-	-			0.000	0.000	0.000	0.020	-	-	0.000	0.000	0.000	0.052	-	-					0.012
1.300	0.000	0.000	0.000	0.234	-	-	0.000	0.000	0.000		0.278	-	-			0.000	0.000	0.000	0.042	-	-	0.000	0.000	0.000	0.085	-	-					0.013
1.400	0.000	0.000	0.000	0.168	-	-	0.000	0.000	0.000		0.220	-	-			0.000	0.000	0.000	0.076	-	-	0.000	0.000	0.000	0.127	-	-					0.014
1.500	0.000	0.000	0.000	0.117	-	-	0.000	0.000	0.000		0.172	-	-			0.000	0.000	0.000	0.125	-	-	0.000	0.000	0.000	0.178	-	-					0.015
1.600	0.000	0.000	0.000	0.078	-	-	0.000	0.000	0.000		0.133	-	-			0.000	0.000	0.000	0.187	-	-	0.000	0.000	0.000	0.239	-	-					0.016
1.700	0.000	0.000	0.000	0.051	-	-	0.000	0.000	0.000		0.102	-	-			0.000	0.000	0.000	0.259	-	-	0.000	0.000	0.000	0.308	-	-					0.017
1.800	0.000	0.000	0.000	0.032	-	-	0.000	0.000	0.000		0.077	-	-			0.000	0.000	0.000	0.340	-	-	0.000	0.000	0.000	0.383	-	-					0.018
1.900	0.000	0.000	0.000	0.019	-	-	0.000	0.000	0.000		0.057	-	-			0.000	0.000	0.000	0.428	-	-	0.000	0.000	0.000	0.463	-	-					0.019
2.000	0.000	0.000	0.000	0.011	-	-	0.000	0.000	0.000		0.043	-	-			0.000	0.000	0.000	0.520	-	-	0.000	0.000	0.000	0.549	-	-					0.020
2.200	0.000	0.000	0.000	0.004	-	-	0.000	0.000	0.000		0.023	-	-			0.000	0.000	0.000	0.712	-	-	0.000	0.000	0.000	0.729	-	-					0.022
2.400	0.000	0.000	0.000	0.001	-	-	0.000	0.000	0.000		0.013	-	-			0.000	0.000	0.000	0.910	-	-	0.000	0.000	0.000	0.919	-	-					0.024
2.600	0.000	0.000	0.000	0.001	-	-	0.000	0.000	0.000		0.007	-	-			0.000	0.000	0.000	1.11	-	-	0.000	0.000	0.000	1.11	-	-					0.026
2.800	0.000	0.000	0.000	0.001	-	-	0.000	0.000	0.000		0.003	-	-			0.000	0.000	0.000	1.31	-	-	0.000	0.000	0.000	1.31	-	-					0.028
3.000	0.000	0.000	0.000	0.001	-	-	0.000	0.000	0.000		0.002	-	-			0.000	0.000	0.000	1.51	-	-	0.000	0.000	0.000	1.51	-	-					0.030
3.200	0.000	0.000	0.000	0.001	-	-	0.000	0.000	0.000		0.001	-	-			0.000	0.000	0.000	1.71	-	-	0.000	0.000	0.000	1.71	-	-					0.032
3.400	0.000	0.000	0.000	0.001	-	-	0.000	0.000	0.000		0.001	-	-			0.000	0.000	0.000	1.91	-	-	0.000	0.000	0.000	1.91	-	-					0.034
3.600	0.000	0.000	0.000	0.001	-	-	0.000	0.000	0.000		0.001	-	-			0.000	0.000	0.000	2.11	-	-	0.000	0.000	0.000	2.11	-	-					0.036

PIRAEUS FINANCIAL HOLD (CR)

(Contract Size: 100 Securities, Exercise Style: American, Physical Delivery)

Call Options														Put Options																			
Exercise Price	June 2021						July 2021						Other Months		June 2021						July 2021						Other Months		Exercise Price				
	Open price	Price max	Price min	Last price	Closing price	Volume	Open Interest	Open price	Price max	Price min	Last price	Closing price	Volume	Open Interest	Volume	Open Interest	Open price	Price max	Price min	Last price	Closing price	Volume	Open Interest	Open price	Price max	Price min	Last price	Closing price		Volume	Open Interest	Volume	Open Interest
3.800	0.000	0.000	0.000		0.206	-	-	0.000	0.000	0.000		0.001	-	-			0.000	0.000	0.000		2.31	-	-	0.000	0.000	0.000		2.31	-	-			0.038
4.000	0.000	0.000	0.000		0.191	-	-	0.000	0.000	0.000		0.001	-	-			0.000	0.000	0.000		2.51	-	-	0.000	0.000	0.000		2.51	-	-			0.040
4.400	0.000	0.000	0.000		0.162	-	-	0.000	0.000	0.000		0.001	-	-			0.000	0.000	0.000		2.91	-	-	0.000	0.000	0.000		2.91	-	-			0.044
4.800	0.000	0.000	0.000		0.140	-	-	0.000	0.000	0.000		0.001	-	-			0.000	0.000	0.000		3.31	-	-	0.000	0.000	0.000		3.31	-	-			0.048
5.200	0.000	0.000	0.000		0.123	-	-	0.000	0.000	0.000		0.271	-	-			0.000	0.000	0.000		3.71	-	-	0.000	0.000	0.000		3.71	-	-			0.052
5.600	0.000	0.000	0.000		0.107	-	-	0.000	0.000	0.000		0.248	-	-			0.000	0.000	0.000		4.11	-	-	0.000	0.000	0.000		4.11	-	-			0.056
6.000	0.000	0.000	0.000		0.091	-	-	0.000	0.000	0.000		0.226	-	-			0.000	0.000	0.000		4.51	-	-	0.000	0.000	0.000		4.51	-	-			0.060
6.400	0.000	0.000	0.000		0.082	-	-	0.000	0.000	0.000		0.208	-	-			0.000	0.000	0.000		4.91	-	-	0.000	0.000	0.000		4.91	-	-			0.064
6.800	0.000	0.000	0.000		0.074	-	-	0.000	0.000	0.000		0.196	-	-			0.000	0.000	0.000		5.31	-	-	0.000	0.000	0.000		5.31	-	-			0.068
Totals:						0	0							0	0	0	0							0	0	0	0						
Number of Trades:						0							0	0							0.00							0	0				

PPC (CR)

(Contract Size: 100 Securities, Exercise Style: American, Physical Delivery)

Call Options															Put Options																		
June 2021							July 2021							Other Months		June 2021							July 2021							Other Months		Exercise Price	
Open price	Price max	Price min	Last price	Closing price	Volume	Open Interest	Open price	Price max	Price min	Last price	Closing price	Volume	Open Interest	Volume	Open Interest	Open price	Price max	Price min	Last price	Closing price	Volume	Open Interest	Open price	Price max	Price min	Last price	Closing price	Volume	Open Interest	Volume	Open Interest		
2.400	0.000	0.000	0.000	6.66	-	-										0.000	0.000	0.000	0.002	-	-											0.024	
2.600	0.000	0.000	0.000	6.46	-	-										0.000	0.000	0.000	0.001	-	-											0.026	
2.800	0.000	0.000	0.000	6.26	-	-										0.000	0.000	0.000	0.001	-	-											0.028	
3.000	0.000	0.000	0.000	6.06	-	-										0.000	0.000	0.000	0.001	-	-											0.030	
3.200	0.000	0.000	0.000	5.86	-	-										0.000	0.000	0.000	0.001	-	-											0.032	
3.400	0.000	0.000	0.000	5.66	-	-										0.000	0.000	0.000	0.001	-	-											0.034	
3.600	0.000	0.000	0.000	5.46	-	-										0.000	0.000	0.000	0.001	-	-											0.036	
3.800	0.000	0.000	0.000	5.26	-	-										0.000	0.000	0.000	0.001	-	-											0.038	
4.000	0.000	0.000	0.000	5.07	-	-										0.000	0.000	0.000	0.001	-	-											0.040	
4.400	0.000	0.000	0.000	4.67	-	-										0.000	0.000	0.000	0.001	-	-											0.044	
4.800	0.000	0.000	0.000	4.27	-	-										0.000	0.000	0.000	0.001	-	-											0.048	
5.200	0.000	0.000	0.000	3.87	-	-										0.000	0.000	0.000	0.001	-	-											0.052	
5.600	0.000	0.000	0.000	3.47	-	-										0.000	0.000	0.000	0.001	-	-											0.056	
6.000	0.000	0.000	0.000	3.07	-	-										0.000	0.000	0.000	0.001	-	-											0.060	
6.400	0.000	0.000	0.000	2.67	-	-										0.000	0.000	0.000	0.001	-	-											0.064	
6.800	0.000	0.000	0.000	2.27	-	-	0.000	0.000	0.000		2.28	-	-			0.000	0.000	0.000	0.001	-	-	0.000	0.000	0.000	0.003	-	-					0.068	
7.200	0.000	0.000	0.000	1.87	-	-	0.000	0.000	0.000		1.89	-	-			0.000	0.000	0.000	0.001	-	-	0.000	0.000	0.000	0.010	-	-					0.072	
7.600	0.000	0.000	0.000	1.47	-	-	0.000	0.000	0.000		1.51	-	-			0.000	0.000	0.000	0.002	-	-	0.000	0.000	0.000	0.031	-	-					0.076	
8.000	0.000	0.000	0.000	1.08	-	-	0.000	0.000	0.000		1.16	-	-			0.000	0.000	0.000	0.014	-	5	0.000	0.000	0.000	0.079	-	-					0.080	
8.400	0.000	0.000	0.000	0.728	-	5	0.000	0.000	0.000		0.849	-	-			0.000	0.000	0.000	0.057	-	121	0.137	0.137	0.137	0.137	0.137	5	10				0.084	
8.800	0.000	0.000	0.000	0.433	-	32	0.000	0.000	0.000		0.588	-	-			0.000	0.000	0.000	0.162	-	20	0.000	0.000	0.000	0.305	-	-					0.088	
9.200	0.263	0.263	0.263	0.263	0.263	11	61	0.000	0.000	0.000		0.388	-	-			0.000	0.000	0.000	0.352	-	11	0.000	0.000	0.000	0.504	-	-					0.092
9.600	0.111	0.111	0.111	0.111	0.111	5	9	0.297	0.297	0.241	0.241	0.241	27	5			0.000	0.000	0.000	0.628	-	-	0.000	0.000	0.000	0.757	-	-					0.096
10.000	0.000	0.000	0.000	0.037	-	20	0.186	0.186	0.186	0.186	0.186	5	-			0.000	0.000	0.000	0.968	-	-	0.000	0.000	0.000	1.06	-	-					0.100	
11.000	0.000	0.000	0.000	0.001	-	-	0.000	0.000	0.000		0.030	-	-			0.000	0.000	0.000	1.94	-	-	0.000	0.000	0.000	1.95	-	-					0.110	
12.000	0.000	0.000	0.000	0.003	-	-	0.000	0.000	0.000		0.004	-	-			0.000	0.000	0.000	2.94	-	-	0.000	0.000	0.000	2.94	-	-					0.120	
13.000	0.000	0.000	0.000	0.001	-	-	0.000	0.000	0.000		0.001	-	-			0.000	0.000	0.000	3.94	-	-	0.000	0.000	0.000	3.94	-	-					0.130	
14.000	0.000	0.000	0.000	0.001	-	-	0.000	0.000	0.000		0.002	-	-			0.000	0.000	0.000	4.94	-	-	0.000	0.000	0.000	4.94	-	-					0.140	
Totals:					16	127						32	5	0	0							16	157					5	10	0	0		
Number of Trades:					2							4		0									0.00					1		0			

Lending Products	Underlying Title	Multilateral Transactions[1]					Bilateral Transactions[2]		Stock Borrowing through OTC (volume)[3]
		Open Interest[5]	Volume(Offered)	Average Weighted	Transactions volume	Average Weighted	Transactions Volume	Average Weighted	Transactions Volume
ADMIEBOR	ADMIE (IPTO) HOLDING S.A. (CR)	---	---	---	---	---	---	165,644	
AEGNBOR	AEGEAN AIRLINES (CR)	---	---	---	---	---	---	35,978	
ALPHABOR	ALPHA SERVICES HOLD (CR)	286,188	---	---	3,236	3.31%	---	79,729,263	
ALMYBOR	ALUMIL (CR)	---	---	---	---	---	---	---	
TATTBOR	ATTICA BANK S.A. (CR)	14,305	---	---	---	---	---	370	
EEEBOR	CC HBC AG (CR)	3,988	---	---	---	---	2,000	4.50%	70,546
CENERBOR	CENERGY HOLDINGS (CB)	---	---	---	---	---	---	---	
ELLAKTORBOR	ELLAKTOR (CR)	34,561	---	---	---	---	---	69,766	
EUROBBOR	EUROBANK HOLDINGS (CR)	350,000	---	---	19,567	3.31%	---	58,596,348	
EYDAPBOR	EYDAP S.A. (CR)	---	---	---	---	---	---	243,864	
FFGRPBOR	FOLLI FOLLIE (CR)	---	---	---	---	---	---	897,835	
FOYRKBOR	FOURLIS (CR)	---	---	---	---	---	---	23,250	
GEKTERNABOR	GEK TERNA (CR)	21,862	---	---	---	---	12,000	0.01%	28,332
SARBOR	GR. SARANTIS S.A. (CR)	---	---	---	---	---	---	390	
EXAEBOR	HELLENIC EXCHANGES-A.S.E. (CR)	19,000	---	---	---	---	---	166,993	
ELPEBOR	HELLENIC PETROLEUM (CR)	---	---	---	---	---	---	136,249	
INTRKBOR	INTRACOM HOLDINGS (CR)	471	---	---	---	---	---	---	
BELABOR	JUMBO SA (CR)	4,202	---	---	---	---	---	135,119	
LAMDABOR	LAMDA DEVELOPMENT SA (CR)	---	---	---	---	---	---	2,000	
MIGBOR	MARFIN INVESTMENT GROUP (CR)	---	---	---	---	---	---	794,474	
MOHBOR	MOTOR OIL (CR)	1,500	---	---	---	---	---	302,376	
MYTILBOR	MYTILINEOS (CR)	5,500	---	---	500	2.65%	---	52,837	
ETEBOR	NATIONAL BANK (CR)	74,000	---	---	---	---	49,740	10.00%	10,526,080
OPAPBOR	OPAP (CR)	23,000	---	---	6,000	3.29%	---	1,365,866	
HTOBOR	OTE (CR)	10,500	---	---	500	2.65%	---	1,412,954	
PPABOR	P.P.A. S.A. (CR)	74	---	---	---	---	---	11,901	
TPEIRBOR	PIRAEUS FINANCIAL HOLD (CR)	---	---	---	---	---	---	5,530,488	
PLAISBOR	PLAISIO COMPUTERS SA (CR)	---	---	---	---	---	---	4,000	
PPCBOR	PPC (CR)	4,100	---	---	---	---	---	1,747,883	
QUALBOR	QUALITY & RELIABILITY SA (CR)	---	---	---	---	---	---	---	
TENERGYBOR	TERNA ENERGY (CR)	---	---	---	---	---	---	30,158	

Stock Lending Notes

[1] - Multilateral contracts Lending or Borrowing as per Methods 8-1, 8-2 and 8-3-3 (According to ATHEX BoD Resolution No.17)

[2] - Bilateral Contracts Lending or Borrowing as per Methods 8-3-1 and 8-3-2 (According to ATHEX BoD Resolution No.20)

[3] - The information concerning OTC Stock Borrowing Transactions is based on the statements of the Dematerialised Securities System (DSS) operators involved and refers to volumes that have been registered up until the previous working day.

[4] - Average Price (Volume weighted)

[5] - The Data concerning Open Interest before the start of trading session

Lending Products	Underlying Title	Multilateral Transactions[1]					Bilateral Transactions[2]		Stock Borrowing through OTC (volume)[3]
		Open Interest[5]	Volume(Offered)	Average Weighted	Transactions volume	Average Weighted	Transactions Volume	Average Weighted	Transactions Volume
TITCBOR	TITAN CEMENT (CB)	9,000	---	---	500	2.65%	---	---	227,505
VIOBOR	VIOHALCO SA/IV (CB)	---	---	---	---	---	---	---	---

Stock Lending Notes

[1] - Multilateral contracts Lending or Borrowing as per Methods 8-1, 8-2 and 8-3-3 (According to ATHEX BoD Resolution No.17)

[2] - Bilateral Contracts Lending or Borrowing as per Methods 8-3-1 and 8-3-2 (According to ATHEX BoD Resolution No.20)

[3] - The information concerning OTC Stock Borrowing Transactions is based on the statements of the Dematerialised Securities System (DSS) operators involved and refers to volumes that have been registered up until the previous working day.

[4] - Average Price (Volume weighted)

[5] - The Data concerning Open Interest before the start of trading session

Sectors codification for listed companies

12003-	ETF	10101010	Computer Services
10101015	Software	10102030	Computer Hardware
15101010	Telecommunications Equipment	15102015	Telecommunications Services
20101010	Health Care Facilities	20101025	Health Care Services
20102010	Medical Equipment	20103015	Pharmaceuticals
30101010	Banks	30202000	Diversified Financial Services
30202010	Asset Managers & Custodians	30202015	Investment Services
30302010	Full Line Insurance	30302015	Insurance Brokers
30302025	Property and Casualty Insurance	35101010	Real Estate Holding and Development
35101015	Real Estate Services	35102000	Diversified REITs
35102030	Office REITs	40201040	Rental & Leasing Services: Consumer
40202010	Home Construction	40202015	Household Furnishings
40202020	Household Appliance	40203040	Electronic Entertainment
40203045	Toys	40204020	Clothing & Accessories
40301010	Entertainment	40301030	Publishing
40301035	Radio & TV Broadcasters	40401010	Diversified Retailers
40401020	Apparel Retailers	40401025	Home Improvement Retailers
40401030	Specialty Retailers	40501010	Airlines
40501015	Travel & Tourism	40501020	Casinos & Gambling
40501025	Hotels & Motels	45101015	Distillers & Vintners
45101020	Soft Drinks	45102010	Farming Fishing Ranching & Plantations
45102020	Food Products	45103010	Tobacco
45201010	Food Retailers & Wholesalers	45201020	Personal Products
50101010	Construction	50101030	Cement
50101035	Building Materials: Other	50202010	Electrical Components
50203000	Diversified Industrials	50203015	Plastics
50203030	Containers & Packaging	50204000	Machinery: Industrial
50204020	Machinery: Construction & Handling	50205010	Industrial Suppliers
50205020	Back Office Support HR & Consulting	50205030	Forms & Bulk Printing Services
50206015	Commercial Vehicles & Parts	50206030	Marine Transportation
50206060	Transportation Services	55101000	Diversified Materials
55101020	Textile Products	55102000	General Mining
55102010	Iron & Steel	55102015	Metal Fabricating
55102035	Aluminum	60101000	Integrated Oil & Gas
60101020	Oil Refining and Marketing	65101010	Alternative Electricity
65101015	Conventional Electricity	65102030	Water



ATHEX
Athens Stock Exchange

Λεωφ. Αθηνών 110 104 42 Αθήνα
110, Athinon Ave. GR 104 42 Athens
tel. (+30)210-33.66.800, fax (+30)210-33.66.101
www.athexgroup.gr