

21

Ημερήσιο Δελτίο
Συναλλακτικής Δραστηριότητας

Daily Official List
of Trading Activity

Monday, 20 December, 2021
Year: 142 Trading Day No: 241



ATHEXGROUP
Athens Exchange Group

Disclaimer:

Hellenic Exchanges-Athens Stock Exchange S.A endeavours to ensure that the data and other material ("Information") presented on the Daily Official List are accurate and complete, but it is not liable for any errors or omissions of data or /and for the accuracy, credibility, updating and completeness of the aforesaid information nor it has any liability arising directly or indirectly from the use of the above Information.

The Company is not liable for the accuracy of the data included in listed companies' announcements. Only the sender of such an announcement is fully and solely liable for any infringement of third party's rights from the content of such announcement. All contents of the Daily Official List are provided only for information purposes and do not constitute investment advice or solicitation to invest in securities or other products listed for trading on the Exchange.

You acknowledge and agree that the Company is the owner of any property rights related to any Information appearing on the Daily Official List including intellectual property rights copyright, trademarks, etc.

The above data are a property of the Hellenic Exchanges-Athens Exchange and are copyright protected. Users are forbidden to reproduce, modify, copy, sale, transmit or redistribute, by all reproduction means and methods, part or the whole of the above data, without reference to their source.

The commercial exploitation of these data is, also, forbidden by third parties. Hellenic Exchanges-Athens Exchange does not carry any responsibility, direct or indirect, derived from usage or accidental alteration of the above data when used by third parties.

Hellenic Exchanges – Athens Stock Exchange S.A.

110 Athinon Ave., 10442 Athens, Tel: (210) 33.66.800, Fax: (210) 32.13.938

www.athexgroup.gr

Thessalonica Stock Exchange Center (T.S.E.C)

16-18 Katouni Str., Thessalonica 546 25 Tel: (2310) 567.667, Fax: (2310) 530.545

Athex Members Guarantee Fund

14-16 Fidiou Str., Athens 106 78, Tel: (210) 33.04.682, Fax: (210) 33.04.155

Hellenic Republic Capital Market Commission

1 Kolokotroni Str. & 1 Stadiou Str., Athens 10562 Tel: (210) 33.77.100 Fax: (210) 33.77.173

Table of Contents

Section 1: Statistical Figures of Securities, Derivatives and Lending

Summary of Markets

Athex Indices

Analytic Figures for Athex Market's Boards and Categories

Trading Details by Athex Sectors and Financial Instruments (ETFs)

Top 10 best & worst performing Shares

Derivatives Summary

Section 2: Analytic Figures of Shares Transactions

Analytic Figures of Shares Transactions

Shares' Notes

Section 3: Figures of Securities Transactions

Securities Blocks Details

Shares Rights Details

Stock Borrowing

Forced Sales Details

Forced Sales Registered Shares

Exchange Traded Funds (ETFs) Characteristics

Section 5: Bonds traded in Fixed Income Assets Market

Convertible Corporate Bonds - Regulated Market

Non Convertible Corporate Bonds - Regulated Market

Government Bonds

Treasury Bills & Zero Coupon Government Bonds

Government Bonds Traded with the Open Outcry Method

State Banks Bonds

Section 6: Additional Infos

Athex & ATHEXClear Members List

List of Stocks under Market Making operations

Section 7: Derivatives Market Analytic Figures

Index Futures

Stock Futures

Index Options

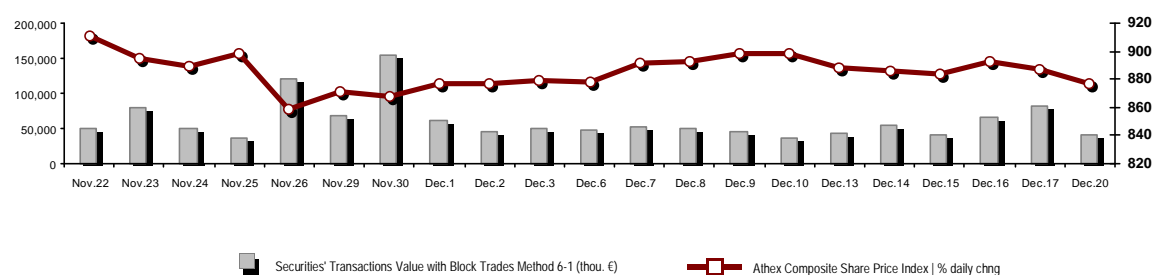
Stock Options

Stock Lending Analytic Figures

Appendix A: Sectors codification for listed companies

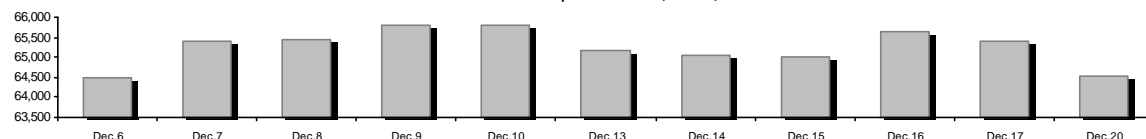
Summary of Markets

Athex Composite Share Price Index vs Shares and Derivatives Transactions Value

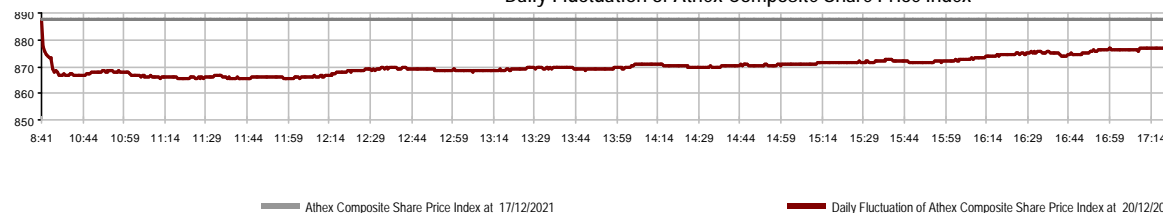


Athex Capitalisation (mill. €)**:	64,525.04	Derivatives Total Open Interest	306,515
Daily change: mill. € %	-883.40 -1.35%	in Index Futures % daily chng	2,548 -26.99%
Yearly Avg Capitalisation: mill. € % chng prev year Avg	60,735.36 28.16%	in Stock Futures % daily chng	303,331 -19.66%
Athex Composite Share Price Index % daily chng	876.93 -1.19%	in Index Options % daily chng	422 -72.97%
Athex Composite Share Price Index Capitalisation (mill. €)	59,114.49	in Stock Options % daily chng	214 -87.44%
Daily change (mill. €)	-726.56		
Securities' Transactions Value with Block Trades Method 6-1 (t)	41,870.26	Derivatives Contracts Volume:	11,676
Daily change: %	-40,582.15 -49.22%	Daily change: pieces %	-46,083 -79.78%
YtD Avg Trans. Value: thou. € % chng prev year Avg	70,852.10 10.64%	YtD Avg Derivatives Contracts % chng prev year Avg	49,085 22.52%
Blocks Transactions Value of Method 6-1 (thou. €)	505.10	Derivatives Trades Number:	1,209
Blocks Transactions Value of Method 6-2 & 6-3 (thou. €)	97.88	Daily change: number %	-1,592 -56.84%
Bonds Transactions Value (thou.€)	1,512.72	YtD Avg Trades number % chng prev year Avg	2,167 -18.34%
Securities' Transactions Volume with Block Trades Method 6-1 (tho)	17,920.53	Lending Total Open Interest	389,072
Daily change: thou. pieces %	-9,483.09 -34.61%	Daily change: pieces %	92,969 31.40%
YtD Avg Volume: % chng prev year Avg	34,780.50 -15.35%	Lending Volume (Multilateral/Bilateral)	13,687
Blocks Transactions Volume of Method 6-1 (thou. Pieces)	33.72	Daily change: pieces %	-1,513,382
Blocks Transactions Volume of Method 6-2 & 6-3 (thou. Pieces)	103.16	Multilateral Lending	13,687
Bonds Transactions Volume	1,533,000	Bilateral Lending	0
Securities' Trades Number with Block Trades Method 6-1	23,952	Lending Trades Number:	17
Daily change: number %	-5,408 -18.42%	Daily change: %	-12
YtD Avg Trades number % chng prev year Avg	30,369 -6.94%	Multilateral Lending Trades Number	17
Number of Blocks Method 6-1	1	Bilateral Lending Trades Number	0
Number of Blocks Method 6-2 & 6-3	3		
Number of Bonds Transactions	115		

Athex Capitalisation (mill. €)**



Daily Fluctuation of Athex Composite Share Price Index



Athex Indices

Index name	20/12/2021	17/12/2021	pts.	%	Min	Max	Year min	Year max	Year change
Athex Composite Share Price Index	876.93 €	887.50	-10.57	-1.19%	865.49	887.50	726.02	931.94	8.40% #
Athex ESG Index	990.55 €	1,003.59	-13.04	-1.30%	977.54	1,003.59	966.68	1,054.56	--- -
FTSE/Athex Large Cap	2,101.04 €	2,128.71	-27.67	-1.30%	2,072.78	2,128.71	1,718.82	2,259.27	8.60% #
FTSE/Athex Mid Cap Index	1,485.41 €	1,486.94	-1.53	-0.10%	1,454.60	1,486.94	1,026.21	1,731.39	34.14% #
FTSE/ATHEX-CSE Banking Index	421.53 €	427.41	-5.88	-1.38%	412.52	427.41	306.88	483.96	7.31% #
FTSE/ATHEX High Dividend Yield Index	3,030.42 €	3,070.70	-40.28	-1.31%	3,005.72	3,070.70	2,542.41	3,169.38	12.07% #
FTSE/ATHEX Global Traders Index Plus	2,355.02 €	2,368.65	-13.63	-0.58%	2,316.35	2,368.65	1,943.84	2,565.79	12.07% #
FTSE/ATHEX Mid & Small Cap Factor-Weighted Ind	4,612.86 €	4,617.42	-4.56	-0.10%	4,537.98	4,617.42	2,996.13	4,754.69	47.65% #
ATHEX Select Index Plus	3,363.35 €	3,386.01	-22.66	-0.67%	3,308.03	3,386.01	2,805.20	3,565.24	9.18% #
ATHEX Select Index	4,496.25 €	4,560.81	-64.56	-1.42%	4,447.05	4,560.81	2,785.00	4,786.92	48.50% #
FTSE/Athex Market Index	523.45 €	530.95	-7.50	-1.41%	516.40	530.95	424.25	554.77	10.53% #
Athex Composite Index Total Return Index	1,504.93 €	1,522.35	-17.42	-1.14%	1,485.30	1,522.35	1,220.96	1,591.84	10.62% #
FTSE/Athex Large Cap Total Return	3,267.83 €	3,310.87	-43.04	-1.30%			0.00	3,454.51	10.05% #
FTSE/Athex Mid Cap Total Return	1,909.00 €	1,910.97	-1.97	-0.10%			0.00	2,114.50	37.33% #
FTSE/ATHEX-CSE Banking Total Return Index	362.94 €	368.00	-5.06	-1.38%			0.00	421.45	5.48% #
Hellenic Mid & Small Cap Index	1,361.09 €	1,373.44	-12.35	-0.90%	1,341.67	1,373.44	1,110.37	1,442.42	13.19% #
FTSE/Athex Banks	556.95 €	564.72	-7.77	-1.38%	545.04	564.72	405.46	639.42	7.31% #
FTSE/Athex Insurance	1,891.54 €	1,911.41	-19.87	-1.04%	1,867.70	1,931.28	1,808.06	2,192.44	-0.94% €
FTSE/Athex Financial Services	736.57 #	735.99	0.58	0.08%	728.70	741.64	679.98	843.74	-3.58% €
FTSE/Athex Industrial Goods & Services	3,720.75 €	3,763.15	-42.40	-1.13%	3,665.82	3,763.15	2,762.19	3,996.37	26.86% #
FTSE/Athex Retail	48.95 #	48.94	0.01	0.02%	47.66	48.95	46.54	58.68	-1.25% €
FTSE/ATHEX Real Estate	4,882.98 #	4,842.62	40.36	0.83%	4,719.53	4,890.46	4,187.35	5,770.64	1.20% #
FTSE/Athex Consumer Goods & Services	7,240.10 #	7,233.40	6.70	0.09%	7,041.23	7,240.10	6,939.31	9,231.17	-6.96% €
FTSE/Athex Food & Beverage	10,813.23 €	11,104.77	-291.54	-2.63%	10,604.67	11,137.99	9,045.03	12,311.96	9.39% #
FTSE/Athex Basic Resources	7,497.54 €	7,600.90	-103.36	-1.36%	7,346.76	7,600.90	5,233.31	8,597.84	21.84% #
FTSE/Athex Construction & Materials	2,969.40 €	2,981.64	-12.24	-0.41%	2,919.58	2,981.64	2,565.75	3,422.77	7.55% #
FTSE/Athex Energy	3,379.85 €	3,407.40	-27.55	-0.81%	3,326.86	3,407.40	2,835.10	3,724.35	14.00% #
FTSE/Athex Travel & Leisure	1,910.77 €	1,913.78	-3.01	-0.16%	1,874.01	1,914.34	1,540.34	2,183.50	10.29% #
FTSE/Athex Technology	2,101.63 €	2,103.26	-1.63	-0.08%	2,045.07	2,108.69	1,043.00	2,165.21	92.40% #
FTSE/Athex Telecommunications	4,459.91 €	4,545.88	-85.97	-1.89%	4,459.14	4,545.88	3,294.37	4,734.07	22.37% #
FTSE/Athex Utilities	5,055.42 €	5,176.18	-120.76	-2.33%	5,013.25	5,176.18	4,264.97	5,607.62	9.84% #
FTSE/Athex Personal Products	8,589.05 €	8,595.46	-6.41	-0.07%	8,397.17	8,595.46	8,256.95	9,116.06	-5.03% €
Athex All Share Index	225.84 €	228.93	-3.09	-1.35%	225.84	225.84	175.88	240.71	20.42% #
Hellenic Corporate Bond Index	127.74 #	127.71	0.02	0.02%			122.29	128.79	4.65% #
Hellenic Corporate Bond Price Index	95.45 #	95.44	0.01	0.01%			93.98	96.93	1.71% #

Note 1: FTSE/Med 100, Hellenic Corporate Bond Price Index and Hellenic Corporate Bond Index closing prices refer to the previous trading day of 16/12/2021.

Note 2: The Hellenic Mid & Small Cap Index is a Customized index calculated by the Athens Exchange.

Analytic Figures for Athex Market's Boards and Categories

	Total Traded Securities	Main Market	Surveillance	Exchange Traded Funds (ETFs)
Totals	117	106	10	1
Gain / Lose / Same:	27 / 74 / 16	25 / 69 / 12	2 / 4 / 4	0 / 1 / 0
Athex Capitalisation (mill. €) **	64,525.04	64,227.03	298.02	
Daily Average Trans/ons Value(thou.€)	70,852.10	70,619.42	278.54	17.34
Transactions Value	41,968.14	41,512.67	455.05	0.42
Main Board:	41,365.17	40,937.20	427.55	0.42
Blocks Board 6_2_3:	602.98	575.47	27.50	0.00
Forced Sales Board:	0.00	0.00	0.00	0.00
Special Terms Board:	0.00	0.00	0.00	0.00
Daily Average Transactions Volume	34,780,496	33,635,449	1,170,489	833
Transactions Volume	18,023,692	16,979,305	1,044,367	20
Main Board:	17,886,812	16,878,144	1,008,648	20
Blocks Board 6_2_3:	136,880	101,161	35,719	0
Forced Sales Board:	0	0	0	0
Special Terms Board:	0	0	0	0
Daily Average Number of Trades	30,369	30,071	296	2
Number of Trades	23,955	23,612	341	2
Main Board:	23,951	23,610	339	2
Blocks Board 6_2_3:	4	2	2	0
Forced Sales Board:	0	0	0	0
Special Terms Board:	0	0	0	0

Trading Details by Athex Sectors and Financial Instruments (ETFs)

Code	Sectors	Gain / Lose / Same	Number of Trades	Transactions Volume	Transactions Value	% of Total Trans. Value
3010	- Banks	0 / 6 / 0	6,631	10,765,907	12,592,452.65	30.00%
5510	- Basic Resources	3 / 9 / 1	1,132	464,967	1,332,599.69	3.18%
5010	- Construction & Materials	3 / 7 / 3	1,651	664,999	1,899,472.33	4.53%
4020	- Consumer Products & Services	4 / 3 / 1	1,215	214,174	1,762,189.65	4.20%
6010	- Energy	0 / 4 / 0	909	179,490	1,744,476.32	4.16%
12000	- Financial Instruments	0 / 1 / 0	2	20	419.80	0.00%
3020	- Financial Services	1 / 1 / 1	885	1,641,193	218,305.29	0.52%
4510	- Food Beverage & Tobacco	3 / 2 / 2	270	51,292	1,107,983.34	2.64%
2010	- Health Care	1 / 2 / 0	144	39,785	79,031.95	0.19%
5020	- Industrial Goods & Service	1 / 12 / 3	2,692	1,212,084	4,334,220.99	10.33%
3030	- Insurance	0 / 2 / 0	81	16,600	74,234.26	0.18%
4030	- Media	0 / 1 / 0	33	37,055	17,148.55	0.04%
4520	- Personal Care, Drug & Grocery Stores	2 / 1 / 0	226	55,676	274,604.38	0.65%
3510	- Real Estate	3 / 3 / 2	1,084	360,718	1,847,089.33	4.40%
4040	- Retail	1 / 3 / 2	433	109,033	316,864.07	0.76%
1010	- Technology	4 / 7 / 0	1,031	482,782	1,301,909.24	3.10%
1510	- Telecommunications	0 / 2 / 0	862	167,459	2,652,641.63	6.32%
4050	- Travel & Leisure	1 / 3 / 1	1,543	779,393	3,504,906.24	8.35%
6510	- Utilities	0 / 5 / 0	3,131	781,065	6,907,593.37	16.46%

Top 10 best & worst performing Shares

Main Market

With positive Price change	Closing price	change	With negative Price change	Closing price	change
EUROCONSULTANTS S.A. (CR)	0.575	3.60% #	MARFIN INVESTMENT GROUP (CR)	0.0287	-4.97% €
EKTER SA (CR)	1.23	2.93% #	SPACE HELLAS SA (CR)	9.16	-4.58% €
ILYDA S.A. (CR)	1.335	2.69% #	TECHNICAL OLYMPIC SA (CR)	1.55	-3.97% €
EPSILON NET (CR)	5.3	2.32% #	IKTINOS HELLAS SA (CR)	0.756	-3.08% €
MEDICON S.A (CR)	4.89	2.30% #	EYDAP S.A. (CR)	7.56	-2.95% €
MILLS KEPENOS (CR)	3.36	1.82% #	PPC (CR)	9.235	-2.79% €
LAMDA DEVELOPMENT SA (CR)	7.045	1.37% #	ALUMIL (CR)	2.11	-2.77% €
PAPOUTSANIS (CR)	2.24	1.36% #	CC HBC AG (CR)	28.87	-2.66% €
INTRACOM HOLDINGS (CR)	1.824	1.22% #	PETROPOULOS PETROS (CR)	7.34	-2.65% €
AUTOHELLAS SA (CR)	8.93	0.79% #	PREMIA (CR)	1.53	-2.55% €
With the highest Transactions Value	Value (thou. €)	change	With the highest Transactions Volume	Volume	change
ALPHA SERVICES HOLD (CR)	5,192.18	-1.15% €	ALPHA SERVICES HOLD (CR)	5,103,147	-1.15% €
PPC (CR)	4,366.44	-2.79% €	EUROBANK HOLDINGS (CR)	3,318,567	-1.11% €
OPAP (CR)	2,969.38	0.00% -	MARFIN INVESTMENT GROUP (CR)	1,594,107	-4.97% €
NATIONAL BANK (CR)	2,856.35	-2.17% €	PIRAEUS FINANCIAL HOLD (CR)	1,295,364	-1.07% €
EUROBANK HOLDINGS (CR)	2,833.77	-1.11% €	NATIONAL BANK (CR)	1,029,801	-2.17% €
OTE (CR)	2,612.13	-1.88% €	PPC (CR)	472,416	-2.79% €
MYTILINEOS (CR)	2,605.42	-1.05% €	CENERGY HOLDINGS (CB)	300,283	-1.42% €
TERNA ENERGY (CR)	1,951.29	-1.34% €	INTRACOM HOLDINGS (CR)	288,632	1.22% #
PIRAEUS FINANCIAL HOLD (CR)	1,666.61	-1.07% €	ELLAKTOR (CR)	276,057	0.60% #
LAMDA DEVELOPMENT SA (CR)	1,616.28	1.37% #	OPAP (CR)	247,209	0.00% -

Note: Stocks that are not included in the "Under Supervision" category, and the transactions value is more than 10,000 €.

Derivatives Summary

	Number of Trades	Volume	Open Interest
Index Futures	186	663	2,548
FTSE/Athex Banks	2	2	5
FTSE/Athex Large Cap	184	661	2,543
Stock Futures	1,016	10,978	303,331
ADMIE (IPTO) HOLDING S.A. (CR)	9	144	5,042
ALPHA SERVICES HOLD (CR)	220	3,781	97,427
ATTICA BANK S.A. (CR)	0	0	114
CC HBC AG (CR)	1	1	91
CENERGY HOLDINGS (CB)	62	201	11,742
ELLAKTOR (CR)	5	14	9,959
EUROBANK HOLDINGS (CR)	117	2,299	28,696
EYDAP S.A. (CR)	5	17	447
FOURLIS (CR)	12	30	3,413
GEK TERNA (CR)	31	122	6,772
HELLENIC EXCHANGES-A.S.E. (CR)	0	0	842
HELLENIC PETROLEUM (CR)	7	36	1,973
INTRACOM HOLDINGS (CR)	33	121	6,053
JUMBO SA (CR)	7	14	1,863
LAMDA DEVELOPMENT SA (CR)	17	108	5,939
MARFIN INVESTMENT GROUP (CR)	2	2	24,786
MOTOR OIL (CR)	11	66	2,402
MYTILINEOS (CR)	36	102	5,525
NATIONAL BANK (CR)	225	3,017	25,451
OPAP (CR)	24	78	1,889
OTE (CR)	25	30	1,499
P.P.A. S.A. (CR)	0	0	582
PIRAEUS FINANCIAL HOLD (CR)	38	449	35,129
PPC (CR)	58	173	14,771
TERNA ENERGY (CR)	43	117	1,234
TITAN CEMENT (CB)	10	10	1,553
VIOHALCO SA/NV (CB)	18	46	8,137
Index Options	7	35	422
FTSE/Athex Large Cap	7	35	422
Stock Options	0	0	214
ALPHA SERVICES HOLD (CR)	0	0	0
NATIONAL BANK (CR)	0	0	7
OPAP (CR)	0	0	60
OTE (CR)	0	0	0
PIRAEUS FINANCIAL HOLD (CR)	0	0	0
PPC (CR)	0	0	147
Total Derivatives Traded	1,209	11,676	306,515

Number of Outstanding Securities	Nominal Value	Dividends [1]			Date of Last Coupon		Note	Shares	Closing price	% change	Previous closing price/date	Open price	Price min	Price max	Last price	Avg price	Last Bid [7]	Last Ask [7]	P/E after tax	Year	Volume	Trades	Transactions Value[8]	Company Mkt Value (thou. €)	Year low	Year high	Sector[4]
245,000	1.00	---	---	---	19/07/2010	11/12/2012	5194	TRIA ALFA SA (PR)	3.1	---	3.1	17/12/2021	---	---	---	---	700@2.48	49@3.26	---	2020	---	---	---	5,891.70	1.41	3.96	55101020

Suspension Status

5,867,311	0.300	---	---	---	11/08/2010	28/04/2017	5243	DIONIC (CR)	0.11	---	0.11	30/06/2020	---	---	---	---	---	---	---	---	---	---	---	645.40	0.11	0.11	50205010
66,948,210	0.300	---	---	---	22/09/2015	22/09/2015	5179	FOLLI FOLLIE (CR)	4.8	---	4.8	24/05/2018	---	---	---	---	---	---	---	---	---	---	---	321,351.41	4.8	4.8	40401030
12,417,000	0.310	0.0205	---	---	27/08/2019	28/08/2017	5233	MLS MULTIMEDIA SA (CR)	0.57	---	0.57	12/05/2020	---	---	---	---	---	---	---	---	---	---	---	7,077.69	0.57	0.57	10101015
33,301,715	0.320	---	---	---	27/06/2003	08/07/2009	5241	AEGEK (CR)	0.035	---	0.035	25/06/2020	---	---	---	---	---	---	---	---	---	---	---	1,165.56	0.035	0.035	50101010
77,126,446	0.340	---	---	---	23/05/2005	18/08/2011	5206	G.E. DIMITRIOU (CR)	0.0125	---	0.0125	30/04/2019	---	---	---	---	---	---	---	---	---	---	---	964.08	0.0125	0.0125	40202020
7,085,888	1.59	---	---	---	02/07/1996	06/09/2010	5216	ELVIEMEK (CR)	2.6	---	2.6	30/09/2019	---	---	---	---	---	---	---	---	---	---	---	18,423.31	2.6	2.6	35101010
25,179,640	0.600	---	---	---	08/08/1994	19/09/2000	5191	J.BOUTARIS & SON (CR)	0.026	---	0.026	01/10/2018	---	---	---	---	---	---	---	---	---	---	---	742.45	0.026	0.026	45101015
1,540,000	0.600	---	---	---	08/08/1994	19/09/2000	5192	J.BOUTARIS & SON (PR)	0.057	---	0.057	01/10/2018	---	---	---	---	---	---	---	---	---	---	---	742.45	0.057	0.057	45101015

Shares' Notes

Code	Note text
()	- Adjusted dividends.
*	- Last adjusted closing price.
[1]	- Net dividends.
[2]	- The "Date of Last Coupon" for New listings refers to the date company's stocks started to trade in Athex
[3]	- The Company Market Value is referred to the number of outstanding shares
[4]	- Sectors codification can be found in Appendix A
[5]	- The Market Value refers to the total number of shares listed (including their several classes) in the exchange by the company.
[6]	- P/E greater than 100
[7]	- Last view of the Order Book before the end of the trading session
[8]	- All Blocks Methods' Transactions Value are included.
4750	- Transfer to the Under Surveillance Category from 8/4/2011.
4912	- Transfer to the Surveillance Category as of 31/7/2012.
4955	- Transfer to the Surveillance Category as from 5/4/2013.
4957	- Transfer to the Surveillance Category as from 5/4/2013.
4958	- Transfer to the Surveillance Category as from 5/4/2013.
4959	- Transfer to the Surveillance Category as from 5/4/2013.
5093	- Transfer to the Surveillance Category as of 8/4/2015.
5112	- Transfer to the Surveillance Category as of 15/04/2016.
5115	- Transfer to the Surveillance Category as of 15/04/2016.
5141	- Transfer to the Surveillance Category as of 10/05/2017.
5160	- Transfer to the Surveillance Category as of 15/04/2016.
5162	- Transfer to the Under Supervision Category as of 21/12/2009.
5165	- Transfer to the Surveillance Category as of 15/02/2018.
5179	- Suspension of trading as of 25/05/2018.
5191	- Suspension of trading as of 02/10/2018.
5192	- Suspension of trading as of 02/10/2018.
5193	- Transfer to the Surveillance Category as of 25/10/2018.
5194	- Transfer to the Surveillance Category as of 25/10/2018.
5197	- Transfer to the Surveillance Category as of 07/11/2018.
5206	- Suspension of trading as of 02/05/2019.
5216	- Suspension of trading as of 01/10/2019.
5232	- Transfer to the Under Surveillance Category from 08/04/2011.
5233	- Suspension of trading as of 13/05/2020.
5241	- Suspension of trading as of 26/06/2020.
5243	- Suspension of trading as of 01/07/2020.
5245	- Transfer to the Surveillance Category as of 09/07/2020.
5246	- Transfer to the Surveillance Category as of 09/07/2020.
5248	- Transfer to the Surveillance Category as of 06/09/20116.
5253	- Transfer to the Surveillance Category as of 14/5/2021.

Securities Blocks Details

Securities	Block Volume	Price	Block Trade Value	Time of approval	Note
ALPHA SERVICES HOLD (CR)	67,443	1.04	70,376.77	13:00:45	14
INTRALOT (CR)	30,000	0.770	23,100.00	16:21:06	18
INTRALOT (CR)	5,719	0.770	4,403.63	16:21:53	18
MYTILINEOS (CR)	33,718	14.98	505,095.64	17:12:38	20

Blocks Notes

- 9 - Method 6-1 / Special Fees
- 10 - Method 6-1 / Special Fees, SDS
- 14 - Method 6-3 / Settlement, Incomplete Buy and Sell
- 18 - Method 6-2 / SPOT 1
- 19 - Method 6-2 / SPOT 2
- 20 - Method 6-1 and Method 6-1 Same Day Settlement
- 21 - Other Pre-agreed

Shares Rights Details

Occured date	Exercise from	Exercise until	Trading until	Rights	Price min	Price max	Closing price	Last Bid	Last Ask	Volume	Trades	Transactions Value
--------------	---------------	----------------	---------------	--------	-----------	-----------	---------------	----------	----------	--------	--------	--------------------

No Rights Transactions.

Forced Sales Details

Securities	Category of Security	Transactions Volume	Number of Trades	Transactions Value	Note
No Forced Transactions.					

Forced Sales Notes

- 1 - Compulsory Public Forced Sales
- 2 - Forced Sales of Fixed Registered Shares
- 3 - Forced Sales of Remaining Fractional Shares

Exchange Traded Funds (ETFs) Characteristics

	Transactions Date (T)	Creation / Redemption	Units (T-1)	New Units (T-1)	Redemption Units (T-1)	Units (T) [1]	Fund Assets [2]	Net Unit Price	Dividend per Unit	Dividend Date
ALPHA ETF FTSE Athex Large Cap	20/12/2021	5,000	882,175	---	---	882,175	18,903,820.00	21.4287	0.71	01/07/2021

ETFs Notes

[1] - Units (T) = Units (T-1) + New Units (T-1) - Redemption Units (T-1)

[2] - The Creation / Redemption Units of T-1 are included.

Non Convertible Corporate Bonds - Regulated Market

Num Listed Bonds	Nominal price	Issue price	Today's Rate	Exp. Date	Duration (years)	Note	Coupon		Trading Unit	Corporate Bonds	Accrued Int.	Yield.T.Mat	Price min	Price max	Closing price	Previous closing price/date	Volume	Transactions Value	Last order		ear min	Year max		
							Common	Preferred											Price	Buy / Sell			Date	
150,000	1,000.00	1,000.00	2.60	22/10/2026	7	---	5	---	1	TERNA ENERGY FINANCE S.A. (Non Convertible)	4.4056	2.7330	98.7500	98.7500	98.7500	98.9420	17/12/2021	38,000	37,692.41	98.5000	B	20/12/2021	98.7500	103.0000
320,000	1,000.00	1,000.00	3.40	21/07/2027	7	---	3	---	1	LAMDA DEVELOPMENT S.A. (Non Convertible)	14.5444	2.9020	101.5000	102.0000	101.7333	101.1000	17/12/2021	20,000	20,640.89	100.9000	B	20/12/2021	97.8458	103.4268
200,000	1,000.00	1,000.00	2.10	27/10/2027	7	---	3	---	1	O.P.A.P. S.A. (Non Convertible)	3.2667	1.9730	100.4000	101.0000	100.4211	100.4000	17/12/2021	74,000	74,677.73	100.2000	B	20/12/2021	99.3000	102.8500
150,000	1,000.00	1,000.00	2.65	22/10/2026	5	---	1	---	1	CPLP SHIPPING HOLDINGS PLC (Non Convertible)	4.4903	2.7540	99.5000	99.5000	99.5000	98.6000	17/12/2021	1,000	999.49	98.0000	B	20/12/2021	97.7794	100.3500
250,000	1,000.00	1,000.00	2.45	16/11/2028	7	---	1	---	1	ELVALHALCOR S.A. (Non Convertible)	2.4500	2.4390	100.0000	100.3000	100.0300	100.1520	17/12/2021	100,000	100,275.00	100.0000	B	20/12/2021	99.5116	100.3000
120,000	1,000.00	1,000.00	2.65	06/12/2028	7	---	1	---	1	NOVAL PROPERTY REIC (Non Convertible)	1.1778	2.8340	97.7700	99.8000	98.8977	99.8620	17/12/2021	63,000	62,379.75	98.0600	B	20/12/2021	98.8977	100.0000
500,000	1,000.00	1,000.00	2.75	03/07/2027	7	---	3	---	1	GEK TERNA S.A. (Non Convertible)	12.9861	3.0800	97.3146	98.6995	97.8158	97.6600	17/12/2021	140,000	138,760.19	97.1900	B	20/12/2021	96.4000	100.0000
200,000	1,000.00	1,000.00	3.60	12/03/2026	7	---	6	---	1	AEGEAN AIRLINES S.A. (Non Convertible)	10.0000	3.3090	99.7000	99.8500	99.8336	99.6000	17/12/2021	116,000	116,967.00	99.0000	B	20/12/2021	93.1501	102.0000
120,000	1,000.00	1,000.00	3.95	04/04/2025	7	---	8	---	1	GEK TERNA S.A. (Non Convertible)	8.6681	2.6160	102.9000	102.9000	102.9000	102.9100	16/12/2021	17,000	17,640.36	102.9000	B	20/12/2021	102.5000	105.8000
90,000	1,000.00	1,000.00	3.00	11/05/2023	5	---	8	---	1	CORAL A.E. (Non Convertible)	3.4167	1.6550	101.6000	101.6000	101.6000	100.9000	17/12/2021	3,000	3,058.25	100.6010	B	20/12/2021	100.4567	103.7500
20,148	1,000.00	1,000.00	4.95	26/06/2023	5	---	7	---	1	B&F COMM. & GARM. INDUS. S.A. (Non Convertible)	24.3375	4.3300	99.8010	100.0000	99.8010	100.0000	16/12/2021	5,000	5,119.70	99.8010	B	20/12/2021	92.1501	101.0000
175,000	1,000.00	1,000.00	3.40	26/07/2024	5	---	5	---	1	ATTICA HOLDINGS S.A. (Non Convertible)	14.0722	4.0710	97.2000	98.0000	97.6000	97.6500	17/12/2021	78,000	77,060.87	97.3101	B	20/12/2021	90.0310	99.5000
200,000	1,000.00	1,000.00	1.90	23/03/2028	7	---	2	---	1	MOTOR OIL CORINTH REFINERIES SA (Non Convertible)	4.7500	2.1570	96.7000	98.6000	98.3946	98.3000	17/12/2021	114,000	112,711.30	97.1000	B	20/12/2021	98.3000	100.9899
100,000	1,000.00	1,000.00	2.70	25/05/2026	5	---	2	---	1	COSTAMARE PARTICIPATIONS PLC (Non Convertible)	2.0250	2.6140	100.1800	100.1800	100.1800	100.1070	17/12/2021	5,000	5,019.13	99.5000	B	20/12/2021	99.6000	102.5678
300,000	1,000.00	1,000.00	2.30	20/07/2028	7	---	1	---	1	PRODEA REIC S.A.(Non Convertible)	9.9028	2.8190	96.6500	97.0950	96.9280	97.0000	17/12/2021	21,000	20,562.83	96.7800	B	20/12/2021	96.6400	99.9400
300,000	1,000.00	1,000.00	2.30	14/12/2028	7	---	1	---	1	GEK TERNA S.A. (Non Convertible)	0.5111	2.7380	95.2000	98.0000	97.3954	98.0080	17/12/2021	738,000	719,155.20	98.0000	B	20/12/2021	95.2000	99.0000

Corporate Bonds Notes

Transactions Volume = (Pieces) * (Nominal Price). Transactions Value = (Pieces) * (Nominal Price) * (price %) + (Accrued interest).

The price of a Bond is stated as a percentage (%) of Bond's Nominal Price.

Nominal Price in Euros (€), except if it is noted differently.

Government Bonds

Number Listed Bonds	Nominal price	Today's Rate	Accrued Interest Calc	Exp. Date [1]	Duration (years)	Note	Coupons Date	Curr. coupon value	Trading Unit	Government Bonds	Price min	Price max	Closing price	Previous closing price/date	Volume	Transactions Value	Price	Last order Buy / Sell	Date
3,000,000	1,000.00	4.38	Actual/Actual	01/08/2022	5	---	01/08	4.38	1	GGB-FXD-010822-05Y-4.375-1.000	---	---	---	---	---	---	1.0000	B	28/11/2018
4,500,000	1,000.00	1.88	Actual/Actual	04/02/2035	15	---	04/02	1.88	1	GGB-FXD-040235-15Y-1.875-1.000	---	---	---	---	---	---	---	---	---
2,500,000	1,000.00	3.45	Actual/Actual	02/04/2024	5	---	02/04	3.45	1	GGB-FXD-020424-05Y-3.450-1.000	---	---	---	---	---	---	---	---	---
6,000,000	1,000.00	0.75	Actual/Actual	18/06/2031	10	---	18/06	0.75	1	GGB-FXD-180631-10Y-0.750-1.000	---	---	---	---	---	---	---	---	---
4,355,990,324	1.00	3.50	Actual/Actual	30/01/2023	5	---	01/02 - 31/01	3.50	1	GGB-FXD-300123-05Y-3.500-1.000	---	---	---	94.5720 13/07/2018	---	---	1.0000	B	28/11/2018
5,962,747,327	1.00	3.75	Actual/Actual	30/01/2028	10	---	/02 - 01/02 - 31/	3.75	1	GGB-FXD-300128-10Y-3.750-1.000	---	---	---	85.4610 13/07/2018	---	---	1.0000	B	28/11/2018
6,091,218,404	1.00	3.90	Actual/Actual	30/01/2033	15	---	/02 - 01/02 - 31/	3.90	1	GGB-FXD-300133-15Y-3.900-1.000	---	---	---	78.6730 13/07/2018	---	---	1.0000	B	28/11/2018
4,805,399,486	1.00	4.00	Actual/Actual	30/01/2037	19	---	/02 - 01/02 - 31/	4.00	1	GGB-FXD-300137-19Y-4.000-1.000	---	---	---	77.0370 13/07/2018	---	---	1.0000	B	28/11/2018
4,603,713,186	1.00	4.20	Actual/Actual	30/01/2042	24	---	/02 - 01/02 - 31/	4.20	1	GGB-FXD-300142-24Y-4.200-1.000	---	---	---	77.7640 13/07/2018	---	---	1.0000	B	28/11/2018
550,418,123	1.00	4.30	Actual/Actual	24/02/2023	11	---	24/02	4.30	1	GGB-FXD-240223-11Y-2.000-1.000	---	---	---	10.0000 22/06/2015	---	10.0000	B	11/07/2019	
445,007,576	1.00	4.30	Actual/Actual	24/02/2024	12	---	24/02	4.30	1	GGB-FXD-240224-12Y-2.000-1.000	---	---	---	10.0000 22/06/2015	---	---	---	---	
423,674,226	1.00	4.30	Actual/Actual	24/02/2025	13	---	24/02	4.30	1	GGB-FXD-240225-13Y-2.000-1.000	---	---	---	10.0000 22/06/2015	---	---	---	---	
212,292,153	1.00	4.30	Actual/Actual	24/02/2026	14	---	24/02	4.30	1	GGB-FXD-240226-14Y-2.000-1.000	---	---	---	10.0000 22/06/2015	---	---	---	---	
160,621,352	1.00	4.30	Actual/Actual	24/02/2027	15	---	24/02	4.30	1	GGB-FXD-240227-15Y-2.000-1.000	---	---	---	10.0000 22/06/2015	---	---	---	---	
183,244,055	1.00	4.30	Actual/Actual	24/02/2028	16	---	24/02	4.30	1	GGB-FXD-240228-16Y-2.000-1.000	---	---	---	10.0000 22/06/2015	---	---	---	---	
164,802,894	1.00	4.30	Actual/Actual	24/02/2029	17	---	24/02	4.30	1	GGB-FXD-240229-17Y-2.000-1.000	---	---	---	10.0000 22/06/2015	---	---	---	---	
165,460,943	1.00	4.30	Actual/Actual	24/02/2030	18	---	24/02	4.30	1	GGB-FXD-240230-18Y-2.000-1.000	---	---	---	10.0000 22/06/2015	---	---	---	---	
129,007,241	1.00	4.30	Actual/Actual	24/02/2031	19	---	24/02	4.30	1	GGB-FXD-240231-19Y-2.000-1.000	---	---	---	10.0000 22/06/2015	---	---	---	---	
126,192,683	1.00	4.30	Actual/Actual	24/02/2032	20	---	24/02	4.30	1	GGB-FXD-240232-20Y-2.000-1.000	---	---	---	10.0000 22/06/2015	---	---	---	---	
146,905,168	1.00	4.30	Actual/Actual	24/02/2033	21	---	24/02	4.30	1	GGB-FXD-240233-21Y-2.000-1.000	---	---	---	10.0000 22/06/2015	---	---	---	---	
154,475,606	1.00	4.30	Actual/Actual	24/02/2034	22	---	24/02	4.30	1	GGB-FXD-240234-22Y-2.000-1.000	---	---	---	10.0000 22/06/2015	---	---	---	---	
144,429,441	1.00	4.30	Actual/Actual	24/02/2035	23	---	24/02	4.30	1	GGB-FXD-240235-23Y-2.000-1.000	---	---	---	10.0000 22/06/2015	---	---	---	---	
166,211,676	1.00	4.30	Actual/Actual	24/02/2036	24	---	24/02	4.30	1	GGB-FXD-240236-24Y-2.000-1.000	---	---	---	10.0000 22/06/2015	---	---	---	---	
145,461,669	1.00	4.30	Actual/Actual	24/02/2037	25	---	24/02	4.30	1	GGB-FXD-240237-25Y-2.000-1.000	---	---	---	10.0000 22/06/2015	---	---	---	---	
146,941,087	1.00	4.30	Actual/Actual	24/02/2038	26	---	24/02	4.30	1	GGB-FXD-240238-26Y-2.000-1.000	---	---	---	10.0000 22/06/2015	---	---	---	---	
135,115,612	1.00	4.30	Actual/Actual	24/02/2039	27	---	24/02	4.30	1	GGB-FXD-240239-27Y-2.000-1.000	---	---	---	10.0000 22/06/2015	---	---	---	---	
141,909,637	1.00	4.30	Actual/Actual	24/02/2040	28	---	24/02	4.30	1	GGB-FXD-240240-28Y-2.000-1.000	---	---	---	10.0000 22/06/2015	---	---	---	---	
136,788,720	1.00	4.30	Actual/Actual	24/02/2041	29	---	24/02	4.30	1	GGB-FXD-240241-29Y-2.000-1.000	---	---	---	10.0000 22/06/2015	---	---	---	---	
163,643,410	1.00	4.30	Actual/Actual	24/02/2042	30	---	24/02	4.30	1	GGB-FXD-240242-30Y-2.000-1.000	---	---	---	10.0000 22/06/2015	---	---	---	---	
4,000,000	1,000.00	3.88	Actual/Actual	12/03/2029	10	---	12/03	3.88	1	GGB-FXD-120329-10Y-3.875-1.000	---	---	---	---	---	100.0000	B	15/10/2019	
4,500,000	1,000.00	0.00	Actual/Actual	12/02/2026	5	---	12/02	0.00	1	GGB-FXD-120226-05Y-0.000-1.000	---	---	---	---	---	---	---	---	
3,000,000	1,000.00	3.38	Actual/Actual	15/02/2025	7	---	15/02	3.38	1	GGB-FXD-150225-07Y-3.375-1.000	---	---	---	---	---	---	---	---	
250,250	1,000.00	2.90	Actual/Actual	20/03/2023	4	---	20/03	2.90	1	GGB-FXD-200323-04Y-2.900-1.000	---	---	---	---	---	---	---	---	
964,000	1,000.00	3.25	Actual/Actual	20/03/2025	6	---	20/03	3.25	1	GGB-FXD-200325-06Y-3.250-1.000	---	---	---	---	---	---	---	---	

Government Bonds Notes

Transactions Volume = (Pieces) * (Nominal Price). Transactions Value = (Pieces) * (Nominal Price) * (price %) + (Accrued interest).

The Value of current coupon for the issues with NV 0.01 euro refers to NV 100 euros

FLR: Floating Interest Rate.

[1] - The Expiration Date of the interest bearing period and the Date for coupon payment.

Government Bonds

Number Listed Bonds	Nominal price	Today's Rate	Accrued Interest Calc	Exp. Date [1]	Duration (years)	Note	Coupons Date	Curr. coupon value	Trading Unit	Government Bonds	Price min	Price max	Closing price	Previous closing price/date	Volume	Transactions Value	Price	Last order Buy / Sell	Date
2,100,000	1,000.00	3.55	Actual/Actual	20/03/2026	7	---	20/03	3.55	1	GGB-FXD-200326-07Y-3.550-1.000	---	---	---	---	---	---	---	---	---
40,000	1,000.00	0.11	FLR Actual/360	16/09/2022	1	---	16/03 - 16/09	---	1	GGB-FLT-160922-01Y-0.108-1.000	---	---	---	---	---	---	---	---	---
5,500,000	1,000.00	1.50	Actual/Actual	18/06/2030	10	---	18/06	1.50	1	GGB-FXD-180630-10Y-1.500-1.000	---	---	---	---	---	---	---	---	---
5,364,250	1,000.00	3.25	Actual/Actual	20/03/2050	30	---	20/03	3.25	1	GGB-FXD-200350-30Y-3.250-1.000	---	---	---	---	---	---	---	---	---
2,000,000	1,000.00	2.00	Actual/Actual	22/04/2027	7	---	22/04	2.00	1	GGB-FXD-220427-07Y-2.000-1.000	---	---	---	---	---	---	99.9000	B	22/04/2020
2,500,000	1,000.00	1.88	Actual/Actual	23/07/2026	7	---	23/07	1.88	1	GGB-FXD-230726-07Y-1.875-1.000	---	---	---	---	---	---	---	---	---
3,500,000	1,000.00	1.88	Actual/Actual	24/01/2052	30	---	24/01	1.88	1	GGB-FXD-240152-30Y-1.875-1.000	---	---	---	---	---	---	---	---	---

Government Bonds Notes

Transactions Volume = (Pieces) * (Nominal Price). Transactions Value = (Pieces) * (Nominal Price) * (price %) + (Accrued interest).

The Value of current coupon for the issues with NV 0.01 euro refers to NV 100 euros

FLR: Floating Interest Rate.

[1] - The Expiration Date of the interest bearing period and the Date for coupon payment.

Treasury Bills & Zero Coupon Government Bonds

Issue Date	13-Week Maturity									26-Week Maturity							52-Week Maturity										
	Exp. Date	Initial Rate	Num Listed Bonds	Nominal price	Issue price	Last Trade Price	Last Trade Date	Volume Traded	Note	Exp. Date	Initial Rate	Num Listed Bonds	Nominal price	Issue price	Last Trade Price	Last Trade Date	Volume Traded	Note	Exp. Date	Initial Rate	Num Listed Bonds	Nominal price	Issue price	Last Trade Price	Last Trade Date	Volume Traded	Note
12/03/2021	---	---	---	---	---	---	---	---	---	---	---	---	---	---	---	---	---	---	11/03/2022	-0.22	1,000,000	1,000.00	1,002.24	---	---	---	---
11/06/2021	---	---	---	---	---	---	---	---	---	---	---	---	---	---	---	---	---	---	10/06/2022	-0.31	1,600,000	1,000.00	1,003.10	---	---	---	---
10/09/2021	---	---	---	---	---	---	---	---	---	---	---	---	---	---	---	---	---	---	09/09/2022	-0.31	1,000,000	1,000.00	1,003.14	---	---	---	---

Bonds in Circulation	Currency / Min nominal traded Value	Coupons Payment Date	Current Coupon Value	Note	Coupon	Trading Unit	Issue Date	Duration (years)	Today's Interest	A.I.C in days	Bonds	Last price of previous days		Last Outcry in Cash (euro)		Trades in Pieces	Life min	Life Max	
												Price	Buy / Sell	Price	Buy / Sell				
Corporate Bonds in Foreign Currency and Euro																			
103,746	GBP / 10	01/12	0.25	---	63	1	01/12/1930	98	2.5	360	National Mortgage Bank	2.27	05/02/1996	2.27	S	05/02/1996	---	2.27	2.27
0	GBP / 10	01/12	0.25	---	65	1	01/12/1928	100	2.5	360	National Mortgage Bank	---	---	---	---	---	---	---	---

Government Bonds Notes

A.I.C: Accrued Interest Calculation base.

FLR: Floating Interest Rate.

The minimum tradeable Nominal Value for all Demeterialised Government Titles is 100 Euros.

(μφρ-0)

Athex & ATHEXClear Members List

Member Name				Stock Market			Derivatives Market		ATHEXClear Member	
	Address	Phone	Fax	Market Member	Remote Member	Market Maker	Proprietary	Market Maker	General Clearing	Direct Clearing
A. SARRIS SECURITIES S.A.				a						
6, ΔΡΑΓΑΤΣΑΝΙΟΥ 6 ΑΘΗΝΑ	2103367700									
AEONIC SECURITIES C.I.F. P.L.C.				a	a					
, ΛΑΪΟΥ 6, ΓΡ. 301B, ANNA COURT	35725337600									
ALPHA BANK S.A.									a	
, ΣΤΑΔΙΟΥ 40 ΑΘΗΝΑ	2103260000									
ALPHA FINANCE INVESTMENT SERVICES SINGLE MEMBER SA				a		a	a	a		a
5, ΜΕΡΛΙΝ 5 ΑΘΗΝΑ	2103677400									
ARGUS STOCKBROKERS LTD				a	a		a			
25, 25 ΛΕΩΦΟΡΟΣ ΔΗΜΟΣΘΕΝΗ ΣΕΒΕΡΗ	0035722717000									
ATLANTIC SECURITIES LTD				a	a					
37, ΠΡΟΔΡΟΜΟΥ 37	0035722445400									
AXON SECURITIES S.A.				a			a			
48, ΣΤΑΔΙΟΥ 48 ΑΘΗΝΑ	2103363800									
BETA SECURITIES S.A.				a		a	a			a
29, Α.ΑΛΕΞΑΝΔΡΑΣ 29 ΑΘΗΝΑ	2106478930									
BNP PARIBAS SECURITIES SERVICES									a	
2, ΛΑΜΨΑΚΟΥ 2 ΑΘΗΝΑ	2107468500									
BOFA SECURITIES EUROPE SA				a	a					
, 112 AVENUE KL'BER 75116	+33 153655555									
CAPITAL SECURITIES S.A.				a			a			
58, ΜΗΤΡΟΠΟΛΕΩΣ 58 ΑΘΗΝΑ	2103369700									
CFS SECURITIES INVESTMENT SERVICES S.A.				a						
3, ΠΑΠΑΡΡΗΓΟΠΟΥΛΟΥ 3 ΑΘΗΝΑ	2103360800									
CITIGROUP GLOBAL MARKETS EUROPE AG				a	a					
16, REUTERWEG 16 FRANKFURT	+49 691366-0									
CITIGROUP GLOBAL MARKETS LIMITED				a						
1, 33 CANADA SQUARE - CANARY WHARF	+44 02079864000									
CREDIT SUISSE BANK (EUROPE), S.A.				a	a					
, CALLE AYALA 42, 3A PLANTA-B MADRID	+34917916000									
CREDIT SUISSE SECURITIES (EUROPE) LIMITED				a						
1, ONE CABOT SQUARE LONDON	+44 2078888888									
CYCLOS SECURITIES S.A.				a			a			
39, ΠΑΝΕΠΙΣΤΗΜΙΟΥ 39 ΑΘΗΝΑ	2103364300									
DEUTSCHE BANK S.A.					a					
1, GREAT WINCHESTER STREET LONDON	+44 20 754 54209	00441133361437								
DYNAMIC SECURITIES S.A.				a			a			a
, ΤΡΑΛΛΕΩΝ 2 & Α.ΣΥΓΓΡΟΥ 223 ΝΕΑ ΣΜΥΡΝΗ	2103677700									
EUROBANK EQUITIES INVESTMENT FIRM S.A				a		a	a	a		a
, ΦΙΛΕΛΛΗΝΩΝ 10 & ΞΕΝΟΦΩΝΤΟΣ 13 ΑΘΗΝΑ	2103720425									
EUROBANK S.A.									a	
, ΟΘΩΝΟΣ 8 ΑΘΗΝΑ	2103337000									
EUROCORP INVESTMENT SERVICES S.A.				a			a			a
14, ΠΛ.ΦΙΛΙΚΗΣ ΕΤΑΙΡΕΙΑΣ 14 ΑΘΗΝΑ	2107263600									
EUROTRUST INVESTMENT FIRM SA				a						
113, ΣΕΒΑΣΤΟΥΠΟΛΕΩΣ 113 ΑΘΗΝΑ	2103363100									
EUROXX SECURITIES S.A.				a		a	a	a		a
7, ΠΑΛΑΙΟΛΟΓΟΥ ΧΑΛΑΝΔΡΙ	(210)-6879400	(210)-6879401								
7, ΠΑΛΕΟΛΟΓΟΥ ΧΑΛΑΝΔΡΙ	+30 2106879400	210-6879401								
G. A. PERVANAS SECURITIES- INVESTMENT SERVICES S.A.				a						
7-9, ΣΟΦΟΚΛΕΟΥΣ 7-9 ΑΘΗΝΑ	2103727200									
GLOBAL CAPITAL SECURITIES & FINANCIAL SERVICES LTD				a	a					
50, ΛΑΡΧΙΠΕΡΙΣΚΟΠΟΥ ΜΑΚΑΡΙΟΥ Γ50	0035722710710									
HELLENIC AMERICAN SECURITIES S.A.				a		a	a			a
27, ΑΝΔΡΕΑ ΠΑΠΑΝΔΡΕΟΥ 27 ΜΑΡΟΥΣΙ	2103311100									
HELLENIC BANK (INVESTMENTS) LTD					a					
, ΑΥΞ.ΚΥΡΙΑΚΟΥ ΜΑΤΣΙ 31 - PO BOX 24747 NICOSIA	+357 22500100	357 22500110								
HSBC CONTINENTAL EUROPE									a	
109-111, Α.ΜΕΣΟΓΕΙΩΝ 109-111	2106960000									
INDEX SECURITIES S.A.				a						
6, ΔΡΑΓΑΤΣΑΝΙΟΥ 6 ΑΘΗΝΑ	2103213920									
J. CHR. MAVRIKIS SECURITIES S.A.				a						
5, ΣΟΦΟΚΛΕΟΥΣ 5 ΑΘΗΝΑ	2103216730									

Athex & ATHEXClear Members List

Member Name				Stock Market			Derivatives Market		ATHEXClear Member	
	Address	Phone	Fax	Market Member	Remote Member	Market Maker	Proprietary	Market Maker	General Clearing	Direct Clearing
KAPPA SECURITIES S.A.				a			a			
15, ΒΑΛΛΑΡΙΤΟΥ 15 ΑΘΗΝΑ	2103678600									
KARAMANOF SECURITIES & INVESTMENT SERVICES S.A.				a						
2, ΠΛ.ΑΓ.ΘΕΟΔΩΡΩΝ 2 ΑΘΗΝΑ	2103212947									
LAIKI FINANCIAL SERVICES LTD					a					
26, AVE. VYRONOS NICOSIA	357 22367367	357 22718567								
LEON DEPOLAS SECURITIES S.A.				a		a	a			
1, ΧΡΗΣΤΟΥ ΛΑΔΑ 1 ΑΘΗΝΑ	2103213276 -28									
MEGA EQUITY SECURITIES & FINANCIAL SERVICES PUBLIC LTD				a	a		a			
42-44, ΛΕΩΦ.ΓΡΙΒΑ ΔΙΓΕΝΗ 42-44	0035722711711									
MERIT SECURITIES S.A				a		a	a			a
5, ΣΟΦΟΚΛΕΟΥΣ 5 ΑΘΗΝΑ	2103671880									
MERRILL LYNCH INTERNATIONAL				a						
2, 2 KING EDWARD STREET LONDON	+44 20276281000									
N. CHRYSOCHOIDIS SECURITIES S.A.				a			a			a
7-9, ΣΟΦΟΚΛΕΟΥΣ 7-9 ΑΘΗΝΑ	2103213913									
NATIONAL BANK OF GREECE S.A.				a			a		a	
86, ΑΙΟΛΟΥ STR. ΑΘΗΝΑ	(210)-3341000	(210)-3228187								
68, ΑΚΑΔΙΜΙΑΣ STR. ΑΘΗΝΑ	(210)-3328817	(210)-3328678								
NATIONAL SECURITIES SINGLE MEMBER SA				a		a	a	a		
66, ΛΕΩΦΟΡΟΣ ΑΘΗΝΩΝ 128-132 & ΙΦΙΓΕΝΙΑΣ ΑΘΗΝΑ	2103328784									
NUNTIUS BROKERAGE AND INVESTMENT SERVICES S.A				a						
6, ΔΡΑΓΑΤΣΑΝΙΟΥ 6 ΑΘΗΝΑ	2103350599									
ONE PLUS CAPITAL LIMITED				a	a					
, 75 PRODROMOU AVENUE NICOSIA 1307	35722873760									
OPTIMA BANK S.A.				a		a	a	a	a	
32, ΑΙΓΙΑΛΕΙΑΣ 32 & ΠΑΡΑΔΕΙΣΟΥ ΜΑΡΟΥΣΙ	2108173663									
PANTELAKIS SECURITIES S.A.				a		a	a	a		
57, ΕΘΝΙΚΗΣ ΑΝΤΙΣΤΑΣΕΩΣ 57, ΚΤΙΡΙΟ Β CHALANDRI	2106965000									
PEGASUS SECURITIES S.A				a			a			
17, ΒΑΛΛΑΡΙΤΟΥ 17 & ΑΜΕΡΙΚΗΣ ΑΘΗΝΑ	2103670700									
PIRAEUS BANK S.A.				a			a		a	
, ΑΜΕΡΙΚΗΣ 4 ΑΘΗΝΑ	2103335000									
PIRAEUS SECURITIES S. A.				a		a	a	a		a
10, ΣΤΑΔΙΟΥ 10 ΑΘΗΝΑ	2103354100									
PROCHOICE SECURITIES LTD				a	a					
57, ΛΕΩΦ.ΣΠΥΡΟΥ ΚΥΠΡΙΑΝΟΥ 57, ΑΚΙΝΗΤΑ Φ	035724661192									
SHARELINK SECURITIES & FINANCIAL SERVICES LTD				a			a			
6, HOUSE-ΘΕΟΤΟΚΗ 6 ΜΕΓΑΡΟ ΕΛΜΗΝΑ	+357 22554200									
SOCIETE GENERALE S.A.				a	a		a			
, 17 COURS VALMY, CEDEX	+157290504									
SOLIDUS SECURITIES S.A				a			a			a
64, ΛΟΥΙΖΗΣ ΠΙΑΝΚΟΥΡ 64 ΑΘΗΝΑ	2106900600									
ST. EM. LAVRENTAKIS SECURITIES S.A.				a			a			
7-9, ΣΟΦΟΚΛΕΟΥΣ 7-9 ΑΘΗΝΑ	2103213336									
THE CYPRUS INVESTMENT & SECURITIES CORPORATION LTD				a	a					
154, ΛΕΩΦ. ΚΥΡΗΝΕΙΑΣ	0035722121700									
UBS EUROPE SE				a	a					
, OPERNTURM, BOCKENHEIMER LANDSTRASSE 2-4	496921790									
UBS LIMITED					a					
1, FINSBURY AVENUE LONDON	+44 2075687135									

List of Stocks under Market Making operations

Securities	Market Maker	Start Market Making	Stock Category	Suspension Status
MLS MULTIMEDIA SA (CR)	PIRAEUS SECURITIES S. A.	01/08/2019		
ALPHA ETF FTSE Athex Large Cap	ALPHA FINANCE INVESTMENT SERVICES SINGLE MEMBER SA	02/01/1900	Exchange Traded Funds (ETFs)	
	NATIONAL SECURITIES SINGLE MEMBER SA	02/01/1900		
ADMIE (IPTO) HOLDING S.A. (CR)	EUROBANK EQUITIES INVESTMENT FIRM S.A	24/05/2021	Main Market	
	HELLENIC AMERICAN SECURITIES S.A.	09/03/2020		
	PIRAEUS SECURITIES S. A.	29/06/2017		
AEGEAN AIRLINES (CR)	EUROBANK EQUITIES INVESTMENT FIRM S.A	22/09/2020	Main Market	
ALPHA SERVICES HOLD (CR)	ALPHA FINANCE INVESTMENT SERVICES SINGLE MEMBER SA	29/02/2016	Main Market	
	EUROBANK EQUITIES INVESTMENT FIRM S.A	22/10/2006		
	HELLENIC AMERICAN SECURITIES S.A.	25/07/2014		
	LEON DEPOLAS SECURITIES S.A.	04/01/2016		
	MERIT SECURITIES S.A	03/09/2012		
	NATIONAL SECURITIES SINGLE MEMBER SA	02/01/1900		
	PIRAEUS SECURITIES S. A.	28/05/2009		
ANDROMEDA SA (CR)	BETA SECURITIES S.A.	15/02/2021	Main Market	
AS COMPANY SA (CR)	EUROBANK EQUITIES INVESTMENT FIRM S.A	01/04/2019	Main Market	
ATTICA BANK S.A. (CR)	EUROBANK EQUITIES INVESTMENT FIRM S.A	11/11/2019	Main Market	
	EUROXX SECURITIES S.A.	22/01/2016		
	PIRAEUS SECURITIES S. A.	20/09/2017		
AUTOHELLAS SA (CR)	ALPHA FINANCE INVESTMENT SERVICES SINGLE MEMBER SA	01/07/2019	Main Market	
	EUROXX SECURITIES S.A.	02/07/2018		
AVAX S.A. (CR)	EUROBANK EQUITIES INVESTMENT FIRM S.A	14/12/2015	Main Market	
	PIRAEUS SECURITIES S. A.	01/02/2021		
AVE (CR)	EUROXX SECURITIES S.A.	05/06/2020	Main Market	
BRIQ PROPERTIES (CR)	EUROBANK EQUITIES INVESTMENT FIRM S.A	09/09/2019	Main Market	
	LEON DEPOLAS SECURITIES S.A.	22/02/2021		
BYTE COMPUTER SA (CR)	MERIT SECURITIES S.A	04/08/2008	Main Market	
CC HBC AG (CR)	BETA SECURITIES S.A.	08/03/2021	Main Market	
	NATIONAL SECURITIES SINGLE MEMBER SA	02/01/1900		
	PIRAEUS SECURITIES S. A.	04/05/2015		
CENERGY HOLDINGS (CB)	ALPHA FINANCE INVESTMENT SERVICES SINGLE MEMBER SA	02/01/2016	Main Market	
	EUROBANK EQUITIES INVESTMENT FIRM S.A	02/01/2016		
CNL CAPITAL (CR)	MERIT SECURITIES S.A	01/10/2018	Main Market	
EKTER SA (CR)	EUROBANK EQUITIES INVESTMENT FIRM S.A	16/10/2017	Main Market	
	LEON DEPOLAS SECURITIES S.A.	21/05/2018		
ELASTRON (CR)	LEON DEPOLAS SECURITIES S.A.	20/02/2017	Main Market	
ELLAKTOR (CR)	ALPHA FINANCE INVESTMENT SERVICES SINGLE MEMBER SA	18/03/2019	Main Market	
	EUROBANK EQUITIES INVESTMENT FIRM S.A	01/06/2012		
	EUROXX SECURITIES S.A.	24/09/2018		
	NATIONAL SECURITIES SINGLE MEMBER SA	02/01/1900		
	PIRAEUS SECURITIES S. A.	22/10/2018		
ELTON SA (CR)	BETA SECURITIES S.A.	03/09/2012	Main Market	
	LEON DEPOLAS SECURITIES S.A.	01/04/2019		
ELVALHALCOR (CR)	ALPHA FINANCE INVESTMENT SERVICES SINGLE MEMBER SA	07/05/2018	Main Market	
	EUROBANK EQUITIES INVESTMENT FIRM S.A	07/05/2018		
ELVE SA (CR)	LEON DEPOLAS SECURITIES S.A.	02/11/2020	Main Market	

List of Stocks under Market Making operations

Securities	Stock Category
Market Maker	Start Market Making
ENTERSOFT (CR)	Main Market
EUROBANK EQUITIES INVESTMENT FIRM S.A	22/06/2020
EUROBANK HOLDINGS (CR)	Main Market
ALPHA FINANCE INVESTMENT SERVICES SINGLE MEMBER SA	09/01/2006
EUROBANK EQUITIES INVESTMENT FIRM S.A	01/06/2012
HELLENIC AMERICAN SECURITIES S.A.	25/07/2014
LEON DEPOLAS SECURITIES S.A.	30/11/2018
MERIT SECURITIES S.A	06/11/2017
NATIONAL SECURITIES SINGLE MEMBER SA	02/01/1900
PIRAEUS SECURITIES S. A.	28/09/2009
EUROPEAN RELIANCE INSUR. (CR)	Main Market
BETA SECURITIES S.A.	27/07/2020
PANTELAKIS SECURITIES S.A.	15/07/2019
EYDAP S.A. (CR)	Main Market
ALPHA FINANCE INVESTMENT SERVICES SINGLE MEMBER SA	27/01/2020
EUROBANK EQUITIES INVESTMENT FIRM S.A	10/06/2019
FOURLIS (CR)	Main Market
EUROBANK EQUITIES INVESTMENT FIRM S.A	01/12/2016
PIRAEUS SECURITIES S. A.	06/03/2017
GEK TERNA (CR)	Main Market
BETA SECURITIES S.A.	08/03/2021
EUROBANK EQUITIES INVESTMENT FIRM S.A	24/05/2021
PIRAEUS SECURITIES S. A.	29/08/2019
GR. SARANTIS S.A. (CR)	Main Market
BETA SECURITIES S.A.	14/05/2012
EUROBANK EQUITIES INVESTMENT FIRM S.A	24/10/2016
HELLENIC EXCHANGES-A.S.E. (CR)	Main Market
HELLENIC AMERICAN SECURITIES S.A.	01/09/2014
NATIONAL SECURITIES SINGLE MEMBER SA	02/01/1900
PIRAEUS SECURITIES S. A.	04/05/2015
HELLENIC PETROLEUM (CR)	Main Market
HELLENIC AMERICAN SECURITIES S.A.	14/09/2015
PIRAEUS SECURITIES S. A.	20/03/2017
IDEAL GROUP SA (CR)	Main Market
EUROBANK EQUITIES INVESTMENT FIRM S.A	07/06/2021
PIRAEUS SECURITIES S. A.	07/06/2021
IKTINOS HELLAS SA (CR)	Main Market
ALPHA FINANCE INVESTMENT SERVICES SINGLE MEMBER SA	01/04/2019
EUROBANK EQUITIES INVESTMENT FIRM S.A	25/02/2019
NATIONAL SECURITIES SINGLE MEMBER SA	02/01/1900
INTERCONTINENTAL (CR)	Main Market
LEON DEPOLAS SECURITIES S.A.	03/06/2019
INTERWOOD-XYLEMPORIA (CR)	Main Market
EUROBANK EQUITIES INVESTMENT FIRM S.A	05/07/2021
PANTELAKIS SECURITIES S.A.	01/07/2021
INTRAKAT (CR)	Main Market
BETA SECURITIES S.A.	04/10/2021
JUMBO SA (CR)	Main Market
BETA SECURITIES S.A.	01/02/2021
EUROBANK EQUITIES INVESTMENT FIRM S.A	25/05/2020
MERIT SECURITIES S.A	06/11/2017
PIRAEUS SECURITIES S. A.	06/03/2017
KARAMOLEGOS SA (CR)	Main Market
EUROXX SECURITIES S.A.	04/10/2019
KLOUKINAS - LAPPAS SA (CR)	Main Market
BETA SECURITIES S.A.	22/09/2014
KRI-KRI S.A. (CR)	Main Market
EUROBANK EQUITIES INVESTMENT FIRM S.A	07/05/2018
LEON DEPOLAS SECURITIES S.A.	16/01/2017
LAMDA DEVELOPMENT SA (CR)	Main Market
EUROBANK EQUITIES INVESTMENT FIRM S.A	08/12/2014
PANTELAKIS SECURITIES S.A.	06/11/2017
PIRAEUS SECURITIES S. A.	29/06/2017
LAMPSPA HOTEL SA (CR)	Main Market
LEON DEPOLAS SECURITIES S.A.	16/01/2017
MARFIN INVESTMENT GROUP (CR)	Main Market
EUROBANK EQUITIES INVESTMENT FIRM S.A	23/03/2015
PIRAEUS SECURITIES S. A.	02/02/2009

List of Stocks under Market Making operations

Securities	Market Maker	Start Market Making	Stock Category
MOTOR OIL (CR)			Main Market
BETA SECURITIES S.A.		08/03/2021	
EUROBANK EQUITIES INVESTMENT FIRM S.A		22/10/2006	
LEON DEPOLAS SECURITIES S.A.		01/04/2019	
MERIT SECURITIES S.A		25/02/2019	
NATIONAL SECURITIES SINGLE MEMBER SA		02/01/1900	
PIRAEUS SECURITIES S. A.		04/05/2015	
MYTILINEOS (CR)			Main Market
ALPHA FINANCE INVESTMENT SERVICES SINGLE MEMBER SA		15/04/2019	
EUROBANK EQUITIES INVESTMENT FIRM S.A		20/09/2017	
MERIT SECURITIES S.A		25/02/2019	
NATIONAL SECURITIES SINGLE MEMBER SA		02/01/1900	
PIRAEUS SECURITIES S. A.		04/05/2015	
NATIONAL BANK (CR)			Main Market
ALPHA FINANCE INVESTMENT SERVICES SINGLE MEMBER SA		09/01/2006	
BETA SECURITIES S.A.		01/02/2021	
EUROBANK EQUITIES INVESTMENT FIRM S.A		22/10/2006	
HELLENIC AMERICAN SECURITIES S.A.		25/07/2014	
LEON DEPOLAS SECURITIES S.A.		20/05/2015	
MERIT SECURITIES S.A		03/09/2012	
NATIONAL SECURITIES SINGLE MEMBER SA		02/01/1900	
PIRAEUS SECURITIES S. A.		08/09/2008	
OPAP (CR)			Main Market
ALPHA FINANCE INVESTMENT SERVICES SINGLE MEMBER SA		09/01/2006	
EUROBANK EQUITIES INVESTMENT FIRM S.A		22/10/2006	
HELLENIC AMERICAN SECURITIES S.A.		25/07/2014	
MERIT SECURITIES S.A		20/03/2017	
NATIONAL SECURITIES SINGLE MEMBER SA		02/01/1900	
PIRAEUS SECURITIES S. A.		04/05/2015	
OTE (CR)			Main Market
ALPHA FINANCE INVESTMENT SERVICES SINGLE MEMBER SA		09/01/2006	
EUROBANK EQUITIES INVESTMENT FIRM S.A		22/10/2006	
HELLENIC AMERICAN SECURITIES S.A.		25/07/2014	
LEON DEPOLAS SECURITIES S.A.		20/04/2015	
MERIT SECURITIES S.A		20/03/2017	
NATIONAL SECURITIES SINGLE MEMBER SA		02/01/1900	
PIRAEUS SECURITIES S. A.		08/09/2008	
P.P.A. S.A. (CR)			Main Market
EUROBANK EQUITIES INVESTMENT FIRM S.A		06/02/2019	
PAPOUTSANIS (CR)			Main Market
ALPHA FINANCE INVESTMENT SERVICES SINGLE MEMBER SA		19/11/2018	
BETA SECURITIES S.A.		25/11/2013	
EUROBANK EQUITIES INVESTMENT FIRM S.A		06/12/2021	
PETROPOULOS PETROS (CR)			Main Market
EUROBANK EQUITIES INVESTMENT FIRM S.A		01/04/2019	
PANTELAKIS SECURITIES S.A.		16/03/2020	
PIRAEUS FINANCIAL HOLD (CR)			Main Market
ALPHA FINANCE INVESTMENT SERVICES SINGLE MEMBER SA		15/04/2019	
EUROBANK EQUITIES INVESTMENT FIRM S.A		22/10/2006	
EUROXX SECURITIES S.A.		15/02/2016	
HELLENIC AMERICAN SECURITIES S.A.		25/07/2014	
LEON DEPOLAS SECURITIES S.A.		30/11/2018	
MERIT SECURITIES S.A		16/09/2013	
NATIONAL SECURITIES SINGLE MEMBER SA		02/01/1900	
PIRAEUS SECURITIES S. A.		16/02/2009	
PLAISIO COMPUTERS SA (CR)			Main Market
EUROBANK EQUITIES INVESTMENT FIRM S.A		02/03/2015	
PPC (CR)			Main Market
ALPHA FINANCE INVESTMENT SERVICES SINGLE MEMBER SA		09/01/2006	
BETA SECURITIES S.A.		01/02/2021	
EUROBANK EQUITIES INVESTMENT FIRM S.A		22/10/2006	
HELLENIC AMERICAN SECURITIES S.A.		01/09/2014	
MERIT SECURITIES S.A		06/11/2017	
NATIONAL SECURITIES SINGLE MEMBER SA		02/01/1900	
PIRAEUS SECURITIES S. A.		28/09/2009	
PREMIA (CR)			Main Market
BETA SECURITIES S.A.		01/06/2021	
PROFILE SA (CR)			Main Market
PANTELAKIS SECURITIES S.A.		01/07/2019	

List of Stocks under Market Making operations

Securities	Market Maker	Start Market Making	Stock Category
QUEST HOLDINGS (CR)			
	BETA SECURITIES S.A.	26/03/2018	Main Market
	EUROBANK EQUITIES INVESTMENT FIRM S.A	28/01/2019	
TERNA ENERGY (CR)			
	BETA SECURITIES S.A.	08/03/2021	Main Market
	EUROBANK EQUITIES INVESTMENT FIRM S.A	24/05/2021	
	PIRAEUS SECURITIES S. A.	09/12/2019	
THRACE PLASTICS SA (CR)			
	ALPHA FINANCE INVESTMENT SERVICES SINGLE MEMBER SA	26/03/2018	Main Market
	EUROBANK EQUITIES INVESTMENT FIRM S.A	26/03/2018	
TITAN CEMENT (CB)			
	BETA SECURITIES S.A.	01/02/2021	Main Market
	EUROBANK EQUITIES INVESTMENT FIRM S.A	06/11/2019	
	PIRAEUS SECURITIES S. A.	18/01/2021	
TZIRAKIAN PROFIL (CR)			
	LEON DEPOLAS SECURITIES S.A.	19/07/2021	Main Market
UNIBIOS (CR)			
	LEON DEPOLAS SECURITIES S.A.	01/02/2021	Main Market
VIOHALCO SA/NV (CB)			
	ALPHA FINANCE INVESTMENT SERVICES SINGLE MEMBER SA	11/03/2008	Main Market
	EUROBANK EQUITIES INVESTMENT FIRM S.A	04/03/2014	
	MERIT SECURITIES S.A	17/03/2014	

Underlying Asset				Derivatives Market													
Price max	Price min	Closing price	change	Delivery Month	Open price	Price max	Price min	Last price	Closing price	Last Bid	Last Ask	Fixing price*	Life high	Life low	Trades	Volume	Open Interest
FTSE/Athex Large Cap				(Trade Unit: 1 Index Point x 2€, Cash Settlement)													
2,128.71	2,072.78	2,101.04	-1.30%	January 2022	2,118.00	2,118.00	2,072.50	2,092.50	2,092.50	---	---	---	2,225.00	---	181	655	2,451
				February 2022	2,079.75	2,079.75	2,069.75	2,069.75	2,069.75	---	---	---	2,142.00	---	3	6	92
				March 2022	---	---	---	---	2,139.50	---	---	---	---	---	---	---	---
				June 2022	---	---	---	---	2,150.25	---	---	---	---	---	---	---	---
				September 2022	---	---	---	---	2,161.00	---	---	---	---	---	---	---	---
				December 2022	---	---	---	---	2,171.75	---	---	---	---	---	---	---	---
FTSE/Athex Banks				(Trade Unit: 1 Index Point x 15€, Cash Settlement)													
564.72	545.04	556.95	-1.38%	March 2022	549.50	549.50	548.50	548.50	548.50	---	---	---	568.50	---	2	2	5
				June 2022	---	---	---	---	570.50	---	---	---	---	---	---	---	---
				September 2022	---	---	---	---	573.25	---	---	---	---	---	---	---	---
				December 2022	---	---	---	---	576.25	---	---	---	---	---	---	---	---

Derivatives notes

Fixing prices and final open positions can be retrieved from the following path <http://www.helex.gr/el/web/guest/statistics-end-of-day-derivatives>

Underlying Asset					Derivatives Market												
Price max	Price min	Closing price	change	Delivery Month	Open price	Price max	Price min	Last price	Closing price	Last Bid	Last Ask	Fixing price*	Life high	Life low	Trades	Volume	Open Interest
ADMIE (IPTO) HOLDING S.A. (CR)					(Contract Size: 100 Securities, Physical Delivery)												
2.45	2.39	2.425	-1.02%	March 2022	2.45	2.46	2.42	2.45	2.45	---	---	---	2.55	---	9	144	5,042
				June 2022	---	---	---	---	2.47	---	---	---	---	---	---	---	---
				September 2022	---	---	---	---	2.49	---	---	---	---	---	---	---	---
				December 2022	---	---	---	---	2.50	---	---	---	---	---	---	---	---
ALPHA SERVICES HOLD (CR)					(Contract Size: 100 Securities, Physical Delivery)												
1.03	1.0025	1.03	-1.15%	March 2022	1.03	1.04	1.00	1.03	1.03	---	---	---	1.16	---	220	3,781	97,427
				June 2022	---	---	---	---	1.05	---	---	---	---	---	---	---	---
				September 2022	---	---	---	---	1.06	---	---	---	---	---	---	---	---
				December 2022	---	---	---	---	1.06	---	---	---	---	---	---	---	---
ATTICA BANK S.A. (CR)					(Contract Size: 100 Securities, Physical Delivery)												
0.3335	0.315	0.3195	-4.20%	March 2022	---	---	---	---	0.212	---	---	---	0.236	---	---	---	114
				June 2022	---	---	---	---	0.337	---	---	---	---	---	---	---	---
				September 2022	---	---	---	---	0.339	---	---	---	---	---	---	---	---
				December 2022	---	---	---	---	0.340	---	---	---	---	---	---	---	---
CC HBC AG (CR)					(Contract Size: 100 Securities, Physical Delivery)												
29.75	28.31	28.87	-2.66%	March 2022	28.63	28.63	28.63	28.63	28.63	---	---	---	29.22	---	1	1	91
				June 2022	---	---	---	---	29.96	---	---	---	---	---	---	---	---
				September 2022	---	---	---	---	30.11	---	---	---	---	---	---	---	---
				December 2022	---	---	---	---	30.26	---	---	---	---	---	---	---	---
CENERGY HOLDINGS (CB)					(Contract Size: 100 Securities, Physical Delivery)												
3.15	3.075	3.135	-1.42%	March 2022	3.11	3.15	3.07	3.14	3.14	---	---	---	3.22	---	62	201	11,742
				June 2022	---	---	---	---	3.21	---	---	---	---	---	---	---	---
				September 2022	---	---	---	---	3.23	---	---	---	---	---	---	---	---
				December 2022	---	---	---	---	3.24	---	---	---	---	---	---	---	---
ELLAKTOR (CR)					(Contract Size: 100 Securities, Physical Delivery)												
1.338	1.283	1.338	0.60%	March 2022	1.29	1.33	1.29	1.33	1.33	---	---	---	1.54	---	5	14	9,959
				June 2022	---	---	---	---	1.34	---	---	---	---	---	---	---	---
				September 2022	---	---	---	---	1.35	---	---	---	---	---	---	---	---
				December 2022	---	---	---	---	1.36	---	---	---	---	---	---	---	---
EUROBANK HOLDINGS (CR)					(Contract Size: 100 Securities, Physical Delivery)												
0.8698	0.8372	0.8698	-1.11%	March 2022	0.869	0.879	0.835	0.875	0.875	---	---	---	0.932	---	117	2,299	28,696
				June 2022	---	---	---	---	0.888	---	---	---	---	---	---	---	---
				September 2022	---	---	---	---	0.893	---	---	---	---	---	---	---	---
				December 2022	---	---	---	---	0.897	---	---	---	---	---	---	---	---

Derivatives notes

Fixing prices and final open positions can be retrieved from the following path <http://www.helex.gr/el/web/guest/statistics-end-of-day-derivatives>

Underlying Asset				Derivatives Market													
Price max	Price min	Closing price	change	Delivery Month	Open price	Price max	Price min	Last price	Closing price	Last Bid	Last Ask	Fixing price*	Life high	Life low	Trades	Volume	Open Interest
EYDAP S.A. (CR)				(Contract Size: 100 Securities, Physical Delivery)													
7.67	7.52	7.56	-2.95%	March 2022	7.65	7.65	7.60	7.60	7.60	---	---	---	7.78	---	5	17	447
				June 2022	---	---	---	---	7.87	---	---	---	---	---	---	---	---
				September 2022	---	---	---	---	7.91	---	---	---	---	---	---	---	---
				December 2022	---	---	---	---	7.95	---	---	---	---	---	---	---	---
FOURLIS (CR)				(Contract Size: 100 Securities, Physical Delivery)													
3.875	3.73	3.86	0.26%	March 2022	3.85	3.85	3.77	3.85	3.85	---	---	---	4.09	---	12	30	3,413
				June 2022	---	---	---	---	3.89	---	---	---	---	---	---	---	---
				September 2022	---	---	---	---	3.91	---	---	---	---	---	---	---	---
				December 2022	---	---	---	---	3.93	---	---	---	---	---	---	---	---
GEK TERNA (CR)				(Contract Size: 100 Securities, Physical Delivery)													
9.42	9.19	9.42	0.32%	March 2022	9.35	9.45	9.28	9.45	9.45	---	---	---	9.92	---	31	122	6,772
				June 2022	---	---	---	---	9.48	---	---	---	---	---	---	---	---
				September 2022	---	---	---	---	9.53	---	---	---	---	---	---	---	---
				December 2022	---	---	---	---	9.58	---	---	---	---	---	---	---	---
HELLENIC EXCHANGES-A.S.E. (CR)				(Contract Size: 100 Securities, Physical Delivery)													
3.67	3.6	3.65	0.55%	March 2022	---	---	---	---	3.70	---	---	---	3.85	---	---	---	842
				June 2022	---	---	---	---	3.67	---	---	---	---	---	---	---	---
				September 2022	---	---	---	---	3.69	---	---	---	---	---	---	---	---
				December 2022	---	---	---	---	3.70	---	---	---	---	---	---	---	---
HELLENIC PETROLEUM (CR)				(Contract Size: 100 Securities, Physical Delivery)													
6.14	6.02	6.1	-2.09%	March 2022	6.08	6.11	6.05	6.11	6.11	---	---	---	6.23	---	7	36	1,973
				June 2022	---	---	---	---	6.29	---	---	---	---	---	---	---	---
				September 2022	---	---	---	---	6.32	---	---	---	---	---	---	---	---
				December 2022	---	---	---	---	6.36	---	---	---	---	---	---	---	---
INTRACOM HOLDINGS (CR)				(Contract Size: 100 Securities, Physical Delivery)													
1.85	1.728	1.824	1.22%	March 2022	1.77	1.85	1.74	1.83	1.83	---	---	---	2.14	---	33	121	6,053
				June 2022	---	---	---	---	1.82	---	---	---	---	---	---	---	---
				September 2022	---	---	---	---	1.83	---	---	---	---	---	---	---	---
				December 2022	---	---	---	---	1.84	---	---	---	---	---	---	---	---
JUMBO SA (CR)				(Contract Size: 100 Securities, Physical Delivery)													
12.59	12.2	12.59	0.08%	March 2022	12.41	12.42	12.36	12.42	12.42	---	---	---	13.27	---	7	14	1,863
				June 2022	---	---	---	---	12.71	---	---	---	---	---	---	---	---
				September 2022	---	---	---	---	12.77	---	---	---	---	---	---	---	---
				December 2022	---	---	---	---	12.83	---	---	---	---	---	---	---	---

Derivatives notes

Fixing prices and final open positions can be retrieved from the following path <http://www.helex.gr/el/web/guest/statistics-end-of-day-derivatives>

Underlying Asset				Derivatives Market													
Price max	Price min	Closing price	change	Delivery Month	Open price	Price max	Price min	Last price	Closing price	Last Bid	Last Ask	Fixing price*	Life high	Life low	Trades	Volume	Open Interest
LAMDA DEVELOPMENT SA (CR)				(Contract Size: 100 Securities, Physical Delivery)													
7.05	6.775	7.045	1.37%	March 2022	6.90	7.04	6.87	7.00	7.00	---	---	---	7.58	---	16	38	5,669
				June 2022	6.91	6.91	6.91	6.91	6.91	---	---	---	7.07	---	1	70	270
				September 2022	---	---	---	---	7.06	---	---	---	---	---	---	---	---
				December 2022	---	---	---	---	7.09	---	---	---	---	---	---	---	---
MARFIN INVESTMENT GROUP (CR)				(Contract Size: 100 Securities, Physical Delivery)													
0.0306	0.0287	0.0287	-4.97%	March 2022	0.031	0.031	0.031	0.031	0.031	---	---	---	0.036	---	2	2	24,786
				June 2022	---	---	---	---	0.031	---	---	---	---	---	---	---	---
				September 2022	---	---	---	---	0.031	---	---	---	---	---	---	---	---
				December 2022	---	---	---	---	0.031	---	---	---	---	---	---	---	---
MOTOR OIL (CR)				(Contract Size: 100 Securities, Physical Delivery)													
13.5	13.27	13.5	-0.15%	March 2022	13.36	13.54	13.36	13.54	13.54	---	---	---	14.20	---	11	66	2,402
				June 2022	---	---	---	---	13.66	---	---	---	---	---	---	---	---
				September 2022	---	---	---	---	13.73	---	---	---	---	---	---	---	---
				December 2022	---	---	---	---	13.79	---	---	---	---	---	---	---	---
MYTILINEOS (CR)				(Contract Size: 100 Securities, Physical Delivery)													
15.11	14.84	15.1	-1.05%	March 2022	15.10	15.12	14.94	15.12	15.12	---	---	---	16.25	---	36	102	5,525
				June 2022	---	---	---	---	15.41	---	---	---	---	---	---	---	---
				September 2022	---	---	---	---	15.49	---	---	---	---	---	---	---	---
				December 2022	---	---	---	---	15.57	---	---	---	---	---	---	---	---
NATIONAL BANK (CR)				(Contract Size: 100 Securities, Physical Delivery)													
2.796	2.72	2.788	-2.17%	March 2022	2.85	2.85	2.75	2.80	2.80	---	---	---	2.95	---	225	3,017	25,451
				June 2022	---	---	---	---	2.88	---	---	---	---	---	---	---	---
				September 2022	---	---	---	---	2.89	---	---	---	---	---	---	---	---
				December 2022	---	---	---	---	2.91	---	---	---	---	---	---	---	---
OPAP (CR)				(Contract Size: 100 Securities, Physical Delivery)													
12.13	11.83	12.1	0.00%	March 2022	11.92	12.18	11.92	12.10	12.10	---	---	---	13.30	---	24	78	1,889
				June 2022	---	---	---	---	12.22	---	---	---	---	---	---	---	---
				September 2022	---	---	---	---	12.28	---	---	---	---	---	---	---	---
				December 2022	---	---	---	---	12.34	---	---	---	---	---	---	---	---
OTE (CR)				(Contract Size: 100 Securities, Physical Delivery)													
16.1	15.945	15.95	-1.88%	March 2022	15.93	16.19	15.93	16.09	16.09	---	---	---	16.53	---	25	30	1,499
				June 2022	---	---	---	---	16.42	---	---	---	---	---	---	---	---
				September 2022	---	---	---	---	16.50	---	---	---	---	---	---	---	---
				December 2022	---	---	---	---	16.58	---	---	---	---	---	---	---	---

Derivatives notes

Fixing prices and final open positions can be retrieved from the following path <http://www.helex.gr/el/web/guest/statistics-end-of-day-derivatives>

Underlying Asset				Derivatives Market													
Price max	Price min	Closing price	change	Delivery Month	Open price	Price max	Price min	Last price	Closing price	Last Bid	Last Ask	Fixing price*	Life high	Life low	Trades	Volume	Open Interest
P.P.A. S.A. (CR)				(Contract Size: 100 Securities, Physical Delivery)													
17.68	17.22	17.46	-1.24%	March 2022	---	---	---	---	17.86	---	---	---	18.15	---	---	---	582
				June 2022	---	---	---	---	17.86	---	---	---	---	---	---	---	---
				September 2022	---	---	---	---	17.95	---	---	---	---	---	---	---	---
				December 2022	---	---	---	---	18.04	---	---	---	---	---	---	---	---
PIRAEUS FINANCIAL HOLD (CR)				(Contract Size: 100 Securities, Physical Delivery)													
1.3	1.275	1.29	-1.07%	March 2022	1.29	1.32	1.27	1.29	1.29	---	---	---	1.37	---	38	449	35,129
				June 2022	---	---	---	---	1.32	---	---	---	---	---	---	---	---
				September 2022	---	---	---	---	1.32	---	---	---	---	---	---	---	---
				December 2022	---	---	---	---	1.33	---	---	---	---	---	---	---	---
PPC (CR)				(Contract Size: 100 Securities, Physical Delivery)													
9.34	9.195	9.235	-2.79%	March 2022	9.23	9.35	9.23	9.26	9.26	---	---	---	10.69	---	58	173	14,771
				June 2022	---	---	---	---	9.60	---	---	---	---	---	---	---	---
				September 2022	---	---	---	---	9.64	---	---	---	---	---	---	---	---
				December 2022	---	---	---	---	9.69	---	---	---	---	---	---	---	---
TERNA ENERGY (CR)				(Contract Size: 100 Securities, Physical Delivery)													
13.4	12.78	13.26	-1.34%	March 2022	12.94	13.33	12.93	13.24	13.24	---	---	---	13.89	---	43	117	1,234
				June 2022	---	---	---	---	13.58	---	---	---	---	---	---	---	---
				September 2022	---	---	---	---	13.64	---	---	---	---	---	---	---	---
				December 2022	---	---	---	---	13.71	---	---	---	---	---	---	---	---
TITAN CEMENT (CB)				(Contract Size: 100 Securities, Physical Delivery)													
13.38	13.26	13.28	-1.34%	March 2022	13.40	13.43	13.32	13.40	13.40	---	---	---	15.10	---	10	10	1,553
				June 2022	---	---	---	---	13.60	---	---	---	---	---	---	---	---
				September 2022	---	---	---	---	13.66	---	---	---	---	---	---	---	---
				December 2022	---	---	---	---	13.73	---	---	---	---	---	---	---	---
VIOHALCO SA/NV (CB)				(Contract Size: 100 Securities, Physical Delivery)													
4.64	4.54	4.64	-1.70%	March 2022	4.70	4.74	4.56	4.64	4.64	---	---	---	4.76	---	18	46	8,137
				June 2022	---	---	---	---	4.77	---	---	---	---	---	---	---	---
				September 2022	---	---	---	---	4.79	---	---	---	---	---	---	---	---
				December 2022	---	---	---	---	4.82	---	---	---	---	---	---	---	---

Derivatives notes

Fixing prices and final open positions can be retrieved from the following path <http://www.helex.gr/el/web/guest/statistics-end-of-day-derivatives>

FTSE/Athex Large Cap

(Trade Unit: 1 Index Point x 2€ - Exercise Style: European, Cash Settlement)

Exercise Price	Call Options														Put Options																		
	January 2022							February 2022							Other Months		January 2022							February 2022							Other Months		Exercise Price
	Open price	Price max	Price min	Last price	Closing price	Volume	Open Interest	Open price	Price max	Price min	Last price	Closing price	Volume	Open Interest	Volume	Open Interest	Open price	Price max	Price min	Last price	Closing price	Volume	Open Interest	Open price	Price max	Price min	Last price	Closing price	Volume	Open Interest	Volume	Open Interest	
1,875	-	-	-	-	-	-	-	-	-	-	-	-	-	-	-	-	-	-	-	-	-	-	-	-	-	-	-	-	-	-	-	1,875	
1,900	0.00	0.00	0.00	-	233.00	-	-	0.00	0.00	0.00	-	242.00	-	-	-	-	-	-	2.70	-	1	-	-	-	-	-	-	-	-	-	-	1,900	
1,925	0.00	0.00	0.00	-	210.00	-	-	0.00	0.00	0.00	-	220.00	-	-	0.00	0.00	0.00	-	4.20	-	-	-	-	-	-	-	-	-	-	-	-	1,925	
1,950	0.00	0.00	0.00	-	187.00	-	-	0.00	0.00	0.00	-	199.00	-	-	15.00	0.00	15.00	15.00	15.00	6	1	-	-	-	-	-	-	-	-	-	-	-	1,950
1,975	0.00	0.00	0.00	-	165.00	-	-	0.00	0.00	0.00	-	179.00	-	-	0.00	0.00	0.00	-	9.50	-	-	-	-	-	-	-	-	-	-	-	-	1,975	
2,000	0.00	0.00	0.00	-	144.00	-	-	0.00	0.00	0.00	-	161.00	-	-	34.50	0.00	27.00	27.00	27.00	3	26	-	-	-	-	-	-	-	-	-	-	-	2,000
2,050	0.00	0.00	0.00	-	106.00	-	30	0.00	0.00	0.00	-	126.00	-	-	0.00	0.00	0.00	-	25.50	-	-	-	-	-	-	-	-	-	-	-	-	2,050	
2,100	51.00	60.50	51.00	60.50	60.50	21	-	0.00	0.00	0.00	-	96.50	-	-	0.00	60.50	0.00	-	43.50	-	113	-	-	-	-	-	-	-	-	-	-	-	2,100
2,150	32.00	32.00	32.00	32.00	32.00	5	6	0.00	0.00	0.00	-	71.50	-	-	0.00	32.00	0.00	-	68.50	-	101	-	-	-	-	-	-	-	-	-	-	-	2,150
2,200	0.00	0.00	0.00	-	30.75	-	44	0.00	0.00	0.00	-	51.50	-	-	0.00	0.00	0.00	-	100.00	-	60	-	-	-	-	-	-	-	-	-	-	-	2,200
2,250	0.00	0.00	0.00	-	18.25	-	20	0.00	0.00	0.00	-	36.25	-	-	0.00	0.00	0.00	-	137.00	-	20	-	-	-	-	-	-	-	-	-	-	-	2,250
2,300	0.00	0.00	0.00	-	10.00	-	-	0.00	0.00	0.00	-	24.75	-	-	0.00	0.00	0.00	-	179.00	-	-	-	-	-	-	-	-	-	-	-	-	-	2,300
2,350	0.00	0.00	0.00	-	5.20	-	-	0.00	0.00	0.00	-	16.25	-	-	0.00	0.00	0.00	-	224.00	-	-	-	-	-	-	-	-	-	-	-	-	-	2,350
2,400	0.00	0.00	0.00	-	2.60	-	-	0.00	0.00	0.00	-	10.50	-	-	0.00	0.00	0.00	-	271.00	-	-	-	-	-	-	-	-	-	-	-	-	-	2,400
2,450	0.00	0.00	0.00	-	1.20	-	-	0.00	0.00	0.00	-	6.60	-	-	0.00	0.00	0.00	-	320.00	-	-	-	-	-	-	-	-	-	-	-	-	-	2,450
2,500	-	-	-	-	-	-	-	-	-	-	-	-	-	-	-	-	-	-	-	-	-	-	-	-	-	-	-	-	-	-	-	2,500	
Totals:						26	100					0	0	0	0						9	322					0	0	0	0			
Number of Trades:							3						0	0	0							4					0	0	0	0			

ALPHA SERVICES HOLD (CR)

(Contract Size: 100 Securities, Exercise Style: American, Physical Delivery)

Call Options														Put Options																		
January 2022							February 2022							Other Months		January 2022							February 2022							Other Months		Exercise Price
Open price	Price max	Price min	Last price	Closing price	Volume	Open Interest	Open price	Price max	Price min	Last price	Closing price	Volume	Open Interest	Volume	Open Interest	Open price	Price max	Price min	Last price	Closing price	Volume	Open Interest	Open price	Price max	Price min	Last price	Closing price	Volume	Open Interest	Volume	Open Interest	
0.650					-	-						-	-									-	-									0.007
0.700					-	-						-	-									-	-									0.007
0.750	0.000	0.000	0.000	0.292	-	-	0.000	0.000	0.000	0.295	-	-			0.000	0.000	0.000	0.000	0.001	-	-			0.000	0.000	0.000	0.002	-	-			0.008
0.800	0.000	0.000	0.000	0.243	-	-	0.000	0.000	0.000	0.249	-	-			0.000	0.000	0.000	0.000	0.001	-	-			0.000	0.000	0.000	0.006	-	-			0.008
0.850	0.000	0.000	0.000	0.196	-	-	0.000	0.000	0.000	0.205	-	-			0.000	0.000	0.000	0.000	0.004	-	-			0.000	0.000	0.000	0.012	-	-			0.009
0.900	0.000	0.000	0.000	0.152	-	-	0.000	0.000	0.000	0.165	-	-			0.000	0.000	0.000	0.000	0.010	-	-			0.000	0.000	0.000	0.022	-	-			0.009
0.950	0.000	0.000	0.000	0.113	-	-	0.000	0.000	0.000	0.130	-	-			0.000	0.000	0.000	0.000	0.021	-	-			0.000	0.000	0.000	0.037	-	-			0.010
1.000	0.000	0.000	0.000	0.080	-	-	0.000	0.000	0.000	0.100	-	-			0.000	0.000	0.000	0.000	0.038	-	-			0.000	0.000	0.000	0.056	-	-			0.010
1.100	0.000	0.000	0.000	0.035	-	-	0.000	0.000	0.000	0.054	-	-			0.000	0.000	0.000	0.000	0.093	-	-			0.000	0.000	0.000	0.111	-	-			0.011
1.200	0.000	0.000	0.000	0.013	-	-	0.000	0.000	0.000	0.028	-	-			0.000	0.000	0.000	0.000	0.171	-	-			0.000	0.000	0.000	0.184	-	-			0.012
1.300	0.000	0.000	0.000	0.004	-	-	0.000	0.000	0.000	0.013	-	-			0.000	0.000	0.000	0.000	0.262	-	-			0.000	0.000	0.000	0.270	-	-			0.013
1.400	0.000	0.000	0.000	0.001	-	-	0.000	0.000	0.000	0.006	-	-			0.000	0.000	0.000	0.000	0.360	-	-			0.000	0.000	0.000	0.363	-	-			0.014
1.500	0.000	0.000	0.000	0.001	-	-	0.000	0.000	0.000	0.002	-	-			0.000	0.000	0.000	0.000	0.460	-	-			0.000	0.000	0.000	0.460	-	-			0.015
1.600	0.000	0.000	0.000	0.001	-	-	0.000	0.000	0.000	0.001	-	-			0.000	0.000	0.000	0.000	0.560	-	-			0.000	0.000	0.000	0.560	-	-			0.016
1.700					-	-					-	-									-	-										0.017
1.800					-	-					-	-									-	-										0.018
Totals:					0	0					0	0			0	0					0	0			0	0			0	0		
Number of Trades:					0					0				0			0.00				0				0			0				

NATIONAL BANK (CR)

(Contract Size: 100 Securities, Exercise Style: American, Physical Delivery)

Call Options														Put Options																		
January 2022							February 2022							Other Months		January 2022							February 2022							Other Months		Exercise Price
Open price	Price max	Price min	Last price	Closing price	Volume	Open Interest	Open price	Price max	Price min	Last price	Closing price	Volume	Open Interest	Volume	Open Interest	Open price	Price max	Price min	Last price	Closing price	Volume	Open Interest	Open price	Price max	Price min	Last price	Closing price	Volume	Open Interest	Volume	Open Interest	
1.600					-	-						-	-									-	-									0.016
1.700					-	-						-	-									-	-									0.017
1.800	0.000	0.000	0.000	1.05	-	-	0.000	0.000	0.000	1.06	-	-			0.000	0.000	0.000	0.001	-	-			0.000	0.000	0.000	0.001	-	-			0.018	
1.900	0.000	0.000	0.000	0.954	-	-	0.000	0.000	0.000	0.957	-	-			0.000	0.000	0.000	0.001	-	-			0.000	0.000	0.000	0.001	-	-			0.019	
2.000	0.000	0.000	0.000	0.854	-	-	0.000	0.000	0.000	0.858	-	-			0.000	0.000	0.000	0.001	-	-			0.000	0.000	0.000	0.001	-	-			0.020	
2.200	0.000	0.000	0.000	0.655	-	-	0.000	0.000	0.000	0.663	-	-			0.000	0.000	0.000	0.001	-	-			0.000	0.000	0.000	0.006	-	-			0.022	
2.400	0.000	0.000	0.000	0.462	-	-	0.000	0.000	0.000	0.481	-	-			0.000	0.000	0.000	0.007	-	-			0.000	0.000	0.000	0.023	-	-			0.024	
2.600	0.000	0.000	0.000	0.289	-	-	0.000	0.000	0.000	0.323	-	-			0.000	0.000	0.000	0.034	-	-			0.000	0.000	0.000	0.064	-	-			0.026	
2.800	0.000	0.000	0.000	0.155	-	7	0.000	0.000	0.000	0.200	-	-			0.000	0.000	0.000	0.100	-	-			0.000	0.000	0.000	0.141	-	-			0.028	
3.000	0.000	0.000	0.000	0.071	-	-	0.000	0.000	0.000	0.113	-	-			0.000	0.000	0.000	0.215	-	-			0.000	0.000	0.000	0.254	-	-			0.030	
3.200	0.000	0.000	0.000	0.027	-	-	0.000	0.000	0.000	0.059	-	-			0.000	0.000	0.000	0.372	-	-			0.000	0.000	0.000	0.400	-	-			0.032	
3.400	0.000	0.000	0.000	0.009	-	-	0.000	0.000	0.000	0.028	-	-			0.000	0.000	0.000	0.555	-	-			0.000	0.000	0.000	0.570	-	-			0.034	
3.600	0.000	0.000	0.000	0.002	-	-	0.000	0.000	0.000	0.013	-	-			0.000	0.000	0.000	0.750	-	-			0.000	0.000	0.000	0.756	-	-			0.036	
3.800	0.000	0.000	0.000	0.001	-	-	0.000	0.000	0.000	0.005	-	-			0.000	0.000	0.000	0.950	-	-			0.000	0.000	0.000	0.951	-	-			0.038	
4.000	0.000	0.000	0.000	0.001	-	-	0.000	0.000	0.000	0.002	-	-			0.000	0.000	0.000	1.15	-	-			0.000	0.000	0.000	1.15	-	-			0.040	
Totals:					0	7						0	0	0	0	0						0	0							0	0	0
Number of Trades:					0							0	0	0				0.00											0	0		

OPAP (CR)

(Contract Size: 100 Securities, Exercise Style: American, Physical Delivery)

Exercise Price	Call Options														Put Options																		
	January 2022						February 2022						Other Months		January 2022						February 2022						Other Months		Exercise Price				
	Open price	Price max	Price min	Last price	Closing price	Volume	Open Interest	Open price	Price max	Price min	Last price	Closing price	Volume	Open Interest	Volume	Open Interest	Open price	Price max	Price min	Last price	Closing price	Volume	Open Interest	Open price	Price max	Price min	Last price	Closing price		Volume	Open Interest	Volume	Open Interest
8.400						-	-							-	-																		
8.800	0.000	0.000	0.000		3.32	-	-	0.000	0.000	0.000		3.33	-	-			0.000	0.000	0.000		0.001	-	-	0.000	0.000	0.000		0.001	-	-		0.088	
9.200	0.000	0.000	0.000		2.92	-	-	0.000	0.000	0.000		2.93	-	-			0.000	0.000	0.000		0.001	-	-	0.000	0.000	0.000		0.001	-	-		0.092	
9.600	0.000	0.000	0.000		2.52	-	-	0.000	0.000	0.000		2.54	-	-			0.000	0.000	0.000		0.001	-	-	0.000	0.000	0.000		0.005	-	-		0.096	
10.000	0.000	0.000	0.000		2.12	-	-	0.000	0.000	0.000		2.15	-	-			0.000	0.000	0.000		0.002	-	-	0.000	0.000	0.000		0.014	-	-		0.100	
11.000	0.000	0.000	0.000		1.17	-	-	0.000	0.000	0.000		1.25	-	-			0.000	0.000	0.000		0.046	-	-	0.000	0.000	0.000		0.113	-	-		0.110	
12.000	0.000	0.000	0.000		0.442	-	30	0.000	0.000	0.000		0.579	-	-			0.000	0.000	0.000		0.320	-	30	0.000	0.000	0.000		0.439	-	-		0.120	
13.000	0.000	0.000	0.000		0.100	-	-	0.000	0.000	0.000		0.205	-	-			0.000	0.000	0.000		0.980	-	-	0.000	0.000	0.000		1.07	-	-		0.130	
14.000	0.000	0.000	0.000		0.013	-	-	0.000	0.000	0.000		0.054	-	-			0.000	0.000	0.000		1.90	-	-	0.000	0.000	0.000		1.93	-	-		0.140	
15.000	0.000	0.000	0.000		0.001	-	-	0.000	0.000	0.000		0.011	-	-			0.000	0.000	0.000		2.90	-	-	0.000	0.000	0.000		2.90	-	-		0.150	
16.000	0.000	0.000	0.000		0.001	-	-	0.000	0.000	0.000		0.002	-	-			0.000	0.000	0.000		3.90	-	-	0.000	0.000	0.000		3.90	-	-		0.160	
17.000	0.000	0.000	0.000		0.001	-	-	0.000	0.000	0.000		0.001	-	-			0.000	0.000	0.000		4.90	-	-	0.000	0.000	0.000		4.90	-	-		0.170	
18.000	0.000	0.000	0.000		0.001	-	-	0.000	0.000	0.000		0.001	-	-			0.000	0.000	0.000		5.90	-	-	0.000	0.000	0.000		5.90	-	-		0.180	
19.000	0.000	0.000	0.000		0.001	-	-							-	-						6.90	-	-									0.190	
Totals:						0	30						0	0	0	0						0	30						0	0	0	0	
Number of Trades:						0							0		0							0.00						0		0			

OTE (CR)

(Contract Size: 100 Securities, Exercise Style: American, Physical Delivery)

Exercise Price	Call Options														Put Options														Exercise Price				
	January 2022						February 2022						Other Months		January 2022						February 2022						Other Months						
	Open price	Price max	Price min	Last price	Closing price	Volume	Open Interest	Open price	Price max	Price min	Last price	Closing price	Volume	Open Interest	Volume	Open Interest	Open price	Price max	Price min	Last price	Closing price	Volume	Open Interest	Open price	Price max	Price min	Last price	Closing price		Volume	Open Interest	Volume	Open Interest
9.200						-	-							-	-																		0.092
9.600						-	-							-	-																		0.096
10.000	0.000	0.000	0.000		6.28	-	-	0.000	0.000	0.000		6.29	-	-																			0.100
11.000	0.000	0.000	0.000		5.28	-	-	0.000	0.000	0.000		5.30	-	-																			0.110
12.000	0.000	0.000	0.000		4.28	-	-	0.000	0.000	0.000		4.30	-	-																			0.120
13.000	0.000	0.000	0.000		3.29	-	-	0.000	0.000	0.000		3.32	-	-																			0.130
14.000	0.000	0.000	0.000		2.30	-	-	0.000	0.000	0.000		2.37	-	-																			0.140
15.000	0.000	0.000	0.000		1.39	-	-	0.000	0.000	0.000		1.53	-	-																			0.150
16.000	0.000	0.000	0.000		0.681	-	-	0.000	0.000	0.000		0.871	-	-																			0.160
17.000	0.000	0.000	0.000		0.254	-	-	0.000	0.000	0.000		0.433	-	-																			0.170
18.000	0.000	0.000	0.000		0.073	-	-	0.000	0.000	0.000		0.186	-	-																			0.180
19.000	0.000	0.000	0.000		0.015	-	-	0.000	0.000	0.000		0.068	-	-																			0.190
20.000	0.000	0.000	0.000		0.002	-	-	0.000	0.000	0.000		0.023	-	-																			0.200
22.000	0.000	0.000	0.000		0.001	-	-	0.000	0.000	0.000		0.002	-	-																			0.220
24.000						-	-						-	-																			0.240
Totals:						0	0						0	0	0	0																	0
Number of Trades:						0							0																				0

PIRAEUS FINANCIAL HOLD (CR)

(Contract Size: 100 Securities, Exercise Style: American, Physical Delivery)

Exercise Price	Call Options														Put Options																		
	January 2022							February 2022							Other Months		January 2022							February 2022							Other Months		Exercise Price
	Open price	Price max	Price min	Last price	Closing price	Volume	Open Interest	Open price	Price max	Price min	Last price	Closing price	Volume	Open Interest	Volume	Open Interest	Open price	Price max	Price min	Last price	Closing price	Volume	Open Interest	Open price	Price max	Price min	Last price	Closing price	Volume	Open Interest	Volume	Open Interest	
0.150						-	-							-	-																		
0.200						-	-							-	-																		0.002
0.250						-	-							-	-																		0.003
0.300						-	-							-	-																		0.003
0.350						-	-							-	-																		0.004
0.400						-	-							-	-																		0.004
0.450						-	-							-	-																		0.005
0.500						-	-							-	-																		0.005
0.550						-	-							-	-																		0.006
0.600						-	-							-	-																		0.006
0.650						-	-							-	-																		0.007
0.700						-	-							-	-																		0.007
0.750						-	-							-	-																		0.008
0.800						-	-							-	-																		0.008
0.900	0.000	0.000	0.000		0.402	-	-	0.000	0.000	0.000		0.404	-	-		0.000	0.000	0.000		0.001	-	-	0.000	0.000	0.000		0.001	-	-		0.009		
0.950	0.000	0.000	0.000		0.352	-	-	0.000	0.000	0.000		0.355	-	-		0.000	0.000	0.000		0.001	-	-	0.000	0.000	0.000		0.002	-	-		0.010		
1.000	0.000	0.000	0.000		0.303	-	-	0.000	0.000	0.000		0.308	-	-		0.000	0.000	0.000		0.001	-	-	0.000	0.000	0.000		0.005	-	-		0.010		
1.100	0.000	0.000	0.000		0.208	-	-	0.000	0.000	0.000		0.220	-	-		0.000	0.000	0.000		0.006	-	-	0.000	0.000	0.000		0.016	-	-		0.011		
1.200	0.000	0.000	0.000		0.126	-	-	0.000	0.000	0.000		0.146	-	-		0.000	0.000	0.000		0.024	-	-	0.000	0.000	0.000		0.042	-	-		0.012		
1.300	0.000	0.000	0.000		0.066	-	-	0.000	0.000	0.000		0.089	-	-		0.000	0.000	0.000		0.063	-	-	0.000	0.000	0.000		0.084	-	-		0.013		
1.400	0.000	0.000	0.000		0.029	-	-	0.000	0.000	0.000		0.051	-	-		0.000	0.000	0.000		0.127	-	-	0.000	0.000	0.000		0.146	-	-		0.014		
1.500	0.000	0.000	0.000		0.011	-	-	0.000	0.000	0.000		0.026	-	-		0.000	0.000	0.000		0.209	-	-	0.000	0.000	0.000		0.222	-	-		0.015		
1.600	0.000	0.000	0.000		0.004	-	-	0.000	0.000	0.000		0.013	-	-		0.000	0.000	0.000		0.302	-	-	0.000	0.000	0.000		0.309	-	-		0.016		
1.700	0.000	0.000	0.000		0.001	-	-	0.000	0.000	0.000		0.006	-	-		0.000	0.000	0.000		0.400	-	-	0.000	0.000	0.000		0.403	-	-		0.017		
1.800	0.000	0.000	0.000		0.001	-	-	0.000	0.000	0.000		0.003	-	-		0.000	0.000	0.000		0.500	-	-	0.000	0.000	0.000		0.500	-	-		0.018		
1.900	0.000	0.000	0.000		0.001	-	-	0.000	0.000	0.000		0.001	-	-		0.000	0.000	0.000		0.600	-	-	0.000	0.000	0.000		0.600	-	-		0.019		
2.000	0.000	0.000	0.000		0.007	-	-	0.000	0.000	0.000		0.001	-	-		0.000	0.000	0.000		0.700	-	-	0.000	0.000	0.000		0.700	-	-		0.020		
2.200						-	-							-	-																	0.022	
2.400						-	-							-	-																	0.024	
2.600						-	-							-	-																	0.026	
2.800						-	-							-	-																	0.028	
3.000						-	-							-	-																	0.030	
3.200						-	-							-	-																	0.032	
3.400						-	-							-	-																	0.034	
3.600						-	-							-	-																	0.036	
3.800						-	-							-	-																	0.038	

PIRAEUS FINANCIAL HOLD (CR)

(Contract Size: 100 Securities, Exercise Style: American, Physical Delivery)

Call Options																Put Options																		
Exercise Price	January 2022							February 2022							Other Months		January 2022							February 2022							Other Months		Exercise Price	
	Open price	Price max	Price min	Last price	Closing price	Volume	Open Interest	Open price	Price max	Price min	Last price	Closing price	Volume	Open Interest	Volume	Open Interest	Open price	Price max	Price min	Last price	Closing price	Volume	Open Interest	Open price	Price max	Price min	Last price	Closing price	Volume	Open Interest	Volume	Open Interest		
4.000						-	-						-	-									-	-										0.040
4.400						-	-						-	-									-	-										0.044
4.800						-	-						-	-									-	-										0.048
5.200						-	-						-	-									-	-										0.052
5.600						-	-						-	-									-	-										0.056
6.000						-	-						-	-									-	-										0.060
6.400						-	-						-	-									-	-										0.064
6.800						-	-						-	-									-	-										0.068
Totals:						0	0						0	0	0	0						0	0										0	
Number of Trades:						0							0		0								0.00										0	

PPC (CR)

(Contract Size: 100 Securities, Exercise Style: American, Physical Delivery)

Exercise Price	Call Options														Put Options																		
	January 2022						February 2022						Other Months		January 2022						February 2022						Other Months		Exercise Price				
	Open price	Price max	Price min	Last price	Closing price	Volume	Open Interest	Open price	Price max	Price min	Last price	Closing price	Volume	Open Interest	Volume	Open Interest	Open price	Price max	Price min	Last price	Closing price	Volume	Open Interest	Open price	Price max	Price min	Last price	Closing price		Volume	Open Interest	Volume	Open Interest
6.000						-	-							-	-																		
6.400						-	-							-	-																		0.064
6.800	0.000	0.000	0.000		2.71	-	-							-	-	0.000	0.000	0.000		0.001	-	-										0.068	
7.200	0.000	0.000	0.000		2.32	-	-	0.000	0.000	0.000		2.34	-	-			0.000	0.000	0.000		0.003	-	-	0.000	0.000	0.000		0.020	-	-		0.072	
7.600	0.000	0.000	0.000		1.93	-	-	0.000	0.000	0.000		1.97	-	-			0.000	0.000	0.000		0.011	-	-	0.000	0.000	0.000		0.045	-	-		0.076	
8.000	0.000	0.000	0.000		1.55	-	-	0.000	0.000	0.000		1.62	-	-			0.000	0.000	0.000		0.032	-	-	0.000	0.000	0.000		0.093	-	-		0.080	
8.400	0.000	0.000	0.000		1.20	-	-	0.000	0.000	0.000		1.30	-	-			0.000	0.000	0.000		0.079	-	-	0.000	0.000	0.000		0.172	-	-		0.084	
8.800	0.000	0.000	0.000		0.882	-	-	0.000	0.000	0.000		1.02	-	-			0.000	0.000	0.000		0.165	-	23	0.000	0.000	0.000		0.286	-	-		0.088	
9.200	0.000	0.000	0.000		0.616	-	-	0.000	0.000	0.000		0.773	-	-			0.000	0.000	0.000		0.299	-	56	0.000	0.000	0.000		0.442	-	-		0.092	
9.600	0.000	0.000	0.000		0.412	-	-	0.000	0.000	0.000		0.571	-	-			0.000	0.000	0.000		0.494	-	-	0.000	0.000	0.000		0.640	-	-		0.096	
10.000	0.000	0.000	0.000		0.260	-	17	0.000	0.000	0.000		0.410	-	-			0.000	0.000	0.000		0.743	-	-	0.000	0.000	0.000		0.879	-	-		0.100	
11.000	0.000	0.000	0.000		0.065	-	51	0.000	0.000	0.000		0.162	-	-			0.000	0.000	0.000		1.55	-	-	0.000	0.000	0.000		1.63	-	-		0.110	
12.000	0.000	0.000	0.000		0.011	-	-	0.000	0.000	0.000		0.055	-	-			0.000	0.000	0.000		2.50	-	-	0.000	0.000	0.000		2.53	-	-		0.120	
13.000	0.000	0.000	0.000		0.002	-	-	0.000	0.000	0.000		0.016	-	-			0.000	0.000	0.000		3.50	-	-	0.000	0.000	0.000		3.50	-	-		0.130	
14.000	0.000	0.000	0.000		0.002	-	-	0.000	0.000	0.000		0.004	-	-			0.000	0.000	0.000		4.50	-	-	0.000	0.000	0.000		4.50	-	-		0.140	
15.000	0.000	0.000	0.000		0.001	-	-	0.000	0.000	0.000		0.001	-	-			0.000	0.000	0.000		5.50	-	-	0.000	0.000	0.000		5.50	-	-		0.150	
16.000	0.000	0.000	0.000		0.001	-	-						-	-			0.000	0.000	0.000		6.50	-	-					-	-		0.160		
Totals:						0	68					0	0	0	0						0	79					0	0	0	0			
Number of Trades:							0						0		0							0.00						0		0			

Lending Products	Underlying Title	Multilateral Transactions[1]					Bilateral Transactions[2]		Stock Borrowing through OTC (volume)[3]
		Open Interest[5]	Volume(Offered)	Average Weighted	Transactions volume	Average Weighted	Transactions Volume	Average Weighted	Transactions Volume
ADMIEBOR	ADMIE (IPTO) HOLDING S.A. (CR)	---	---	---	---	---	---	1,982,815	
AEGNBOR	AEGEAN AIRLINES (CR)	469	---	---	---	---	---	26,619	
ALPHABOR	ALPHA SERVICES HOLD (CR)	82,443	---	---	---	---	---	59,476,763	
ALMYBOR	ALUMIL (CR)	---	---	---	---	---	---	---	
TATTBOR	ATTICA BANK S.A. (CR)	5,078	---	---	---	---	---	4	
EEEBOR	CC HBC AG (CR)	6,640	---	---	---	---	---	70,546	
CENERBOR	CENERGY HOLDINGS (CB)	---	---	---	1,000	3.24%	---	---	
ELLAKTORBOR	ELLAKTOR (CR)	6,000	---	---	---	---	---	6,870	
EUROBBOR	EUROBANK HOLDINGS (CR)	20,000	---	---	---	---	---	49,333,360	
EYDAPBOR	EYDAP S.A. (CR)	4,716	---	---	1,157	2.96%	---	652,716	
FFGRPBOR	FOLLI FOLLIE (CR)	---	---	---	---	---	---	900,530	
FOYRKBOR	FOURLIS (CR)	---	---	---	---	---	---	22,250	
GEKTERNABOR	GEK TERNA (CR)	---	---	---	---	---	---	1,343	
SARBOR	GR. SARANTIS S.A. (CR)	---	---	---	---	---	---	2,587	
EXAEBOR	HELLENIC EXCHANGES-A.S.E. (CR)	9,500	---	---	---	---	---	155,601	
ELPEBOR	HELLENIC PETROLEUM (CR)	2,500	---	---	---	---	---	59,755	
INTRKBOR	INTRACOM HOLDINGS (CR)	---	---	---	---	---	---	---	
BELABOR	JUMBO SA (CR)	---	---	---	---	---	---	331,760	
LAMDABOR	LAMDA DEVELOPMENT SA (CR)	1,500	---	---	---	---	---	1,282	
MIGBOR	MARFIN INVESTMENT GROUP (CR)	21,600	---	---	---	---	---	794,474	
MOHBOR	MOTOR OIL (CR)	10,200	---	---	---	---	---	484,274	
MYTILBOR	MYTILINEOS (CR)	43,000	---	---	---	---	---	497,692	
ETEBOR	NATIONAL BANK (CR)	72,639	---	---	1,530	6.15%	---	7,162,626	
OPAPBOR	OPAP (CR)	17,500	---	---	---	---	---	1,337,602	
HTOBOR	OTE (CR)	36,875	---	---	9,000	2.65%	---	2,856,742	
PPABOR	P.P.A. S.A. (CR)	964	---	---	---	---	---	66,338	
TPEIRBOR	PIRAEUS FINANCIAL HOLD (CR)	5,000	---	---	---	---	---	8,883,024	
PLAISBOR	PLAISIO COMPUTERS SA (CR)	---	---	---	---	---	---	100	
PPCBOR	PPC (CR)	1,000	---	---	1,000	3.15%	---	2,889,420	
QUALBOR	QUALITY & RELIABILITY SA (CR)	---	---	---	---	---	---	---	
QUESTBOR	QUEST HOLDINGS (CR)	---	---	---	---	---	---	846	

Stock Lending Notes

[1] - Multilateral contracts Lending or Borrowing as per Methods 8-1, 8-2 and 8-3-3 (According to ATHEX BoD Resolution No.17)

[2] - Bilateral Contracts Lending or Borrowing as per Methods 8-3-1 and 8-3-2 (According to ATHEX BoD Resolution No.20)

[3] - The information concerning OTC Stock Borrowing Transactions is based on the statements of the Dematerialised Securities System (DSS) operators involved and refers to volumes that have been registered up until the previous working day.

[4] - Average Price (Volume weighted)

[5] - The Data concerning Open Interest before the start of trading session

Lending Products	Underlying Title	Open Interest[5]	Multilateral Transactions[1]				Bilateral Transactions[2]		Stock Borrowing through OTC (volume)[3]
			Volume(Offered)	Average Weighted	Transactions volume	Average Weighted	Transactions Volume	Average Weighted	Transactions Volume
TENERGYBOR	TERNA ENERGY (CR)	34,801	---	---	---	---	---	---	12,892
TITCBOR	TITAN CEMENT (CB)	2,200	---	---	---	---	---	---	226,879
VIOBOR	VIOHALCO SA/NV (CB)	4,447	---	---	---	---	---	---	---

Stock Lending Notes

[1] - Multilateral contracts Lending or Borrowing as per Methods 8-1, 8-2 and 8-3-3 (According to ATHEX BoD Resolution No.17)

[2] - Bilateral Contracts Lending or Borrowing as per Methods 8-3-1 and 8-3-2 (According to ATHEX BoD Resolution No.20)

[3] - The information concerning OTC Stock Borrowing Transactions is based on the statements of the Dematerialised Securities System (DSS) operators involved and refers to volumes that have been registered up until the previous working day.

[4] - Average Price (Volume weighted)

[5] - The Data concerning Open Interest before the start of trading session

Sectors codification for listed companies

12003-	ETF	10101010	Computer Services
10101015	Software	10102030	Computer Hardware
15101010	Telecommunications Equipment	15102015	Telecommunications Services
20101010	Health Care Facilities	20101025	Health Care Services
20102010	Medical Equipment	20103015	Pharmaceuticals
30101010	Banks	30202000	Diversified Financial Services
30202010	Asset Managers & Custodians	30202015	Investment Services
30302010	Full Line Insurance	30302015	Insurance Brokers
30302025	Property and Casualty Insurance	35101010	Real Estate Holding and Development
35101015	Real Estate Services	35102000	Diversified REITs
35102030	Office REITs	40201040	Rental & Leasing Services: Consumer
40202010	Home Construction	40202015	Household Furnishings
40202020	Household Appliance	40203040	Electronic Entertainment
40203045	Toys	40204020	Clothing & Accessories
40301010	Entertainment	40301030	Publishing
40301035	Radio & TV Broadcasters	40401010	Diversified Retailers
40401020	Apparel Retailers	40401025	Home Improvement Retailers
40401030	Specialty Retailers	40501010	Airlines
40501015	Travel & Tourism	40501020	Casinos & Gambling
40501025	Hotels & Motels	45101015	Distillers & Vintners
45101020	Soft Drinks	45102010	Farming Fishing Ranching & Plantations
45102020	Food Products	45103010	Tobacco
45201010	Food Retailers & Wholesalers	45201020	Personal Products
50101010	Construction	50101030	Cement
50101035	Building Materials: Other	50202010	Electrical Components
50203000	Diversified Industrials	50203015	Plastics
50203030	Containers & Packaging	50204000	Machinery: Industrial
50204020	Machinery: Construction & Handling	50205010	Industrial Suppliers
50205020	Back Office Support HR & Consulting	50205030	Forms & Bulk Printing Services
50206015	Commercial Vehicles & Parts	50206030	Marine Transportation
50206060	Transportation Services	55101000	Diversified Materials
55101020	Textile Products	55102000	General Mining
55102010	Iron & Steel	55102015	Metal Fabricating
55102035	Aluminum	60101000	Integrated Oil & Gas
60101020	Oil Refining and Marketing	65101010	Alternative Electricity
65101015	Conventional Electricity	65102030	Water



ATHEX
Athens Stock Exchange

Λεωφ. Αθηνών 110 104 42 Αθήνα
110, Athinon Ave. GR 104 42 Athens
tel. (+30)210-33.66.800, fax (+30)210-33.66.101
www.athexgroup.gr