

22

Ημερήσιο Δελτίο
Συναλλακτικής Δραστηριότητας

Daily Official List
of Trading Activity

Thursday, 27 October, 2022
Year: 143 Trading Day No: 204



ATHEXGROUP
Athens Exchange Group

Disclaimer:

Hellenic Exchanges-Athens Stock Exchange S.A. endeavours to ensure that the data and other material ("Information") presented on the Daily Official List are accurate and complete, but it is not liable for any errors or omissions of data or /and for the accuracy, credibility, updating and completeness of the aforesaid information nor it has any liability arising directly or indirectly from the use of the above Information.

The Company is not liable for the accuracy of the data included in listed companies' announcements. Only the sender of such an announcement is fully and solely liable for any infringement of third party's rights from the content of such announcement. All contents of the Daily Official List are provided only for information purposes and do not constitute investment advice or solicitation to invest in securities or other products listed for trading on the Exchange.

You acknowledge and agree that the Company is the owner of any property rights related to any Information appearing on the Daily Official List including intellectual property rights copyright, trademarks, etc.

The above data are a property of the Hellenic Exchanges-Athens Exchange and are copyright protected. Users are forbidden to reproduce, modify, copy, sale, transmit or redistribute, by all reproduction means and methods, part or the whole of the above data, without reference to their source.

The commercial exploitation of these data is, also, forbidden by third parties. Hellenic Exchanges-Athens Exchange does not carry any responsibility, direct or indirect, derived from usage or accidental alteration of the above data when used by third parties.

Hellenic Exchanges – Athens Stock Exchange S.A.

110 Athinon Ave., 10442 Athens, Tel: (210) 33.66.800, Fax: (210) 32.13.938

www.athexgroup.gr

Thessalonica Stock Exchange Center (T.S.E.C)

16-18 Katouni Str., Thessalonica 546 25 Tel: (2310) 567.667, Fax: (2310) 530.545

Athex Members Guarantee Fund

14-16 Fidiou Str., Athens 106 78, Tel: (210) 33.04.682, Fax: (210) 33.04.155

Hellenic Republic Capital Market Commission

1 Kolokotroni Str. & 1 Stadiou Str., Athens 10562 Tel: (210) 33.77.100 Fax: (210) 33.77.173

Table of Contents

Section 1: Statistical Figures of Securities, Derivatives and Lending

Summary of Markets

Athex Indices

Analytic Figures for Athex Market's Boards and Categories

Trading Details by Athex Sectors and Financial Instruments (ETFs)

Top 10 best & worst performing Shares

Derivatives Summary

Section 2: Analytic Figures of Shares Transactions

Analytic Figures of Shares Transactions

Shares' Notes

Section 3: Figures of Securities Transactions

Securities Blocks Details

Shares Rights Details

Stock Borrowing

Forced Sales Details

Forced Sales Registered Shares

Exchange Traded Funds (ETFs) Characteristics

Section 5: Bonds traded in Fixed Income Assets Market

Convertible Corporate Bonds - Regulated Market

Non Convertible Corporate Bonds - Regulated Market

Government Bonds

Treasury Bills & Zero Coupon Government Bonds

Government Bonds Traded with the Open Outcry Method

State Banks Bonds

Section 6: Additional Infos

Athex & ATHEXClear Members List

List of Stocks under Market Making operations

Section 7: Derivatives Market Analytic Figures

Index Futures

Stock Futures

Index Options

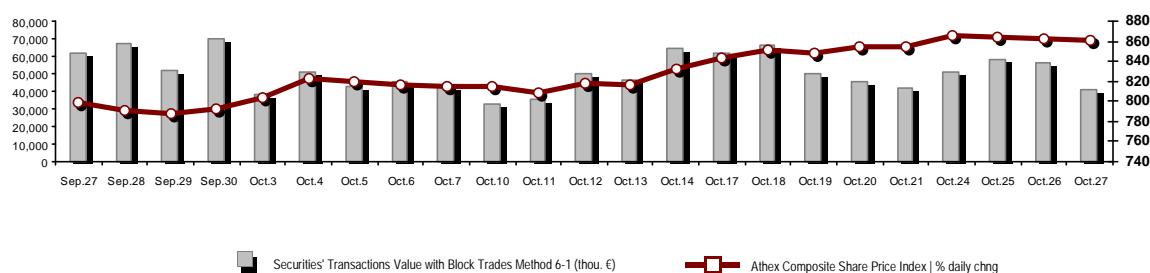
Stock Options

Stock Lending Analytic Figures

Appendix A: Sectors codification for listed companies

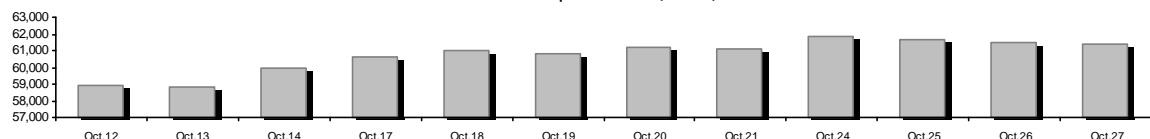
Summary of Markets

Athex Composite Share Price Index vs Shares and Derivatives Transactions Value

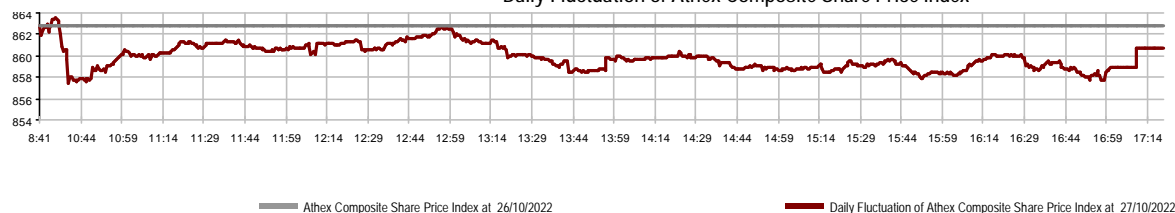


Athex Capitalisation (mill. €) **:	61,370.98		Derivatives Total Open Interest	284,365	
Daily change: mill. € %	-144.82	-0.24%	in Index Futures % daily chng	4,783	4.05%
Yearly Avg Capitalisation: mill. € % chng prev year Avg	62,865.61	3.25%	in Stock Futures % daily chng	278,805	1.53%
Athex Composite Share Price Index % daily chng	860.76	-0.23%	in Index Options % daily chng	394	12.57%
Athex Composite Share Price Index Capitalisation (mill. €)	55,441.49		in Stock Options % daily chng	383	0.79%
Daily change (mill. €)	-144.46				
Securities' Transactions Value with Block Trades Method 6-1 (t	40,899.86		Derivatives Contracts Volume:	7,118	
Daily change: %	-15,809.52	-27.88%	Daily change: pieces %	-10,109	-58.68%
YtD Avg Trans. Value: thou. € % chng prev year Avg	74,632.76	6.85%	YtD Avg Derivatives Contracts % chng prev year Avg	34,419	-27.79%
Blocks Transactions Value of Method 6-1 (thou. €)	2,983.01		Derivatives Trades Number:	693	
Blocks Transactions Value of Method 6-2 & 6-3 (thou. €)	1.11		Daily change: number %	-616	-47.06%
Bonds Transactions Value (thou.€)	483.76		YtD Avg Trades number % chng prev year Avg	2,143	1.26%
Securities' Transactions Volume with Block Trades Method 6-1 (tho	11,451.47		Lending Total Open Interest	1,301,084	
Daily change: thou. pieces %	-5,782.44	-33.55%	Daily change: pieces %	-35,753	-2.67%
YtD Avg Volume: % chng prev year Avg	29,569.05	-13.53%	Lending Volume (Multilateral/Bilateral)	300	
Blocks Transactions Volume of Method 6-1 (thou. Pieces)	320.31		Daily change: pieces %	-258,050	
Blocks Transactions Volume of Method 6-2 & 6-3 (thou. Pieces)	0.45		Multilateral Lending	300	
Bonds Transactions Volume	519,000		Bilateral Lending	0	
Securities' Trades Number with Block Trades Method 6-1	18,178		Lending Trades Number:	1	
Daily change: number %	-7,260	-28.54%	Daily change: %	-1	
YtD Avg Trades number % chng prev year Avg	30,732	2.67%	Multilateral Lending Trades Number	1	
Number of Blocks Method 6-1	8		Bilateral Lending Trades Number	0	
Number of Blocks Method 6-2 & 6-3	1				
Number of Bonds Transactions	140				

Athex Capitalisation (mill. €) **



Daily Fluctuation of Athex Composite Share Price Index



Athex Indices

Index name	27/10/2022	26/10/2022	pts.	%	Min	Max	Year min	Year max	Year change
Athex Composite Share Price Index	860.76 €	862.76	-2.00	-0.23%	857.47	863.48	778.84	973.27	-3.65% €
Athex ESG Index	980.73 €	982.31	-1.58	-0.16%	975.38	982.90	867.88	1,131.24	-3.23% €
FTSE/Athex Large Cap	2,087.05 €	2,090.35	-3.30	-0.16%	2,075.55	2,092.12	1,853.39	2,384.15	-2.88% €
FTSE/Athex Mid Cap Index	1,318.19 #	1,313.76	4.43	0.34%	1,308.86	1,318.19	1,236.94	1,615.19	-11.64% €
FTSE/ATHEX High Dividend Yield Index	2,904.65 #	2,903.47	1.18	0.04%	2,895.29	2,914.38	2,690.12	3,292.03	-6.42% €
FTSE/ATHEX Global Traders Index Plus	2,312.53 €	2,315.16	-2.63	-0.11%	2,301.92	2,318.96	2,117.30	2,584.55	-2.56% €
FTSE/ATHEX Mid & Small Cap Factor-Weighted Ind	4,293.82 #	4,290.02	3.80	0.09%	4,285.45	4,318.21	3,920.25	5,109.62	-8.03% €
ATHEX Select Index Plus	2,909.54 €	2,911.70	-2.16	-0.07%	2,899.54	2,919.22	2,745.11	3,578.04	-14.05% €
ATHEX Select Index	4,106.64 #	4,106.39	0.25	0.01%	4,094.63	4,115.11	3,901.01	4,953.99	-10.48% €
FTSE/Athex Market Index	503.27 €	504.53	-1.26	-0.25%	500.87	504.78	454.86	586.15	-6.13% €
Athex Composite Index Total Return Index	1,513.67 €	1,517.19	-3.52	-0.23%	1,507.89	1,518.45	1,354.79	1,673.61	-1.27% €
FTSE/Athex Large Cap Total Return	3,326.16 €	3,331.42	-5.26	-0.16%			2,917.53	3,702.87	-0.48% €
FTSE/Athex Mid Cap Total Return	1,734.64 #	1,728.81	5.83	0.34%			1,640.21	2,064.38	-9.53% €
Hellenic Mid & Small Cap Index	1,260.26 #	1,258.63	1.63	0.13%	1,255.68	1,262.46	1,171.10	1,451.84	-8.21% €
FTSE/Athex Banks	595.57 #	592.40	3.17	0.54%	586.22	595.57	443.16	752.66	3.59% #
FTSE/Athex Insurance	2,950.35 #	2,889.20	61.15	2.12%	2,858.63	2,950.35	1,994.86	3,171.11	47.90% #
FTSE/Athex Financial Services	641.14 #	639.71	1.43	0.22%	636.71	642.28	605.58	831.60	-14.41% €
FTSE/Athex Industrial Goods & Services	3,909.44 #	3,899.38	10.06	0.26%	3,877.73	3,910.43	3,065.29	4,306.76	4.76% #
FTSE/Athex Retail	784.69 €	793.87	-9.18	-1.16%	779.23	795.04	713.86	1,150.20	-20.29% €
FTSE/ATHEX Real Estate	4,207.14 #	4,180.21	26.93	0.64%	4,154.23	4,225.37	3,592.38	5,179.83	-12.57% €
FTSE/Athex Consumer Goods & Services	8,085.16 €	8,097.02	-11.86	-0.15%	7,988.36	8,138.23	7,260.09	8,861.27	11.36% #
FTSE/Athex Food & Beverage	7,992.47 €	8,200.87	-208.40	-2.54%	7,974.72	8,272.59	6,627.16	12,058.75	-29.47% €
FTSE/Athex Basic Resources	6,149.80 €	6,173.92	-24.12	-0.39%	6,122.82	6,173.92	5,372.63	8,197.29	-16.87% €
FTSE/Athex Construction & Materials	2,876.00 €	2,904.25	-28.25	-0.97%	2,866.19	2,904.96	2,533.53	3,209.28	-3.45% €
FTSE/Athex Energy	4,135.18 €	4,211.59	-76.41	-1.81%	4,135.18	4,227.55	3,339.51	4,463.27	20.09% #
FTSE/Athex Travel & Leisure	2,106.18 #	2,105.11	1.07	0.05%	2,087.15	2,108.69	1,858.00	2,327.38	7.29% #
FTSE/Athex Technology	1,816.80 €	1,817.25	-0.45	-0.02%	1,806.48	1,822.57	1,679.98	2,347.72	-15.37% €
FTSE/Athex Telecommunications	4,388.72 #	4,363.85	24.87	0.57%	4,310.96	4,388.72	3,925.29	5,170.21	-3.45% €
FTSE/Athex Utilities	4,295.39 #	4,273.41	21.98	0.51%	4,231.09	4,309.98	3,692.82	5,208.71	-16.61% €
FTSE/Athex Health Care	347.57 €	348.70	-1.13	-0.32%	343.04	350.96	305.68	611.35	-37.09% €
FTSE/Athex Personal Products	6,596.40 #	6,582.72	13.68	0.21%	6,582.72	6,630.57	5,953.26	8,868.58	-24.39% €
Athex All Share Index	215.82 €	216.34	-0.52	-0.24%	215.82	215.82	198.92	248.43	-6.19% €
Hellenic Corporate Bond Index	116.82 #	116.64	0.17	0.15%			116.21	127.89	-8.58% €
Hellenic Corporate Bond Price Index	85.09 #	84.96	0.12	0.14%			84.74	95.40	-10.79% €

Note 1: FTSE/Med 100, Hellenic Corporate Bond Price Index and Hellenic Corporate Bond Index closing prices refer to the previous trading day of 25/10/2022.

Note 2: The Hellenic Mid & Small Cap Index is a Customized index calculated by the Athens Exchange.

Analytic Figures for Athex Market's Boards and Categories

	Total Traded Securities	Main Market	Surveillance	Exchange Traded Funds (ETFs)
Totals	111	101	9	1
Gain / Lose / Same:	50 / 37 / 24	46 / 35 / 20	4 / 2 / 3	0 / 0 / 1
Athex Capitalisation (mill. €) **	61,370.98	61,020.02	350.96	
Daily Average Trans/ons Value(thou.€)	74,632.76	74,497.37	191.23	17.03
Transactions Value	40,900.96	40,861.03	30.34	9.60
Main Board:	37,903.96	37,864.03	30.34	9.60
Blocks Board 6_2_3:	2,984.12	2,984.12	0.00	0.00
Forced Sales Board:	12.89	12.89	0.00	0.00
Special Terms Board:	0.00	0.00	0.00	0.00
Daily Average Transactions Volume	29,569,047	28,884,550	706,624	825
Transactions Volume	11,451,922	11,342,990	108,466	466
Main Board:	11,127,328	11,018,396	108,466	466
Blocks Board 6_2_3:	320,759	320,759	0	0
Forced Sales Board:	3,835	3,835	0	0
Special Terms Board:	0	0	0	0
Daily Average Number of Trades	30,732	30,520	210	2
Number of Trades	18,179	18,108	67	4
Main Board:	18,169	18,098	67	4
Blocks Board 6_2_3:	9	9	0	0
Forced Sales Board:	1	1	0	0
Special Terms Board:	0	0	0	0

Trading Details by Athex Sectors and Financial Instruments (ETFs)

Code	Sectors	Gain / Lose / Same	Number of Trades	Transactions Volume	Transactions Value	% of Total Trans. Value
3010	- Banks	6 / 0 / 0	4,402	7,897,861	10,825,347.86	26.47%
5510	- Basic Resources	5 / 4 / 4	451	196,812	504,332.90	1.23%
5010	- Construction & Materials	6 / 5 / 3	1,158	341,521	785,275.78	1.92%
4020	- Consumer Products & Services	2 / 3 / 0	1,721	292,479	3,684,740.71	9.01%
6010	- Energy	1 / 1 / 2	1,239	235,014	2,950,659.58	7.21%
12000	- Financial Instruments	0 / 0 / 1	4	466	9,595.30	0.02%
3020	- Financial Services	3 / 1 / 0	117	122,058	46,426.82	0.11%
4510	- Food Beverage & Tobacco	1 / 3 / 1	373	38,986	649,969.32	1.59%
2010	- Health Care	1 / 2 / 0	35	4,324	6,543.07	0.02%
5020	- Industrial Goods & Service	8 / 3 / 2	1,679	366,192	4,087,095.15	9.99%
3030	- Insurance	1 / 0 / 0	20	1,511	5,742.94	0.01%
4030	- Media	0 / 1 / 0	23	10,500	5,757.15	0.01%
4520	- Personal Care, Drug & Grocery Stores	2 / 1 / 0	104	18,816	73,069.72	0.18%
3510	- Real Estate	3 / 3 / 4	601	262,114	533,342.41	1.30%
4040	- Retail	0 / 3 / 3	332	57,151	155,859.49	0.38%
1010	- Technology	4 / 4 / 1	357	102,303	338,704.90	0.83%
1510	- Telecommunications	1 / 1 / 0	1,498	409,918	6,374,542.10	15.59%
4050	- Travel & Leisure	3 / 1 / 2	1,623	480,669	5,163,341.93	12.62%
6510	- Utilities	3 / 1 / 1	2,442	613,227	4,700,617.19	11.49%

Top 10 best & worst performing Shares

Main Market					
With positive Price change	Closing price	change	With negative Price change	Closing price	change
P.P.A. S.A. (CR)	16.02	3.62% #	ELLAKTOR (CR)	1.652	-2.82% ⚡
AVAX S.A. (CR)	0.74	3.06% #	MOTOR OIL (CR)	17.22	-2.71% ⚡
KRI-KRI S.A. (CR)	5.42	2.26% #	CC HBC AG (CR)	21.35	-2.60% ⚡
ELASTRON (CR)	2.4	2.13% #	ALPHA REAL ESTATE SA(CR)	6.6	-2.37% ⚡
AUTOHELLAS SA (CR)	11.28	1.81% #	PREMIA (CR)	1.055	-1.86% ⚡
INTRAKAT (CR)	1.37	1.48% #	EYDAP S.A. (CR)	6.86	-1.72% ⚡
TECHNICAL OLYMPIC SA (CR)	1.79	1.42% #	GEK TERNA (CR)	9.23	-1.70% ⚡
PPC (CR)	6.08	1.33% #	FOURLIS (CR)	2.75	-1.61% ⚡
TPA SA (CR)	23.5	1.29% #	INTRACOM HOLDINGS (CR)	1.65	-1.43% ⚡
SIDMA STEEL (CR)	2.02	1.00% #	VIOHALCO SA/NV (CB)	3.77	-1.05% ⚡
With the highest Transactions Value	Value (thou. €)	change	With the highest Transactions Volume	Volume	change
OTE (CR)	6,368.10	0.58% #	EUROBANK HOLDINGS (CR)	3,010,926	0.88% #
OPAP (CR)	5,055.68	0.00% ↘	ALPHA SERVICES HOLD (CR)	2,926,284	0.48% #
NATIONAL BANK (CR)	4,374.46	0.27% #	NATIONAL BANK (CR)	1,202,223	0.27% #
JUMBO SA (CR)	3,569.84	-0.43% ⚡	PIRAEUS FINANCIAL HOLD (CR)	661,361	0.29% #
MYTILINEOS (CR)	3,042.21	0.12% #	OTE (CR)	408,922	0.58% #
EUROBANK HOLDINGS (CR)	2,934.38	0.88% #	OPAP (CR)	402,393	0.00% ↘
ALPHA SERVICES HOLD (CR)	2,697.56	0.48% #	PPC (CR)	318,028	1.33% #
MOTOR OIL (CR)	2,218.79	-2.71% ⚡	JUMBO SA (CR)	258,499	-0.43% ⚡
TERNA ENERGY (CR)	2,069.22	0.00% ↘	MYTILINEOS (CR)	182,616	0.12% #
PPC (CR)	1,919.61	1.33% #	PREMIA (CR)	177,931	-1.86% ⚡

Note: Stocks that are not included in the "Under Supervision" category, and the transactions value is more than 10,000 €.

Derivatives Summary

	Number of Trades	Volume	Open Interest
Index Futures	96	360	4,783
FTSE/Athex Banks	0	0	0
FTSE/Athex Large Cap	96	360	4,783
Stock Futures	587	6,668	278,805
ADMIE (IPTO) HOLDING S.A. (CR)	3	4	5,434
ALPHA SERVICES HOLD (CR)	56	1,105	115,879
CC HBC AG (CR)	16	21	718
CENERGY HOLDINGS (CB)	6	7	5,600
ELLAKTOR (CR)	0	0	287
EUROBANK HOLDINGS (CR)	46	912	17,656
EYDAP S.A. (CR)	9	43	249
FOURLIS (CR)	2	2	1,340
GEK TERNA (CR)	35	79	7,538
HELLENIC EXCHANGES-A.S.E. (CR)	1	5	894
HELLENIQ ENERGY (CR)	3	3	901
INTRACOM HOLDINGS (CR)	5	12	3,751
JUMBO SA (CR)	11	19	1,130
LAMDA DEVELOPMENT SA (CR)	19	65	4,164
MARFIN INVESTMENT GROUP (CR)	0	0	12,978
MOTOR OIL (CR)	8	37	374
MYTILINEOS (CR)	19	50	2,172
NATIONAL BANK (CR)	80	896	19,656
OPAP (CR)	6	28	1,312
OTE (CR)	18	50	2,710
P.P.A. S.A. (CR)	9	13	558
PIRAEUS FINANCIAL HOLD (CR)	72	2,529	37,234
PPC (CR)	121	643	24,604
TERNA ENERGY (CR)	16	40	6,183
TITAN CEMENT (CB)	8	30	1,233
VIOHALCO SA/NV (CB)	18	75	4,250
Index Options	6	70	394
FTSE/Athex Large Cap	6	70	394
Stock Options	4	20	383
ALPHA SERVICES HOLD (CR)	0	0	0
NATIONAL BANK (CR)	0	0	13
OPAP (CR)	0	0	120
OTE (CR)	0	0	77
PIRAEUS FINANCIAL HOLD (CR)	0	0	7
PPC (CR)	4	20	166
Total Derivatives Traded	693	7,118	284,365

Number of Outstanding Securities	Nominal Value	Dividends [1]			Date of Last Coupon		Note	Shares	Closing price	% change	Previous closing price/date	Open price	Price min	Price max	Last price	Avg price	Last Bid [7]	Last Ask [7]	P/E after tax	Year	Volume	Trades	Transactions Value[8]	Company Mkt Value (thou. €)	Year low	Year high	Sector[4]
		2019	2020	2021	Dividend [2]	Right																					

Main Market - High Liquidity Class

2,347,411,265	0.290	---	---	---	07/04/2008	18/04/2017	---	ALPHA SERVICES HOLD (CR)	0.9284	0.48	P	0.924	26/10/2022	0.92	0.91	0.9284	0.9284	0.92212868@0.926	7000@0.929	---	---	2,926,284	1,260	2,697,560.40	2,179,336.62	0.73	1.456	30101010	
190,162,681		---	---	---		07/12/2016	---	CENERGY HOLDINGS (CB)	2.845	-0.87	E	2.87	26/10/2022	2.84	2.81	2.875	2.845	2.842	788@2.82	132@2.85	---	---	58,382	180	165,942.24	541,012.83	2.325	4.08	50202010
371,809,001	6.70	(0.6196)	0.64	0.71	07/07/2022	29/04/2013	---	CC HBC AG (CR)	21.35	-2.60	E	21.92	26/10/2022	21.86	21.3	22.11	21.35	21.575	480@21.35	250@21.57	---	---	28,402	336	612,780.05	7,938,122.17	17.6	32.22	45101020
3,710,677,508	0.220	---	---	---	02/05/2008	20/05/2019	---	EUROBANK HOLDINGS (CR)	0.9816	0.88	P	0.973	26/10/2022	0.973	0.96	0.9816	0.9816	0.975	6679@0.978	38450@0.982	---	---	3,010,926	1,070	2,934,378.91	3,642,401.04	0.711	1.159	30101010
52,131,944	1.00	---	---	0.1102	30/06/2022	23/07/2019	---	FOURLIS (CR)	2.75	-1.61	E	2.795	26/10/2022	2.78	2.72	2.8	2.75	2.756	2100@2.73	285@2.75	---	---	45,343	258	124,951.10	143,362.85	2.44	4.525	40401010
305,635,185	2.18	0.5	0.1	0.1	27/06/2022	01/10/2003	---	HELLENIQ ENERGY (CR)	6.88	0.29	P	6.86	26/10/2022	6.93	6.81	6.93	6.88	6.875	2000@6.86	2500@6.89	---	---	106,128	309	729,604.94	2,102,770.07	5.81	7.7	60101020
136,059,759	0.880	0.442	0.77	0.385	02/06/2022	05/03/2014	---	JUMBO SA (CR)	13.86	-0.43	E	13.92	26/10/2022	14	13.71	14	13.86	13.81	4019@13.82	1082@13.86	---	---	258,499	1,534	3,569,839.44	1,885,788.26	12.47	15.81	40203045
176,736,715	0.300	---	---	---	30/05/2007	27/11/2019	---	LAMDA DEVELOPMENT SA (CR)	6.13	0.74	P	6.085	26/10/2022	6.045	6.045	6.16	6.13	6.107	2803@6.14	2296@6.15	---	---	35,273	351	215,422.71	1,083,396.06	5.1	7.5	35101010
939,510,748	0.100	---	---	---	26/04/2007	29/08/2014	---	MARFIN INVESTMENT GROUP (CR)	0.0285	-0.70	E	0.0287	26/10/2022	0.0286	0.0285	0.029	0.0285	0.02920760@0.029	10000@0.029	---	---	109,200	20	3,122.80	26,776.06	0.021	0.0385	30202000	
107,222,688	0.440	---	---	#####	17/06/2022	16/03/2022	---	QUEST HOLDINGS (CR)	4	0.63	P	3.975	26/10/2022	3.95	3.95	4.03	4	3.992	200@3.98	10893@4.00	---	---	29,314	114	117,014.38	428,890.75	3.945	6.6667	10101010
78,325,475		---	---	---		23/07/2019	---	TITAN CEMENT (CB)	11.4	---	~	11.4	26/10/2022	11.4	11.26	11.48	11.4	11.364	208@11.36	50@11.40	---	---	22,380	179	254,337.28	892,910.42	10.64	14.94	50101030
259,189,761		0.01	0.02	0.1	03/06/2022	26/02/2016	---	VIOHALCO SA/INV (CB)	3.77	-1.05	E	3.81	26/10/2022	3.78	3.77	3.8	3.77	3.786	1000@3.77	489@3.79	---	---	90,738	166	343,530.19	977,145.40	3.19	5.13	55102015
232,000,000	2.12	0.0889	0.1069	0.0854	29/08/2022	19/06/2017	---	ADMIE (IPTO) HOLDING S.A. (CR)	1.68	0.12	P	1.678	26/10/2022	1.7	1.68	1.714	1.68	1.698	8322@1.68	1250@1.71	11.15	2021	101,105	457	171,681.53	389,760.00	1.58	2.605	65101015
90,167,100	0.500	---	---	---	03/06/2019	24/05/2021	---	AEGEAN AIRLINES (CR)	4.95	0.71	P	4.915	26/10/2022	4.835	4.835	4.95	4.95	4.893	70@4.86	310@4.94	---	---	17,624	202	86,225.70	446,327.15	4.4	6.35	40501010
103,423,291	0.570	---	---	---	01/08/2011	06/09/2022	---	GEK TERNA (CR)	9.23	-1.70	E	9.39	26/10/2022	9.32	9.21	9.37	9.23	9.263	244@9.22	6@9.27	---	---	21,726	306	201,237.35	954,596.98	7.98	10.6	50101010
382,000,000	2.48	---	---	---	20/07/2015	12/12/2001	---	PPC (CR)	6.08	1.33	P	6	26/10/2022	6.03	5.935	6.08	6.08	6.036	558@6.08	577@6.08	---	---	318,028	825	1,919,612.90	2,322,560.00	4.76	9.48	65101015
914,715,153	1.00	---	---	---	16/05/2008	29/08/2018	---	NATIONAL BANK (CR)	3.65	0.27	P	3.64	26/10/2022	3.606	3.59	3.65	3.65	3.639	2855@3.63	200@3.65	---	---	1,202,223	1,378	4,374,457.44	3,338,710.31	2.541	4.115	30101010
375,241,586	0.390	0.03	0.01	0.03	30/05/2022	14/07/2006	---	ELVALHALCOR (CR)	1.47	0.41	P	1.464	26/10/2022	1.46	1.45	1.476	1.47	1.46	240@1.46	940@1.47	---	---	77,928	147	113,743.43	551,605.13	1.26	2.1	55102015
348,192,005	0.040	---	---	---	05/07/2011	16/07/2021	---	ELLAKTOR (CR)	1.652	-2.82	E	1.7	26/10/2022	1.684	1.652	1.698	1.652	1.679	200@1.64	2000@1.70	---	---	95,648	304	160,550.59	575,213.19	1.172	1.932	50101010
106,500,000	0.600	0.38	---	0.28	05/09/2022	13/09/2021	---	EYDAP S.A. (CR)	6.86	-1.72	E	6.98	26/10/2022	6.97	6.84	6.98	6.86	6.905	1868@6.86	200@6.90	---	---	73,878	394	510,124.82	730,590.00	6.56	8.15	65102030
110,782,980	0.750	1.1507	---	0.9054	07/07/2022	04/11/2013	---	MOTOR OIL (CR)	17.22	-2.71	E	17.7	26/10/2022	17.75	17.2	17.75	17.22	17.452	25@17.21	27@17.28	---	---	127,136	922	2,218,787.67	1,907,682.92	12.81	18.98	60101020
142,891,161	0.970	0.3617	0.378	0.4341	24/06/2022	07/07/2017	---	MYTILINEOS (CR)	16.72	0.12	P	16.7	26/10/2022	16.61	16.58	16.73	16.72	16.659	925@16.69	4600@16.73	---	---	182,616	970	3,042,214.88	2,389,140.21	12.68	18.2	50203000
25,000,000	2.00	0.5388	0.4	0.628	25/07/2022	08/08/2003	---	P.P.A. S.A. (CR)	16.02	3.62	P	15.46	26/10/2022	15.78	15.78	16.1	16.02	15.976	50@15.94	1800@16.10	10.89	2021	46,624	298	744,863.76	400,500.00	13.82	17.98	50206060
360,279,955	0.300	0.3	0.55	0.6	19/10/2022	29/07/2022	---	OPAP (CR)	12.59	---	~	12.59	26/10/2022	12.53	12.49	12.64	12.59	12.564	1843@12.56	1879@12.61	---	---	402,393	1,386	5,055,684.34	4,535,924.63	11.7293	14.7016	40501020
442,483,326	2.83	0.5554	0.6879	0.8231	01/07/2022	18/06/1998	---	OTE (CR)	15.72	0.58	P	15.63	26/10/2022	15.54	15.44	15.72	15.72	15.573	700@15.58	5961@15.72	---	---	408,922	1,486	6,368,102.06	6,955,837.88	14.05	18.5	15102015
1,250,367,223	0.930	---	---	---	16/05/2008	14/04/2021	---	PIRAEUS FINANCIAL HOLD (CR)	1.206	0.29	P	1.2025	26/10/2022	1.218	1.195	1.218	1.206	1.202	25743@1.21	160@1.21	---	---	661,361	581	795,257.56	1,507,942.87	0.71	1.723	30101010
43,741,452	0.660	0.0576	0.16	0.2723	30/05/2022	01/11/1999	---	THRACE PLASTICS SA (CR)	3.77	0.67	P	3.745	26/10/2022	3.745	3.72	3.78	3.77	3.749	5@3.76	479@3.77	---	---	13,907	75	52,137.77	164,905.27	3.34	7.06	50203015
69,877,484	0.780	0.167	0.2239	0.1493	03/06/2022	13/06/2018	---	GR. SARANTIS S.A. (CR)	6.47	0.31	P	6.45	26/10/2022	6.45	6.45	6.49	6.47	6.47	120@6.42	181@6.47	---	---	7,389	50	47,806.84	452,107.32	5.68	8.96	45201020
115,855,090	0.300	0.3445	0.3407	0.3411	04/07/2022	05/03/2020	---	TERNA ENERGY (CR)	18.6	---	~	18.6	26/10/2022	18.6	18.37	18.71	18.6	18.591	589@18.59	23@18.60	---	---	111,303	671	2,069,220.30	2,154,904.67	12.12	19.68	65101010

Main Market - Medium Liquidity Class

13,126,020	0.660	---	0.0837	0.1163	22/06/2022	04/09/2020	---	AS COMPANY SA (CR)	2.04	-1.45	E	2.07	26/10/2022	2.04	2.04	2.04	2.04	2.04	500@1.99	325@2.07	---	---	50	1	102.00	26,777.08	1.905	2.4	40401030
3,114,144	0.360	0.4983	0.1558	0.3427	14/06/2022	02/06/2020	---	ALPHA TRUST (CR)	4.52	1.35	P	4.46	26/10/2022	4.5	4.5	4.52	4.52	4.514	50@4.42	50@4.68	---	---	90	3	406.30	14,075.93	4.42	5.9	30202010
14,000,000	4.15	---	---	3.42	14/09/2022	29/06/1999	---	ALPHA REAL ESTATE SA(CR)	6.6	-2.37	E	6.76	26/10/2022	6.66	6.56	6.72	6.72	6.6	200@6.58	96@6.72	---	---	2,669	32	17,614.96	92,400.00	6.5	12	35101015
1,224,229,445	0.070	---	---	---	04/06/2008	22/11/2021	---	ATTICA BANK S.A. (CR)	0.0978	1.88	P	0.096	26/10/2022	0.096	0.096	0.103	0.0978	0.10110000@0.097	191670@0.098	---	---	96,181	98	9,667.00	119,729.64	0.0677	0.1884	30101010	
48,624,764	0.080	0.23	0.23	0.46	08/04/2022	25/06/2019	---	AUTOHELLAS SA (CR)	11.28	1.81	P	11.08	26/10/2022	11.1	11.02	11.28	11.28	11.164	100@11.10	2797@11.28	---	---	7,007	115	78,226.60	548,487.34	8.17	11.28	40201040
151,654,947	0.040	---	---	---	01/07/2008	21/02/2020	---	AVE (CR)	0.558	-2.11	E	0.57	26/10/2022	0.55	0.548	0.558	0.558	0.548	800@0.550	700@0.554	---	---	10,500	23	5,757.15	84,623.46	0.369	0.61	40301010
35,764,593	2.10	0.039	0.06	0.075	26/04/2022	25/11/2019	---	BRIQ PROPERTIES (CR)	1.895	0.26	P	1.89	26/10/2022	1.88	1.88	1.9	1.895	1.894	868@1.88	400@1.90	---	---	16,326	34	30,915.26	67,773.90	1.84	2.24	35102030

Number of Outstanding Securities	Nominal Value	Dividends [1]			Date of Last Coupon Dividend [2]		Note	Shares	Closing price	% change	Previous closing price/date		Open price	Price min	Price max	Last price	Avg price	Last Bid [7]	Last Ask [7]	P/E after tax	Year	Volume	Trades	Transactions Value[8]	Company Mkt Value (thou. €)	Year low	Year high	Sector[4]
101,123,806	0.360	---	---	---	22/07/2010	28/06/2011	---	CENTRIC HOLDINGS (CR)	0.272	-1.45	€ 0.276	26/10/2022	0.272	0.272	0.277	0.272	0.274	7597@0.272	4444@0.277	---	---	6,292	13	1,724.11	27,505.68	0.234	0.329	40203040
784,500	10.00	0.35	---	0.3	24/05/2022	31/07/2018	---	CNL CAPITAL (CR)	7.1	---	↘ 7.1	26/10/2022	---	---	---	---	---	---	29@7.35	16.35	2021	---	---	---	5,569.95	6.75	9.05	30202010
10,104,300	0.300	---	---	---	06/10/2005	13/02/2002	---	CPI SA (CR)	0.61	-2.24	€ 0.624	26/10/2022	0.63	0.61	0.63	0.61	0.61	3700@0.596	3700@0.610	---	---	5,305	5	3,236.15	6,163.62	0.55	0.845	10102030
18,680,300	0.050	---	---	---	06/07/2022		---	DIMAND (CR)	14.4	---	↘ 14.4	26/10/2022	14.45	14.35	14.45	14.35	14.385	100@13.95	85@14.30	---	---	1,265	19	18,197.25	268,996.32	13.33	15.17	35101010
54,200,000	0.075	(0.0065)	---	0.035	19/07/2022	23/11/2021	---	EPSILON NET (CR)	5.3	0.76	⬇ 5.26	26/10/2022	5.26	5.2	5.3	5.3	5.246	30@5.18	1050@5.38	---	---	16,698	61	87,594.34	287,260.00	4.06	7.56	10101015
40,134,921	0.400	---	---	---	30/08/1993	09/09/2022	---	IDEAL HOLDINGS (CR)	3.36	-0.59	€ 3.38	26/10/2022	3.35	3.32	3.39	3.36	3.36	500@3.34	2650@3.37	---	---	26,806	75	90,077.07	134,853.33	2.85	4.09	10102030
20,578,374	0.620	0.04	0.09	0.0853	21/06/2022	18/05/2015	---	INFORM P. LYKOS (CR)	1.69	-0.59	€ 1.7	26/10/2022	1.705	1.675	1.705	1.69	1.683	78@1.66	303@1.69	---	---	1,200	11	2,019.78	34,777.45	1.385	1.9	50205030
83,600,000	0.880	---	---	---	03/07/2007	23/09/2022	---	INTRACOM HOLDINGS (CR)	1.65	-1.43	€ 1.674	26/10/2022	1.658	1.64	1.674	1.65	1.655	300@1.65	500@1.66	---	---	17,940	50	29,685.14	137,940.00	1.27	1.94	10101010
75,053,899	0.300	---	---	---	12/08/2008	26/01/2022	---	INTRAKAT (CR)	1.37	1.48	⬇ 1.35	26/10/2022	1.36	1.35	1.376	1.37	1.368	1700@1.37	1531@1.37	---	---	64,030	106	87,571.50	102,823.84	1.336	2.57	50101010
4,740,000	0.860	---	---	---	14/03/2003		---	LOGISMOS S.A. (CR)	0.98	---	↘ 0.98	26/10/2022	---	---	---	---	---	630@0.912	624@0.980	---	2021	---	---	---	4,645.20	0.882	1.17	10101015
4,419,616	1.58	---	---	---	21/07/2011	04/03/2015	---	MEDICON S.A (CR)	3.07	-0.33	€ 3.08	26/10/2022	3.08	3.03	3.1	3.07	3.071	10@3.03	500@3.08	---	---	1,111	18	3,412.40	13,568.22	2.7	5.4	20102010
468,700	1.71		2.24	3.42	03/05/2022	21/05/2004	---	MERMEREN KOMB. A.D. PR. (GDR)	45.8	---	↘ 45.8	26/10/2022	45.8	45.8	45.8	45.8	45.8	30@43.80	10@45.60	1.44	2021	10	1	458.00	21,466.46	42.4	60	55102000
87,127,162	0.500	---	---	---	21/05/2008	28/07/2021	---	PREMIA (CR)	1.055	-1.86	€ 1.075	26/10/2022	1.08	1.055	1.08	1.055	1.023	2789@1.06	3000@1.07	---	---	177,931	126	181,968.75	91,919.16	1.045	1.8	35101010
24,027,832	0.230	0.0324	---	---	27/06/2022	08/06/2022	---	PROFILE SA (CR)	2.94	---	↘ 2.94	26/10/2022	2.94	2.92	2.97	2.94	2.939	100@2.91	50@2.93	---	---	1,325	17	3,894.20	70,641.83	2.565	3.745	10101010
27,345,120	0.280	---	---	---	18/07/2005	26/02/2014	---	QUALITY & RELIABILITY SA (CR)	0.4	0.50	⬇ 0.398	26/10/2022	0.391	0.39	0.427	0.4	0.396	300@0.385	480@0.398	---	---	1,484	9	588.21	10,938.05	0.35	0.534	10101010
57,434,884	1.31	---	---	---	05/06/2008	12/06/2009	---	REDS S.A. (CR)	2.45	---	↘ 2.45	26/10/2022	2.46	2.45	2.46	2.45	2.452	72036@2.45	1320@2.46	---	---	16,464	17	40,363.80	140,715.47	1.78	2.48	35101010
6,456,530	1.08	0.065	0.0804	0.12	14/07/2022	02/08/2010	---	SPACE HELLAS SA (CR)	6.44	-0.92	€ 6.5	26/10/2022	6.48	6.44	6.5	6.44	6.466	93@6.44	2@6.50	---	---	996	12	6,440.04	41,580.05	6.4	10.8	15101010
15,627,315	0.300	---	---	---	16/11/1992	24/07/2019	---	UNIBIOS (CR)	0.63	1.61	⬇ 0.62	26/10/2022	0.618	0.618	0.631	0.63	0.626	300@0.614	7621@0.630	---	---	3,389	14	2,121.46	9,845.21	0.487	0.74	50204000
144,321,516	0.300	---	---	---	01/07/2011	22/01/2020	---	AVAX S.A. (CR)	0.74	3.06	⬇ 0.718	26/10/2022	0.72	0.718	0.745	0.74	0.737	685@0.730	3300@0.740	---	---	58,346	107	43,012.19	106,797.92	0.666	1.1	50101010
32,413,681	0.370	---	---	---	15/07/2009	11/05/2000	---	ALUMIL (CR)	1.882	-3.39	€ 1.948	26/10/2022	1.948	1.882	1.948	1.882	1.914	145@1.88	196@1.94	---	---	3,062	25	5,859.84	61,002.55	1.55	2.4	55102035
3,534,269	3.44	---	(0.4452)	0.5109	23/05/2022	19/07/2022	---	ANDROMEDA SA (CR)	5.25	0.96	⬇ 5.2	26/10/2022	5.2	5.15	5.25	5.25	5.193	708@5.15	465@5.25	2.72	2021	1,422	29	7,383.75	18,554.91	5.05	8.0544	30204000
18,810,000	0.400	---	---	---	08/07/2010	14/11/2007	---	VARVERIS - MODA BAGNO SA (CR)	0.644	-0.31	€ 0.646	26/10/2022	0.6	0.6	0.644	0.644	0.604	500@0.588	210@0.644	---	---	110	2	66.44	12,113.64	0.42	0.8	40401025
24,060,000	0.300	0.035	0.035	0.055	12/04/2022	01/07/2019	---	GEN. COMMERCIAL & IND.SA (CR)	1.245	---	↘ 1.245	26/10/2022	1.27	1.24	1.275	1.245	1.267	100@1.23	300@1.24	10.24	2021	7,621	11	9,658.02	29,954.70	1.02	1.42	50205010
15,878,748	0.480	---	---	---	10/07/2006	22/03/2004	---	DOMIKI KRITIS SA (CR)	0.91	-0.87	€ 0.918	26/10/2022	0.9	0.9	0.92	0.91	0.91	2570@0.906	1800@0.918	---	---	3,764	16	3,425.35	14,449.66	0.502	0.944	50101010
34,720,000	0.310	---	---	---	16/06/2010	01/08/2007	---	DROMEAS SA (CR)	0.297	-3.88	€ 0.309	26/10/2022	0.282	0.282	0.307	0.297	0.297	50@0.296	300@0.305	---	---	1,180	7	350.48	10,311.84	0.268	0.445	40202015
11,250,000	0.520	---	---	0.0405	01/08/2022	09/11/2015	---	EKTER SA (CR)	1.495	-0.33	€ 1.5	26/10/2022	1.52	1.47	1.52	1.495	1.484	25@1.48	220@1.49	---	---	9,839	50	14,599.22	16,818.75	0.912	1.53	50101010
18,410,839	1.00	---	0.027	0.262	24/08/2022	10/09/2010	---	ELASTRON (CR)	2.4	2.13	⬇ 2.35	26/10/2022	2.38	2.33	2.4	2.4	2.382	163@2.34	1055@2.40	---	---	6,410	19	15,268.91	44,186.01	1.94	2.74	55102010
60,295,607	0.240	---	---	---	09/07/2007	01/07/2021	---	ELGEKA SA (CR)	0.413	-5.27	€ 0.436	26/10/2022	0.417	0.413	0.418	0.413	0.415	297@0.413	505@0.435	---	---	999	6	414.98	24,902.09	0.368	0.52	45201010
19,864,886	5.60	0.672	0.672	0.672	05/05/2022	02/07/2008	---	BANK OF GREECE (CR)	15.9	0.32	⬇ 15.85	26/10/2022	15.85	15.8	15.9	15.9	15.831	42@15.85	1490@15.90	---	---	886	15	14,026.55	315,851.69	14.75	19.14	30101010
60,348,000	0.420	0.07	0.07	0.1515	08/06/2022	04/08/2021	---	HELLENIC EXCHANGES-A.S.E. (CR)	3.135	0.32	⬇ 3.125	26/10/2022	3.115	3.11	3.14	3.135	3.13	376@3.13	368@3.14	---	---	11,346	65	35,513.97	189,190.98	2.94	4.09	30202015
26,730,187	0.520	0.04	0.08	0.1	29/06/2022	01/08/2017	---	ELTON SA (CR)	2.06	0.49	⬇ 2.05	26/10/2022	2.07	2.04	2.07	2.06	2.048	600@2.03	177@2.06	---	---	11,889	70	24,353.00	55,064.19	1.56	2.2	50205010
30,000,000	0.050	---	0.06	0.09	13/05/2022	11/06/2020	---	ENTERSOFT (CR)	3.59	0.28	⬇ 3.58	26/10/2022	3.6	3.55	3.6	3.59	3.585	120@3.51	496@3.58	---	---	1,078	8	3,864.60	107,700.00	3.14	6.04	10101015
36,300,000	1.12	0.268	0.223	0.2186	14/09/2022	12/12/2007	---	THESSALONIKA WATER & SEWERAGE	3.39	0.30	⬇ 3.38	26/10/2022	3.38	3.33	3.41	3.39	3.363	387@3.34	520@3.39	---	---	8,913	95	29,977.64	123,057.00	3.33	4.76	65102030
14,833,480	0.300	---	---	---	02/06/2010	04/02/2022	---	EUROCONSULTANTS S.A. (CR)	0.608	0.33	⬇ 0.606	26/10/2022	0.608	0.604	0.608	0.608	0.605	500@0.590	195@0.600	---	---	2,723	7	1,648.18	9,018.76	0.468	0.696	50205020
114,320,400	0.100	---	---	0.01	26/11/2021	05/08/2019	---	IKTINOS HELLAS SA (CR)	0.498	0.91	⬇ 0.4935	26/10/2022	0.495	0.495	0.498	0.498	0.498	200@0.485	1264@0.498	---	---	4,196	12	2,087.93	56,931.56	0.4555	0.82	50101035
8,226,132	0.450	---	---	---	15/05/2009	13/10/2014	---	ILYDA S.A. (CR)	1.18	-0.42	€ 1.185	26/10/2022	1.15	1.145	1.2	1.18	1.169	288@1.17	5000@1.19	22.58	2021	2,353	18	2,750.81	9,706.84	0.864	1.63	10101015
34,986,430	0.440	---	---	---	25/07/2008	23/02/2010	---	INTERWOOD-XYLEMPORIA (CR)	0.202	---	↘ 0.202	26/10/2022	0.204	0.2	0.204	0.202	0.202	2000@0.197	3799@0.202	---	---	39,801	44	8,045.60	7,606.29	0.187	0.278	50101020
18,567,912	0.590	---	0.12	0.12	06/07/2022	26/01/2021	---	INTERLIFE G.C.I.(CR)	3.86	2.12	⬇ 3.78	26/10/2022	3.84	3.74	3.86	3.86	3.801	1500@3.74	119@3.86	4.60	2021	1,511	20	5,742.94	71,672.14	3.24	5	30302025
8,424,900	0.500	---	---	---	12/07/2010	04/07/2019	---	INTERTECH SA (CR)	1.045	---	↘ 1.045	26/10/2022	---	---	---	---	---	85@1.01	3050@1.04	67.21	2021	---	---	---	8,804.02	0.602	1.105	50205010

Number of Outstanding Securities	Nominal Value	Dividends [1]			Date of Last Coupon		Note	Shares	Closing price	% change	Previous closing price/date	Open price	Price min	Price max	Last price	Avg price	Last Bid [7]	Last Ask [7]	P/E after tax	Year	Volume	Trades	Transactions Value[8]	Company Mkt Value (thou. €)	Year low	Year high	Sector[4]	
		2019	2020	2021	Dividend [2]	Right																						
19,804,134	0.150	---	---	---	01/07/2004	06/11/2017	---	KEKROPS SA (CR)	0.996	3.75 P	0.96	26/10/2022	0.996	0.996	0.996	0.996	950@0.947	654@0.995	---	2021	5	1	4.98	19,724.92	0.82	2.56	35101010	
40,219,218	0.260	---	---	---	29/08/2022	10/06/2019	---	KLOUKINAS - LAPPAS SA (CR)	0.502	--- ↘	0.502	26/10/2022	0.51	0.5	0.51	0.502	0.503	---	902@0.502	---	---	1,518	16	763.30	20,190.05	0.487	0.726	50101010
21,224,340	0.420	---	0.0035	0.02	06/09/2022	25/04/2006	---	KORDELLOS BROS SA (CR)	0.49	--- ↘	0.49	26/10/2022	0.471	0.471	0.49	0.49	0.488	50@0.476	2750@0.486	2.40	2021	110	4	53.71	10,399.93	0.408	0.696	55102010
33,065,136	0.380	0.18	0.2	0.2001	18/08/2022	16/09/2013	---	KRI-KRI S.A. (CR)	5.42	2.26 P	5.3	26/10/2022	5.36	5.36	5.44	5.42	5.39	500@5.36	5200@5.50	13.57	2021	6,000	22	32,342.00	179,213.04	4.88	8.84	45102020
7,595,160	0.600	---	---	---	10/09/2019	18/08/2010	---	KIRIAKOULIS SHIPPING SA (CR)	1.04	--- ↘	1.04	26/10/2022	---	---	---	---	---	184@0.990	450@1.05	---	---	---	---	---	7,898.97	0.966	1.66	40501015
29,250,000	0.360	0.02	0.02	0.0401	21/06/2022	25/04/2019	---	MOTODYNAMICS S.A. (CR)	2.21	--- ↘	2.21	26/10/2022	2.19	2.19	2.21	2.21	2.199	890@2.19	265@2.21	---	---	5,023	14	11,046.10	64,642.50	1.79	2.43	40401030
32,188,050	1.04	---	---	---	21/07/2008	20/01/2000	---	MOUZAKIS (CR)	0.77	1.32 P	0.76	26/10/2022	0.77	0.77	0.78	0.77	0.77	500@0.762	15@0.770	---	---	3,550	5	2,735.00	24,784.80	0.502	0.794	55101020
4,971,466	1.46	---	---	---	04/07/2007	08/10/2003	---	PAIRIS SA (CR)	0.846	-1.63 €	0.86	26/10/2022	0.85	0.836	0.85	0.846	0.838	250@0.822	2995@0.846	---	---	4,084	8	3,423.78	4,205.86	0.642	1.245	50203030
27,098,594	0.540	---	0.07	0.05	21/04/2022	14/01/2021	---	PAPOUTSANIS (CR)	2.38	0.85 P	2.36	26/10/2022	2.38	2.35	2.4	2.38	2.383	250@2.35	25@2.38	---	---	10,428	48	24,847.90	64,494.65	2.27	2.99	45201020
7,070,400	0.930	0.1013	0.1081	0.3242	17/06/2022	06/05/2016	---	PETROPOULOS PETROS (CR)	5.36	0.37 P	5.34	26/10/2022	5.3	5.3	5.4	5.36	5.362	50@5.36	550@5.40	---	---	3,720	17	19,947.60	37,897.34	4.72	8.5	50206015
22,075,665	0.330	0.02	0.05	0.1	21/06/2022	23/11/2021	---	PLAISIO COMPUTERS SA (CR)	3	--- ↘	3	26/10/2022	3	2.9	3.02	3	2.988	200@2.90	1211@3.00	---	---	6,575	56	19,647.95	66,227.00	2.81	4.17	40401010
21,912,599	0.300	---	---	---	11/04/2011	23/02/2007	---	REVOIL (CR)	1.295	--- ↘	1.295	26/10/2022	1.28	1.28	1.295	1.295	1.281	50@1.28	244@1.29	---	---	1,695	6	2,172.09	28,376.82	1.03	1.39	60101020
13,582,223	1.35	---	---	---	24/06/2008	02/02/2016	---	SIDMA STEEL (CR)	2.02	1.00 P	2	26/10/2022	1.97	1.96	2.04	2.02	1.99	5@2.02	100@2.04	---	---	6,875	25	13,682.83	27,436.09	1.755	3.14	55102010
40,693,350	5.00	---	---	---	03/07/2006	26/05/2015	---	TECHNICAL OLYMPIC SA (CR)	1.79	1.42 P	1.765	26/10/2022	1.73	1.73	1.79	1.79	1.774	1000@1.74	1050@1.80	---	---	19,501	52	34,600.08	72,841.10	1.398	2.03	40202010
3,048,000	0.300	---	---	---	06/07/2007	01/06/2021	---	TZIRAKIAN PROFIL (CR)	2.08	--- ↘	2.08	26/10/2022	2.08	2.05	2.09	2.08	2.074	2050@2.02	474@2.08	2.25	2021	1,126	14	2,334.89	6,339.84	1.82	3.18	55102010
10,203,575	0.730	---	---	---	16/07/2007	18/10/1999	---	FIERATEX SA (CR)	0.44	-1.12 €	0.445	26/10/2022	0.427	0.419	0.44	0.44	0.422	708@0.419	698@0.440	5.18	2021	3,496	17	1,476.09	4,489.57	0.412	0.726	55101020

Main Market - Low Liquidity Class

215,805,843	0.300	---	0.05	---	30/12/2021	29/12/2010	---	ATTICA HOLDINGS (CR)	0.924	2.44 P	0.902	26/10/2022	0.9	0.9	0.924	0.924	0.923	5000@0.902	1300@0.924	---	---	4,320	4	3,987.80	199,404.60	0.804	1.22	40501015
11,795,024	0.540	0.0632	0.087	0.136	04/07/2022	30/08/2019	---	FLEXOPACK SA (CR)	6.4	--- ↘	6.4	26/10/2022	---	---	---	---	---	30@6.35	70@6.80	---	---	---	---	---	75,488.15	5.7	7.2	50203030
10,500,000	4.00	0.36	0.37	0.29	31/05/2022	02/08/2016	---	INTERCONTINENTAL (CR)	6.45	--- ↘	6.45	26/10/2022	6.45	6.45	6.45	6.45	6.45	100@6.20	200@6.50	---	---	54	2	348.30	67,725.00	6.25	7.25	35102000
17,120,280	0.940	0.07	0.06	0.06	27/06/2022	02/08/2019	---	LOULIS FOOD (CR)	2.29	--- ↘	2.29	26/10/2022	---	---	---	---	---	635@2.16	335@2.29	---	---	---	---	---	39,205.44	1.96	2.7	45102020
10,500,000	0.950	---	---	---	24/06/2008	22/07/2022	---	MEVACO SA (CR)	2.68	-1.47 €	2.72	26/10/2022	2.64	2.64	2.74	2.68	2.687	200@2.66	100@2.70	14.52	2021	1,657	19	4,452.76	28,140.00	1.89	2.86	55102015
151,532,467	0.500	---	0.01	0.02	22/07/2022	10/06/2020	---	TRASTOR REAL EST. INV. CO.(CR)	1.05	--- ↘	1.05	26/10/2022	---	---	---	---	---	3164@1.05	---	---	---	---	---	---	159,109.09	0.875	1.35	35102000
15,300,000	0.300	---	---	---	30/07/2009	13/12/1999	---	ATTICA PUBLICATIONS SA (CR)	0.428	--- ↘	0.428	26/10/2022	---	---	---	---	---	---	500@0.440	---	---	---	---	---	6,548.40	0.38	0.474	40301030
23,986,500	1.05	---	---	---	26/06/2009	15/03/2000	---	BIOKARPET S.A.(CR)	1.73	-0.58 €	1.74	26/10/2022	1.73	1.7	1.74	1.7	1.732	90@1.64	300@1.69	---	---	154	3	266.76	41,496.65	1.31	1.88	50101035
6,325,000	0.600	0.095	---	0.19	04/07/2022	17/02/2014	---	VOYATZOGLOU (CR)	2.2	--- ↘	2.2	26/10/2022	---	---	---	---	---	120@1.99	1072@2.16	---	---	---	---	---	13,915.00	1.78	2.36	50205010
15,000,000	0.300	---	---	---	06/07/2007	18/07/2000	---	DAIOS PLASTICS SA (CR)	3.02	--- ↘	3.02	26/10/2022	---	---	---	---	---	55@2.98	600@3.10	---	---	---	---	---	45,300.00	2.82	3.34	50203015
13,673,200	0.880	---	---	---	18/07/2008	26/07/2001	---	EVROFARMA SA (CR)	0.7	-1.41 €	0.71	26/10/2022	0.67	0.652	0.7	0.7	0.696	500@0.672	820@0.700	---	---	4,520	11	3,147.28	9,571.24	0.598	0.98	45102020
3,307,500	0.210	---	---	---	11/08/2010	30/11/2021	---	ELVE SA (CR)	5.05	--- ↘	5.05	26/10/2022	---	---	---	---	---	25@5.10	91@5.40	---	---	---	---	---	16,702.88	4.02	6.25	40204020
23,828,130	0.500	---	---	0.0737	18/07/2022	17/02/2009	---	ELINOIL S.A. (CR)	1.725	--- ↘	1.725	26/10/2022	1.725	1.725	1.725	1.725	1.725	190@1.66	200@1.75	---	---	55	2	94.88	41,103.52	1.5	1.98	60101020
86,735,980	0.310	---	---	---	06/07/2009	18/08/2022	---	ATHENS MEDICAL CENTER SA (CR)	1.345	0.75 P	1.335	26/10/2022	1.345	1.33	1.35	1.35	1.345	30@1.32	690@1.35	---	---	1,800	11	2,421.04	116,659.89	1.265	1.95	20101025
2,566,836	0.440	---	---	0.016	15/07/2022	09/01/2007	---	INTERWOOD-XYLEMPORIA (PR)	0.21	--- ↘	0.21	26/10/2022	---	---	---	---	---	1650@0.193	1620@0.230	---	---	---	---	---	7,606.29	0.192	0.318	50101020
2,760,000	11.83	9.4	9.4	11	14/06/2022	16/07/1990	---	KARELIA (CR)	268	-0.74 €	270	26/10/2022	268	268	270	270	268.667	7@266.00	8@268.00	---	---	6	2	1,612.00	739,680.00	248	296	45103010
6,700,000	0.800	0.191	0.179	0.047	24/08/2022	29/05/2014	---	MILLS KEPENOS (CR)	2.28	--- ↘	2.28	26/10/2022	---	---	---	---	---	321@2.28	585@2.48	23.04	2021	---	---	---	15,276.00	2.02	3.26	45102020
11,510,102	0.890	---	---	---	24/06/2005	06/10/1999	---	NAFPAKTOS TEXTILE (CR)	0.96	0.84 P	0.952	26/10/2022	0.96	0.96	0.96	0.96	0.96	100@0.936	155@1.00	---	---	600	2	576.00	11,049.70	0.805	1.37	55101020
18,017,472	0.360	---	---	---	09/09/2022	28/08/2017	---	KTIMA KOSTAS LAZARIDIS SA (CR)	1.43	--- ↘	1.43	26/10/2022	1.5	1.5	1.53	1.53	1.517	350@1.43	140@1.52	---	---	58	2	87.99	25,764.98	1.43	1.95	45101015
6,200,000	0.500	---	---	---	22/06/2010	01/11/1995	---	MINERVA KNITWEAR (CR)	0.434	--- ↘	0.434	26/10/2022	---	---	---	---	---	380@0.416	266@0.458	---	---	---	---	---	2,690.80	0.378	0.765	40204020
21,364,000	1.12	---	---	---	29/07/2019	10/08/2005	---	LAMPSPA HOTEL SA (CR)	20.6	--- ↘	20.6	26/10/2022	---	---	---	---	---	232@20.60	---	---	---	---	---	---	440,098.40	19	22	40501025

Number of Outstanding Securities	Nominal Value	Dividends [1]			Date of Last Coupon		Note	Shares	Closing price	% change	Previous closing price/date	Open price	Price min	Price max	Last price	Avg price	Last Bid [7]	Last Ask [7]	P/E after tax	Year	Volume	Trades	Transactions Value[8]	Company Mkt Value (thou. €)	Year low	Year high	Sector[4]	
		2019	2020	2021	Dividend [2]	Right																						
5,939,268	0.620	---	---	---	10/07/2003	03/01/2002	---	LANAKAM SA (CR)	0.846	---	↘ 0.846	26/10/2022	0.918	0.918	0.918	0.918	1100@0.770	525@0.840	---	---	50	1	45.90	5,024.62	0.66	1.2	40401020	
9,819,370	0.500	---	---	---	14/08/2007	09/01/2004	---	MATHIOS REFRACTORY SA (CR)	0.68	---	↘ 0.68	26/10/2022	---	---	---	---	260@0.640	650@0.705	---	---	---	---	---	6,677.17	0.47	0.84	55101000	
43,200,000	1.00	---	---	0.0824	07/09/2022	14/06/2022	---	MPLE KEDROS (CR)	2.14	-0.47	↘ 2.15	26/10/2022	2.14	2.14	2.15	2.15	2.14	1100@2.13	6391@2.15	---	---	11,700	15	25,040.00	92,448.00	1.95	2.258	35102000
8,321,682	0.670	---	---	---	17/08/2007	23/11/1999	---	N. LEVENTERIS (CR)	0.24	---	↘ 0.24	26/10/2022	---	---	---	---	100@0.220	---	---	2021	---	---	---	2,541.66	0.204	0.4	50202010	
2,160,524	0.670	---	---	---	03/12/2018	23/11/1999	---	N. LEVENTERIS (PR)	0.252	---	↘ 0.252	26/10/2022	---	---	---	---	---	330@0.270	---	2021	---	---	---	2,541.66	0.228	0.348	50202010	
6,340,000	0.600	0.06	0.134	0.17	10/12/2021	05/01/2022	---	NAKAS MUSIC	2.34	---	↘ 2.34	26/10/2022	---	---	---	---	45@2.18	10@2.32	---	---	---	---	---	14,835.60	1.81	2.48	40401030	
10,080,000	3.00	1.17	1.42	1.5	27/04/2022	27/08/2001	---	TPA SA (CR)	23.5	1.29	↗ 23.2	26/10/2022	23.6	23.2	23.8	23.5	23.537	10@23.30	9@23.70	11.79	2020	685	10	16,123.00	236,880.00	22.8	28.7	50206060
27,379,200	0.980	0.3654	---	---	03/07/2020	29/08/2022	---	CRETE PLASTICS SA (CR)	15.2	---	↘ 15.2	26/10/2022	---	---	---	---	10@15.10	66@15.80	---	---	---	---	---	416,163.84	13.4	19.9	50203015	
255,494,534	2.71	0.613	0.352	0.279	09/06/2022	30/09/2021	---	PRODEA (CR)	8.7	---	↘ 8.7	26/10/2022	8.2	7.85	8.2	7.85	8.118	50@7.85	50@8.40	---	---	427	4	3,466.40	2,222,802.45	7.5	9.45	35102000
4,181,450	0.500	---	---	---	21/08/2000	05/03/2002	---	FLOUR MILLS SARANTOPOULOS SA	1.25	---	↘ 1.25	26/10/2022	---	---	---	---	---	69@1.25	---	---	---	---	---	5,226.81	0.99	1.69	45102020	
8,340,750	1.16	---	---	---	25/06/2009	17/09/2018	---	HAIDEMENOS SA (CR)	0.52	---	↘ 0.52	26/10/2022	---	---	---	---	1650@0.482	500@0.535	19.26	2021	---	---	---	4,337.19	0.35	0.715	50205030	

Exchange Traded Funds (ETFs)

906,928	---	---	---	---	15/06/2016	---	---	ALPHA ETF FTSE Athex Large Cap	20.95	---	↘ 20.95	26/10/2022	20.59	20.59	20.95	20.95	20.591	21@18.50	19@21.45	---	---	466	4	9,595.30	---	18.15	23.98	12003
---------	-----	-----	-----	-----	------------	-----	-----	--------------------------------	-------	-----	---------	------------	-------	-------	-------	-------	--------	----------	----------	-----	-----	-----	---	----------	-----	-------	-------	-------

Surveillance

356,314,416	0.060	---	---	---	07/07/2010	21/09/2017	5160	FRIGOGLASS SA (CR)	0.09	---	↘ 0.09	26/10/2022	0.09	0.09	0.09	0.09	0.0921400@0.089	6648@0.090	---	---	29,352	8	2,641.68	32,068.30	0.0845	0.192	50204000
17,027,010	0.300	---	---	---	20/08/2007	26/07/2022	4912	LAVIPHARM SA (CR)	0.5	-1.96	↘ 0.51	26/10/2022	0.51	0.5	0.51	0.5	0.502 2088@0.460	278@0.500	---	---	1,413	6	709.63	8,513.51	0.444	2.22	20103015
65,326,268	0.530	---	---	---	04/07/2007	19/07/2006	4750	SATO SA (CR)	0.025	---	↘ 0.025	26/10/2022	---	---	---	---	9000@0.020	9000@0.030	---	---	---	---	---	1,633.16	0.016	0.08	40202015
13,191,620	0.620	---	---	---	04/08/2010	09/09/2002	5232	YALCO - CONSTANTINOU (CR)	0.232	---	↘ 0.232	26/10/2022	---	---	---	---	1300@0.186	5868@0.232	---	---	---	---	---	3,060.46	0.1	0.33	40202020
13,000,000	1.00	---	---	---	01/08/2007	07/04/2000	5093	AKRITAS SA (CR)	0.498	13.18	↗ 0.44	26/10/2022	0.498	0.498	0.498	0.498	50@0.412	185@0.496	---	---	610	4	303.78	6,474.00	0.352	0.67	50101035
221,519,681	0.300	---	---	---	02/07/2008	28/02/2011	4957	ANEK LINES SA (CR)	0.092	-1.08	↘ 0.093	26/10/2022	0.0915	0.0915	0.093	0.092	0.092 8959@0.092	5193@0.093	---	---	32,554	8	2,994.64	20,714.11	0.051	0.0985	40501015
312,163	0.300	---	---	---	02/07/2008	28/02/2011	4959	ANEK LINES SA (PR, issue '90)	0.072	---	↘ 0.072	26/10/2022	---	---	---	---	2000@0.058	---	---	---	---	---	---	20,714.11	0.058	0.086	40501015
2,969,713	0.300	---	---	---	02/07/2008	28/02/2011	4958	ANEK LINES SA (PR, issue '96)	0.105	---	↘ 0.105	26/10/2022	0.084	0.084	0.084	0.084	0.084 3000@0.086	1194@0.105	---	---	78	2	6.55	20,714.11	0.08	0.108	40501015
6,330,002	0.300	---	---	---	25/06/2002	15/03/2019	5162	VARVARESSOS (CR)	0.22	---	↘ 0.22	26/10/2022	---	---	---	---	---	---	---	2021	---	---	---	1,392.60	0.148	0.464	55101020
17,579,754	4.16	---	---	---	18/08/2006	02/08/2010	---	BIOTER SA (CR)	0.316	6.04	↗ 0.298	26/10/2022	0.246	0.246	0.316	0.316	0.315 4772@0.246	326@0.316	---	---	1,019	5	320.67	5,555.20	0.224	0.59	50101010
4,968,600	0.050	---	---	---	01/07/1998	14/12/1998	5245	VIS SA (CR)	0.8	---	↘ 0.8	26/10/2022	---	---	---	---	500@0.700	500@0.960	---	2021	---	---	---	3,974.88	0.66	1.05	50203030
3,961,300	1.28	---	---	---	29/06/2004	03/08/2000	5248	DUROS SA (CR)	0.254	---	↘ 0.254	26/10/2022	---	---	---	---	---	20@0.204	---	2021	---	---	---	1,006.17	0.172	0.398	40204020
51,754,364	0.300	---	---	---	23/12/2003	24/01/2007	5197	SELECTED TEXT. IND. ASSOC (CR)	0.131	---	↘ 0.131	26/10/2022	0.129	0.129	0.129	0.129	0.129 1000@0.123	610@0.124	---	---	1,250	7	161.25	6,779.82	0.11	0.282	55101020
371,337,000	0.300	---	---	---	30/05/2013	01/07/2022	---	INTRALOT (CR)	0.61	1.67	↗ 0.6	26/10/2022	0.61	0.595	0.61	0.61	0.609 7200@0.595	51465@0.610	---	---	23,700	21	14,442.90	226,515.57	0.438	0.755	40501020
7,125,216	0.650	---	---	---	01/07/2005	14/12/1999	4955	KRE.KA SA (CR)	0.228	---	↘ 0.228	26/10/2022	---	---	---	---	1700@0.184	4000@0.226	---	2021	---	---	---	1,624.55	0.09	0.304	45102010
15,842,391	1.51	---	---	---	15/07/2009	12/05/2000	5141	BITROS HOLDING SA (CR)	0.505	---	↘ 0.505	26/10/2022	---	---	---	---	1600@0.404	2974@0.510	---	---	---	---	---	8,000.41	0.402	0.75	55102010
24,319,250	0.300	---	---	---	09/07/2002	04/07/2007	5165	PROODEFTIKH SA (CR)	0.476	1.71	↗ 0.468	26/10/2022	0.47	0.47	0.476	0.476	0.473 1010@0.476	6600@0.500	---	---	18,490	6	8,754.26	11,575.96	0.24	0.505	50101010
28,438,268	0.070	---	---	---	21/08/2006	24/11/1999	5253	SPIROY AGRICULTURE SA (CR)	0.17	---	↘ 0.17	26/10/2022	---	---	---	---	2000@0.150	1500@0.170	---	---	---	---	---	4,834.51	0.129	0.256	45102010
766,000	1.00	---	---	---	01/07/2004	11/12/2012	5193	TRIA ALFA SA (CR)	8.4	---	↘ 8.4	26/10/2022	---	---	---	---	---	100@6.75	65.33	2021	---	---	---	7,238.00	7.6	9.9	55101020
245,000	1.00	---	---	---	19/07/2010	11/12/2012	5194	TRIA ALFA SA (PR)	3.28	---	↘ 3.28	26/10/2022	---	---	---	---	9@2.80	100@3.92	25.51	2021	---	---	---	7,238.00	2.5	6.7	55101020

Suspension Status

15,816,009	0.300	---	0.032	0.1	12/05/2022	17/07/2000	---	BYTE COMPUTER SA (CR)	3.495	---	↘ 3.495	25/10/2022	---	---	---	---	422758@3.50	---	---	---	---	---	---	55,276.95	2.555	3.71	10101010
5,867,311	0.300	---	---	---	11/08/2010	28/04/2017	5243	DIONIC (CR)	0.11	---	↘ 0.11	30/06/2020	---	---	---	---	---	---	---	---	---	---	---	645.40	0.11	0.11	50205010

Number of Outstanding Securities	Nominal Value	Dividends [1]			Date of Last Coupon		Note	Shares	Closing price	% change	Previous closing price/date		Open price	Price min	Price max	Last price	Avg price	Last Bid [7]	Last Ask [7]	P/E after tax	Year	Volume	Trades	Transactions Value[8]	Company Mkt Value (thou. €)	Year low	Year high	Sector[4]
66,948,210	0.300	---	---	---	22/09/2015	22/09/2015	5179	FOLLI FOLLIE (CR)	4.8	---	4.8	24/05/2018	---	---	---	---	---	---	---	---	---	---	---	---	321,351.41	4.8	4.8	40401030
12,417,000	0.310	---	---	---	27/08/2019	28/08/2017	5233	MLS MULTIMEDIA SA (CR)	0.57	---	0.57	12/05/2020	---	---	---	---	---	---	---	---	---	---	---	---	7,077.69	0.57	0.57	10101015
33,301,715	0.320	---	---	---	27/06/2003	08/07/2009	5241	AEGEK (CR)	0.035	---	0.035	25/06/2020	---	---	---	---	---	---	---	---	---	---	---	---	1,165.56	0.035	0.035	50101010
4,737,503	0.320	---	---	---	22/06/2005	22/09/2015	5115	VARANGIS AVEPE S.A. (CR)	0.11	---	0.11	02/03/2022	---	---	---	---	---	---	---	---	---	---	---	---	521.13	0.11	0.11	40202015
1,001,643	0.040	---	---	---	23/05/2005	17/08/2022	5206	G.E. DIMITRIOU (CR)	0.0125	---	0.0125	30/04/2019	---	---	---	---	---	---	---	---	---	---	---	---	12.52	0.0125	0.9625	40202020
7,085,888	1.59	---	---	---	02/07/1996	06/09/2010	5216	ELVIEMEK (CR)	2.6	---	2.6	30/09/2019	---	---	---	---	---	---	---	---	---	---	---	---	18,423.31	2.6	2.6	35101010
25,179,640	0.600	---	---	---	08/08/1994	19/09/2000	5191	J.BOUTARIS & SON (CR)	0.026	---	0.026	01/10/2018	---	---	---	---	---	---	---	---	---	---	---	---	742.45	0.026	0.026	45101015
1,540,000	0.600	---	---	---	08/08/1994	19/09/2000	5192	J.BOUTARIS & SON (PR)	0.057	---	0.057	01/10/2018	---	---	---	---	---	---	---	---	---	---	---	---	742.45	0.057	0.057	45101015
7,734,375	1.00	---	---	---	09/07/2007	07/01/2011	5266	LIVANIS SA (CR)	0.185	---	0.185	03/05/2022	---	---	---	---	---	---	---	---	---	---	---	---	1,430.86	0.136	0.2	40301030

Shares' Notes

Code	Note text
()	- Adjusted dividends.
*	- Last adjusted closing price.
[1]	- Net dividends.
[2]	- The "Date of Last Coupon" for New listings refers to the date company's stocks started to trade in Athex
[3]	- The Company Market Value is referred to the number of outstanding shares
[4]	- Sectors codification can be found in Appendix A
[5]	- The Market Value refers to the total number of shares listed (including their several classes) in the exchange by the company.
[6]	- P/E greater than 100
[7]	- Last view of the Order Book before the end of the trading session
[8]	- All Blocks Methods' Transactions Value are included.
4750	- Transfer to the Under Surveillance Category from 8/4/2011.
4912	- Transfer to the Surveillance Category as of 31/7/2012.
4955	- Transfer to the Surveillance Category as from 5/4/2013.
4957	- Transfer to the Surveillance Category as from 5/4/2013.
4958	- Transfer to the Surveillance Category as from 5/4/2013.
4959	- Transfer to the Surveillance Category as from 5/4/2013.
5093	- Transfer to the Surveillance Category as of 8/4/2015.
5115	- Transfer to the Surveillance Category as of 15/04/2016.
5141	- Transfer to the Surveillance Category as of 10/05/2017.
5160	- Transfer to the Surveillance Category as of 15/04/2016.
5162	- Transfer to the Under Supervision Category as of 21/12/2009.
5165	- Transfer to the Surveillance Category as of 15/02/2018.
5179	- Suspension of trading as of 25/05/2018.
5191	- Suspension of trading as of 02/10/2018.
5192	- Suspension of trading as of 02/10/2018.
5193	- Transfer to the Surveillance Category as of 25/10/2018.
5194	- Transfer to the Surveillance Category as of 25/10/2018.
5197	- Transfer to the Surveillance Category as of 07/11/2018.
5206	- Suspension of trading as of 02/05/2019.
5216	- Suspension of trading as of 01/10/2019.
5232	- Transfer to the Under Surveillance Category from 08/04/2011.
5233	- Suspension of trading as of 13/05/2020.
5241	- Suspension of trading as of 26/06/2020.
5243	- Suspension of trading as of 01/07/2020.
5245	- Transfer to the Surveillance Category as of 09/07/2020.
5248	- Transfer to the Surveillance Category as of 06/09/20116.
5253	- Transfer to the Surveillance Category as of 14/5/2021.
5266	- Suspension of trading as of 04/05/2022.

Securities Blocks Details

Securities	Block Volume	Price	Block Trade Value	Time of approval	Note
JUMBO SA (CR)	50,000	13.86	693,000.00	11:36:53	20
OPAP (CR)	46,500	12.58	584,970.00	11:36:54	20
PREMIA (CR)	100,000	0.990	99,000.00	12:55:30	20
ELASTRON (CR)	450	2.46	1,107.00	15:51:27	18
OPAP (CR)	48,409	12.52	606,080.68	15:57:39	20
OPAP (CR)	50,000	12.55	627,500.00	15:58:16	20
JUMBO SA (CR)	15,400	13.77	212,058.00	16:30:26	20
P.P.A. S.A. (CR)	5,000	16.04	80,200.00	17:04:19	20
P.P.A. S.A. (CR)	5,000	16.04	80,200.00	17:05:06	20

Blocks Notes

- 9 - Method 6-1 / Special Fees
- 10 - Method 6-1 / Special Fees, SDS
- 14 - Method 6-3 / Settlement, Incomplete Buy and Sell
- 18 - Method 6-2 / SPOT 1
- 19 - Method 6-2 / SPOT 2
- 20 - Method 6-1 and Method 6-1 Same Day Settlement
- 21 - Other Pre-agreed

Shares Rights Details

Occured date	Exercise from	Exercise until	Trading until	Rights	Price min	Price max	Closing price	Last Bid	Last Ask	Volume	Trades	Transactions Value
-----------------	------------------	-------------------	------------------	--------	--------------	--------------	------------------	----------	----------	--------	--------	-----------------------

No Rights Transactions.

Forced Sales Details

Securities	Category of Security	Transactions Volume	Number of Trades	Transactions Value	Note
IDEAL HOLDINGS (CR)	Stocks	3,835	1	12,885.60	3

Forced Sales Notes

- 1 - Compulsory Public Forced Sales
- 2 - Forced Sales of Fixed Registered Shares
- 3 - Forced Sales of Remaining Fractional Shares

Exchange Traded Funds (ETFs) Characteristics

	Transactions Date (T)	Creation / Redemption	Units (T-1)	New Units (T-1)	Redemption Units (T-1)	Units (T) [1]	Fund Assets [2]	Net Unit Price	Dividend per Unit	Dividend Date
ALPHA ETF FTSE Athex Large Cap	27/10/2022	5,000	906,928	---	---	906,928	19,010,450.00	20.9614	0.52	01/07/2022

ETFs Notes

[1] - Units (T) = Units (T-1) + New Units (T-1) - Redemption Units (T-1)

[2] - The Creation / Redemption Units of T-1 are included.

Non Convertible Corporate Bonds - Regulated Market

Num Listed Bonds	Nominal price	Issue price	Today's Rate	Exp. Date	Duration (years)	Note	Coupon		Trading Unit	Corporate Bonds	Accrued Int.	Yield.T.Mat	Price min	Price max	Closing price	Previous closing price/date	Volume	Transactions Value	Last order		ear min	Year max		
							Common	Preffered											Price	Buy / Sell			Date	
100,000	1,000.00	1,000.00	2.95	11/02/2027	5	---	2	---	1	SAFE BULKERS PARTICIPATIONS PLC (Non Convertible)	6.7194	5.0860	---	---	---	92.0000	18/10/2022	---	---	92.0000	B	27/10/2022	88.9211	100.0000
320,000	1,000.00	1,000.00	3.40	21/07/2027	7	---	5	---	1	LAMDA DEVELOPMENT S.A. (Non Convertible)	9.7278	4.2780	95.0000	95.5980	95.1709	94.9980	26/10/2022	7,000	6,730.05	93.9520	B	27/10/2022	86.1000	102.0000
200,000	1,000.00	1,000.00	2.10	27/10/2027	7	---	5	---	1	O.P.A.P. S.A. (Non Convertible)	0.2917	3.6080	92.0000	93.4000	92.8749	92.3000	26/10/2022	196,000	182,091.96	91.8001	B	27/10/2022	90.0200	101.7500
200,000	1,000.00	1,000.00	1.90	23/03/2028	7	---	4	---	1	MOTOR OIL CORINTH REFINERIES SA (Non Convertible)	2.0583	4.4840	87.8000	88.5000	88.0200	88.3000	26/10/2022	5,000	4,411.29	87.8000	B	27/10/2022	87.9042	99.2000
100,000	1,000.00	1,000.00	2.70	25/05/2026	5	---	3	---	1	COSTAMARE PARTICIPATIONS PLC (Non Convertible)	12.0000	4.5790	93.6000	93.6000	93.6000	93.6000	26/10/2022	18,000	17,064.00	93.6000	B	27/10/2022	93.1800	102.0000
300,000	1,000.00	1,000.00	2.30	20/07/2028	7	---	3	---	1	PRODEA REIC S.A.(Non Convertible)	6.6444	5.2580	86.0000	86.2000	86.1333	86.1600	26/10/2022	3,000	2,603.93	85.1000	B	27/10/2022	85.0000	98.1000
150,000	1,000.00	1,000.00	2.65	22/10/2026	5	---	3	---	1	CPLP SHIPPING HOLDINGS PLC (Non Convertible)	0.5889	4.8860	92.0000	92.0000	92.0000	92.1430	26/10/2022	4,000	3,682.36	92.0000	B	27/10/2022	91.3019	100.0000
250,000	1,000.00	1,000.00	2.45	16/11/2028	7	---	2	---	1	ELVALHALCOR S.A. (Non Convertible)	11.5014	4.8150	87.0000	88.2500	88.2500	87.1400	26/10/2022	57,000	50,659.55	87.2000	B	27/10/2022	86.8500	100.2900
500,000	1,000.00	1,000.00	2.75	03/07/2027	7	---	5	---	1	GEK TERNA S.A. (Non Convertible)	9.1667	5.3660	88.4899	88.9990	88.7847	88.7400	26/10/2022	62,000	55,614.86	88.2000	B	27/10/2022	87.2500	99.0000
300,000	1,000.00	1,000.00	2.30	14/12/2028	7	---	2	---	1	GEK TERNA S.A. (Non Convertible)	8.9444	4.8250	87.4500	88.0000	87.4500	88.0000	26/10/2022	2,000	1,772.39	87.0000	B	27/10/2022	83.7990	100.0000
175,000	1,000.00	1,000.00	3.40	26/07/2024	5	---	7	---	1	ATTICA HOLDINGS S.A. (Non Convertible)	9.2556	5.1890	96.1510	96.1511	96.1511	96.9100	26/10/2022	3,000	2,912.30	96.3000	B	27/10/2022	93.2476	99.4500
230,000	1,000.00	1,000.00	4.70	12/07/2029	7	---	1	---	1	LAMDA DEVELOPMENT S.A. (Non convertible)	14.6222	4.5110	100.0000	100.9200	100.6584	100.9000	26/10/2022	37,000	37,784.62	100.0000	B	27/10/2022	99.5620	102.9190
100,000	1,000.00	1,000.00	4.40	26/07/2029	7	---	1	---	1	CPLP SHIPPING HOLDINGS PLC (Non Convertible)	11.9778	5.2660	95.0000	96.0000	95.3412	96.1530	26/10/2022	45,000	43,442.53	95.1000	B	27/10/2022	95.3412	101.0000
200,000	1,000.00	1,000.00	3.60	12/03/2026	7	---	8	---	1	AEGEAN AIRLINES S.A. (Non Convertible)	5.0000	4.7070	---	---	---	94.9000	26/10/2022	---	---	94.0000	B	27/10/2022	93.8900	101.3000
150,000	1,000.00	1,000.00	2.60	22/10/2026	7	---	7	---	1	TERNA ENERGY FINANCE S.A. (Non Convertible)	0.5778	4.6460	90.2024	92.4500	91.7750	92.2500	26/10/2022	24,000	22,039.87	90.8700	B	27/10/2022	91.7750	99.9900
100,000	1,000.00	1,000.00	2.80	25/01/2027	5	---	2	---	1	PREMIA S.A. (Non Convertible)	7.7000	6.2940	---	---	---	87.7000	25/10/2022	---	---	87.5000	B	27/10/2022	86.6690	99.5000
120,000	1,000.00	1,000.00	3.95	04/04/2025	7	---	10	---	1	GEK TERNA S.A. (Non Convertible)	3.0722	3.8510	98.4000	99.0000	98.6333	98.1150	25/10/2022	30,000	29,682.17	98.0501	B	27/10/2022	98.0000	103.2000
90,000	1,000.00	1,000.00	3.00	11/05/2023	5	---	9	---	1	CORAL A.E. (Non Convertible)	14.5000	2.6580	99.9900	99.9900	99.9900	100.0000	26/10/2022	3,000	3,043.20	100.0000	B	27/10/2022	99.0001	102.0000

Corporate Bonds Notes

Transactions Volume = (Pieces) * (Nominal Price). Transactions Value = (Pieces) * (Nominal Price) * (price %) + (Accrued interest).
The price of a Bond is stated as a percentage (%) of Bond's Nominal Price.
Nominal Price in Euros (€), except if it is noted differently.

Non Convertible Corporate Bonds - Regulated Market

Num Listed Bonds	Nominal price	Issue price	Today's Rate	Exp. Date	Duration (years)	Note	Coupon		Trading Unit	Corporate Bonds	Accrued Int.	Yield.T.Mat	Price min	Price max	Closing price	Previous closing price/date	Volume	Transactions Value	Last order		ear min	Year max		
							Common	Preffered											Price	Buy / Sell			Date	
20,148	1,000.00	1,000.00	4.95	26/06/2023	5	---	9	---	1	B&F COMM. & GARM. INDUS. S.A. (Non Convertible)	17.4625	4.0650	---	---	---	100.0000	25/10/2022	---	---	99.1000	B	27/10/2022	97.5905	102.0000
120,000	1,000.00	1,000.00	2.65	06/12/2028	7	---	2	---	1	NOVAL PROPERTY REIC (Non Convertible)	10.8944	5.3100	86.6000	87.0000	87.0000	86.8700	26/10/2022	23,000	20,224.57	84.0300	B	27/10/2022	86.1000	100.0000

Corporate Bonds Notes

Transactions Volume = (Pieces) * (Nominal Price). Transactions Value = (Pieces) * (Nominal Price) * (price %) + (Accrued interest).
The price of a Bond is stated as a percentage (%) of Bond's Nominal Price.
Nominal Price in Euros (€), except if it is noted differently.

Government Bonds

Number Listed Bonds	Nominal price	Today's Rate	Accrued Interest Calc	Exp. Date [1]	Duration (years)	Note	Coupons Date	Curr. coupon value	Trading Unit	Government Bonds	Price min	Price max	Closing price	Previous closing price/date	Volume	Transactions Value	Price	Last order Buy / Sell	Date
4,500,000	1,000.00	1.88	Actual/Actual	04/02/2035	15	---	04/02	1.88	1	GGB-FXD-040235-15Y-1.875-1.000	---	---	---	---	---	---	---	---	---
2,500,000	1,000.00	3.45	Actual/Actual	02/04/2024	5	---	02/04	3.45	1	GGB-FXD-020424-05Y-3.450-1.000	---	---	---	---	---	---	---	---	---
6,000,000	1,000.00	0.75	Actual/Actual	18/06/2031	10	---	18/06	0.75	1	GGB-FXD-180631-10Y-0.750-1.000	---	---	---	---	---	---	---	---	---
4,355,990,324	1.00	3.50	Actual/Actual	30/01/2023	5	---	01/02 - 31/01	3.50	1	GGB-FXD-300123-05Y-3.500-1.00	---	---	---	94.5720 13/07/2018	---	---	1.0000	B	28/11/2018
5,962,747,327	1.00	3.75	Actual/Actual	30/01/2028	10	---	/02 - 01/02 - 31/	3.75	1	GGB-FXD-300128-10Y-3.750-1.00	---	---	---	85.4610 13/07/2018	---	---	1.0000	B	28/11/2018
7,067,309,386	1.00	3.90	Actual/Actual	30/01/2033	15	---	/02 - 01/02 - 31/	3.90	1	GGB-FXD-300133-15Y-3.900-1.00	---	---	---	78.6730 13/07/2018	---	---	1.0000	B	28/11/2018
5,472,848,349	1.00	4.00	Actual/Actual	30/01/2037	19	---	/02 - 01/02 - 31/	4.00	1	GGB-FXD-300137-19Y-4.000-1.00	---	---	---	77.0370 13/07/2018	---	---	1.0000	B	28/11/2018
5,276,770,669	1.00	4.20	Actual/Actual	30/01/2042	24	---	/02 - 01/02 - 31/	4.20	1	GGB-FXD-300142-24Y-4.200-1.00	---	---	---	77.7640 13/07/2018	---	---	1.0000	B	28/11/2018
119,550,565	1.00	4.30	Actual/Actual	24/02/2023	11	---	24/02	4.30	1	GGB-FXD-240223-11Y-2.000-1.00	---	---	---	10.0000 22/06/2015	---	---	10.0000	B	11/07/2019
48,794,718	1.00	4.30	Actual/Actual	24/02/2024	12	---	24/02	4.30	1	GGB-FXD-240224-12Y-2.000-1.00	---	---	---	10.0000 22/06/2015	---	---	---	---	---
40,248,141	1.00	4.30	Actual/Actual	24/02/2025	13	---	24/02	4.30	1	GGB-FXD-240225-13Y-2.000-1.00	---	---	---	10.0000 22/06/2015	---	---	---	---	---
59,586,043	1.00	4.30	Actual/Actual	24/02/2026	14	---	24/02	4.30	1	GGB-FXD-240226-14Y-2.000-1.00	---	---	---	10.0000 22/06/2015	---	---	---	---	---
41,118,344	1.00	4.30	Actual/Actual	24/02/2027	15	---	24/02	4.30	1	GGB-FXD-240227-15Y-2.000-1.00	---	---	---	10.0000 22/06/2015	---	---	---	---	---
45,137,734	1.00	4.30	Actual/Actual	24/02/2028	16	---	24/02	4.30	1	GGB-FXD-240228-16Y-2.000-1.00	---	---	---	10.0000 22/06/2015	---	---	---	---	---
61,768,888	1.00	4.30	Actual/Actual	24/02/2029	17	---	24/02	4.30	1	GGB-FXD-240229-17Y-2.000-1.00	---	---	---	10.0000 22/06/2015	---	---	---	---	---
54,567,744	1.00	4.30	Actual/Actual	24/02/2030	18	---	24/02	4.30	1	GGB-FXD-240230-18Y-2.000-1.00	---	---	---	10.0000 22/06/2015	---	---	---	---	---
37,541,515	1.00	4.30	Actual/Actual	24/02/2031	19	---	24/02	4.30	1	GGB-FXD-240231-19Y-2.000-1.00	---	---	---	10.0000 22/06/2015	---	---	---	---	---
37,558,317	1.00	4.30	Actual/Actual	24/02/2032	20	---	24/02	4.30	1	GGB-FXD-240232-20Y-2.000-1.00	---	---	---	10.0000 22/06/2015	---	---	---	---	---
37,473,732	1.00	4.30	Actual/Actual	24/02/2033	21	---	24/02	4.30	1	GGB-FXD-240233-21Y-2.000-1.00	---	---	---	10.0000 22/06/2015	---	---	---	---	---
33,888,293	1.00	4.30	Actual/Actual	24/02/2034	22	---	24/02	4.30	1	GGB-FXD-240234-22Y-2.000-1.00	---	---	---	10.0000 22/06/2015	---	---	---	---	---
35,177,800	1.00	4.30	Actual/Actual	24/02/2035	23	---	24/02	4.30	1	GGB-FXD-240235-23Y-2.000-1.00	---	---	---	10.0000 22/06/2015	---	---	---	---	---
35,547,268	1.00	4.30	Actual/Actual	24/02/2036	24	---	24/02	4.30	1	GGB-FXD-240236-24Y-2.000-1.00	---	---	---	10.0000 22/06/2015	---	---	---	---	---
40,246,306	1.00	4.30	Actual/Actual	24/02/2037	25	---	24/02	4.30	1	GGB-FXD-240237-25Y-2.000-1.00	---	---	---	10.0000 22/06/2015	---	---	---	---	---
37,643,952	1.00	4.30	Actual/Actual	24/02/2038	26	---	24/02	4.30	1	GGB-FXD-240238-26Y-2.000-1.00	---	---	---	10.0000 22/06/2015	---	---	---	---	---
36,977,100	1.00	4.30	Actual/Actual	24/02/2039	27	---	24/02	4.30	1	GGB-FXD-240239-27Y-2.000-1.00	---	---	---	10.0000 22/06/2015	---	---	---	---	---
41,615,000	1.00	4.30	Actual/Actual	24/02/2040	28	---	24/02	4.30	1	GGB-FXD-240240-28Y-2.000-1.00	---	---	---	10.0000 22/06/2015	---	---	---	---	---
42,227,208	1.00	4.30	Actual/Actual	24/02/2041	29	---	24/02	4.30	1	GGB-FXD-240241-29Y-2.000-1.00	---	---	---	10.0000 22/06/2015	---	---	---	---	---
68,288,487	1.00	4.30	Actual/Actual	24/02/2042	30	---	24/02	4.30	1	GGB-FXD-240242-30Y-2.000-1.00	---	---	---	10.0000 22/06/2015	---	---	---	---	---
4,000,000	1,000.00	3.88	Actual/Actual	12/03/2029	10	---	12/03	3.88	1	GGB-FXD-120329-10Y-3.875-1.000	---	---	---	---	---	---	100.0000	B	15/10/2019
4,500,000	1,000.00	0.00	Actual/Actual	12/02/2026	5	---	12/02	0.00	1	GGB-FXD-120226-05Y-0.000-1.000	---	---	---	---	---	---	---	---	---
3,000,000	1,000.00	3.38	Actual/Actual	15/02/2025	7	---	15/02	3.38	1	GGB-FXD-150225-07Y-3.375-1.000	---	---	---	---	---	---	---	---	---
250,250	1,000.00	2.90	Actual/Actual	20/03/2023	4	---	20/03	2.90	1	GGB-FXD-200323-04Y-2.900-1.000	---	---	---	---	---	---	---	---	---
964,000	1,000.00	3.25	Actual/Actual	20/03/2025	6	---	20/03	3.25	1	GGB-FXD-200325-06Y-3.250-1.000	---	---	---	---	---	---	---	---	---
2,100,000	1,000.00	3.55	Actual/Actual	20/03/2026	7	---	20/03	3.55	1	GGB-FXD-200326-07Y-3.550-1.000	---	---	---	---	---	---	---	---	---

Government Bonds Notes

Transactions Volume = (Pieces) * (Nominal Price). Transactions Value = (Pieces) * (Nominal Price) * (price %) + (Accrued interest).
The Value of current coupon for the issues with NV 0.01 euro refers to NV 100 euros
FLR: Floating Interest Rate.
[1] - The Expiration Date of the interest bearing period and the Date for coupon payment.

Government Bonds

Number Listed Bonds	Nominal price	Today's Rate	Accrued Interest Calc	Exp. Date [1]	Duration (years)	Note	Coupons Date	Curr. coupon value	Trading Unit	Government Bonds	Price min	Price max	Closing price	Previous closing price/date	Volume	Transactions Value	Price	Last order Buy / Sell	Date
40,000	1,000.00	2.18	FLR	Actual/360	16/09/2023	1	---	16/03 - 16/09	---	1	GGB-FLT-160923-01Y-2.178-1.000	---	---	---	---	---	---	---	---
5,500,000	1,000.00	1.50		Actual/Actual	18/06/2030	10	---	18/06	1.50	1	GGB-FXD-180630-10Y-1.500-1.000	---	---	---	---	---	---	---	---
5,364,250	1,000.00	3.25		Actual/Actual	20/03/2050	30	---	20/03	3.25	1	GGB-FXD-200350-30Y-3.250-1.000	---	---	---	---	---	---	---	---
3,924,361	1,000.00	2.00		Actual/Actual	22/04/2027	7	---	22/04	2.00	1	GGB-FXD-220427-07Y-2.000-1.000	---	---	---	---	---	99.9000	B	22/04/2020
2,500,000	1,000.00	1.88		Actual/Actual	23/07/2026	7	---	23/07	1.88	1	GGB-FXD-230726-07Y-1.875-1.000	---	---	---	---	---	---	---	---
3,500,000	1,000.00	1.88		Actual/Actual	24/01/2052	30	---	24/01	1.88	1	GGB-FXD-240152-30Y-1.875-1.000	---	---	---	---	---	---	---	---
3,500,000	1,000.00	1.75		Actual/Actual	18/06/2032	10	---	18/06	1.75	1	GGB-FXD-180632-10Y-1.750-1.000	---	---	---	---	---	---	---	---
1,000,000	1,000.00	2.23	FLR	Actual/360	15/12/2027	5	---	- 15/12 - 15/03 -	---	1	GGB-FLT-151227-05Y-1.130-1.000	---	---	---	---	---	---	---	---

Government Bonds Notes

Transactions Volume = (Pieces) * (Nominal Price). Transactions Value = (Pieces) * (Nominal Price) * (price %) + (Accrued interest).
The Value of current coupon for the issues with NV 0.01 euro refers to NV 100 euros
FLR: Floating Interest Rate.
[1] - The Expiration Date of the interest bearing period and the Date for coupon payment.

Treasury Bills & Zero Coupon Government Bonds

	13-Week Maturity									26-Week Maturity								52-Week Maturity									
Issue Date	Exp. Date	Initial Rate	Num Listed Bonds	Nominal price	Issue price	Last Trade Price	Last Trade Date	Volume Traded	Note	Exp. Date	Initial Rate	Num Listed Bonds	Nominal price	Issue price	Last Trade Price	Last Trade Date	Volume Traded	Note	Exp. Date	Initial Rate	Num Listed Bonds	Nominal price	Issue price	Last Trade Price	Last Trade Date	Volume Traded	Note
10/12/2021	---	---	---	---	---	---	---	---	---	---	---	---	---	---	---	---	---	---	09/12/2022	-0.40	600,000	1,000.00	1,004.06	---	---	---	---
11/03/2022	---	---	---	---	---	---	---	---	---	---	---	---	---	---	---	---	---	---	10/03/2023	-0.23	1,000,000	1,000.00	1,002.30	---	---	---	---
10/06/2022	---	---	---	---	---	---	---	---	---	---	---	---	---	---	---	---	---	---	09/06/2023	0.83	1,600,000	1,000.00	991.68	---	---	---	---
09/09/2022	---	---	---	---	---	---	---	---	---	---	---	---	---	---	---	---	---	---	08/09/2023	1.97	1,000,000	1,000.00	980.47	---	---	---	---

Bonds in Circulation	Currency / Min nominal traded Value	Coupons Payment Date	Current Coupon Value	Note	Coupon	Trading Unit	Issue Date	Duration (years)	Today's Interest	A.I.C in days	Bonds	Last price of previous days		Last Outcry in Cash (euro)			Trades in Pieces	Life min	Life Max
												Price	Buy / Sell	Date					
Corporate Bonds in Foreign Currency and Euro																			
103,746	GBP / 10	01/12	0.25	---	63	1	01/12/1930	98	2.5	360	National Mortgage Bank	2.27	05/02/1996	2.27	S	05/02/1996	---	2.27	2.27
0	GBP / 10	01/12	0.25	---	65	1	01/12/1928	100	2.5	360	National Mortgage Bank	---	---	---	---	---	---	---	---

Government Bonds Notes

A.I.C: Accrued Interest Calculation base.
FLR: Floating Interest Rate.
The minimum tradeable Nominal Value for all Demeterialised Government Titles is 100 Euros.
(μτφρ-0)

Athex & ATHEXClear Members List

Member Name			Stock Market			Derivatives Market		ATHEXClear Member	
Address	Phone	Fax	Market Member	Remote Member	Market Maker	Proprietary	Market Maker	General Clearing	Direct Clearing
A. SARRIS SECURITIES S.A.			a						
6, ΔΡΑΓΑΤΣΑΝΙΟΥ 6 ATHINA	2103367700								
AEONIC SECURITIES C.I.F. P.L.C.			a	a					
, ΛΑΪΟΥ 6, ΓΡ. 301B, ANNA COURT	35725337600								
ALPHA BANK S.A.								a	
, ΣΤΑΔΙΟΥ 40 ATHINA	2103260000								
ALPHA FINANCE INVESTMENT SERVICES SINGLE MEMBER SA			a		a	a	a		a
5, ΜΕΡΛΙΝ 5 ATHINA	2103677400								
ARGUS STOCKBROKERS LTD			a	a		a			
25 , 25 ΛΕΩΦΟΡΟΣ ΔΗΜΟΣΘΕΝΗ ΣΕΒΕΡΗ	0035722717000								
ATLANTIC SECURITIES LTD			a	a					
37, ΠΡΟΔΡΟΜΟΥ 37	0035722445400								
AXON SECURITIES S.A.			a			a			
48, ΣΤΑΔΙΟΥ 48 ATHINA	2103363800								
BETA SECURITIES S.A.			a		a	a			a
29 , Λ.ΑΛΕΞΑΝΔΡΑΣ 29 ATHINA	2106478930								
BNP PARIBAS S.A.								a	
, ΛΑΜΨΑΚΟΥ 2 ATHINA	2107468525								
BOFA SECURITIES EUROPE SA			a	a					
, 112 AVENUE KL?BER 75116	+33 153655555								
CAPITAL SECURITIES S.A.			a			a			
58, ΜΗΤΡΟΠΟΛΕΩΣ 58 ATHINA	2103369700								
CITIGROUP GLOBAL MARKETS EUROPE AG			a	a					
16, REUTERWEG 16	+49 691366-0								
CITIGROUP GLOBAL MARKETS LIMITED			a						
1, 33 CANADA SQUARE -CANARY WHARF	+44 02079864000								
CREDIT SUISSE BANK (EUROPE), S.A.			a	a					
, CALLE AYALA 42, 3A PLANTA-B MADRID	+34917916000								
CREDIT SUISSE SECURITIES (EUROPE) LIMITED			a						
1 , ONE CABOT SQUARE LONDON	+44 2078888888								
CYCLOS SECURITIES S.A.			a			a			
39, ΠΑΝΕΠΙΣΤΗΜΙΟΥ 39 ATHINA	2103364300								
DEUTSCHE BANK S.A.				a					
1 , GREAT WINCHESTER STREET LONDON	+44 20 754 54209	00441133361437							
EUROBANK EQUITIES INVESTMENT FIRM SINGLE MEMBER SA			a		a	a	a		a
, ΦΙΛΕΛΛΗΝΩΝ 10 & ΞΕΝΟΦΩΝΤΟΣ 13 ATHINA	2103720425								
EUROBANK S.A.								a	
, ΟΘΩΝΟΣ 8 ATHINA	2103337000								
EUROCORP INVESTMENT SERVICES S.A.			a			a			a
14, ΠΛ.ΦΙΛΙΚΗΣ ΕΤΑΙΡΕΙΑΣ 14 ATHINA	2107263600								
EUOTRUST INVESTMENT FIRM SA			a						
113, ΣΕΒΑΣΤΟΥΠΟΛΕΩΣ 113 ATHINA	2103363100								
EUROXX SECURITIES S.A.			a		a	a	a		a
7, ΠΑΛΑΙΟΛΟΓΟΥ CHALANDRI	(210)-6879400	(210)-6879401							
7, PALEOLOGOU CHALANDRI	+30 2106879400	210-6879401							
G. A. PERVANAS SECURITIES- INVESTMENT SERVICES S.A.			a						
7-9, ΣΟΦΟΚΛΕΟΥΣ 7-9 ATHINA	2103727200								
GLOBAL CAPITAL SECURITIES & FINANCIAL SERVICES LTD			a	a					
50, Λ.ΑΡΧΙΕΠΙΣΚΟΠΟΥ ΜΑΚΑΡΙΟΥ Γ50	0035722710710								
HELLENIC AMERICAN SECURITIES S.A.			a		a	a			a
27, ΑΝΔΡΕΑ ΠΑΠΑΝΔΡΕΟΥ 27 MAROUSI	2103311100								
HELLENIC BANK (INVESTMENTS) LTD				a					
, AVE.KYRIAKΟΥ MATSI 31 - PO BOX 24747 NICOSIA	+357 22500100	357 22500110							
HSBC CONTINENTAL EUROPE								a	
109-111, Λ.ΜΕΣΟΓΕΙΩΝ 109-111	2106960000								
INDEX SECURITIES S.A.			a						
6, ΔΡΑΓΑΤΣΑΝΙΟΥ 6 ATHINA	2103213920								
J. CHR. MAVRIKIS SECURITIES S.A.			a						
5, ΣΟΦΟΚΛΕΟΥΣ 5 ATHINA	2103216730								
KAPPA SECURITIES S.A.			a			a			
15, ΒΑΛΛΑΡΙΤΟΥ 15 ATHINA	2103678600								
KARAMANOF SECURITIES & INVESTMENT SERVICES S.A.			a						
2, ΠΛ.ΑΓ.ΘΕΟΔΩΡΩΝ 2 ATHINA	2103212947								

Athex & ATHEXClear Members List

Member Name			Stock Market			Derivatives Market		ATHEXClear Member	
Address	Phone	Fax	Market Member	Remote Member	Market Maker	Proprietary	Market Maker	General Clearing	Direct Clearing
LAIKI FINANCIAL SERVICES LTD			a						
26, AVE. VYRONOS NICOSIA	357 22367367	357 22718567							
LEON DEPOLAS SECURITIES S.A.			a		a	a			
1, ΧΡΗΣΤΟΥ ΛΑΔΑ 1 ATHINA	2103213276 -28								
MEGA EQUITY SECURITIES & FINANCIAL SERVICES PUBLIC LTD			a	a		a			
42-44, ΛΕΩΦ.ΓΡΙΒΑ ΔΙΓΕΝΗ 42-44	0035722711711								
MERIT SECURITIES S.A			a		a	a			a
5, ΣΟΦΟΚΛΕΟΥΣ 5 ATHINA	2103671880								
MERRILL LYNCH INTERNATIONAL			a						
2 , 2 KING EDWARD STREET LONDON	+44 20276281000								
N. CHRYSOCHOIDIS SECURITIES S.A.			a			a			a
7-9, ΣΟΦΟΚΛΕΟΥΣ 7-9 ATHINA	2103213913								
NATIONAL BANK OF GREECE S.A.			a			a		a	
86, ΑΙΟΛΟΥ STR. ATHINA	(210)-3341000	(210)-3228187							
68, ΑΚΑΔΙΜΙΑΣ STR. ATHINA	(210)-3328817	(210)-3328678							
NATIONAL SECURITIES SINGLE MEMBER SA			a		a	a	a		
66, ΛΕΩΦΟΡΟΣ ΑΘΗΝΩΝ 128-132 & ΙΦΙΓΕΝΙΑΣ ATHINA	2103328784								
NUNTIUS BROKERAGE AND INVESTMENT SERVICES S.A			a						
6, ΔΡΑΓΑΤΣΑΝΙΟΥ 6 ATHINA	2103350599								
ONE PLUS CAPITAL LIMITED			a	a					
, 75 PRODROMOU AVENUE NICOSIA 1307	35722873760								
OPTIMA BANK S.A.			a		a	a	a	a	
32 , ΑΙΓΙΑΛΕΙΑΣ 32 & ΠΑΡΑΔΕΙΣΟΥ MAROUSI	2108173663								
PANTELAKIS SECURITIES S.A.			a		a	a	a		
57, ΕΘΝΙΚΗΣ ΑΝΤΙΣΤΑΣΕΩΣ 57, ΚΤΙΡΙΟ Β CHALANDRI	2106965000								
PEGASUS SECURITIES S.A			a			a			
17 , ΒΑΛΛΩΡΙΤΟΥ 17 & ΑΜΕΡΙΚΗΣ ATHINA	2103670700								
PIRAEUS BANK S.A.			a			a		a	
, ΑΜΕΡΙΚΗΣ 4 ATHINA	2103335000								
PIRAEUS SECURITIES S. A.			a		a	a	a		a
10, ΣΤΑΔΙΟΥ 10 ATHINA	2103354100								
PROCHOICE SECURITIES LTD			a	a					
57, ΛΕΩΦ.ΣΠΥΡΟΥ ΚΥΠΡΙΑΝΟΥ 57, ΑΚΙΝΗΤΑ Φ	035724661192								
SHARELINK SECURITIES & FINANCIAL SERVICES LTD			a			a			
6 , HOUSE-ΘΕΟΤΟΚΗ 6 ΜΕΓΑΡΟ ΕΛΛΗΝΑ	+357 22554200								
SOCIETE GENERALE S.A.			a	a		a			
, 17 COURS VALMY, CEDEX	+157290504								
SOLIDUS SECURITIES S.A			a			a			a
64, ΛΟΥΙΖΗΣ ΠΙΑΝΚΟΥΡ 64 ATHINA	2106900600								
ST. EM. LAVRENTAKIS SECURITIES S.A.			a			a			
7-9, ΣΟΦΟΚΛΕΟΥΣ 7-9 ATHINA	2103213336								
THE CYPRUS INVESTMENT & & SECURITIES CORPORATION LTD			a	a					
154, ΑΓΙΟΥ ΠΡΟΚΟΠΙΟΥ & ΠΟΣΕΙΔΩΝΟΣ 1	0035722121700								
UBS EUROPE SE			a	a					
, OPERNTURM, BOCKENHEIMER LANDSTRASSE 2-4	496921790								
UBS LIMITED			a						
1 , FINSBURY AVENUE LONDON	+44 2075687135								

List of Stocks under Market Making operations

Securities	Stock Category
Market Maker	Start Market Making
BYTE COMPUTER SA (CR)	Suspension Status
MERIT SECURITIES S.A.	04/08/2008
MLS MULTIMEDIA SA (CR)	Suspension Status
PIRAEUS SECURITIES S. A.	01/08/2019
ALPHA ETF FTSE Athex Large Cap	Exchange Traded Funds (ETFs)
ALPHA FINANCE INVESTMENT SERVICES SINGLE MEMBER SA	02/01/1900
NATIONAL SECURITIES SINGLE MEMBER SA	02/01/1900
ADMIE (IPTO) HOLDING S.A. (CR)	Main Market
EUROBANK EQUITIES INVESTMENT FIRM SINGLE MEMBER SA	24/05/2021
HELLENIC AMERICAN SECURITIES S.A.	09/03/2020
PIRAEUS SECURITIES S. A.	29/06/2017
AEGEAN AIRLINES (CR)	Main Market
EUROBANK EQUITIES INVESTMENT FIRM SINGLE MEMBER SA	22/09/2020
ALPHA SERVICES HOLD (CR)	Main Market
ALPHA FINANCE INVESTMENT SERVICES SINGLE MEMBER SA	29/02/2016
EUROBANK EQUITIES INVESTMENT FIRM SINGLE MEMBER SA	22/10/2006
HELLENIC AMERICAN SECURITIES S.A.	25/07/2014
LEON DEPOLAS SECURITIES S.A.	04/01/2016
MERIT SECURITIES S.A	03/09/2012
NATIONAL SECURITIES SINGLE MEMBER SA	02/01/1900
PIRAEUS SECURITIES S. A.	28/05/2009
ALPHA TRUST (CR)	Main Market
LEON DEPOLAS SECURITIES S.A.	04/01/2021
ANDROMEDA SA (CR)	Main Market
BETA SECURITIES S.A.	15/02/2021
ATTICA BANK S.A. (CR)	Main Market
EUROXX SECURITIES S.A.	22/01/2016
AUTOHELLAS SA (CR)	Main Market
ALPHA FINANCE INVESTMENT SERVICES SINGLE MEMBER SA	01/07/2019
EUROXX SECURITIES S.A.	02/07/2018
AVAX S.A. (CR)	Main Market
EUROBANK EQUITIES INVESTMENT FIRM SINGLE MEMBER SA	14/12/2015
PIRAEUS SECURITIES S. A.	01/02/2021
AVE (CR)	Main Market
EUROXX SECURITIES S.A.	05/06/2020
BRIQ PROPERTIES (CR)	Main Market
EUROBANK EQUITIES INVESTMENT FIRM SINGLE MEMBER SA	09/09/2019
LEON DEPOLAS SECURITIES S.A.	22/02/2021
CC HBC AG (CR)	Main Market
BETA SECURITIES S.A.	08/03/2021
NATIONAL SECURITIES SINGLE MEMBER SA	02/01/1900
PIRAEUS SECURITIES S. A.	04/05/2015
CENERGY HOLDINGS (CB)	Main Market
ALPHA FINANCE INVESTMENT SERVICES SINGLE MEMBER SA	02/01/2016
EUROBANK EQUITIES INVESTMENT FIRM SINGLE MEMBER SA	02/01/2016
OPTIMA BANK S.A.	14/03/2022
CNL CAPITAL (CR)	Main Market
MERIT SECURITIES S.A	01/10/2018
DIMAND (CR)	Main Market
ALPHA FINANCE INVESTMENT SERVICES SINGLE MEMBER SA	08/08/2022
EUROBANK EQUITIES INVESTMENT FIRM SINGLE MEMBER SA	08/08/2022
EKTER SA (CR)	Main Market
BETA SECURITIES S.A.	26/09/2022
EUROBANK EQUITIES INVESTMENT FIRM SINGLE MEMBER SA	16/10/2017
LEON DEPOLAS SECURITIES S.A.	21/05/2018
ELASTRON (CR)	Main Market
LEON DEPOLAS SECURITIES S.A.	20/02/2017
ELLAKTOR (CR)	Main Market
ALPHA FINANCE INVESTMENT SERVICES SINGLE MEMBER SA	18/03/2019
EUROBANK EQUITIES INVESTMENT FIRM SINGLE MEMBER SA	01/06/2012
EUROXX SECURITIES S.A.	24/09/2018
NATIONAL SECURITIES SINGLE MEMBER SA	02/01/1900
PIRAEUS SECURITIES S. A.	22/10/2018
ELTON SA (CR)	Main Market
BETA SECURITIES S.A.	03/09/2012
LEON DEPOLAS SECURITIES S.A.	01/04/2019
ELVALHALCOR (CR)	Main Market
ALPHA FINANCE INVESTMENT SERVICES SINGLE MEMBER SA	07/05/2018
EUROBANK EQUITIES INVESTMENT FIRM SINGLE MEMBER SA	07/05/2018

List of Stocks under Market Making operations

Securities	Stock Category
Market Maker	Start Market Making
ENTERSOFT (CR)	Main Market
EUROBANK EQUITIES INVESTMENT FIRM SINGLE MEMBER SA	22/06/2020
EUROBANK HOLDINGS (CR)	Main Market
ALPHA FINANCE INVESTMENT SERVICES SINGLE MEMBER SA	09/01/2006
EUROBANK EQUITIES INVESTMENT FIRM SINGLE MEMBER SA	01/06/2012
HELLENIC AMERICAN SECURITIES S.A.	25/07/2014
LEON DEPOLAS SECURITIES S.A.	30/11/2018
MERIT SECURITIES S.A	06/11/2017
NATIONAL SECURITIES SINGLE MEMBER SA	02/01/1900
PIRAEUS SECURITIES S. A.	28/09/2009
EYDAP S.A. (CR)	Main Market
ALPHA FINANCE INVESTMENT SERVICES SINGLE MEMBER SA	27/01/2020
EUROBANK EQUITIES INVESTMENT FIRM SINGLE MEMBER SA	10/06/2019
FOURLIS (CR)	Main Market
EUROBANK EQUITIES INVESTMENT FIRM SINGLE MEMBER SA	01/12/2016
PIRAEUS SECURITIES S. A.	06/03/2017
GEK TERNA (CR)	Main Market
BETA SECURITIES S.A.	08/03/2021
EUROBANK EQUITIES INVESTMENT FIRM SINGLE MEMBER SA	24/05/2021
PIRAEUS SECURITIES S. A.	29/08/2019
GR. SARANTIS S.A. (CR)	Main Market
BETA SECURITIES S.A.	14/05/2012
EUROBANK EQUITIES INVESTMENT FIRM SINGLE MEMBER SA	24/10/2016
HELLENIC EXCHANGES-A.S.E. (CR)	Main Market
HELLENIC AMERICAN SECURITIES S.A.	01/09/2014
NATIONAL SECURITIES SINGLE MEMBER SA	02/01/1900
PIRAEUS SECURITIES S. A.	04/05/2015
HELLENIQ ENERGY (CR)	Main Market
HELLENIC AMERICAN SECURITIES S.A.	14/09/2015
PIRAEUS SECURITIES S. A.	20/03/2017
IDEAL HOLDINGS (CR)	Main Market
EUROBANK EQUITIES INVESTMENT FIRM SINGLE MEMBER SA	07/06/2021
PIRAEUS SECURITIES S. A.	07/06/2021
IKTINOS HELLAS SA (CR)	Main Market
ALPHA FINANCE INVESTMENT SERVICES SINGLE MEMBER SA	01/04/2019
EUROBANK EQUITIES INVESTMENT FIRM SINGLE MEMBER SA	25/02/2019
NATIONAL SECURITIES SINGLE MEMBER SA	02/01/1900
INFORM P. LYKOS (CR)	Main Market
BETA SECURITIES S.A.	31/01/2022
INTERCONTINENTAL (CR)	Main Market
LEON DEPOLAS SECURITIES S.A.	03/06/2019
INTERLIFE G.C.I.(CR)	Main Market
BETA SECURITIES S.A.	24/10/2022
INTERWOOD-XYLEMPORIA (CR)	Main Market
EUROBANK EQUITIES INVESTMENT FIRM SINGLE MEMBER SA	05/07/2021
PANTELAKIS SECURITIES S.A.	01/07/2021
INTRAKAT (CR)	Main Market
BETA SECURITIES S.A.	04/10/2021
PANTELAKIS SECURITIES S.A.	10/10/2022
JUMBO SA (CR)	Main Market
BETA SECURITIES S.A.	01/02/2021
EUROBANK EQUITIES INVESTMENT FIRM SINGLE MEMBER SA	25/05/2020
MERIT SECURITIES S.A	06/11/2017
PIRAEUS SECURITIES S. A.	06/03/2017
KLOUKINAS - LAPPAS SA (CR)	Main Market
BETA SECURITIES S.A.	22/09/2014
KRI-KRI S.A. (CR)	Main Market
EUROBANK EQUITIES INVESTMENT FIRM SINGLE MEMBER SA	07/05/2018
LEON DEPOLAS SECURITIES S.A.	16/01/2017
LAMDA DEVELOPMENT SA (CR)	Main Market
EUROBANK EQUITIES INVESTMENT FIRM SINGLE MEMBER SA	08/12/2014
PANTELAKIS SECURITIES S.A.	06/11/2017
PIRAEUS SECURITIES S. A.	29/06/2017
LAMPSA HOTEL SA (CR)	Main Market
LEON DEPOLAS SECURITIES S.A.	16/01/2017
MARFIN INVESTMENT GROUP (CR)	Main Market
EUROBANK EQUITIES INVESTMENT FIRM SINGLE MEMBER SA	23/03/2015
PIRAEUS SECURITIES S. A.	02/02/2009

List of Stocks under Market Making operations

Securities	Stock Category
Market Maker	Start Market Making
MOTOR OIL (CR)	Main Market
BETA SECURITIES S.A.	08/03/2021
EUROBANK EQUITIES INVESTMENT FIRM SINGLE MEMBER SA	22/10/2006
LEON DEPOLAS SECURITIES S.A.	01/04/2019
MERIT SECURITIES S.A	25/02/2019
NATIONAL SECURITIES SINGLE MEMBER SA	02/01/1900
PIRAEUS SECURITIES S. A.	04/05/2015
MPLE KEDROS (CR)	Main Market
MERIT SECURITIES S.A	30/09/2022
MYTILINEOS (CR)	Main Market
ALPHA FINANCE INVESTMENT SERVICES SINGLE MEMBER SA	15/04/2019
BETA SECURITIES S.A.	11/04/2022
EUROBANK EQUITIES INVESTMENT FIRM SINGLE MEMBER SA	20/09/2017
MERIT SECURITIES S.A	25/02/2019
NATIONAL SECURITIES SINGLE MEMBER SA	02/01/1900
PIRAEUS SECURITIES S. A.	04/05/2015
NATIONAL BANK (CR)	Main Market
ALPHA FINANCE INVESTMENT SERVICES SINGLE MEMBER SA	09/01/2006
EUROBANK EQUITIES INVESTMENT FIRM SINGLE MEMBER SA	22/10/2006
HELLENIC AMERICAN SECURITIES S.A.	25/07/2014
LEON DEPOLAS SECURITIES S.A.	20/05/2015
MERIT SECURITIES S.A	03/09/2012
NATIONAL SECURITIES SINGLE MEMBER SA	02/01/1900
PIRAEUS SECURITIES S. A.	08/09/2008
OPAP (CR)	Main Market
ALPHA FINANCE INVESTMENT SERVICES SINGLE MEMBER SA	09/01/2006
BETA SECURITIES S.A.	11/04/2022
EUROBANK EQUITIES INVESTMENT FIRM SINGLE MEMBER SA	22/10/2006
HELLENIC AMERICAN SECURITIES S.A.	25/07/2014
MERIT SECURITIES S.A	20/03/2017
NATIONAL SECURITIES SINGLE MEMBER SA	02/01/1900
PIRAEUS SECURITIES S. A.	04/05/2015
OTE (CR)	Main Market
ALPHA FINANCE INVESTMENT SERVICES SINGLE MEMBER SA	09/01/2006
BETA SECURITIES S.A.	11/04/2022
EUROBANK EQUITIES INVESTMENT FIRM SINGLE MEMBER SA	22/10/2006
HELLENIC AMERICAN SECURITIES S.A.	25/07/2014
LEON DEPOLAS SECURITIES S.A.	20/04/2015
MERIT SECURITIES S.A	20/03/2017
NATIONAL SECURITIES SINGLE MEMBER SA	02/01/1900
PIRAEUS SECURITIES S. A.	08/09/2008
P.P.A. S.A. (CR)	Main Market
EUROBANK EQUITIES INVESTMENT FIRM SINGLE MEMBER SA	06/02/2019
PAPOUTSANIS (CR)	Main Market
BETA SECURITIES S.A.	25/11/2013
EUROBANK EQUITIES INVESTMENT FIRM SINGLE MEMBER SA	06/12/2021
PETROPOULOS PETROS (CR)	Main Market
EUROBANK EQUITIES INVESTMENT FIRM SINGLE MEMBER SA	01/04/2019
PANTELAKIS SECURITIES S.A.	16/03/2020
PIRAEUS FINANCIAL HOLD (CR)	Main Market
ALPHA FINANCE INVESTMENT SERVICES SINGLE MEMBER SA	15/04/2019
EUROBANK EQUITIES INVESTMENT FIRM SINGLE MEMBER SA	22/10/2006
EUROXX SECURITIES S.A.	15/02/2016
HELLENIC AMERICAN SECURITIES S.A.	25/07/2014
LEON DEPOLAS SECURITIES S.A.	30/11/2018
MERIT SECURITIES S.A	16/09/2013
NATIONAL SECURITIES SINGLE MEMBER SA	02/01/1900
PIRAEUS SECURITIES S. A.	16/02/2009
PLAISIO COMPUTERS SA (CR)	Main Market
EUROBANK EQUITIES INVESTMENT FIRM SINGLE MEMBER SA	02/03/2015
PPC (CR)	Main Market
ALPHA FINANCE INVESTMENT SERVICES SINGLE MEMBER SA	09/01/2006
BETA SECURITIES S.A.	01/02/2021
EUROBANK EQUITIES INVESTMENT FIRM SINGLE MEMBER SA	22/10/2006
HELLENIC AMERICAN SECURITIES S.A.	01/09/2014
MERIT SECURITIES S.A	06/11/2017
NATIONAL SECURITIES SINGLE MEMBER SA	02/01/1900
PIRAEUS SECURITIES S. A.	28/09/2009

List of Stocks under Market Making operations

Securities	Stock Category
Market Maker	Start Market Making
PREMA (CR)	Main Market
BETA SECURITIES S.A.	01/06/2021
PANTELAKIS SECURITIES S.A.	23/12/2021
PROFILE SA (CR)	Main Market
PANTELAKIS SECURITIES S.A.	01/07/2019
QUEST HOLDINGS (CR)	Main Market
BETA SECURITIES S.A.	26/03/2018
EUROBANK EQUITIES INVESTMENT FIRM SINGLE MEMBER SA	28/01/2019
SIDMA STEEL (CR)	Main Market
LEON DEPOLAS SECURITIES S.A.	06/06/2022
TECHNICAL OLYMPIC SA (CR)	Main Market
BETA SECURITIES S.A.	04/04/2022
TERNA ENERGY (CR)	Main Market
EUROBANK EQUITIES INVESTMENT FIRM SINGLE MEMBER SA	24/05/2021
PIRAEUS SECURITIES S. A.	09/12/2019
THRACE PLASTICS SA (CR)	Main Market
ALPHA FINANCE INVESTMENT SERVICES SINGLE MEMBER SA	26/03/2018
EUROBANK EQUITIES INVESTMENT FIRM SINGLE MEMBER SA	26/03/2018
TITAN CEMENT (CB)	Main Market
BETA SECURITIES S.A.	01/02/2021
EUROBANK EQUITIES INVESTMENT FIRM SINGLE MEMBER SA	06/11/2019
PIRAEUS SECURITIES S. A.	18/01/2021
TZIRAKIAN PROFIL (CR)	Main Market
LEON DEPOLAS SECURITIES S.A.	19/07/2021
UNIBIOS (CR)	Main Market
LEON DEPOLAS SECURITIES S.A.	01/02/2021
VIOHALCO SA/NV (CB)	Main Market
ALPHA FINANCE INVESTMENT SERVICES SINGLE MEMBER SA	11/03/2008
EUROBANK EQUITIES INVESTMENT FIRM SINGLE MEMBER SA	04/03/2014
MERIT SECURITIES S.A	17/03/2014

Underlying Asset				Derivatives Market													
Price max	Price min	Closing price	change	Delivery Month	Open price	Price max	Price min	Last price	Closing price	Last Bid	Last Ask	Fixing price*	Life high	Life low	Trades	Volume	Open Interest
FTSE/Athex Large Cap				(Trade Unit: 1 Index Point x 2€, Cash Settlement)													
2,092.12	2,075.55	2,087.05	-0.16%	November 2022	2,076.25	2,080.00	2,066.25	2,080.00	2,080.00	---	---	---	2,091.25	---	92	328	4,452
				December 2022	2,061.25	2,069.00	2,061.25	2,068.50	2,068.50	---	---	---	2,082.00	---	4	32	331
				January 2023	---	---	---	---	2,100.25	---	---	---	---	---	---	---	---
				March 2023	---	---	---	---	2,106.75	---	---	---	---	---	---	---	---
				June 2023	---	---	---	---	2,117.50	---	---	---	---	---	---	---	---
				September 2023	---	---	---	---	2,128.00	---	---	---	---	---	---	---	---
FTSE/Athex Banks				(Trade Unit: 1 Index Point x 15€, Cash Settlement)													
595.57	586.22	595.57	0.54%	December 2022	---	---	---	---	586.75	---	---	---	596.50	---	---	---	---
				March 2023	---	---	---	---	597.00	---	---	---	---	---	---	---	---
				June 2023	---	---	---	---	600.00	---	---	---	---	---	---	---	---
				September 2023	---	---	---	---	603.00	---	---	---	---	---	---	---	---

Underlying Asset				Derivatives Market													
Price max	Price min	Closing price	change	Delivery Month	Open price	Price max	Price min	Last price	Closing price	Last Bid	Last Ask	Fixing price*	Life high	Life low	Trades	Volume	Open Interest
ADMIE (IPTO) HOLDING S.A. (CR)				(Contract Size: 100 Securities, Physical Delivery)													
1.714	1.68	1.68	0.12%	December 2022	1.70	1.71	1.70	1.70	1.70	---	---	---	1.97	---	3	4	5,432
				March 2023	---	---	---	---	1.72	---	---	---	1.93	---	---	---	2
				June 2023	---	---	---	---	1.70	---	---	---	---	---	---	---	---
				September 2023	---	---	---	---	1.71	---	---	---	---	---	---	---	---
ALPHA SERVICES HOLD (CR)				(Contract Size: 100 Securities, Physical Delivery)													
0.9284	0.91	0.9284	0.48%	December 2022	0.922	0.927	0.913	0.926	0.926	---	---	---	1.01	---	56	1,105	115,876
				March 2023	---	---	---	---	0.931	---	---	---	---	---	---	---	---
				June 2023	---	---	---	---	0.916	---	---	---	0.921	---	---	---	3
				September 2023	---	---	---	---	0.941	---	---	---	---	---	---	---	---
CC HBC AG (CR)				(Contract Size: 100 Securities, Physical Delivery)													
22.11	21.3	21.35	-2.60%	December 2022	21.64	21.72	21.35	21.48	21.48	---	---	---	23.50	---	16	21	718
				March 2023	---	---	---	---	22.09	---	---	---	---	---	---	---	---
				June 2023	---	---	---	---	22.20	---	---	---	---	---	---	---	---
				September 2023	---	---	---	---	22.31	---	---	---	---	---	---	---	---
CENERGY HOLDINGS (CB)				(Contract Size: 100 Securities, Physical Delivery)													
2.875	2.81	2.845	-0.87%	December 2022	2.87	2.87	2.82	2.82	2.82	---	---	---	2.92	---	6	7	5,600
				March 2023	---	---	---	---	2.89	---	---	---	---	---	---	---	---
				June 2023	---	---	---	---	2.91	---	---	---	---	---	---	---	---
				September 2023	---	---	---	---	2.92	---	---	---	---	---	---	---	---
ELLAKTOR (CR)				(Contract Size: 100 Securities, Physical Delivery)													
1.698	1.652	1.652	-2.82%	December 2022	---	---	---	---	1.69	---	---	---	1.76	---	---	---	287
				March 2023	---	---	---	---	1.71	---	---	---	---	---	---	---	---
				June 2023	---	---	---	---	1.72	---	---	---	---	---	---	---	---
				September 2023	---	---	---	---	1.73	---	---	---	---	---	---	---	---
EUROBANK HOLDINGS (CR)				(Contract Size: 100 Securities, Physical Delivery)													
0.9816	0.96	0.9816	0.88%	December 2022	0.960	0.978	0.955	0.974	0.974	---	---	---	1.00	---	46	912	17,656
				March 2023	---	---	---	---	0.981	---	---	---	---	---	---	---	---
				June 2023	---	---	---	---	0.986	---	---	---	---	---	---	---	---
				September 2023	---	---	---	---	0.991	---	---	---	---	---	---	---	---
EYDAP S.A. (CR)				(Contract Size: 100 Securities, Physical Delivery)													
6.98	6.84	6.86	-1.72%	December 2022	7.18	7.18	6.88	6.88	6.88	---	---	---	7.82	---	9	43	249
				March 2023	---	---	---	---	7.04	---	---	---	---	---	---	---	---
				June 2023	---	---	---	---	7.07	---	---	---	---	---	---	---	---
				September 2023	---	---	---	---	7.11	---	---	---	---	---	---	---	---

Derivatives notes

Fixing prices and final open positions can be retrieved from the following path <http://www.helex.gr/el/web/guest/statistics-end-of-day-derivatives>

Underlying Asset				Derivatives Market													
Price max	Price min	Closing price	change	Delivery Month	Open price	Price max	Price min	Last price	Closing price	Last Bid	Last Ask	Fixing price*	Life high	Life low	Trades	Volume	Open Interest
FOURLIS (CR)				(Contract Size: 100 Securities, Physical Delivery)													
2.8	2.72	2.75	-1.61%	December 2022	2.76	2.76	2.74	2.74	2.74	---	---		3.05	---	2	2	1,340
				March 2023	---	---	---	---	2.82	---	---		---	---	---	---	---
				June 2023	---	---	---	---	2.83	---	---		---	---	---	---	---
				September 2023	---	---	---	---	2.85	---	---		---	---	---	---	---
GEK TERNA (CR)				(Contract Size: 101 Securities, Physical Delivery)													
9.37	9.21	9.23	-1.70%	December 2022	9.28	9.34	9.24	9.27	9.27	---	---		9.85	---	35	79	7,357
				March 2023	---	---	---	---	9.52	---	---		9.86	---	---	---	181
				June 2023	---	---	---	---	9.51	---	---		---	---	---	---	---
				September 2023	---	---	---	---	9.56	---	---		---	---	---	---	---
HELLENIC EXCHANGES-A.S.E. (CR)				(Contract Size: 100 Securities, Physical Delivery)													
3.14	3.11	3.135	0.32%	December 2022	3.12	3.12	3.12	3.12	3.12	---	---		3.26	---	1	5	894
				March 2023	---	---	---	---	3.15	---	---		---	---	---	---	---
				June 2023	---	---	---	---	3.17	---	---		---	---	---	---	---
				September 2023	---	---	---	---	3.18	---	---		---	---	---	---	---
HELLENIQ ENERGY (CR)				(Contract Size: 100 Securities, Physical Delivery)													
6.93	6.81	6.88	0.29%	December 2022	6.44	6.44	6.44	6.44	6.44	---	---		6.93	---	3	3	901
				March 2023	---	---	---	---	6.91	---	---		---	---	---	---	---
				June 2023	---	---	---	---	6.95	---	---		---	---	---	---	---
				September 2023	---	---	---	---	6.98	---	---		---	---	---	---	---
INTRACOM HOLDINGS (CR)				(Contract Size: 108 Securities, Physical Delivery)													
1.674	1.64	1.65	-1.43%	December 2022	1.65	1.68	1.65	1.67	1.67	---	---		1.73	1.51	5	12	3,751
				March 2023	---	---	---	---	1.69	---	---		---	---	---	---	---
				June 2023	---	---	---	---	1.70	---	---		---	---	---	---	---
				September 2023	---	---	---	---	1.70	---	---		---	---	---	---	---
JUMBO SA (CR)				(Contract Size: 100 Securities, Physical Delivery)													
14	13.71	13.86	-0.43%	December 2022	13.47	13.47	13.37	13.37	13.37	---	---		14.83	---	11	19	1,130
				March 2023	---	---	---	---	14.03	---	---		---	---	---	---	---
				June 2023	---	---	---	---	14.10	---	---		---	---	---	---	---
				September 2023	---	---	---	---	14.17	---	---		---	---	---	---	---
LAMDA DEVELOPMENT SA (CR)				(Contract Size: 100 Securities, Physical Delivery)													
6.16	6.045	6.13	0.74%	December 2022	6.08	6.15	6.08	6.13	6.13	---	---		6.26	---	19	65	4,164
				March 2023	---	---	---	---	6.13	---	---		---	---	---	---	---
				June 2023	---	---	---	---	6.16	---	---		---	---	---	---	---
				September 2023	---	---	---	---	6.19	---	---		---	---	---	---	---

Derivatives notes

Fixing prices and final open positions can be retrieved from the following path <http://www.helex.gr/el/web/guest/statistics-end-of-day-derivatives>

Underlying Asset				Derivatives Market													
Price max	Price min	Closing price	change	Delivery Month	Open price	Price max	Price min	Last price	Closing price	Last Bid	Last Ask	Fixing price*	Life high	Life low	Trades	Volume	Open Interest
MARFIN INVESTMENT GROUP (CR)				(Contract Size: 100 Securities, Physical Delivery)													
0.029	0.0285	0.0285	-0.70%	December 2022	---	---	---	---	0.029	---	---	---	0.031	---	---	---	12,978
				March 2023	---	---	---	---	0.029	---	---	---	---	---	---	---	---
				June 2023	---	---	---	---	0.029	---	---	---	---	---	---	---	---
				September 2023	---	---	---	---	0.029	---	---	---	---	---	---	---	---
MOTOR OIL (CR)				(Contract Size: 100 Securities, Physical Delivery)													
17.75	17.2	17.22	-2.71%	December 2022	17.33	17.33	16.93	16.93	16.93	---	---	---	17.90	---	8	37	374
				March 2023	---	---	---	---	17.84	---	---	---	---	---	---	---	---
				June 2023	---	---	---	---	17.93	---	---	---	---	---	---	---	---
				September 2023	---	---	---	---	18.02	---	---	---	---	---	---	---	---
MYTILINEOS (CR)				(Contract Size: 100 Securities, Physical Delivery)													
16.73	16.58	16.72	0.12%	December 2022	16.69	16.69	16.56	16.69	16.69	---	---	---	16.99	---	19	50	2,172
				March 2023	---	---	---	---	16.83	---	---	---	---	---	---	---	---
				June 2023	---	---	---	---	16.92	---	---	---	---	---	---	---	---
				September 2023	---	---	---	---	17.00	---	---	---	---	---	---	---	---
NATIONAL BANK (CR)				(Contract Size: 100 Securities, Physical Delivery)													
3.65	3.59	3.65	0.27%	December 2022	3.59	3.61	3.57	3.60	3.60	---	---	---	3.61	---	80	896	19,656
				March 2023	---	---	---	---	3.67	---	---	---	---	---	---	---	---
				June 2023	---	---	---	---	3.69	---	---	---	---	---	---	---	---
				September 2023	---	---	---	---	3.71	---	---	---	---	---	---	---	---
OPAP (CR)				(Contract Size: 100 Securities, Physical Delivery)													
12.64	12.49	12.59	0.00%	December 2022	12.52	12.57	12.48	12.57	12.57	---	---	---	13.63	---	6	28	1,312
				March 2023	---	---	---	---	12.69	---	---	---	---	---	---	---	---
				June 2023	---	---	---	---	12.75	---	---	---	---	---	---	---	---
				September 2023	---	---	---	---	12.82	---	---	---	---	---	---	---	---
OTE (CR)				(Contract Size: 100 Securities, Physical Delivery)													
15.72	15.44	15.72	0.58%	December 2022	15.56	15.70	15.50	15.70	15.70	---	---	---	16.00	---	18	50	2,710
				March 2023	---	---	---	---	15.75	---	---	---	---	---	---	---	---
				June 2023	---	---	---	---	15.83	---	---	---	---	---	---	---	---
				September 2023	---	---	---	---	15.91	---	---	---	---	---	---	---	---
P.P.A. S.A. (CR)				(Contract Size: 100 Securities, Physical Delivery)													
16.1	15.78	16.02	3.62%	December 2022	15.81	16.10	15.81	16.10	16.10	---	---	---	16.10	---	9	13	558
				March 2023	---	---	---	---	15.58	---	---	---	---	---	---	---	---
				June 2023	---	---	---	---	15.66	---	---	---	---	---	---	---	---
				September 2023	---	---	---	---	15.74	---	---	---	---	---	---	---	---

Derivatives notes

Fixing prices and final open positions can be retrieved from the following path <http://www.helex.gr/el/web/guest/statistics-end-of-day-derivatives>

Underlying Asset				Derivatives Market													
Price max	Price min	Closing price	change	Delivery Month	Open price	Price max	Price min	Last price	Closing price	Last Bid	Last Ask	Fixing price*	Life high	Life low	Trades	Volume	Open Interest
PIRAEUS FINANCIAL HOLD (CR)				(Contract Size: 100 Securities, Physical Delivery)													
1.218	1.195	1.206	0.29%	December 2022	1.21	1.21	1.19	1.21	1.21	---	---	---	1.25	---	72	2,529	37,234
				March 2023	---	---	---	---	1.21	---	---	---	---	---	---	---	---
				June 2023	---	---	---	---	1.22	---	---	---	---	---	---	---	---
				September 2023	---	---	---	---	1.22	---	---	---	---	---	---	---	---
PPC (CR)				(Contract Size: 100 Securities, Physical Delivery)													
6.08	5.935	6.08	1.33%	December 2022	6.02	6.10	6.00	6.06	6.06	---	---	---	6.21	---	121	643	24,094
				March 2023	---	---	---	---	6.03	---	---	---	5.50	---	---	---	510
				June 2023	---	---	---	---	6.08	---	---	---	---	---	---	---	---
				September 2023	---	---	---	---	6.11	---	---	---	---	---	---	---	---
TERNA ENERGY (CR)				(Contract Size: 100 Securities, Physical Delivery)													
18.71	18.37	18.6	0.00%	December 2022	18.46	18.67	18.46	18.67	18.67	---	---	---	18.98	---	16	40	6,183
				March 2023	---	---	---	---	18.75	---	---	---	---	---	---	---	---
				June 2023	---	---	---	---	18.84	---	---	---	---	---	---	---	---
				September 2023	---	---	---	---	18.93	---	---	---	---	---	---	---	---
TITAN CEMENT (CB)				(Contract Size: 100 Securities, Physical Delivery)													
11.48	11.26	11.4	0.00%	December 2022	11.25	11.36	11.25	11.28	11.28	---	---	---	12.18	---	8	30	1,233
				March 2023	---	---	---	---	11.49	---	---	---	---	---	---	---	---
				June 2023	---	---	---	---	11.55	---	---	---	---	---	---	---	---
				September 2023	---	---	---	---	11.61	---	---	---	---	---	---	---	---
VIOHALCO SA/NV (CB)				(Contract Size: 100 Securities, Physical Delivery)													
3.8	3.77	3.77	-1.05%	December 2022	3.78	3.78	3.75	3.75	3.75	---	---	---	3.81	---	18	75	4,250
				March 2023	---	---	---	---	3.84	---	---	---	---	---	---	---	---
				June 2023	---	---	---	---	3.86	---	---	---	---	---	---	---	---
				September 2023	---	---	---	---	3.88	---	---	---	---	---	---	---	---

Derivatives notes

Fixing prices and final open positions can be retrieved from the following path <http://www.helex.gr/el/web/guest/statistics-end-of-day-derivatives>

FTSE/Athex Large Cap

(Trade Unit: 1 Index Point x 2€ - Exercise Style: European, Cash Settlement)

Call Options															Put Options																										
November 2022								December 2022							Other Months		November 2022								December 2022							Other Months									
Exercise Price	Open price	Price max	Price min	Last price	Closing price	Volume	Open Interest	Open price	Price max	Price min	Last price	Closing price	Volume	Open Interest	Volume	Open Interest	Open price	Price max	Price min	Last price	Closing price	Volume	Open Interest	Open price	Price max	Price min	Last price	Closing price	Volume	Open Interest	Volume	Open Interest	Exercise Price								
1,725	-	-	-	-	-	-	-	0.00	0.00	0.00	-	336.00	-	-	-	-	-	-	-	-	-	-	-	0.00	0.00	0.00	-	4.10	-	-	-	1,725									
1,750	-	-	-	-	-	-	-	0.00	0.00	0.00	-	313.00	-	-	-	-	-	-	-	-	-	-	-	0.00	0.00	0.00	-	5.70	-	-	-	1,750									
1,775	0.00	0.00	0.00	-	289.00	-	-	0.00	0.00	0.00	-	290.00	-	-	0.00	0.00	0.00	0.00	-	1.20	-	-	0.00	0.00	0.00	-	7.70	-	-	-	1,775										
1,800	0.00	0.00	0.00	-	265.00	-	-	0.00	0.00	0.00	-	268.00	-	-	0.00	0.00	0.00	0.00	-	2.00	-	-	0.00	0.00	0.00	-	10.25	-	-	-	1,800										
1,825	0.00	0.00	0.00	-	241.00	-	-	0.00	0.00	0.00	-	246.00	-	-	0.00	0.00	0.00	0.00	-	3.10	-	-	0.00	0.00	0.00	-	13.50	-	-	-	1,825										
1,850	0.00	0.00	0.00	-	218.00	-	-	0.00	0.00	0.00	-	225.00	-	-	0.00	0.00	0.00	0.00	-	4.80	-	20	0.00	0.00	0.00	-	17.50	-	-	-	1,850										
1,875	0.00	0.00	0.00	-	195.00	-	-	0.00	0.00	0.00	-	205.00	-	-	0.00	0.00	0.00	0.00	-	7.10	-	30	0.00	0.00	0.00	-	22.00	-	-	-	1,875										
1,900	0.00	0.00	0.00	-	173.00	-	40	0.00	0.00	0.00	-	185.00	-	-	0.00	0.00	0.00	0.00	-	10.25	-	24	0.00	0.00	0.00	-	27.75	-	-	-	1,900										
1,925	0.00	0.00	0.00	-	152.00	-	20	0.00	0.00	0.00	-	167.00	-	-	0.00	0.00	0.00	0.00	-	14.50	-	20	0.00	0.00	0.00	-	34.25	-	-	-	1,925										
1,950	0.00	0.00	0.00	-	133.00	-	20	0.00	0.00	0.00	-	150.00	-	-	0.00	0.00	0.00	0.00	-	19.75	-	-	0.00	0.00	0.00	-	42.00	-	-	-	1,950										
1,975	0.00	0.00	0.00	-	114.00	-	1	0.00	0.00	0.00	-	133.00	-	-	0.00	0.00	0.00	0.00	-	26.25	-	-	0.00	0.00	0.00	-	50.50	-	-	-	1,975										
2,000	0.00	0.00	0.00	-	97.50	-	20	0.00	0.00	0.00	-	118.00	-	19	25.25	0.00	25.25	25.25	25.25	25.25	20	42	0.00	0.00	0.00	-	60.50	-	-	-	2,000										
2,050	0.00	0.00	0.00	-	68.50	-	1	91.50	91.50	91.50	91.50	91.50	20	-	43.75	0.00	43.75	43.75	43.75	43.75	20	35	0.00	0.00	0.00	-	83.50	-	-	-	2,050										
2,100	0.00	0.00	0.00	-	45.75	-	-	0.00	0.00	0.00	-	69.00	-	20	68.50	0.00	68.50	68.50	68.50	68.50	10	1	0.00	0.00	0.00	-	111.00	-	-	-	2,100										
2,150	0.00	0.00	0.00	-	29.00	-	26	0.00	0.00	0.00	-	51.00	-	2	0.00	0.00	0.00	0.00	-	116.00	-	20	0.00	0.00	0.00	-	143.00	-	-	-	2,150										
2,200	0.00	0.00	0.00	-	17.50	-	33	0.00	0.00	0.00	-	36.75	-	-	0.00	0.00	0.00	0.00	-	154.00	-	-	0.00	0.00	0.00	-	178.00	-	-	-	2,200										
2,250	0.00	0.00	0.00	-	10.00	-	-	0.00	0.00	0.00	-	26.00	-	-	0.00	0.00	0.00	0.00	-	196.00	-	-	0.00	0.00	0.00	-	217.00	-	-	-	2,250										
2,300	0.00	0.00	0.00	-	5.40	-	-	0.00	0.00	0.00	-	17.75	-	-	0.00	0.00	0.00	0.00	-	242.00	-	-	0.00	0.00	0.00	-	259.00	-	-	-	2,300										
2,350	0.00	0.00	0.00	-	2.80	-	-	0.00	0.00	0.00	-	12.00	-	-	0.00	0.00	0.00	0.00	-	289.00	-	-	0.00	0.00	0.00	-	303.00	-	-	-	2,350										
2,400	0.00	0.00	0.00	-	1.40	-	-	0.00	0.00	0.00	-	8.00	-	-	0.00	0.00	0.00	0.00	-	338.00	-	-	0.00	0.00	0.00	-	349.00	-	-	-	2,400										
2,450	0.00	0.00	0.00	-	0.64	-	-	0.00	0.00	0.00	-	5.20	-	-	0.00	0.00	0.00	0.00	-	387.00	-	-	0.00	0.00	0.00	-	396.00	-	-	-	2,450										
2,500	-	-	-	-	-	-	-	0.00	0.00	0.00	-	3.30	-	-	-	-	-	-	-	-	-	-	-	0.00	0.00	0.00	-	444.00	-	-	-	2,500									
2,550	-	-	-	-	-	-	-	0.00	0.00	0.00	-	2.00	-	-	-	-	-	-	-	-	-	-	-	0.00	0.00	0.00	-	493.00	-	-	-	2,550									
2,600	-	-	-	-	-	-	-	0.00	0.00	0.00	-	1.20	-	-	-	-	-	-	-	-	-	-	-	0.00	0.00	0.00	-	542.00	-	-	-	2,600									
2,650	-	-	-	-	-	-	-	0.00	0.00	0.00	-	0.75	-	-	-	-	-	-	-	-	-	-	-	0.00	0.00	0.00	-	591.00	-	-	-	2,650									
Totals:						0	161							20	41	0	0							50	192							0	0	0	0						
Number of Trades:						0						1						0						5						0						0					

ALPHA SERVICES HOLD (CR)

(Contract Size: 100 Securities, Exercise Style: American, Physical Delivery)

Call Options																Put Options																				
November 2022								December 2022								Other Months		November 2022								December 2022								Other Months		
Exercise Price	Open price	Price max	Price min	Last price	Closing price	Volume	Open Interest	Open price	Price max	Price min	Last price	Closing price	Volume	Open Interest	Volume	Open Interest	Open price	Price max	Price min	Last price	Closing price	Volume	Open Interest	Open price	Price max	Price min	Last price	Closing price	Volume	Open Interest	Volume	Open Interest	Exercise Price			
0.500						-	-	0.000	0.000	0.000		0.425	-	-								-	-	0.000	0.000	0.000		0.001	-	-			0.005			
0.550	0.000	0.000	0.000		0.375	-	-	0.000	0.000	0.000		0.376	-	-			0.000	0.000	0.000		0.001	-	-	0.000	0.000	0.000		0.001	-	-			0.006			
0.600	0.000	0.000	0.000		0.325	-	-	0.000	0.000	0.000		0.326	-	-			0.000	0.000	0.000		0.001	-	-	0.000	0.000	0.000		0.001	-	-			0.006			
0.650	0.000	0.000	0.000		0.275	-	-	0.000	0.000	0.000		0.277	-	-			0.000	0.000	0.000		0.001	-	-	0.000	0.000	0.000		0.001	-	-			0.007			
0.700	0.000	0.000	0.000		0.226	-	-	0.000	0.000	0.000		0.229	-	-			0.000	0.000	0.000		0.001	-	-	0.000	0.000	0.000		0.003	-	-			0.007			
0.750	0.000	0.000	0.000		0.179	-	-	0.000	0.000	0.000		0.183	-	-			0.000	0.000	0.000		0.004	-	-	0.000	0.000	0.000		0.007	-	-			0.008			
0.800	0.000	0.000	0.000		0.135	-	-	0.000	0.000	0.000		0.142	-	-			0.000	0.000	0.000		0.010	-	-	0.000	0.000	0.000		0.015	-	-			0.008			
0.850	0.000	0.000	0.000		0.096	-	-	0.000	0.000	0.000		0.106	-	-			0.000	0.000	0.000		0.021	-	-	0.000	0.000	0.000		0.030	-	-			0.009			
0.900	0.000	0.000	0.000		0.066	-	-	0.000	0.000	0.000		0.076	-	-			0.000	0.000	0.000		0.040	-	-	0.000	0.000	0.000		0.050	-	-			0.009			
0.950	0.000	0.000	0.000		0.042	-	-	0.000	0.000	0.000		0.053	-	-			0.000	0.000	0.000		0.067	-	-	0.000	0.000	0.000		0.076	-	-			0.010			
1.000	0.000	0.000	0.000		0.025	-	-	0.000	0.000	0.000		0.035	-	-			0.000	0.000	0.000		0.100	-	-	0.000	0.000	0.000		0.109	-	-			0.010			
1.100	0.000	0.000	0.000		0.008	-	-	0.000	0.000	0.000		0.014	-	-			0.000	0.000	0.000		0.183	-	-	0.000	0.000	0.000		0.188	-	-			0.011			
1.200	0.000	0.000	0.000		0.002	-	-	0.000	0.000	0.000		0.005	-	-			0.000	0.000	0.000		0.277	-	-	0.000	0.000	0.000		0.279	-	-			0.012			
1.300	0.000	0.000	0.000		0.001	-	-	0.000	0.000	0.000		0.002	-	-			0.000	0.000	0.000		0.376	-	-	0.000	0.000	0.000		0.376	-	-			0.013			
1.400	0.000	0.000	0.000		0.001	-	-	0.000	0.000	0.000		0.002	-	-			0.000	0.000	0.000		0.476	-	-	0.000	0.000	0.000		0.476	-	-			0.014			
1.500	0.000	0.000	0.000		0.001	-	-	0.000	0.000	0.000		0.001	-	-			0.000	0.000	0.000		0.576	-	-	0.000	0.000	0.000		0.576	-	-			0.015			
1.600						-	-	0.000	0.000	0.000		0.001	-	-								-	-	0.000	0.000	0.000		0.676	-	-			0.016			
1.700						-	-	0.000	0.000	0.000		0.001	-	-								-	-	0.000	0.000	0.000		0.776	-	-			0.017			
1.800						-	-	0.000	0.000	0.000		0.001	-	-								-	-	0.000	0.000	0.000		0.876	-	-			0.018			
1.900						-	-	0.000	0.000	0.000		0.001	-	-								-	-	0.000	0.000	0.000		0.976	-	-			0.019			
Totals:						0	0							0	0	0	0							0	0							0	0			
Number of Trades:						0								0		0	0.00							0								0				

NATIONAL BANK (CR)

(Contract Size: 100 Securities, Exercise Style: American, Physical Delivery)

Call Options																Put Options																				
November 2022								December 2022								Other Months		November 2022								December 2022								Other Months		
Exerise Price	Open price	Price max	Price min	Last price	Closing price	Volume	Open Interest	Open price	Price max	Price min	Last price	Closing price	Volume	Open Interest	Volume	Open Interest	Open price	Price max	Price min	Last price	Closing price	Volume	Open Interest	Open price	Price max	Price min	Last price	Closing price	Volume	Open Interest	Volume	Open Interest	Exerise Price			
1.800						-	-	0.000	0.000	0.000		1.85	-	-								-	-	0.000	0.000	0.000		0.001	-	-			0.018			
1.900						-	-	0.000	0.000	0.000		1.75	-	-								-	-	0.000	0.000	0.000		0.001	-	-			0.019			
2.000	0.000	0.000	0.000		1.64	-	-	0.000	0.000	0.000		1.65	-	-			0.000	0.000	0.000		0.001	-	-	0.000	0.000	0.000		0.001	-	-			0.020			
2.200	0.000	0.000	0.000		1.44	-	-	0.000	0.000	0.000		1.45	-	-			0.000	0.000	0.000		0.001	-	-	0.000	0.000	0.000		0.001	-	-			0.022			
2.400	0.000	0.000	0.000		1.24	-	-	0.000	0.000	0.000		1.25	-	-			0.000	0.000	0.000		0.002	-	-	0.000	0.000	0.000		0.001	-	-			0.024			
2.600	0.000	0.000	0.000		1.04	-	-	0.000	0.000	0.000		1.05	-	-			0.000	0.000	0.000		0.001	-	-	0.000	0.000	0.000		0.002	-	-			0.026			
2.800	0.000	0.000	0.000		0.844	-	-	0.000	0.000	0.000		0.856	-	-			0.000	0.000	0.000		0.001	-	-	0.000	0.000	0.000		0.008	-	-			0.028			
3.000	0.000	0.000	0.000		0.646	-	-	0.000	0.000	0.000		0.673	-	-			0.000	0.000	0.000		0.002	-	6	0.000	0.000	0.000		0.025	-	-			0.030			
3.200	0.000	0.000	0.000		0.457	-	3	0.000	0.000	0.000		0.506	-	-			0.000	0.000	0.000		0.013	-	-	0.000	0.000	0.000		0.057	-	-			0.032			
3.400	0.000	0.000	0.000		0.291	-	4	0.000	0.000	0.000		0.364	-	-			0.000	0.000	0.000		0.047	-	-	0.000	0.000	0.000		0.115	-	-			0.034			
3.600	0.000	0.000	0.000		0.163	-	-	0.000	0.000	0.000		0.249	-	-			0.000	0.000	0.000		0.118	-	-	0.000	0.000	0.000		0.199	-	-			0.036			
3.800	0.000	0.000	0.000		0.079	-	-	0.000	0.000	0.000		0.161	-	-			0.000	0.000	0.000		0.234	-	-	0.000	0.000	0.000		0.311	-	-			0.038			
4.000	0.000	0.000	0.000		0.033	-	-	0.000	0.000	0.000		0.100	-	-			0.000	0.000	0.000		0.389	-	-	0.000	0.000	0.000		0.451	-	-			0.040			
4.400	0.000	0.000	0.000		0.003	-	-	0.000	0.000	0.000		0.034	-	-			0.000	0.000	0.000		0.761	-	-	0.000	0.000	0.000		0.785	-	-			0.044			
4.800	0.000	0.000	0.000		0.001	-	-	0.000	0.000	0.000		0.010	-	-			0.000	0.000	0.000		1.16	-	-	0.000	0.000	0.000		1.16	-	-			0.048			
5.200	0.000	0.000	0.000		0.001	-	-	0.000	0.000	0.000		0.002	-	-			0.000	0.000	0.000		1.56	-	-	0.000	0.000	0.000		1.56	-	-			0.052			
5.600						-	-	0.000	0.000	0.000		0.001	-	-								-	-	0.000	0.000	0.000		1.96	-	-			0.056			
6.000						-	-	0.000	0.000	0.000		0.001	-	-								-	-	0.000	0.000	0.000		2.36	-	-			0.060			
Totals:						0	7							0	0	0	0							0	6							0	0	0	0	
Number of Trades:						0								0		0							0.00								0		0			

OPAP (CR)

(Contract Size: 100 Securities, Exercise Style: American, Physical Delivery)

Call Options															Put Options																						
November 2022								December 2022							Other Months		November 2022								December 2022							Other Months					
Exerise Price	Open price	Price max	Price min	Last price	Closing price	Volume	Open Interest	Open price	Price max	Price min	Last price	Closing price	Volume	Open Interest	Volume	Open Interest	Open price	Price max	Price min	Last price	Closing price	Volume	Open Interest	Open price	Price max	Price min	Last price	Closing price	Volume	Open Interest	Volume	Open Interest	Exerise Price				
8.800	0.000	0.000	0.000		3.80	-	-	0.000	0.000	0.000		3.81	-	-			0.000	0.000	0.000		0.001	-	-	0.000	0.000	0.000		0.001	-	-			0.088				
9.200	0.000	0.000	0.000		3.40	-	-	0.000	0.000	0.000		3.42	-	-			0.000	0.000	0.000		0.001	-	-	0.000	0.000	0.000		0.001	-	-			0.092				
9.600	0.000	0.000	0.000		3.00	-	-	0.000	0.000	0.000		3.02	-	-			0.000	0.000	0.000		0.001	-	-	0.000	0.000	0.000		0.001	-	-			0.096				
10.000	0.000	0.000	0.000		2.60	-	-	0.000	0.000	0.000		2.62	-	-			0.000	0.000	0.000		0.001	-	-	0.000	0.000	0.000		0.004	-	-			0.100				
11.000	0.000	0.000	0.000		1.61	-	-	0.000	0.000	0.000		1.67	-	-			0.000	0.000	0.000		0.005	-	-	0.000	0.000	0.000		0.047	-	-			0.110				
12.000	0.000	0.000	0.000		0.713	-	2	0.000	0.000	0.000		0.868	-	-			0.000	0.000	0.000		0.108	-	63	0.000	0.000	0.000		0.245	-	-			0.120				
13.000	0.000	0.000	0.000		0.176	-	15	0.000	0.000	0.000		0.348	-	40			0.000	0.000	0.000		0.571	-	-	0.000	0.000	0.000		0.725	-	-			0.130				
14.000	0.000	0.000	0.000		0.021	-	-	0.000	0.000	0.000		0.106	-	-			0.000	0.000	0.000		1.42	-	-	0.000	0.000	0.000		1.49	-	-			0.140				
15.000	0.000	0.000	0.000		0.001	-	-	0.000	0.000	0.000		0.024	-	-			0.000	0.000	0.000		2.41	-	-	0.000	0.000	0.000		2.42	-	-			0.150				
16.000	0.000	0.000	0.000		0.001	-	-	0.000	0.000	0.000		0.004	-	-			0.000	0.000	0.000		3.41	-	-	0.000	0.000	0.000		3.41	-	-			0.160				
17.000	0.000	0.000	0.000		0.002	-	-	0.000	0.000	0.000		0.001	-	-			0.000	0.000	0.000		4.41	-	-	0.000	0.000	0.000		4.41	-	-			0.170				
18.000	0.000	0.000	0.000		0.001	-	-	0.000	0.000	0.000		0.001	-	-			0.000	0.000	0.000		5.41	-	-	0.000	0.000	0.000		5.41	-	-			0.180				
19.000	0.000	0.000	0.000		0.001	-	-	0.000	0.000	0.000		0.001	-	-			0.000	0.000	0.000		6.41	-	-	0.000	0.000	0.000		6.41	-	-			0.190				
20.000						-	-	0.000	0.000	0.000		0.001	-	-								-	-	0.000	0.000	0.000		7.41	-	-			0.200				
Totals:						0	17							0	40	0	0	0						63	0						0	0	0	0	0	0	0
Number of Trades:							0							0		0	0.00						0						0								

OTE (CR)

(Contract Size: 100 Securities, Exercise Style: American, Physical Delivery)

Call Options															Put Options																				
November 2022							December 2022							Other Months		November 2022							December 2022							Other Months					
Exercise Price	Open price	Price max	Price min	Last price	Closing price	Volume	Open Interest	Open price	Price max	Price min	Last price	Closing price	Volume	Open Interest	Volume	Open Interest	Open price	Price max	Price min	Last price	Closing price	Volume	Open Interest	Open price	Price max	Price min	Last price	Closing price	Volume	Open Interest	Volume	Open Interest	Exercise Price		
9.600	0.000	0.000	0.000		6.04	-	-	0.000	0.000	0.000		6.06	-	-			0.000	0.000	0.000		0.001	-	-	0.000	0.000	0.000		0.001	-	-			0.096		
10.000	0.000	0.000	0.000		5.64	-	-	0.000	0.000	0.000		5.66	-	-			0.000	0.000	0.000		0.001	-	-	0.000	0.000	0.000		0.001	-	-			0.100		
11.000	0.000	0.000	0.000		4.64	-	-	0.000	0.000	0.000		4.66	-	-			0.000	0.000	0.000		0.001	-	-	0.000	0.000	0.000		0.001	-	-			0.110		
12.000	0.000	0.000	0.000		3.65	-	-	0.000	0.000	0.000		3.67	-	-			0.000	0.000	0.000		0.001	-	-	0.000	0.000	0.000		0.003	-	-			0.120		
13.000	0.000	0.000	0.000		2.65	-	-	0.000	0.000	0.000		2.69	-	-			0.000	0.000	0.000		0.001	-	-	0.000	0.000	0.000		0.025	-	-			0.130		
14.000	0.000	0.000	0.000		1.67	-	-	0.000	0.000	0.000		1.79	-	-			0.000	0.000	0.000		0.025	-	-	0.000	0.000	0.000		0.123	-	-			0.140		
15.000	0.000	0.000	0.000		0.828	-	5	0.000	0.000	0.000		1.05	-	-			0.000	0.000	0.000		0.179	-	-	0.000	0.000	0.000		0.380	-	-			0.150		
16.000	0.000	0.000	0.000		0.290	-	47	0.000	0.000	0.000		0.532	-	-			0.000	0.000	0.000		0.641	-	-	0.000	0.000	0.000		0.861	-	-			0.160		
17.000	0.000	0.000	0.000		0.067	-	20	0.000	0.000	0.000		0.231	-	5			0.000	0.000	0.000		1.42	-	-	0.000	0.000	0.000		1.56	-	-			0.170		
18.000	0.000	0.000	0.000		0.010	-	-	0.000	0.000	0.000		0.087	-	-			0.000	0.000	0.000		2.37	-	-	0.000	0.000	0.000		2.42	-	-			0.180		
19.000	0.000	0.000	0.000		0.001	-	-	0.000	0.000	0.000		0.028	-	-			0.000	0.000	0.000		3.37	-	-	0.000	0.000	0.000		3.38	-	-			0.190		
20.000	0.000	0.000	0.000		0.001	-	-	0.000	0.000	0.000		0.007	-	-			0.000	0.000	0.000		4.37	-	-	0.000	0.000	0.000		4.37	-	-			0.200		
22.000	0.000	0.000	0.000		0.001	-	-	0.000	0.000	0.000		0.001	-	-			0.000	0.000	0.000		6.37	-	-	0.000	0.000	0.000		6.37	-	-			0.220		
24.000	0.000	0.000	0.000		0.001	-	-	0.000	0.000	0.000		0.001	-	-			0.000	0.000	0.000		8.37	-	-	0.000	0.000	0.000		8.37	-	-			0.240		
26.000						-	-	0.000	0.000	0.000		0.001	-	-								-	-	0.000	0.000	0.000		10.37	-	-			0.260		
Totals:						0	72							0	5	0	0							0	0							0	0	0	0
Number of Trades:							0							0		0							0.00							0			0		

PIRAEUS FINANCIAL HOLD (CR)

(Contract Size: 100 Securities, Exercise Style: American, Physical Delivery)

Call Options																Put Options																				
November 2022								December 2022								Other Months		November 2022								December 2022								Other Months		
Exercise Price	Open price	Price max	Price min	Last price	Closing price	Volume	Open Interest	Open price	Price max	Price min	Last price	Closing price	Volume	Open Interest	Volume	Open Interest	Open price	Price max	Price min	Last price	Closing price	Volume	Open Interest	Open price	Price max	Price min	Last price	Closing price	Volume	Open Interest	Volume	Open Interest	Exercise Price			
0.500						-	-	0.000	0.000	0.000		0.701	-	-								-	-	0.000	0.000	0.000		0.001	-	-			0.005			
0.550						-	-	0.000	0.000	0.000		0.652	-	-								-	-	0.000	0.000	0.000		0.001	-	-			0.006			
0.600						-	-	0.000	0.000	0.000		0.602	-	-								-	-	0.000	0.000	0.000		0.001	-	-			0.006			
0.650						-	-	0.000	0.000	0.000		0.552	-	-								-	-	0.000	0.000	0.000		0.001	-	-			0.007			
0.700						-	-	0.000	0.000	0.000		0.502	-	-								-	-	0.000	0.000	0.000		0.001	-	-			0.007			
0.750	0.000	0.000	0.000		0.451	-	-	0.000	0.000	0.000		0.452	-	-			0.000	0.000	0.000		0.001	-	-	0.000	0.000	0.000		0.001	-	-			0.008			
0.800	0.000	0.000	0.000		0.401	-	-	0.000	0.000	0.000		0.403	-	-			0.000	0.000	0.000		0.001	-	-	0.000	0.000	0.000		0.002	-	-			0.008			
0.850	0.000	0.000	0.000		0.351	-	-	0.000	0.000	0.000		0.354	-	-			0.000	0.000	0.000		0.002	-	-	0.000	0.000	0.000		0.001	-	-			0.009			
0.900	0.000	0.000	0.000		0.302	-	-	0.000	0.000	0.000		0.306	-	-			0.000	0.000	0.000		0.001	-	-	0.000	0.000	0.000		0.003	-	-			0.009			
0.950	0.000	0.000	0.000		0.253	-	-	0.000	0.000	0.000		0.259	-	-			0.000	0.000	0.000		0.002	-	-	0.000	0.000	0.000		0.007	-	-			0.010			
1.000	0.000	0.000	0.000		0.207	-	-	0.000	0.000	0.000		0.216	-	-			0.000	0.000	0.000		0.006	-	2	0.000	0.000	0.000		0.013	-	-			0.010			
1.100	0.000	0.000	0.000		0.125	-	-	0.000	0.000	0.000		0.140	-	-			0.000	0.000	0.000		0.024	-	5	0.000	0.000	0.000		0.037	-	-			0.011			
1.200	0.000	0.000	0.000		0.064	-	-	0.000	0.000	0.000		0.083	-	-			0.000	0.000	0.000		0.063	-	-	0.000	0.000	0.000		0.079	-	-			0.012			
1.300	0.000	0.000	0.000		0.028	-	-	0.000	0.000	0.000		0.045	-	-			0.000	0.000	0.000		0.127	-	-	0.000	0.000	0.000		0.142	-	-			0.013			
1.400	0.000	0.000	0.000		0.011	-	-	0.000	0.000	0.000		0.023	-	-			0.000	0.000	0.000		0.209	-	-	0.000	0.000	0.000		0.219	-	-			0.014			
1.500	0.000	0.000	0.000		0.003	-	-	0.000	0.000	0.000		0.011	-	-			0.000	0.000	0.000		0.302	-	-	0.000	0.000	0.000		0.308	-	-			0.015			
1.600	0.000	0.000	0.000		0.001	-	-	0.000	0.000	0.000		0.004	-	-			0.000	0.000	0.000		0.400	-	-	0.000	0.000	0.000		0.402	-	-			0.016			
1.700	0.000	0.000	0.000		0.001	-	-	0.000	0.000	0.000		0.002	-	-			0.000	0.000	0.000		0.500	-	-	0.000	0.000	0.000		0.500	-	-			0.017			
1.800	0.000	0.000	0.000		0.001	-	-	0.000	0.000	0.000		0.001	-	-			0.000	0.000	0.000		0.600	-	-	0.000	0.000	0.000		0.600	-	-			0.018			
1.900						-	-	0.000	0.000	0.000		0.001	-	-								-	-	0.000	0.000	0.000		0.700	-	-			0.019			
2.000						-	-	0.000	0.000	0.000		0.002	-	-								-	-	0.000	0.000	0.000		0.800	-	-			0.020			
2.200						-	-	0.000	0.000	0.000		0.001	-	-								-	-	0.000	0.000	0.000		1.00	-	-			0.022			
2.400						-	-	0.000	0.000	0.000		0.001	-	-								-	-	0.000	0.000	0.000		1.20	-	-			0.024			
Totals:						0	0							0	0	0	0							0	7							0	0	0	0	
Number of Trades:						0								0		0								0.00								0	0			

PPC (CR)

(Contract Size: 100 Securities, Exercise Style: American, Physical Delivery)

Call Options																Put Options																				
November 2022								December 2022								Other Months		November 2022								December 2022								Other Months		
Exerise Price	Open price	Price max	Price min	Last price	Closing price	Volume	Open Interest	Open price	Price max	Price min	Last price	Closing price	Volume	Open Interest	Volume	Open Interest	Open price	Price max	Price min	Last price	Closing price	Volume	Open Interest	Open price	Price max	Price min	Last price	Closing price	Volume	Open Interest	Volume	Open Interest	Exerise Price			
3.400						-	-	0.000	0.000	0.000		2.61	-	-								-	-	0.000	0.000	0.000		0.001	-	-			0.034			
3.600	0.000	0.000	0.000		2.40	-	-	0.000	0.000	0.000		2.41	-	-			0.000	0.000	0.000		0.001	-	-	0.000	0.000	0.000		0.001	-	-			0.036			
3.800	0.000	0.000	0.000		2.20	-	-	0.000	0.000	0.000		2.21	-	-			0.000	0.000	0.000		0.001	-	-	0.000	0.000	0.000		0.001	-	-			0.038			
4.000	0.000	0.000	0.000		2.01	-	-	0.000	0.000	0.000		2.01	-	-			0.000	0.000	0.000		0.001	-	-	0.000	0.000	0.000		0.001	-	-			0.040			
4.400	0.000	0.000	0.000		1.61	-	-	0.000	0.000	0.000		1.62	-	-			0.000	0.000	0.000		0.001	-	-	0.000	0.000	0.000		0.005	-	-			0.044			
4.800	0.000	0.000	0.000		1.21	-	-	0.000	0.000	0.000		1.24	-	-			0.000	0.000	0.000		0.004	-	5	0.000	0.000	0.000		0.023	-	-			0.048			
5.200	0.000	0.000	0.000		0.833	-	-	0.000	0.000	0.000		0.888	-	-			0.000	0.000	0.000		0.026	-	-	0.000	0.000	0.000		0.073	-	-			0.052			
5.600	0.000	0.000	0.000		0.505	-	13	0.000	0.000	0.000		0.593	-	2			0.000	0.000	0.000		0.098	-	-	0.000	0.000	0.000		0.178	-	-			0.056			
6.000	0.210	0.210	0.210	0.210	0.210	20	132	0.000	0.000	0.000		0.363	-	-			0.000	0.000	0.000		0.255	-	-	0.000	0.000	0.000		0.348	-	-			0.060			
6.400	0.000	0.000	0.000		0.116	-	11	0.000	0.000	0.000		0.210	-	3			0.000	0.000	0.000		0.509	-	-	0.000	0.000	0.000		0.594	-	-			0.064			
6.800	0.000	0.000	0.000		0.043	-	-	0.000	0.000	0.000		0.109	-	-			0.000	0.000	0.000		0.837	-	-	0.000	0.000	0.000		0.894	-	-			0.068			
7.200	0.000	0.000	0.000		0.014	-	-	0.000	0.000	0.000		0.055	-	-			0.000	0.000	0.000		1.21	-	-	0.000	0.000	0.000		1.24	-	-			0.072			
7.600	0.000	0.000	0.000		0.004	-	-	0.000	0.000	0.000		0.025	-	-			0.000	0.000	0.000		1.60	-	-	0.000	0.000	0.000		1.61	-	-			0.076			
8.000	0.000	0.000	0.000		0.001	-	-	0.000	0.000	0.000		0.011	-	-			0.000	0.000	0.000		2.00	-	-	0.000	0.000	0.000		2.00	-	-			0.080			
8.400						-	-	0.000	0.000	0.000		0.004	-	-								-	-	0.000	0.000	0.000		2.40	-	-			0.084			
8.800						-	-	0.000	0.000	0.000		0.002	-	-								-	-	0.000	0.000	0.000		2.80	-	-			0.088			
9.200						-	-	0.000	0.000	0.000		0.001	-	-								-	-	0.000	0.000	0.000		3.20	-	-			0.092			
9.600						-	-	0.000	0.000	0.000		0.001	-	-								-	-	0.000	0.000	0.000		3.60	-	-			0.096			
10.000						-	-	0.000	0.000	0.000		0.001	-	-								-	-	0.000	0.000	0.000		4.00	-	-			0.100			
11.000						-	-	0.000	0.000	0.000		0.001	-	-								-	-	0.000	0.000	0.000		5.00	-	-			0.110			
12.000						-	-	0.000	0.000	0.000		0.001	-	-								-	-	0.000	0.000	0.000		6.00	-	-			0.120			
13.000						-	-	0.000	0.000	0.000		0.001	-	-								-	-	0.000	0.000	0.000		7.00	-	-			0.130			
14.000						-	-	0.000	0.000	0.000		0.001	-	-								-	-	0.000	0.000	0.000		8.00	-	-			0.140			
Totals:						20	156						0	5	0	0						20	5					0	0	0	0					
Number of Trades:						4							0		0							0.00						0		0						

Lending Products	Underlying Title	Multilateral Transactions[1]					Bilateral Transactions[2]		Stock Borrowing through OTC (volume)[3]
		Open Interest[5]	Volume(Offered)	Average Weighted	Transactions volume	Average Weighted	Transactions Volume	Average Weighted	Transactions Volume
ADMIEBOR	ADMIE (IPTO) HOLDING S.A. (CR)	---	---	---	---	---	---	---	122,630
AEGNBOR	AEGEAN AIRLINES (CR)	11,596	---	---	---	---	---	---	51,910
ALPHABOR	ALPHA SERVICES HOLD (CR)	---	---	---	---	---	---	---	58,988,268
ALMYBOR	ALUMIL (CR)	---	---	---	---	---	---	---	---
EEEBOR	CC HBC AG (CR)	12,714	---	---	---	---	---	---	70,546
CENERBOR	CENERGY HOLDINGS (CB)	---	---	---	---	---	---	---	---
ELLAKTORBOR	ELLAKTOR (CR)	84,003	---	---	---	---	---	---	5,498
ELHABOR	ELVALHALCOR (CR)	44,866	---	---	---	---	---	---	64,887
EUROBBOR	EUROBANK HOLDINGS (CR)	744,421	---	---	---	---	---	---	34,134,612
EYDAPBOR	EYDAP S.A. (CR)	12,812	---	---	---	---	---	---	295,750
FFGRPBOR	FOLLI FOLLIE (CR)	---	---	---	---	---	---	---	900,530
FOYRKBOR	FOURLIS (CR)	625	---	---	---	---	---	---	18,250
GEKTERNABOR	GEK TERNA (CR)	---	---	---	---	---	---	---	12,565
SARBOR	GR. SARANTIS S.A. (CR)	1,945	---	---	---	---	---	---	71,840
EXAEBOR	HELLENIC EXCHANGES-A.S.E. (CR)	5,000	---	---	---	---	---	---	152,063
ELPEBOR	HELLENIO ENERGY (CR)	6,000	---	---	---	---	---	---	171,605
INTRKBOR	INTRACOM HOLDINGS (CR)	---	---	---	---	---	---	---	---
BELABOR	JUMBO SA (CR)	15,392	---	---	---	---	---	---	481,040
LAMDABOR	LAMDA DEVELOPMENT SA (CR)	---	---	---	---	---	---	---	492,854
MIGBOR	MARFIN INVESTMENT GROUP (CR)	70,000	---	---	---	---	---	---	794,474
MOHBOR	MOTOR OIL (CR)	49,388	---	---	---	---	---	---	312,208
MYTILBOR	MYTILINEOS (CR)	8,152	---	---	---	---	---	---	254,850
ETEBOR	NATIONAL BANK (CR)	98,415	---	---	---	---	---	---	10,165,976
OPAPBOR	OPAP (CR)	64,120	---	---	---	---	---	---	1,453,762
HTOBOR	OTE (CR)	28,373	---	---	300	3.25%	---	---	1,009,009
PPABOR	P.P.A. S.A. (CR)	2,614	---	---	---	---	---	---	65,487
TPEIRBOR	PIRAEUS FINANCIAL HOLD (CR)	---	---	---	---	---	---	---	780,449
PLAISBOR	PLAISIO COMPUTERS SA (CR)	---	---	---	---	---	---	---	---
PPCBOR	PPC (CR)	2,000	---	---	---	---	---	---	3,097,505
QUALBOR	QUALITY & RELIABILITY SA (CR)	---	---	---	---	---	---	---	---
QUESTBOR	QUEST HOLDINGS (CR)	1,487	---	---	---	---	---	---	82,458

Stock Lending Notes

- [1] - Multilateral contracts Lending or Borrowing as per Methods 8-1, 8-2 and 8-3-3 (According to ATHEX BoD Resolution No.17)
- [2] - Bilateral Contracts Lending or Borrowing as per Methods 8-3-1 and 8-3-2 (According to ATHEX BoD Resolution No.20)
- [3] - The information concerning OTC Stock Borrowing Transactions is based on the statements of the Dematerialised Securities System (DSS) operators involved and refers to volumes that have been registered up until the previous working day.
- [4] - Average Price (Volume weighted)
- [5] - The Data concerning Open Interest before the start of trading session

Lending Products	Underlying Title	Multilateral Transactions[1]					Bilateral Transactions[2]		Stock Borrowing through OTC (volume)[3]
		Open Interest[5]	Volume(Offered)	Average Weighted	Transactions volume	Average Weighted	Transactions Volume	Average Weighted	Transactions Volume
TENERGYBOR	TERNA ENERGY (CR)	350	---	---	---	---	---	---	42,610
TITCBOR	TITAN CEMENT (CB)	14,844	---	---	---	---	---	---	222,011
VIOBOR	VIOHALCO SA/NV (CB)	21,967	---	---	---	---	---	---	---

Stock Lending Notes

[1] - Multilateral contracts Lending or Borrowing as per Methods 8-1, 8-2 and 8-3-3 (According to ATHEX BoD Resolution No.17)

[2] - Bilateral Contracts Lending or Borrowing as per Methods 8-3-1 and 8-3-2 (According to ATHEX BoD Resolution No.20)

[3] - The information concerning OTC Stock Borrowing Transactions is based on the statements of the Dematerialised Securities System (DSS) operators involved and refers to volumes that have been registered up until the previous working day.

[4] - Average Price (Volume weighted)

[5] - The Data concerning Open Interest before the start of trading session

Sectors codification for listed companies

12003 -	ETF	10101010	Computer Services
10101015	Software	10102030	Computer Hardware
15101010	Telecommunications Equipment	15102015	Telecommunications Services
20101010	Health Care Facilities	20101025	Health Care Services
20102010	Medical Equipment	20103015	Pharmaceuticals
30101010	Banks	30202000	Diversified Financial Services
30202010	Asset Managers & Custodians	30202015	Investment Services
30204000	Closed End Investments	30302010	Full Line Insurance
30302015	Insurance Brokers	30302025	Property and Casualty Insurance
35101010	Real Estate Holding and Development	35101015	Real Estate Services
35102000	Diversified REITs	35102030	Office REITs
40201040	Rental & Leasing Services: Consumer	40202010	Home Construction
40202015	Household Furnishings	40202020	Household Appliance
40203040	Electronic Entertainment	40203045	Toys
40204020	Clothing & Accessories	40301010	Entertainment
40301030	Publishing	40301035	Radio & TV Broadcasters
40401010	Diversified Retailers	40401020	Apparel Retailers
40401025	Home Improvement Retailers	40401030	Specialty Retailers
40501010	Airlines	40501015	Travel & Tourism
40501020	Casinos & Gambling	40501025	Hotels & Motels
45101015	Distillers & Vintners	45101020	Soft Drinks
45102010	Farming Fishing Ranching & Plantations	45102020	Food Products
45103010	Tobacco	45201010	Food Retailers & Wholesalers
45201020	Personal Products	50101010	Construction
50101020	Building Roof/Wallboard and Plumbing	50101030	Cement
50101035	Building Materials: Other	50202010	Electrical Components
50203000	Diversified Industrials	50203015	Plastics
50203030	Containers & Packaging	50204000	Machinery: Industrial
50204020	Machinery: Construction & Handling	50205010	Industrial Suppliers
50205020	Back Office Support HR & Consulting	50205030	Forms & Bulk Printing Services
50206015	Commercial Vehicles & Parts	50206030	Marine Transportation
50206060	Transportation Services	55101000	Diversified Materials
55101020	Textile Products	55102000	General Mining
55102010	Iron & Steel	55102015	Metal Fabricating
55102035	Aluminum	60101020	Oil Refining and Marketing
65101010	Alternative Electricity	65101015	Conventional Electricity
65102030	Water		



ATHEX
Athens Stock Exchange

Λεωφ. Αθηνών 110 104 42 Αθήνα
110, Athinon Ave. GR 104 42 Athens
tel. (+30)210-33.66.800, fax (+30)210-33.66.101
www.athexgroup.gr