

# 22

## Εναλλακτική Αγορά Ημερήσιο Δελτίο Συναλλακτικής Δραστηριότητας

Alternative Market  
Daily Official List of Trading Activity

Friday, 11 November, 2022  
Year: 15 Trading Day No: 214



**ATHEX**  
Athens Stock Exchange

**Disclaimer:**

Hellenic Exchanges – Athens Stock Exchange S.A. (HELEX), endeavors to ensure that the data and other material ("Information") presented on the Daily Official List of the Alternative Market (ena) are accurate and complete, but it is not liable for any errors or omissions of data or /and for the accuracy, credibility, updating and completeness of the aforesaid information nor it has any liability arising directly or indirectly from the use of the above Information.

All contents of the Daily Official List of the Alternative Market (ENA) are provided only for information purposes and do not constitute investment advice or solicitation to invest in securities or other products listed for trading on HELEX.

You acknowledge and agree that HELEX is the owner of any property rights related to any Information appearing on the Daily Official List of the Alternative Market (ENA) including intellectual property rights copyright, trademarks, etc.

The above data are a property of the Hellenic Exchanges – Athens Stock Exchange S.A. and are copyright protected. Users are forbidden to reproduce, modify, copy, sale, transmit or redistribute, by all reproduction means and methods, part or the whole of the above data, without reference to their source.

## Hellenic Exchanges - Athens Stock Exchange S.A.

110 Athinon Ave., 10442 Athens, Tel: (210) 33.66.800, Fax: (210) 32.13.938

[www.athexgroup.gr](http://www.athexgroup.gr)

### Thessalonica Stock Exchange Center (T.S.E.C)

16-18 Katouni Str., Thessalonica 546 25 Tel: (2310) 567.667, Fax: (2310) 530.545

### Athex Members Guarantee Fund

14-16 Fidiou Str., Athens 106 78, Tel: (210) 33.04.682, Fax: (210) 33.04.155

### Hellenic Republic Capital Market Commission

1 Kolokotroni Str. & 1 Stadiou Str., Athens 10562 Tel: (210) 33.77.100 Fax: (210) 33.77.173

## Table of Contents

---

### Section 1: Trading Session Statistical Data

Summary of Market

Athex Indices

Analytic Figures for Athex Market's Boards and Categories

### Section 2: Shares Transactions Data

Shares Transactions Data

Shares' Notes

### Section 3: Shares Other Transactions Data

Blocks Data

Rights Data

### Section 4: Bonds Transactions Data

Non Convertible Corporate Bonds - Alternative Market

Section codification follows the corresponding from the Greek version of Daily Official List for reference purposes.

---

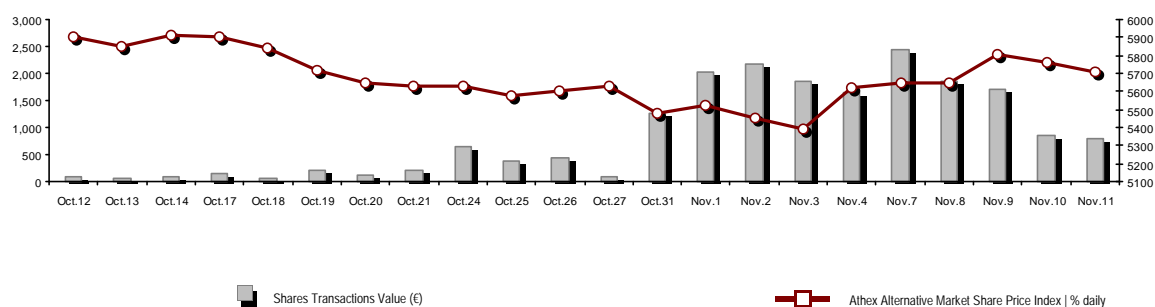
Hellenic Exchanges - Athens Stock Exchange S.A.

Market Analysis & Communication Unit

---

## Summary of Market

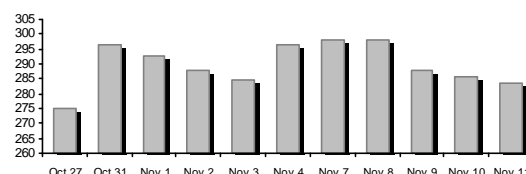
Athex Alternative Market Share Price Index vs Shares Transactions Value



Total Transactions Value (€): 795,025.61

Athex Capitalisation (€)

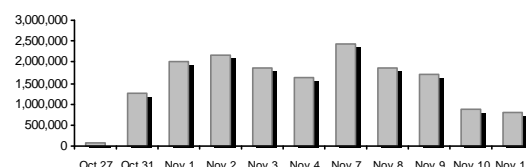
Athex Capitalisation (€): 283,389,221.17  
 Daily change: € | % -2,438,204.50 -0.85%  
 Yearly Avg Capitalisation: € | % chng prev year Avg 296,880,120.48 37.78%  
 Athex Alternative Market Share Price Index | % daily chng 5,712.84 -0.85%  
 Athex Alternative Market Share Price Index Capitalisation (€) 283,389,221.17  
 Daily change (€) -2,438,204.50



Shares Transactions Value (€) 795,025.61

Value of Transactions (€)

Daily change: € | % -71,726.61 -8.28%  
 YTD Avg Trans. Value: € | % chng prev year Avg 380,318.14 16.64%  
 Blocks of Shares Transactions Value (€) 0.00

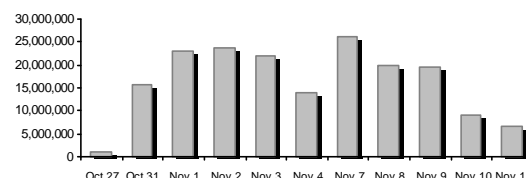


Bonds Transactions Value (thou. €) 0.00

Shares Transactions Volume (pieces) 6,657,245.00

Volume of Transactions

Daily change: pieces | % -2,346,235.00 -26.06%  
 YTD Avg Volume: pieces | % chng prev year Avg 3,733,349.32 26.76%  
 Blocks of Shares Transactions Volume (pieces) 0.00

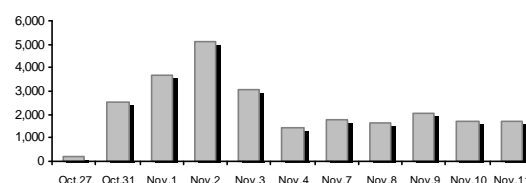


Bonds Transactions Volume 0

Shares Trades Number 1,705

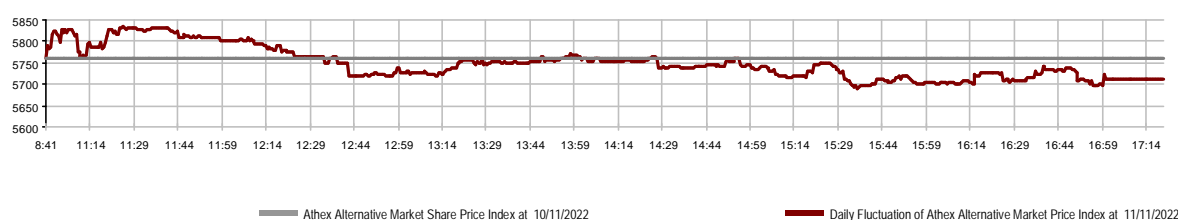
Number of Trades

Daily change: number | % -2 -0.12%  
 YTD Avg Derivatives Trades number | % chng prev year Avg 508 45.34%  
 Number of Blocks of Shares 0



Number of Bonds Transactions 0

Daily Fluctuation of Athex Alternative Market Price Index



Athex Indices

Index name	11/11/2022	10/11/2022	pts.	%	Min	Max	Year min	Year max	Year change
ATHEX Alternative Market Price Index	5,712.84 €	5,761.99	-49.15	-0.85%	5,690.82	5,834.69	5,137.62	6,964.32	-5.54% €

## Analytic Figures for Athex Market's Boards and Categories

	Total Traded Shares	
Totals	9	
Gain / Lose / Same:	3 / 5 / 1	
Athex Capitalisation (€)	283,389,221.17	
Daily Average Transactions Value (€)	380,318.14	
Shares Transactions Value (€)	795,025.61	
Main Board:	795,025.61	
Blocks Board:	0.00	
Forced Sales Board:	0.00	
Special Terms Board:	0.00	
Daily Average Transactions Volume	3,733,349	
Transactions Volume	6,657,245	
Main Board:	6,657,245	
Blocks Board:	0	
Forced Sales Board:	0	
Special Terms Board:	0	
Daily Average Number of Trades	508	
Number of Trades	1,705	
Main Board:	1,705	
Blocks Board:	0	
Forced Sales Board:	0	
Special Terms Board:	0	

## Trading Details by Sector

Code	Sectors	Gain / Lose / Same	Number of Trades	Transactions Volume	Transactions Value	% of Total Trans. Value
3020	- Financial Services	2 / 3 / 0	1,482	6,598,995	613,479.42	77.16%
4510	- Food Beverage & Tobacco	0 / 1 / 0	1	10	16.20	0.00%
2010	- Health Care	0 / 0 / 0	---	---	---	---
5020	- Industrial Goods & Service	0 / 0 / 1	2	550	352.00	0.04%
1010	- Technology	1 / 1 / 0	220	57,690	181,177.99	22.79%

## Top 10 best & worst performing Shares

With positive Price change	Closing price	change	With negative Price change	Closing price	change
PERFORMANCE TECHNOLOGIES (CR)	3.82	2.41% #	MEDITERRA (CR)	1.62	-10.00% Ⓔ
GALAXY COSMOS MEZZ (CR)	0.172	2.14% #	SUNRISEMEZZ (CR)	0.091	-4.60% Ⓔ
CAIRO MEZZ (CR)	0.111	1.47% #	EUROXX (CR)	1.70	-2.30% Ⓔ
DOPPLER (CR)	0.640	0.00% ~	PHOENIX VEGA (CR)	0.049	-2.22% Ⓔ
			REAL CONSULTING (CR)	1.92	-1.03% Ⓔ
With the highest Transactions Value	Value (thou. €)	change	With the highest Transactions Volume	Volume	change
GALAXY COSMOS MEZZ (CR)	244.37	2.14% #	PHOENIX VEGA (CR)	2,559,108	-2.22% Ⓔ
SUNRISEMEZZ (CR)	228.63	-4.60% Ⓔ	SUNRISEMEZZ (CR)	2,446,237	-4.60% Ⓔ
PERFORMANCE TECHNOLOGIES (CR)	142.71	2.41% #	GALAXY COSMOS MEZZ (CR)	1,448,977	2.14% #
PHOENIX VEGA (CR)	124.06	-2.22% Ⓔ	CAIRO MEZZ (CR)	144,503	1.47% #
REAL CONSULTING (CR)	38.47	-1.03% Ⓔ	PERFORMANCE TECHNOLOGIES (CR)	37,783	2.41% #
CAIRO MEZZ (CR)	16.13	1.47% #	REAL CONSULTING (CR)	19,907	-1.03% Ⓔ
DOPPLER (CR)	0.35	0.00% ~	DOPPLER (CR)	550	0.00% ~
EUROXX (CR)	0.29	-2.30% Ⓔ	EUROXX (CR)	170	-2.30% Ⓔ
MEDITERRA (CR)	0.02	-10.00% Ⓔ	MEDITERRA (CR)	10	-10.00% Ⓔ

Number of Listed Shares	Nominal Value	Dividends [1]			Date of Last Coupon Dividend [2]	Right	Note	Shares	Closing price	% change	Previous closing price/date	Open price	Price min	Price max	Last price	Avg price	Last Bid [7]	Last Ask [7]	P/E after tax	Year	Volume	Trades	Transactions Value	Company Mkt Value (€) [3,5]	Year low	Year high	Sector[ 4]
309,096,827	0.100	---	---	---	29/09/2020		---	CAIRO MEZZ (CR)	0.111	1.47 P	0.109 10/11/2022	0.109	0.109	0.114	0.111	0.112	4203@0.110	8400@0.111	58.84	2021	144,503	42	16,129.17	34,186.110.100	0.172	30202010	
10,600,010	0.100	---	---	---	19/08/2008 07/05/2008		---	DOPPLER (CR)	0.640	---	0.640 24/10/2022	0.640	0.640	0.640	0.640	0.640	---	150@0.640	---	---	550	2	352.00	6,784.010.424	0.690	50204000	
14,791,000	0.360	---	---	---	05/05/2010 12/05/2008		---	EUROXX (CR)	1.70	-2.30 E	1.74 10/11/2022	1.78	1.70	1.78	1.70	1.72	100@1.65	40@1.83	21.11	2021	170	6	292.20	25,144.700.595	2.96	30202015	
23,346,786	0.100	---	---	---	12/06/2012 17/09/2019		---	FOODLINK S.A. (CR)	0.457	---	0.457 08/11/2022	---	---	---	---	---	---	474@0.485	---	---	---	---	---	10,669.480.452	0.740	50205010	
86,941,164	0.270	---	---	---	31/10/2022		---	GALAXY COSMOS MEZZ (CR)	0.172	2.14 P	0.168 10/11/2022	0.172	0.160	0.177	0.172	0.169	5000@0.170	1000@0.173	---	---	1,448,977	608	244,373.77	14,953.880.105	0.220	30202010	
7,300,000	0.500	---	---	---	06/07/2009 28/02/2008		---	MEDITERRA (CR)	1.62	-10.00 E	1.80 17/10/2022	1.62	1.62	1.62	1.62	1.62	---	3263@1.62	52.20	2021	10	1	16.20	11,826.00 1.44	1.90	45102020	
3,333,500	0.300	0.059	---	---	13/07/2020 09/12/2008		---	OPTRONICS TECHNOLOGIES (CR)	1.75	---	1.75 08/11/2022	---	---	---	---	---	---	179@1.70	---	2021	---	---	---	5,833.63 1.60	2.44	10102015	
13,902,683	0.100	(0.02)	(0.03)	0.036	26/09/2022 02/11/2021		---	PERFORMANCE TECHNOLOGIES (C	3.82	2.41 P	3.73 10/11/2022	3.83	3.72	3.86	3.82	3.78	1578@3.80	50@3.85	---	---	37,783	154	142,708.10	53,108.25 3.08	6.14	10101010	
1,250,367,229	0.036	---	---	---	09/11/2022		---	PHOENIX VEGA (CR)	0.049	-2.22 E	0.050 10/11/2022	0.050	0.048	0.050	0.049	0.048	24779@0.048	8100@0.049	4.64	2021	2,559,108	286	124,056.60	60,642.810.046	0.073	30202010	
21,500,000	0.400	---	---	---	03/30/06/2022 06/08/2021		---	REAL CONSULTING (CR)	1.92	-1.03 E	1.94 10/11/2022	1.98	1.90	1.98	1.94	1.93	180@1.91	1515@1.94	8.99	2021	19,907	66	38,469.89	41,172.50 1.72	2.97	10101010	
178,623,895	0.140	---	---	---	31/10/2022		---	SUNRISEMEZZ (CR)	0.091	-4.60 E	0.096 10/11/2022	0.097	0.089	0.098	0.091	0.093	2000@0.091	26870@0.093	---	---	2,446,237	540	228,627.68	16,290.500.064	0.120	30202010	
857,210	1.05	---	---	---	08/06/2010 12/03/2010		---	VIDAVO (CR)	3.24	---	3.24 25/10/2022	---	---	---	---	---	50@2.92	100@3.14	46.44	2021	---	---	---	2,777.36 3.00	4.94	20101025	



---

**Shares' Notes**

---

Code	Note text
( )	- Adjusted dividends.
*	- Last adjusted closing price.
[1]	- Net dividends.
[2]	- The "Date of Last Coupon" for New listings refers to the date company's stocks started to trade in Athex
[3]	- The Company Market Value is referred to the number of listed shares
[4]	- Sectors codification can be found in Appendix A
[5]	- The Market Value refers to the total number of shares listed (including their several classes) in the exchange by the company.
[6]	- P/E greater than 100
[7]	- Last view of the Order Book before the end of the trading session

---

Blocks Data

Stocks	Block Volume	Price	Block Trade Value	Time of approval	Note
No Blocks Transactions.					

Blocks Notes

- 2 - SPOT 1 or SPOT 2 Packet

3 - Block with Short Selling

4 - Buy to Close Block

6 - Simultaneous Constitution

7 - Repurchase Agreement

8 - Dispersion's Achievement (Not Listed)

9 - Dispersion's Achievement (Listed)

10 - Share Capital Majority of Greek State (> 50 bil)

11 - Total Assets > 500 bil

12 - Sell Offer through Athex

13 - Forced Sale of NMOE

14 - Restoration Packet

15 - Market Maker Packet

16 - Short Selling

18 - SPOT 1 Packet

20 - Method 6-1 Packet

Rights Data

Occured date	Exercise from	Exercise until	Trading until	Rights	Price min	Price max	Closing price	Last Bid	Last Ask	Volume	Trades	Transactions Value
-----------------	------------------	-------------------	------------------	--------	--------------	--------------	------------------	----------	----------	--------	--------	-----------------------

No Rights Transactions.

Non Convertible Corporate Bonds - Alternative Market

Num Listed Bonds	Nominal price	Issue price	Today's Rate	Exp. Date	Duration (years)	Note	Coupon attached		Trading	Non Convertible Corporate Bonds -	Accrued Int.	Yield.T.Mat	Price min	Price max	Closing price	Previous closing price/date		Volume	Transactions Value	Last order		Date	Year min	Year max
							Common	Preferred								Price	Buy / Sell							
4,075	1,000.00	1,000.00	4.50	22/12/2026	5	---	2	---	1	R ENERGY 1 S.A. (Non Convertible)	18.2500	5.0210	---	---	---	97.5000	07/11/2022	---	---	96.0200	B	11/11/2022	95.1200	100.0000
6,700	1,000.00	1,000.00	4.30	25/07/2024	5	---	14	---	1	M.L.S. MULTIMEDIA S.A. (Non Convertible)	2.5083	21.8890	---	---	---	74.0000	06/05/2020	---	---	3.0100	B	27/07/2021	74.0000	74.0000
6,500	618.00	1,000.00	5.50	22/12/2024	7	---	10	---	1	DELTA TECHNIKH S.A. (Non Convertible)	13.7848	4.3210	---	---	---	100.0000	04/11/2022	---	---	95.0770	B	11/11/2022	97.1378	106.0000

Corporate Bonds Notes

Transactions Volume = (Pieces) \* (Nominal Price). Transactions Value = (Pieces) \* (Nominal Price) \* (price %) + (Accrued interest).  
The price of a Bond is stated as a percentage (%) of Bond's Nominal Price.  
Nominal Price in Euros (€), except if it is noted differently.



**ATHEX**  
Athens Stock Exchange

Λεωφ. Αθηνών 110 104 42 Αθήνα  
110, Athinon Ave. GR 104 42 Athens  
tel. (+30)210-33.66.800, fax (+30)210-33.66.101  
[www.athexgroup.gr](http://www.athexgroup.gr)