

# 22

## Εναλλακτική Αγορά Ημερήσιο Δελτίο Συναλλακτικής Δραστηριότητας

Alternative Market  
Daily Official List of Trading Activity

Monday, 14 November, 2022  
Year: 15 Trading Day No: 215



**ATHEX**  
Athens Stock Exchange

**Disclaimer:**

Hellenic Exchanges – Athens Stock Exchange S.A. (HELEX), endeavors to ensure that the data and other material ("Information") presented on the Daily Official List of the Alternative Market (ena) are accurate and complete, but it is not liable for any errors or omissions of data or /and for the accuracy, credibility, updating and completeness of the aforesaid information nor it has any liability arising directly or indirectly from the use of the above Information.

All contents of the Daily Official List of the Alternative Market (ENA) are provided only for information purposes and do not constitute investment advice or solicitation to invest in securities or other products listed for trading on HELEX.

You acknowledge and agree that HELEX is the owner of any property rights related to any Information appearing on the Daily Official List of the Alternative Market (ENA) including intellectual property rights copyright, trademarks, etc.

The above data are a property of the Hellenic Exchanges – Athens Stock Exchange S.A. and are copyright protected. Users are forbidden to reproduce, modify, copy, sale, transmit or redistribute, by all reproduction means and methods, part or the whole of the above data, without reference to their source.

---

**Hellenic Exchanges - Athens Stock Exchange S.A.**

110 Athinon Ave., 10442 Athens, Tel: (210) 33.66.800, Fax: (210) 32.13.938

[www.athexgroup.gr](http://www.athexgroup.gr)

---

**Thessalonica Stock Exchange Center (T.S.E.C)**

16-18 Katouni Str., Thessalonica 546 25 Tel: (2310) 567.667, Fax: (2310) 530.545

---

**Athex Members Guarantee Fund**

14-16 Fidiou Str., Athens 106 78, Tel: (210) 33.04.682, Fax: (210) 33.04.155

---

**Hellenic Republic Capital Market Commission**

1 Kolokotroni Str. & 1 Stadiou Str., Athens 10562 Tel: (210) 33.77.100 Fax: (210) 33.77.173

## Table of Contents

---

### Section 1: Trading Session Statistical Data

Summary of Market

Athex Indices

Analytic Figures for Athex Market's Boards and Categories

### Section 2: Shares Transactions Data

Shares Transactions Data

Shares' Notes

### Section 3: Shares Other Transactions Data

Blocks Data

Rights Data

### Section 4: Bonds Transactions Data

Non Convertible Corporate Bonds - Alternative Market

Section codification follows the corresponding from the Greek version of Daily Official List for reference purposes.

---

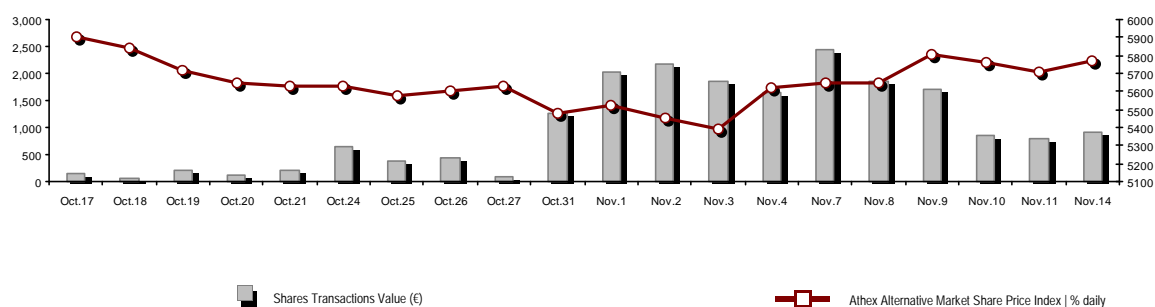
Hellenic Exchanges - Athens Stock Exchange S.A.

Market Analysis & Communication Unit

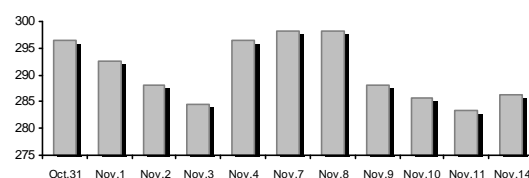
---

## Summary of Market

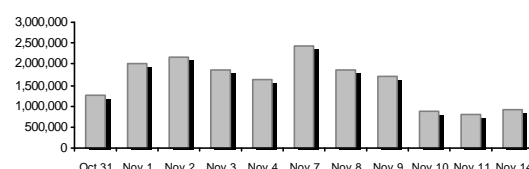
Athex Alternative Market Share Price Index vs Shares Transactions Value



Total Transactions Value (€):	905,342.43	Athex Capitalisation (€)
Athex Capitalisation (€):	286,170,892.79	
Daily change: €   %	2,781,671.62 0.98%	
Yearly Avg Capitalisation: €   % chng prev year Avg	296,830,310.11 39.13%	
Athex Alternative Market Share Price Index   % daily chng	5,768.92 0.98%	
Athex Alternative Market Share Price Index Capitalisation (€)	286,170,892.79	
Daily change (€)	2,781,671.62	

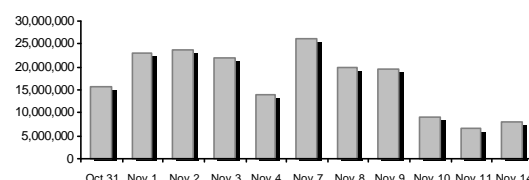


Shares Transactions Value (€)	905,342.43	Value of Transactions (€)
Daily change: €   %	110,316.82 13.88%	
YTD Avg Trans. Value: €   % chng prev year Avg	382,760.12 17.39%	
Blocks of Shares Transactions Value (€)	0.00	



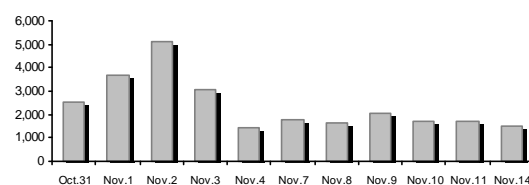
Bonds Transactions Value (thou. €)	0.00
------------------------------------	------

Shares Transactions Volume (pieces)	7,981,653.00	Volume of Transactions
Daily change: pieces   %	1,324,408.00 19.89%	
YTD Avg Volume: pieces   % chng prev year Avg	3,753,108.87 27.44%	
Blocks of Shares Transactions Volume (pieces)	0.00	



Bonds Transactions Volume	0
---------------------------	---

Shares Trades Number	1,466	Number of Trades
Daily change: number   %	-239 -14.02%	
YTD Avg Derivatives Trades number   % chng prev year Avg	512 46.61%	
Number of Blocks of Shares	0	



Number of Bonds Transactions	0
------------------------------	---

Daily Fluctuation of Athex Alternative Market Price Index



Athex Indices

Index name	14/11/2022	11/11/2022	pts.	%	Min	Max	Year min	Year max	Year change
ATHEX Alternative Market Price Index	5,768.92 #	5,712.84	56.08	0.98%	5,712.84	5,828.12	5,137.62	6,964.32	-4.61% €

## Analytic Figures for Athex Market's Boards and Categories

	Total Traded Shares	
Totals	8	
Gain / Lose / Same:	6 / 1 / 1	
Athex Capitalisation (€)	286,170,892.79	
Daily Average Transactions Value (€)	382,760.12	
Shares Transactions Value (€)	905,342.43	
Main Board:	905,342.43	
Blocks Board:	0.00	
Forced Sales Board:	0.00	
Special Terms Board:	0.00	
Daily Average Transactions Volume	3,753,109	
Transactions Volume	7,981,653	
Main Board:	7,981,653	
Blocks Board:	0	
Forced Sales Board:	0	
Special Terms Board:	0	
Daily Average Number of Trades	512	
Number of Trades	1,466	
Main Board:	1,466	
Blocks Board:	0	
Forced Sales Board:	0	
Special Terms Board:	0	

## Trading Details by Sector

Code	Sectors	Gain / Lose / Same	Number of Trades	Transactions Volume	Transactions Value	% of Total Trans. Value
3020	- Financial Services	3 / 1 / 0	1,348	7,958,585	838,368.05	92.60%
4510	- Food Beverage & Tobacco	0 / 0 / 0	---	---	---	---
2010	- Health Care	0 / 0 / 0	---	---	---	---
5020	- Industrial Goods & Service	1 / 0 / 0	23	2,132	968.83	0.11%
1010	- Technology	2 / 0 / 1	95	20,936	66,005.55	7.29%

## Top 10 best & worst performing Shares

With positive Price change	Closing price	change	With negative Price change	Closing price	change
SUNRISEMEZZ (CR)	0.096	5.37% #	CAIRO MEZZ (CR)	0.109	-1.81% ⚡
GALAXY COSMOS MEZZ (CR)	0.181	5.23% #			
REAL CONSULTING (CR)	1.94	1.31% #			
PERFORMANCE TECHNOLOGIES (CR)	3.86	1.05% #			
PHOENIX VEGA (CR)	0.049	1.03% #			
FOODLINK S.A. (CR)	0.458	0.22% #			
OPTRONICS TECHNOLOGIES (CR)	1.75	0.00% ↘			
With the highest Transactions Value	Value (thou. €)	change	With the highest Transactions Volume	Volume	change
GALAXY COSMOS MEZZ (CR)	380.50	5.23% #	SUNRISEMEZZ (CR)	3,765,893	5.37% #
SUNRISEMEZZ (CR)	353.15	5.37% #	GALAXY COSMOS MEZZ (CR)	2,090,387	5.23% #
PHOENIX VEGA (CR)	101.36	1.03% #	PHOENIX VEGA (CR)	2,071,205	1.03% #
PERFORMANCE TECHNOLOGIES (CR)	51.10	1.05% #	CAIRO MEZZ (CR)	31,100	-1.81% ⚡
REAL CONSULTING (CR)	14.82	1.31% #	PERFORMANCE TECHNOLOGIES (CR)	13,260	1.05% #
CAIRO MEZZ (CR)	3.36	-1.81% ⚡	REAL CONSULTING (CR)	7,628	1.31% #
FOODLINK S.A. (CR)	0.97	0.22% #	FOODLINK S.A. (CR)	2,132	0.22% #
OPTRONICS TECHNOLOGIES (CR)	0.08	0.00% ↘	OPTRONICS TECHNOLOGIES (CR)	48	0.00% ↘

Number of Listed Shares	Nominal Value	Dividends [1]			Date of Last Coupon		Note	Shares	Closing price	% change	Previous closing price/date		Open price	Price min	Price max	Last price	Avg price	Last Bid [7]	Last Ask [7]	P/E after tax	Year	Volume	Trades	Transactions Value	Company Mkt Value (€) [3,5]	Year low	Year high	Sector[ 4]
		2019	2020	2021	Dividend [2]	Right																						
309,096,827	0.100	---	---	---	29/09/2020		---	CAIRO MEZZ (CR)	0.109	-1.81	€	0.111 11/11/2022	0.113	0.103	0.113	0.110	0.108	19917@0.105	2333@0.110	57.78	2021	31,100	30	3,363.61	33,567.920.100	0.172	30202010	
10,600,010	0.100	---	---	---	19/08/2008 07/05/2008		---	DOPPLER (CR)	0.640	---	↘	0.640 11/11/2022	---	---	---	---	---	---	150@0.640	---	---	---	---	---	6,784.010.424	0.690	50204000	
14,791,000	0.360	---	---	---	05/05/2010 12/05/2008		---	EUROXX (CR)	1.70	---	↘	1.70 11/11/2022	---	---	---	---	---	10@1.53	92@1.87	21.11	2021	---	---	---	25,144.700.595	2.96	30202015	
23,346,786	0.100	---	---	---	12/06/2012 17/09/2019		---	FOODLINK S.A. (CR)	0.458	0.22	⬆	0.457 08/11/2022	0.452	0.442	0.458	0.458	0.454	400@0.440	100@0.462	---	---	2,132	23	968.83	10,692.830.442	0.740	50205010	
86,941,164	0.270	---	---	---	31/10/2022		---	GALAXY COSMOS MEZZ (CR)	0.181	5.23	⬆	0.172 11/11/2022	0.173	0.173	0.188	0.181	0.182	27150@0.180	7000@0.182	---	---	2,090,387	676	380,498.49	15,736.350.105	0.220	30202010	
7,300,000	0.500	---	---	---	06/07/2009 28/02/2008		---	MEDITERRA (CR)	1.62	---	↘	1.62 11/11/2022	---	---	---	---	---	---	2968@1.62	52.20	2021	---	---	---	11,826.00	1.44	1.90	45102020
3,333,500	0.300	0.059	---	---	13/07/2020 09/12/2008		---	OPTRONICS TECHNOLOGIES (CR)	1.75	---	↘	1.75 08/11/2022	1.75	1.75	1.75	1.75	1.75	---	50@1.76	---	2021	48	1	84.00	5,833.63	1.60	2.44	10102015
13,902,683	0.100	(0.02)	(0.03)	0.036	26/09/2022 02/11/2021		---	PERFORMANCE TECHNOLOGIES (C	3.86	1.05	⬆	3.82 11/11/2022	3.85	3.81	3.89	3.86	3.85	200@3.83	176@3.89	---	---	13,260	54	51,102.05	53,664.36	3.08	6.14	10101010
1,250,367,229	0.036	---	---	---	09/11/2022		---	PHOENIX VEGA (CR)	0.049	1.03	⬆	0.049 11/11/2022	0.049	0.048	0.050	0.049	0.049	9397@0.049	200@0.049	4.69	2021	2,071,205	184	101,358.29	61,267.990.046	0.073	30202010	
21,500,000	0.400	---	---	0.03	30/06/2022 06/08/2021		---	REAL CONSULTING (CR)	1.94	1.31	⬆	1.92 11/11/2022	1.96	1.92	1.97	1.94	1.94	400@1.93	900@1.96	9.11	2021	7,628	40	14,819.50	41,710.00	1.72	2.97	10101010
178,623,895	0.140	---	---	---	31/10/2022		---	SUNRISEMEZZ (CR)	0.096	5.37	⬆	0.091 11/11/2022	0.091	0.090	0.099	0.096	0.094	4000@0.094	81701@0.095	---	---	3,765,893	458	353,147.66	17,165.760.064	0.120	30202010	
857,210	1.05	---	---	---	08/06/2010 12/03/2010		---	VIDAVO (CR)	3.24	---	↘	3.24 25/10/2022	---	---	---	---	---	---	14@3.28	46.44	2021	---	---	---	2,777.36	3.00	4.94	20101025



## Shares' Notes

Code	Note text
( )	- Adjusted dividends.
*	- Last adjusted closing price.
[1]	- Net dividends.
[2]	- The "Date of Last Coupon" for New listings refers to the date company's stocks started to trade in Athex
[3]	- The Company Market Value is referred to the number of listed shares
[4]	- Sectors codification can be found in Appendix A
[5]	- The Market Value refers to the total number of shares listed (including their several classes) in the exchange by the company.
[6]	- P/E greater than 100
[7]	- Last view of the Order Book before the end of the trading session

Blocks Data

Stocks	Block Volume	Price	Block Trade Value	Time of approval	Note
No Blocks Transactions.					

Blocks Notes

- 2 - SPOT 1 or SPOT 2 Packet

3 - Block with Short Selling

4 - Buy to Close Block

6 - Simultaneous Constitution

7 - Repurchase Agreement

8 - Dispersion's Achievement (Not Listed)

9 - Dispersion's Achievement (Listed)

10 - Share Capital Majority of Greek State (> 50 bil)

11 - Total Assets > 500 bil

12 - Sell Offer through Athex

13 - Forced Sale of NMOE

14 - Restoration Packet

15 - Market Maker Packet

16 - Short Selling

18 - SPOT 1 Packet

20 - Method 6-1 Packet

Rights Data

Occured date	Exercise from	Exercise until	Trading until	Rights	Price min	Price max	Closing price	Last Bid	Last Ask	Volume	Trades	Transactions Value
-----------------	------------------	-------------------	------------------	--------	--------------	--------------	------------------	----------	----------	--------	--------	-----------------------

No Rights Transactions.

Non Convertible Corporate Bonds - Alternative Market

Num Listed Bonds	Nominal price	Issue price	Today's Rate	Exp. Date	Duration (years)	Note	Coupon attached		Trading	Non Convertible Corporate Bonds -	Accrued Int.	Yield.T.Mat	Price min	Price max	Closing price	Previous closing price/date	Volume	Transactions Value	Last order		Date	Year min	Year max
							Common	Preferred											Price	Buy / Sell			
4,075	1,000.00	1,000.00	4.50	22/12/2026	5	---	2	---	1	R ENERGY 1 S.A. (Non Convertible)	18.3750	5.0210	---	---	---	97.5000 07/11/2022	---	---	96.0500	B	14/11/2022	95.1200	100.0000
6,700	1,000.00	1,000.00	4.30	25/07/2024	5	---	14	---	1	M.L.S. MULTIMEDIA S.A. (Non Convertible)	2.6278	21.9620	---	---	---	74.0000 06/05/2020	---	---	3.0100	B	27/07/2021	74.0000	74.0000
6,500	618.00	1,000.00	5.50	22/12/2024	7	---	10	---	1	DELTA TECHNIKH S.A. (Non Convertible)	13.8793	4.3200	---	---	---	100.0000 04/11/2022	---	---	97.0335	B	14/11/2022	97.1378	106.0000

Corporate Bonds Notes

Transactions Volume = (Pieces) \* (Nominal Price). Transactions Value = (Pieces) \* (Nominal Price) \* (price %) + (Accrued interest).  
The price of a Bond is stated as a percentage (%) of Bond's Nominal Price.  
Nominal Price in Euros (€), except if it is noted differently.



**ATHEX**  
Athens Stock Exchange

Λεωφ. Αθηνών 110 104 42 Αθήνα  
110, Athinon Ave. GR 104 42 Athens  
tel. (+30)210-33.66.800, fax (+30)210-33.66.101  
[www.athexgroup.gr](http://www.athexgroup.gr)