

# 22

## Εναλλακτική Αγορά Ημερήσιο Δελτίο Συναλλακτικής Δραστηριότητας

Alternative Market  
Daily Official List of Trading Activity

Thursday, 24 November, 2022  
Year: 15 Trading Day No: 223



**ATHEX**  
Athens Stock Exchange

**Disclaimer:**

Hellenic Exchanges – Athens Stock Exchange S.A. (HELEX), endeavors to ensure that the data and other material ("Information") presented on the Daily Official List of the Alternative Market (ena) are accurate and complete, but it is not liable for any errors or omissions of data or /and for the accuracy, credibility, updating and completeness of the aforesaid information nor it has any liability arising directly or indirectly from the use of the above Information.

All contents of the Daily Official List of the Alternative Market (ENA) are provided only for information purposes and do not constitute investment advice or solicitation to invest in securities or other products listed for trading on HELEX.

You acknowledge and agree that HELEX is the owner of any property rights related to any Information appearing on the Daily Official List of the Alternative Market (ENA) including intellectual property rights copyright, trademarks, etc.

The above data are a property of the Hellenic Exchanges – Athens Stock Exchange S.A. and are copyright protected. Users are forbidden to reproduce, modify, copy, sale, transmit or redistribute, by all reproduction means and methods, part or the whole of the above data, without reference to their source.

---

**Hellenic Exchanges - Athens Stock Exchange S.A.**

110 Athinon Ave., 10442 Athens, Tel: (210) 33.66.800, Fax: (210) 32.13.938

[www.athexgroup.gr](http://www.athexgroup.gr)

---

**Thessalonica Stock Exchange Center (T.S.E.C)**

16-18 Katouni Str., Thessalonica 546 25 Tel: (2310) 567.667, Fax: (2310) 530.545

**Athex Members Guarantee Fund**

14-16 Fidiou Str., Athens 106 78, Tel: (210) 33.04.682, Fax: (210) 33.04.155

**Hellenic Republic Capital Market Commission**

1 Kolokotroni Str. & 1 Stadiou Str., Athens 10562 Tel: (210) 33.77.100 Fax: (210) 33.77.173

## Table of Contents

---

### Section 1: Trading Session Statistical Data

Summary of Market

Athex Indices

Analytic Figures for Athex Market's Boards and Categories

### Section 2: Shares Transactions Data

Shares Transactions Data

Shares' Notes

### Section 3: Shares Other Transactions Data

Blocks Data

Rights Data

### Section 4: Bonds Transactions Data

Non Convertible Corporate Bonds - Alternative Market

Section codification follows the corresponding from the Greek version of Daily Official List for reference purposes.

---

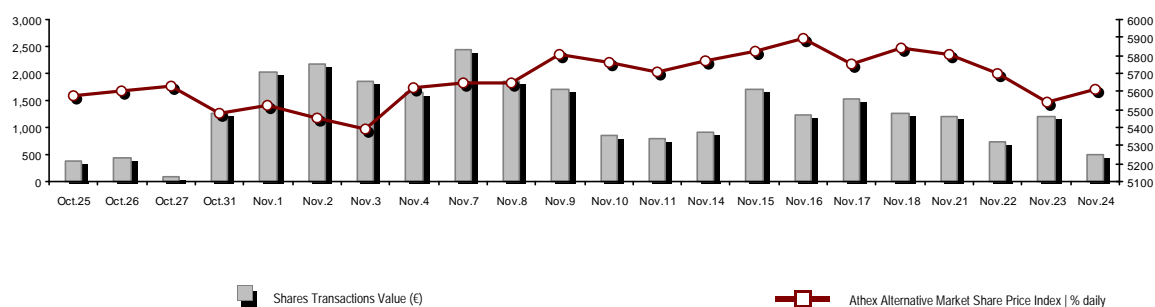
Hellenic Exchanges - Athens Stock Exchange S.A.

Market Analysis & Communication Unit

---

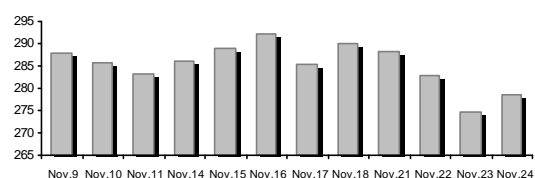
## Summary of Market

Athex Alternative Market Share Price Index vs Shares Transactions Value



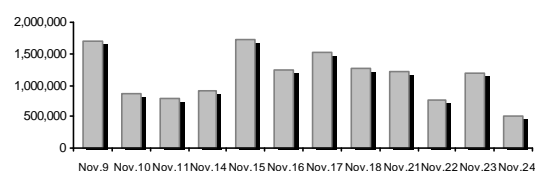
Total Transactions Value (€):	514,415.37	
Athex Capitalisation (€):	278,565,628.41	
Daily change: €   %	3,835,122.05	1.40%
Yearly Avg Capitalisation: €   % chng prev year Avg	296,408,665.89	35.44%
Athex Alternative Market Share Price Index   % daily chng	5,615.60	1.40%
Athex Alternative Market Share Price Index Capitalisation (€)	278,565,628.41	
Daily change (€)	3,835,122.05	

Athex Capitalisation (€)



Shares Transactions Value (€)	514,415.37	
Daily change: €   %	-684,973.83	-57.11%
YTD Avg Trans. Value: €   % chng prev year Avg	411,237.56	26.12%
Blocks of Shares Transactions Value (€)	0.00	

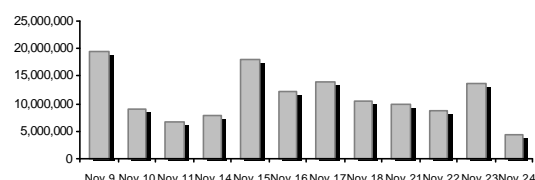
Value of Transactions (€)



Bonds Transactions Value (thou. €)	0.00
------------------------------------	------

Shares Transactions Volume (pieces)	4,285,399.00	
Daily change: pieces   %	-9,452,462.00	-68.81%
YTD Avg Volume: pieces   % chng prev year Avg	4,028,622.75	36.79%
Blocks of Shares Transactions Volume (pieces)	0.00	

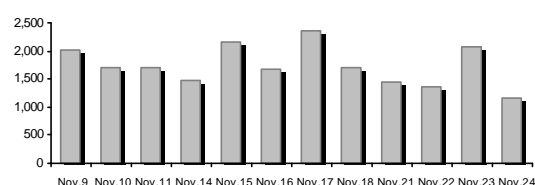
Volume of Transactions



Bonds Transactions Volume	0
---------------------------	---

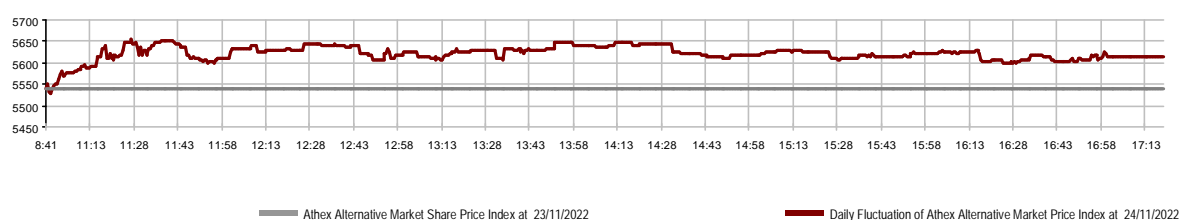
Shares Trades Number	1,169	
Daily change: number   %	-902	-43.55%
YTD Avg Derivatives Trades number   % chng prev year Avg	557	59.24%
Number of Blocks of Shares	0	

Number of Trades



Number of Bonds Transactions	0
------------------------------	---

Daily Fluctuation of Athex Alternative Market Price Index



Athex Indices

Index name	24/11/2022	23/11/2022	pts.	%	Min	Max	Year min	Year max	Year change
ATHEX Alternative Market Price Index	5,615.60 #	5,538.29	77.31	1.40%	5,526.95	5,653.99	5,137.62	6,964.32	-7.15% €

## Analytic Figures for Athex Market's Boards and Categories

	Total Traded Shares	
Totals	8	
Gain / Lose / Same:	6 / 2 / 0	
Athex Capitalisation (€)	278,565,628.41	
Daily Average Transactions Value (€)	411,237.56	
Shares Transactions Value (€)	514,415.37	
Main Board:	514,415.37	
Blocks Board:	0.00	
Forced Sales Board:	0.00	
Special Terms Board:	0.00	
Daily Average Transactions Volume	4,028,623	
Transactions Volume	4,285,399	
Main Board:	4,285,399	
Blocks Board:	0	
Forced Sales Board:	0	
Special Terms Board:	0	
Daily Average Number of Trades	557	
Number of Trades	1,169	
Main Board:	1,169	
Blocks Board:	0	
Forced Sales Board:	0	
Special Terms Board:	0	

## Trading Details by Sector

Code	Sectors	Gain / Lose / Same	Number of Trades	Transactions Volume	Transactions Value	% of Total Trans. Value
3020	- Financial Services	3 / 1 / 0	974	4,237,420	399,288.25	77.62%
4510	- Food Beverage & Tobacco	0 / 1 / 0	2	70	102.20	0.02%
2010	- Health Care	0 / 0 / 0	---	---	---	---
5020	- Industrial Goods & Service	1 / 0 / 0	3	100	57.00	0.01%
1010	- Technology	2 / 0 / 0	190	47,809	114,967.92	22.35%

## Top 10 best & worst performing Shares

With positive Price change	Closing price	change	With negative Price change	Closing price	change
DOPPLER (CR)	0.570	9.62% #	MEDITERRA (CR)	1.46	-9.88% ⚡
GALAXY COSMOS MEZZ (CR)	0.228	6.24% #	CAIRO MEZZ (CR)	0.093	-4.99% ⚡
REAL CONSULTING (CR)	2.03	4.10% #			
SUNRISEMEZZ (CR)	0.114	3.28% #			
PHOENIX VEGA (CR)	0.041	3.24% #			
PERFORMANCE TECHNOLOGIES (CR)	3.95	1.54% #			

With the highest Transactions Value	Value (thou. €)	change	With the highest Transactions Volume	Volume	change
GALAXY COSMOS MEZZ (CR)	162.96	6.24% #	PHOENIX VEGA (CR)	2,073,187	3.24% #
SUNRISEMEZZ (CR)	85.85	3.28% #	SUNRISEMEZZ (CR)	756,607	3.28% #
PHOENIX VEGA (CR)	85.60	3.24% #	GALAXY COSMOS MEZZ (CR)	718,286	6.24% #
REAL CONSULTING (CR)	77.73	4.10% #	CAIRO MEZZ (CR)	689,340	-4.99% ⚡
CAIRO MEZZ (CR)	64.88	-4.99% ⚡	REAL CONSULTING (CR)	38,359	4.10% #
PERFORMANCE TECHNOLOGIES (CR)	37.24	1.54% #	PERFORMANCE TECHNOLOGIES (CR)	9,450	1.54% #
MEDITERRA (CR)	0.10	-9.88% ⚡	DOPPLER (CR)	100	9.62% #
DOPPLER (CR)	0.06	9.62% #	MEDITERRA (CR)	70	-9.88% ⚡

Number of Listed Shares	Nominal Value	Dividends [1]			Date of Last Coupon Dividend [2]	Right	Note	Shares	Closing price	% change	Previous closing price/date	Open price	Price min	Price max	Last price	Avg price	Last Bid [7]	Last Ask [7]	P/E after tax	Year	Volume	Trades	Transactions Value	Company Mkt Value (€) [3,5]	Year low	Year high	Sector[ 4]
309,096,827	0.100	---	---	---	29/09/2020		---	CAIRO MEZZ (CR)	0.093	-4.99	0.098 23/11/2022	0.095	0.093	0.098	0.093	0.094	5000@0.093	2492@0.094	49.58	2021	689,340	178	64,883.14	28,807.820.093	0.172	30202010	
10,600,010	0.100	---	---	---	19/08/2008 07/05/2008		---	DOPPLER (CR)	0.570	9.62	0.520 23/11/2022	0.570	0.570	0.570	0.570	0.570	70@0.510	365@0.570	---	---	100	3	57.00	6,042.010.424	0.690	50204000	
14,791,000	0.360	---	---	---	05/05/2010 12/05/2008		---	EUROXX (CR)	1.60	---	1.60 23/11/2022	---	---	---	---	---	---	70@1.76	19.86	2021	---	---	---	23,665.600.595	2.96	30202015	
23,346,786	0.100	---	---	---	12/06/2012 17/09/2019		---	FOODLINK S.A. (CR)	0.449	---	0.449 16/11/2022	---	---	---	---	---	500@0.405	1500@0.462	---	---	---	---	---	10,482.710.428	0.740	50205010	
86,941,164	0.270	---	---	---	31/10/2022		---	GALAXY COSMOS MEZZ (CR)	0.228	6.24	0.215 23/11/2022	0.215	0.215	0.230	0.228	0.227	20000@0.227	16494@0.229	---	---	718,286	358	162,961.20	19,831.280.105	0.254	30202010	
7,300,000	0.500	---	---	---	06/07/2009 28/02/2008		---	MEDITERRA (CR)	1.46	-9.88	1.62 23/11/2022	1.46	1.46	1.46	1.46	1.46	---	10@1.55	47.05	2021	70	2	102.20	10,658.00 1.44	1.90	45102020	
3,333,500	0.300	0.059	---	---	13/07/2020 09/12/2008		---	OPTRONICS TECHNOLOGIES (CR)	1.70	---	1.70 23/11/2022	---	---	---	---	---	50@1.54	50@1.75	---	2021	---	---	---	5,666.95 1.58	2.44	10102015	
13,902,683	0.100	(0.02)	(0.03)	0.036	26/09/2022 02/11/2021		---	PERFORMANCE TECHNOLOGIES (C	3.95	1.54	3.89 23/11/2022	3.88	3.88	3.98	3.96	3.94	130@3.94	165@3.97	---	---	9,450	79	37,241.33	54,915.60 3.08	6.14	10101010	
1,250,367,229	0.036	---	---	---	09/11/2022		---	PHOENIX VEGA (CR)	0.041	3.24	0.040 23/11/2022	0.040	0.040	0.042	0.041	0.041	970@0.041	81500@0.042	3.96	2021	2,073,187	198	85,595.59	51,765.200.039	0.073	30202010	
21,500,000	0.400	---	---	---	03 30/06/2022 06/08/2021		---	REAL CONSULTING (CR)	2.03	4.10	1.95 23/11/2022	1.98	1.98	2.08	2.03	2.03	2050@2.01	5500@2.02	9.53	2021	38,359	111	77,726.59	43,645.00 1.72	2.97	10101010	
178,623,895	0.140	---	---	---	31/10/2022		---	SUNRISEMEZZ (CR)	0.114	3.28	0.110 23/11/2022	0.114	0.111	0.117	0.114	0.113	156407@0.113	5000@0.114	---	---	756,607	240	85,848.32	20,273.810.064	0.129	30202010	
857,210	1.05	---	---	---	08/06/2010 12/03/2010		---	VIDAVO (CR)	3.28	---	3.28 17/11/2022	---	---	---	---	---	---	100@3.16	47.02	2021	---	---	---	2,811.65 3.00	4.94	20101025	



## Shares' Notes

Code	Note text
( )	- Adjusted dividends.
*	- Last adjusted closing price.
[1]	- Net dividends.
[2]	- The "Date of Last Coupon" for New listings refers to the date company's stocks started to trade in Athex
[3]	- The Company Market Value is referred to the number of listed shares
[4]	- Sectors codification can be found in Appendix A
[5]	- The Market Value refers to the total number of shares listed (including their several classes) in the exchange by the company.
[6]	- P/E greater than 100
[7]	- Last view of the Order Book before the end of the trading session

Blocks Data

Stocks	Block Volume	Price	Block Trade Value	Time of approval	Note
No Blocks Transactions.					

Blocks Notes

- 2 - SPOT 1 or SPOT 2 Packet

3 - Block with Short Selling

4 - Buy to Close Block

6 - Simultaneous Constitution

7 - Repurchase Agreement

8 - Dispersion's Achievement (Not Listed)

9 - Dispersion's Achievement (Listed)

10 - Share Capital Majority of Greek State (> 50 bil)

11 - Total Assets > 500 bil

12 - Sell Offer through Athex

13 - Forced Sale of NMOE

14 - Restoration Packet

15 - Market Maker Packet

16 - Short Selling

18 - SPOT 1 Packet

20 - Method 6-1 Packet

Rights Data

Occured date	Exercise from	Exercise until	Trading until	Rights	Price min	Price max	Closing price	Last Bid	Last Ask	Volume	Trades	Transactions Value
-----------------	------------------	-------------------	------------------	--------	--------------	--------------	------------------	----------	----------	--------	--------	-----------------------

No Rights Transactions.

Non Convertible Corporate Bonds - Alternative Market

Num Listed Bonds	Nominal price	Issue price	Today's Rate	Exp. Date	Duration (years)	Note	Coupon attached		Trading	Non Convertible Corporate Bonds -	Accrued Int.	Yield.T.Mat	Price min	Price max	Closing price	Previous closing price/date	Volume	Transactions Value	Last order		Date	Year min	Year max
							Common	Preferred											Price	Buy / Sell			
4,075	1,000.00	1,000.00	4.50	22/12/2026	5	---	2	---	1	R ENERGY 1 S.A. (Non Convertible)	19.8750	4.9500	---	---	---	97.7400 16/11/2022	---	---	96.0100	B	24/11/2022	95.1200	100.0000
6,700	1,000.00	1,000.00	4.30	25/07/2024	5	---	14	---	1	M.L.S. MULTIMEDIA S.A. (Non Convertible)	4.0611	22.2130	---	---	---	74.0000 06/05/2020	---	---	3.0100	B	27/07/2021	74.0000	74.0000
6,500	618.00	1,000.00	5.50	22/12/2024	7	---	10	---	1	DELTA TECHNIKH S.A. (Non Convertible)	15.0123	4.3150	---	---	---	100.0000 04/11/2022	---	---	96.3000	B	24/11/2022	97.1378	106.0000

Corporate Bonds Notes

Transactions Volume = (Pieces) \* (Nominal Price). Transactions Value = (Pieces) \* (Nominal Price) \* (price %) + (Accrued interest).  
The price of a Bond is stated as a percentage (%) of Bond's Nominal Price.  
Nominal Price in Euros (€), except if it is noted differently.



**ATHEX**  
Athens Stock Exchange

Λεωφ. Αθηνών 110 104 42 Αθήνα  
110, Athinon Ave. GR 104 42 Athens  
tel. (+30)210-33.66.800, fax (+30)210-33.66.101  
[www.athexgroup.gr](http://www.athexgroup.gr)