

22

Ημερήσιο Δελτίο  
Συναλλακτικής Δραστηριότητας

Daily Official List  
of Trading Activity

Monday, 7 November, 2022  
Year: 143 Trading Day No: 210



**ATHEXGROUP**  
Athens Exchange Group

**Disclaimer:**

Hellenic Exchanges-Athens Stock Exchange S.A. endeavours to ensure that the data and other material ("Information") presented on the Daily Official List are accurate and complete, but it is not liable for any errors or omissions of data or /and for the accuracy, credibility, updating and completeness of the aforesaid information nor it has any liability arising directly or indirectly from the use of the above Information.

The Company is not liable for the accuracy of the data included in listed companies' announcements. Only the sender of such an announcement is fully and solely liable for any infringement of third party's rights from the content of such announcement. All contents of the Daily Official List are provided only for information purposes and do not constitute investment advice or solicitation to invest in securities or other products listed for trading on the Exchange.

You acknowledge and agree that the Company is the owner of any property rights related to any Information appearing on the Daily Official List including intellectual property rights copyright, trademarks, etc.

The above data are a property of the Hellenic Exchanges-Athens Exchange and are copyright protected. Users are forbidden to reproduce, modify, copy, sale, transmit or redistribute, by all reproduction means and methods, part or the whole of the above data, without reference to their source.

The commercial exploitation of these data is, also, forbidden by third parties. Hellenic Exchanges-Athens Exchange does not carry any responsibility, direct or indirect, derived from usage or accidental alteration of the above data when used by third parties.

---

**Hellenic Exchanges – Athens Stock Exchange S.A.**

110 Athinon Ave., 10442 Athens, Tel: (210) 33.66.800, Fax: (210) 32.13.938

[www.athexgroup.gr](http://www.athexgroup.gr)

---

**Thessalonica Stock Exchange Center (T.S.E.C)**

16-18 Katouni Str., Thessalonica 546 25 Tel: (2310) 567.667, Fax: (2310) 530.545

---

**Athex Members Guarantee Fund**

14-16 Fidiou Str., Athens 106 78, Tel: (210) 33.04.682, Fax: (210) 33.04.155

---

**Hellenic Republic Capital Market Commission**

1 Kolokotroni Str. & 1 Stadiou Str., Athens 10562 Tel: (210) 33.77.100 Fax: (210) 33.77.173

---

**Table of Contents**

---

**Section 1: Statistical Figures of Securities, Derivatives and Lending**

Summary of Markets

Athex Indices

Analytic Figures for Athex Market's Boards and Categories

Trading Details by Athex Sectors and Financial Instruments (ETFs)

Top 10 best &amp; worst performing Shares

Derivatives Summary

**Section 2: Analytic Figures of Shares Transactions**

Analytic Figures of Shares Transactions

Shares' Notes

**Section 3: Figures of Securities Transactions**

Securities Blocks Details

Shares Rights Details

Stock Borrowing

Forced Sales Details

Forced Sales Registered Shares

Exchange Traded Funds (ETFs) Characteristics

**Section 5: Bonds traded in Fixed Income Assets Market**

Convertible Corporate Bonds - Regulated Market

Non Convertible Corporate Bonds - Regulated Market

Government Bonds

Treasury Bills &amp; Zero Coupon Government Bonds

Government Bonds Traded with the Open Outcry Method

State Banks Bonds

**Section 6: Additional Infos**

Athex &amp; ATHEXClear Members List

List of Stocks under Market Making operations

**Section 7: Derivatives Market Analytic Figures**

Index Futures

Stock Futures

Index Options

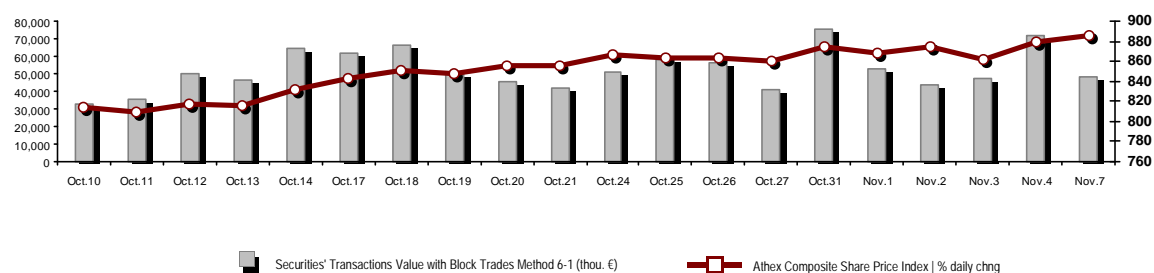
Stock Options

Stock Lending Analytic Figures

**Appendix A: Sectors codification for listed companies**

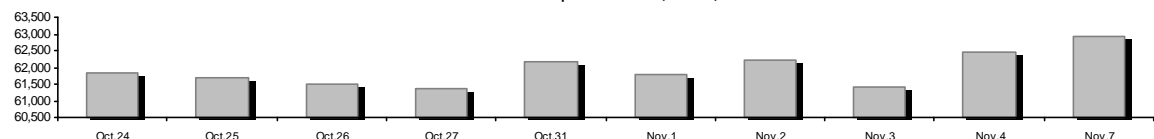
## Summary of Markets

Athex Composite Share Price Index vs Shares and Derivatives Transactions Value

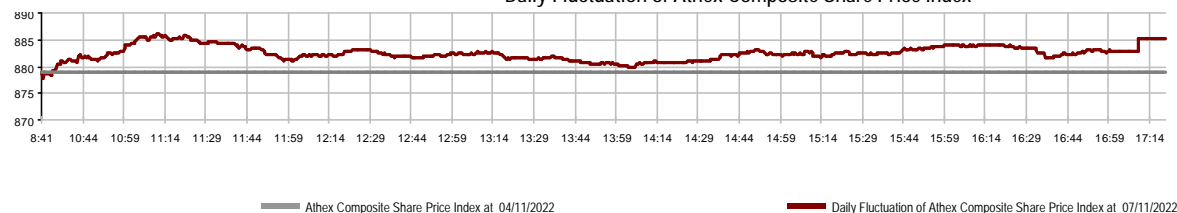


Athex Capitalisation (mill. €) **: 62,942.63		Derivatives Total Open Interest 291,535	
Daily change: mill. €   %	477.41 0.76%	in Index Futures   % daily chng	5,131 -5.24%
Yearly Avg Capitalisation: mill. €   % chng prev year Avg	62,845.62 3.22%	in Stock Futures   % daily chng	285,257 0.34%
Athex Composite Share Price Index   % daily chng	885.30 0.71%	in Index Options   % daily chng	733 11.57%
Athex Composite Share Price Index Capitalisation (mill. €)	56,962.70	in Stock Options   % daily chng	414 5.34%
Daily change (mill. €)	479.84		
Securities' Transactions Value with Block Trades Method 6-1 (t 48,376.72		Derivatives Contracts Volume: 12,947	
Daily change: %	-23,456.30 -32.65%	Daily change: pieces   %	-14,868 -53.45%
YtD Avg Trans. Value: thou. €   % chng prev year Avg	74,112.93 6.10%	YtD Avg Derivatives Contracts % chng prev year Avg	33,940 -28.80%
Blocks Transactions Value of Method 6-1 (thou. €)	4,192.18	Derivatives Trades Number: 1,252	
Blocks Transactions Value of Method 6-2 & 6-3 (thou. €)	0.00	Daily change: number   %	-1,080 -46.31%
Bonds Transactions Value (thou.€)	709.57	YtD Avg Trades number % chng prev year Avg	2,125 0.45%
Securities' Transactions Volume with Block Trades Method 6-1 (tho 17,265.14		Lending Total Open Interest 1,120,356	
Daily change: thou. pieces   %	-8,057.25 -31.82%	Daily change: pieces   %	-6,655 -0.59%
YtD Avg Volume: % chng prev year Avg	29,245.44 -14.48%	Lending Volume (Multilateral/Bilateral) 6,550	
Blocks Transactions Volume of Method 6-1 (thou. Pieces)	1,590.85	Daily change: pieces   %	-156,795
Blocks Transactions Volume of Method 6-2 & 6-3 (thou. Pieces)	0.00	Multilateral Lending 6,550	
Bonds Transactions Volume	745,000	Bilateral Lending 0	
Securities' Trades Number with Block Trades Method 6-1 22,094		Lending Trades Number: 3	
Daily change: number   %	-9,104 -29.18%	Daily change: %	-9
YtD Avg Trades number % chng prev year Avg	30,531 2.00%	Multilateral Lending Trades Number 3	
Number of Blocks Method 6-1	8	Bilateral Lending Trades Number 0	
Number of Blocks Method 6-2 & 6-3	0		
Number of Bonds Transactions	135		

Athex Capitalisation (mill. €) \*\*



Daily Fluctuation of Athex Composite Share Price Index



## Athex Indices

Index name	07/11/2022	04/11/2022	pts.	%	Min	Max	Year min	Year max	Year change
Athex Composite Share Price Index	885.30 #	879.10	6.20	0.71%	877.81	886.16	778.84	973.27	-0.90% €
Athex ESG Index	1,012.93 #	1,004.04	8.89	0.89%	1,001.42	1,013.04	867.88	1,131.24	-0.05% €
FTSE/Athex Large Cap	2,158.55 #	2,140.16	18.39	0.86%	2,134.65	2,158.55	1,853.39	2,384.15	0.45% #
FTSE/Athex Mid Cap Index	1,331.63 #	1,324.79	6.84	0.52%	1,323.95	1,339.43	1,236.94	1,615.19	-10.74% €
FTSE/ATHEX High Dividend Yield Index	2,942.04 #	2,928.85	13.19	0.45%	2,928.79	2,951.48	2,690.12	3,292.03	-5.22% €
FTSE/ATHEX Global Traders Index Plus	2,361.40 #	2,359.80	1.60	0.07%	2,350.26	2,369.31	2,117.30	2,584.55	-0.50% €
FTSE/ATHEX Mid & Small Cap Factor-Weighted Ind	4,325.02 €	4,353.28	-28.26	-0.65%	4,317.67	4,359.87	3,920.25	5,109.62	-7.36% €
ATHEX Select Index Plus	2,945.96 #	2,943.94	2.02	0.07%	2,940.72	2,965.96	2,745.11	3,578.04	-12.97% €
ATHEX Select Index	4,117.86 €	4,119.49	-1.63	-0.04%	4,101.00	4,151.26	3,901.01	4,953.99	-10.23% €
FTSE/Athex Market Index	519.52 #	514.95	4.57	0.89%	513.71	519.52	454.86	586.15	-3.10% €
Athex Composite Index Total Return Index	1,558.90 #	1,547.97	10.93	0.71%	1,545.71	1,560.41	1,354.79	1,673.61	1.68% #
FTSE/Athex Large Cap Total Return	3,443.53 #	3,414.19	29.34	0.86%			2,917.53	3,702.87	3.03% #
FTSE/Athex Mid Cap Total Return	1,752.32 #	1,743.32	9.00	0.52%			1,640.21	2,064.38	-8.61% €
Hellenic Mid & Small Cap Index	1,276.87 #	1,275.68	1.19	0.09%	1,274.19	1,283.21	1,171.10	1,451.84	-7.00% €
FTSE/Athex Banks	624.38 #	616.13	8.25	1.34%	612.45	625.37	443.16	752.66	8.60% #
FTSE/Athex Insurance	2,980.92 #	2,950.35	30.57	1.04%	2,935.06	2,996.21	1,994.86	3,171.11	49.43% #
FTSE/Athex Financial Services	653.51 #	646.81	6.70	1.04%	642.17	654.34	605.58	831.60	-12.75% €
FTSE/Athex Industrial Goods & Services	3,990.09 #	3,977.01	13.08	0.33%	3,940.75	4,008.14	3,065.29	4,306.76	6.92% #
FTSE/Athex Retail	802.17 #	788.56	13.61	1.73%	788.56	811.71	713.86	1,150.20	-18.51% €
FTSE/ATHEX Real Estate	4,112.81 €	4,121.71	-8.90	-0.22%	4,083.24	4,163.07	3,592.38	5,179.83	-14.53% €
FTSE/Athex Consumer Goods & Services	8,650.85 €	8,658.03	-7.18	-0.08%	8,552.58	8,658.47	7,260.09	8,861.27	19.16% #
FTSE/Athex Food & Beverage	8,268.43 #	8,128.38	140.05	1.72%	8,127.59	8,291.02	6,627.16	12,058.75	-27.04% €
FTSE/Athex Basic Resources	6,241.87 #	6,183.95	57.92	0.94%	6,182.14	6,288.24	5,372.63	8,197.29	-15.62% €
FTSE/Athex Construction & Materials	2,957.79 #	2,942.64	15.15	0.51%	2,937.06	2,965.36	2,533.53	3,209.28	-0.71% €
FTSE/Athex Energy	4,202.59 #	4,184.96	17.63	0.42%	4,178.48	4,207.82	3,339.51	4,463.27	22.04% #
FTSE/Athex Travel & Leisure	2,181.26 #	2,162.70	18.56	0.86%	2,150.18	2,181.26	1,858.00	2,327.38	11.11% #
FTSE/Athex Technology	1,834.66 #	1,829.76	4.90	0.27%	1,824.50	1,841.19	1,679.98	2,347.72	-14.54% €
FTSE/Athex Telecommunications	4,466.74 #	4,422.09	44.65	1.01%	4,399.84	4,466.74	3,925.29	5,170.21	-1.74% €
FTSE/Athex Utilities	4,385.76 #	4,376.95	8.81	0.20%	4,365.86	4,432.71	3,692.82	5,208.71	-14.86% €
FTSE/Athex Health Care	346.43 €	347.57	-1.14	-0.33%	340.77	354.36	305.68	611.35	-37.30% €
FTSE/Athex Personal Products	6,446.29 €	6,492.79	-46.50	-0.72%	6,394.55	6,534.15	5,953.26	8,868.58	-26.11% €
Athex All Share Index	221.37 #	219.69	1.68	0.76%	221.37	221.37	198.92	248.43	-3.78% €
Hellenic Corporate Bond Index	116.93 €	116.96	-0.03	-0.02%			116.21	127.89	-8.49% €
Hellenic Corporate Bond Price Index	85.11 €	85.14	-0.03	-0.03%			84.74	95.40	-10.77% €

Note 1: FTSE/Med 100, Hellenic Corporate Bond Price Index and Hellenic Corporate Bond Index closing prices refer to the previous trading day of 03/11/2022.

Note 2: The Hellenic Mid & Small Cap Index is a Customized index calculated by the Athens Exchange.

## Analytic Figures for Athex Market's Boards and Categories

	Total Traded Securities	Main Market	Surveillance	Exchange Traded Funds (ETFs)
Totals	113	102	10	1
Gain / Lose / Same:	48 / 38 / 27	46 / 34 / 22	1 / 4 / 5	1 / 0 / 0
Athex Capitalisation (mill. €) **	62,942.63	62,592.41	350.22	
Daily Average Trans/ons Value(thou.€)	74,112.93	73,984.41	187.67	17.61
Transactions Value	48,376.72	48,259.61	109.66	7.44
Main Board:	44,184.53	44,067.43	109.66	7.44
Blocks Board 6_2_3:	4,192.18	4,192.18	0.00	0.00
Forced Sales Board:	0.00	0.00	0.00	0.00
Special Terms Board:	0.00	0.00	0.00	0.00
Daily Average Transactions Volume	29,245,442	28,573,938	694,614	852
Transactions Volume	17,265,143	16,983,207	281,588	348
Main Board:	15,674,298	15,392,362	281,588	348
Blocks Board 6_2_3:	1,590,845	1,590,845	0	0
Forced Sales Board:	0	0	0	0
Special Terms Board:	0	0	0	0
Daily Average Number of Trades	30,531	30,322	207	2
Number of Trades	22,094	21,983	109	2
Main Board:	22,086	21,975	109	2
Blocks Board 6_2_3:	8	8	0	0
Forced Sales Board:	0	0	0	0
Special Terms Board:	0	0	0	0

## Trading Details by Athex Sectors and Financial Instruments (ETFs)

Code	Sectors	Gain / Lose / Same	Number of Trades	Transactions Volume	Transactions Value	% of Total Trans. Value
3010	- Banks	4 / 2 / 0	6,848	12,382,969	17,479,395.79	36.13%
5510	- Basic Resources	5 / 3 / 4	562	432,183	1,226,964.04	2.54%
5010	- Construction & Materials	5 / 7 / 2	1,252	342,073	1,500,784.27	3.10%
4020	- Consumer Products & Services	2 / 2 / 3	1,646	288,255	3,472,619.72	7.18%
6010	- Energy	2 / 1 / 1	921	156,697	1,762,620.59	3.64%
12000	- Financial Instruments	1 / 0 / 0	2	348	7,440.50	0.02%
3020	- Financial Services	2 / 0 / 1	393	679,298	269,155.50	0.56%
4510	- Food Beverage & Tobacco	2 / 1 / 3	174	21,083	366,886.72	0.76%
2010	- Health Care	0 / 3 / 0	65	17,313	17,028.87	0.04%
5020	- Industrial Goods & Service	6 / 6 / 4	1,737	508,129	2,967,063.47	6.13%
3030	- Insurance	1 / 0 / 0	33	7,102	27,560.76	0.06%
4030	- Media	0 / 0 / 1	2	300	169.20	0.00%
4520	- Personal Care, Drug & Grocery Stores	0 / 3 / 0	247	38,149	139,058.01	0.29%
3510	- Real Estate	4 / 1 / 5	590	300,531	884,265.81	1.83%
4040	- Retail	3 / 2 / 0	375	94,205	249,582.70	0.52%
1010	- Technology	4 / 3 / 1	531	195,546	431,376.61	0.89%
1510	- Telecommunications	2 / 0 / 0	1,381	370,714	5,885,659.02	12.17%
4050	- Travel & Leisure	3 / 2 / 1	2,064	636,108	5,843,684.86	12.08%
6510	- Utilities	2 / 2 / 1	3,271	794,140	5,845,399.39	12.08%

## Top 10 best &amp; worst performing Shares

Main Market					
With positive Price change	Closing price	change	With negative Price change	Closing price	change
FOURLIS (CR)	2.85	3.26% #	DOMIKI KRITIS SA (CR)	0.856	-5.73% Ⓔ
CPI SA (CR)	0.7	2.94% #	MOTODYNAMICS S.A. (CR)	2.23	-3.04% Ⓔ
ENTERSOFT (CR)	3.54	2.91% #	PAPOUTSANIS (CR)	2.37	-2.47% Ⓔ
EUROBANK HOLDINGS (CR)	1.04	2.61% #	ALUMIL (CR)	2.05	-2.38% Ⓔ
PREMIA (CR)	1.06	2.42% #	BIOKARPET S.A.(CR)	1.74	-2.25% Ⓔ
VIOHALCO SA/NV (CB)	3.88	2.11% #	AEGEAN AIRLINES (CR)	4.87	-2.11% Ⓔ
EUROCONSULTANTS S.A. (CR)	0.628	1.95% #	ELLAKTOR (CR)	1.696	-1.51% Ⓔ
CC HBC AG (CR)	22.1	1.75% #	PROFILE SA (CR)	2.875	-1.03% Ⓔ
TITAN CEMENT (CB)	11.66	1.74% #	QUEST HOLDINGS (CR)	4.02	-0.74% Ⓔ
INTRAKAT (CR)	1.398	1.60% #	PETROPOULOS PETROS (CR)	5.58	-0.71% Ⓔ
With the highest Transactions Value	Value (thou. €)	change	With the highest Transactions Volume	Volume	change
NATIONAL BANK (CR)	6,687.37	0.75% #	EUROBANK HOLDINGS (CR)	4,852,047	2.61% #
OTE (CR)	5,878.92	1.01% #	ALPHA SERVICES HOLD (CR)	4,335,921	0.52% #
OPAP (CR)	5,573.70	1.08% #	NATIONAL BANK (CR)	1,774,455	0.75% #
EUROBANK HOLDINGS (CR)	4,991.65	2.61% #	PIRAEUS FINANCIAL HOLD (CR)	1,196,871	0.94% #
ALPHA SERVICES HOLD (CR)	4,194.88	0.52% #	MARFIN INVESTMENT GROUP (CR)	601,451	0.36% #
PPC (CR)	3,228.82	0.48% #	PPC (CR)	515,422	0.48% #
JUMBO SA (CR)	3,190.51	0.00% ↘	OPAP (CR)	428,960	1.08% #
TERNA ENERGY (CR)	2,248.93	0.00% ↘	OTE (CR)	369,658	1.01% #
MYTILINEOS (CR)	2,197.98	0.41% #	VIOHALCO SA/NV (CB)	275,353	2.11% #
PIRAEUS FINANCIAL HOLD (CR)	1,537.26	0.94% #	ATTICA BANK S.A. (CR)	220,795	-0.20% Ⓔ

Note: Stocks that are not included in the "Under Supervision" category, and the transactions value is more than 10,000 €.

## Derivatives Summary

	Number of Trades	Volume	Open Interest
Index Futures	173	585	5,131
FTSE/Athex Banks	0	0	8
FTSE/Athex Large Cap	173	585	5,123
Stock Futures	1,066	12,209	285,257
ADMIE (IPTO) HOLDING S.A. (CR)	19	116	5,724
ALPHA SERVICES HOLD (CR)	233	5,020	120,897
CC HBC AG (CR)	18	45	753
CENERGY HOLDINGS (CB)	6	15	5,937
ELLAKTOR (CR)	0	0	289
EUROBANK HOLDINGS (CR)	165	2,179	14,540
EYDAP S.A. (CR)	2	10	273
FOURLIS (CR)	18	51	1,423
GEK TERNA (CR)	14	42	8,063
HELLENIC EXCHANGES-A.S.E. (CR)	18	81	965
HELLENIQ ENERGY (CR)	12	33	984
INTRACOM HOLDINGS (CR)	5	16	3,857
JUMBO SA (CR)	21	35	1,032
LAMDA DEVELOPMENT SA (CR)	21	100	4,376
MARFIN INVESTMENT GROUP (CR)	1	1	12,980
MOTOR OIL (CR)	2	12	377
MYTILINEOS (CR)	46	132	1,987
NATIONAL BANK (CR)	131	1,430	20,680
OPAP (CR)	28	126	1,709
OTE (CR)	14	30	2,246
P.P.A. S.A. (CR)	2	9	557
PIRAEUS FINANCIAL HOLD (CR)	113	1,645	38,444
PPC (CR)	105	863	25,372
TERNA ENERGY (CR)	30	33	6,381
TITAN CEMENT (CB)	20	58	1,258
VIOHALCO SA/NV (CB)	22	127	4,153
Index Options	8	93	733
FTSE/Athex Large Cap	8	93	733
Stock Options	5	60	414
ALPHA SERVICES HOLD (CR)	0	0	0
NATIONAL BANK (CR)	0	0	13
OPAP (CR)	0	0	120
OTE (CR)	3	50	77
PIRAEUS FINANCIAL HOLD (CR)	0	0	7
PPC (CR)	2	10	197
Total Derivatives Traded	1,252	12,947	291,535



Number of Outstanding Securities	Nominal Value	Dividends [1]			Date of Last Coupon Dividend [2]		Note	Shares	Closing price	% change	Previous closing price/date		Open price	Price min	Price max	Last price	Avg price	Last Bid [7]		Last Ask [7]		P/E after tax	Year	Volume	Trades	Transactions Value[8]	Company Mkt Value (thou. €)	Year low	Year high	Sector[ 4]
----------------------------------	---------------	---------------	--	--	----------------------------------	--	------	--------	---------------	----------	-----------------------------	--	------------	-----------	-----------	------------	-----------	--------------	--	--------------	--	---------------	------	--------	--------	-----------------------	-----------------------------	----------	-----------	------------

Main Market - High Liquidity Class

2,348,207,784	0.290	---	---	---	07/04/2008	18/04/2017	---	ALPHA SERVICES HOLD (CR)	0.967	0.52	P	0.962	04/11/2022	0.962	0.9592	0.9796	0.967	0.967	4647@0.967	17812@0.968	---	---	---	4,335,921	2,216	4,194,882.38	2,270,716.93	0.73	1.456	30101010
190,162,681		---	---	---		07/12/2016	---	CENERGY HOLDINGS (CB)	2.905	-0.51	E	2.92	04/11/2022	2.9	2.875	2.925	2.905	2.903	102@2.88	900@2.91	---	---	---	77,793	217	225,834.65	552,422.59	2.325	4.08	50202010
371,809,001	6.70	(0.6196)	0.64	0.71	07/07/2022	29/04/2013	---	CC HBC AG (CR)	22.1	1.75	P	21.72	04/11/2022	21.79	21.79	22.17	22.1	21.968	313@22.00	400@22.14	---	---	---	15,194	146	333,782.00	8,216,978.92	17.6	32.22	45101020
3,710,677,508	0.220	---	---	---	02/05/2008	20/05/2019	---	EUROBANK HOLDINGS (CR)	1.04	2.61	P	1.0135	04/11/2022	1.002	1.002	1.044	1.04	1.029	90@1.04	21980@1.04	---	---	---	4,852,047	1,626	4,991,651.08	3,859,104.61	0.711	1.159	30101010
52,131,944	1.00	---	---	0.1102	30/06/2022	23/07/2019	---	FOURLIS (CR)	2.85	3.26	P	2.76	04/11/2022	2.795	2.79	2.89	2.85	2.851	250@2.84	130@2.86	---	---	---	65,135	244	185,705.35	148,576.04	2.44	4.525	40401010
305,635,185	2.18	0.5	0.1	0.1	01/11/2022	01/10/2003	---	HELLENIQ ENERGY (CR)	6.6	1.07	P	6.53	04/11/2022	6.6	6.56	6.62	6.6	6.59	1543@6.56	1450@6.61	---	---	---	74,701	346	492,307.50	2,017,192.22	5.81	7.7	60101020
136,059,759	0.880	0.442	0.77	0.385	02/06/2022	05/03/2014	---	JUMBO SA (CR)	15	---	↘	15	04/11/2022	15	14.79	15	15	14.958	119@14.97	90@15.01	---	---	---	213,304	1,333	3,190,505.70	2,040,896.39	12.47	15.81	40203045
176,736,715	0.300	---	---	---	30/05/2007	27/11/2019	---	LAMDA DEVELOPMENT SA (CR)	5.98	-0.33	E	6	04/11/2022	6	5.93	6.06	5.98	6.005	200@5.98	83@6.00	---	---	---	95,877	286	575,745.98	1,056,885.56	5.1	7.5	35101010
939,510,748	0.100	---	---	---	26/04/2007	29/08/2014	---	MARFIN INVESTMENT GROUP (CR)	0.0282	0.36	P	0.0281	04/11/2022	0.0281	0.0279	0.0289	0.0282	0.028	8446@0.028	774225@0.028	---	---	---	601,451	183	16,996.76	26,494.20	0.021	0.0385	30202000
107,222,688	0.440	---	---	#####	17/06/2022	16/03/2022	---	QUEST HOLDINGS (CR)	4.02	-0.74	E	4.05	04/11/2022	4.08	4	4.08	4.02	4.034	15@4.02	21@4.05	---	---	---	18,842	80	76,003.99	431,035.21	3.945	6.6667	10101010
78,325,475		---	---	---		23/07/2019	---	TITAN CEMENT (CB)	11.66	1.74	P	11.46	04/11/2022	11.5	11.46	11.72	11.66	11.621	23@11.64	226@11.70	---	---	---	71,975	403	836,424.14	913,275.04	10.64	14.94	50101030
259,189,761		0.01	0.02	0.1	03/06/2022	26/02/2016	---	VIOHALCO SA/INV (CB)	3.88	2.11	P	3.8	04/11/2022	3.8	3.78	3.92	3.88	3.822	5076@3.87	200@3.89	---	---	---	275,353	248	1,052,430.89	1,005,656.27	3.19	5.13	55102015
232,000,000	2.12	0.0889	0.1069	0.0854	29/08/2022	19/06/2017	---	ADMIE (IPTO) HOLDING S.A. (CR)	1.662	-0.48	E	1.67	04/11/2022	1.69	1.66	1.698	1.662	1.671	1318@1.66	1021@1.68	11.03	2021	---	139,536	426	233,173.37	385,584.00	1.58	2.605	65101015
90,167,100	0.500	---	---	---	03/06/2019	24/05/2021	---	AEGEAN AIRLINES (CR)	4.87	-2.11	E	4.975	04/11/2022	5	4.87	5	4.87	4.924	55@4.87	27@4.89	---	---	---	32,404	309	159,564.13	439,113.78	4.4	6.35	40501010
103,423,291	0.570	---	---	---	01/08/2011	06/09/2022	---	GEK TERNA (CR)	9.6	0.10	P	9.59	04/11/2022	9.6	9.52	9.65	9.6	9.583	50@9.58	214@9.62	---	---	---	45,709	322	438,037.08	992,863.59	7.98	10.6	50101010
382,000,000	2.48	---	---	---	20/07/2015	12/12/2001	---	PPC (CR)	6.25	0.48	P	6.22	04/11/2022	6.18	6.18	6.33	6.25	6.264	5523@6.25	244@6.27	---	---	---	515,422	1,533	3,228,821.32	2,387,500.00	4.76	9.48	65101015
914,715,153	1.00	---	---	---	16/05/2008	29/08/2018	---	NATIONAL BANK (CR)	3.769	0.75	P	3.741	04/11/2022	3.712	3.71	3.815	3.769	3.769	500@3.76	1260@3.77	---	---	---	1,774,455	1,878	6,687,372.00	3,447,561.41	2.541	4.115	30101010
375,241,586	0.390	0.03	0.01	0.03	30/05/2022	14/07/2006	---	ELVALHALCOR (CR)	1.442	---	↘	1.442	04/11/2022	1.458	1.44	1.47	1.442	1.454	778@1.44	1000@1.46	---	---	---	79,017	153	114,893.23	541,098.37	1.26	2.1	55102015
348,192,005	0.040	---	---	---	05/07/2011	16/07/2021	---	ELLAKTOR (CR)	1.696	-1.51	E	1.722	04/11/2022	1.72	1.69	1.72	1.696	1.695	1107@1.70	1500@1.71	---	---	---	26,605	104	45,098.28	590,533.64	1.172	1.932	50101010
106,500,000	0.600	0.38	---	0.28	05/09/2022	13/09/2021	---	EYDAP S.A. (CR)	7.08	-0.28	E	7.1	04/11/2022	7.13	7.07	7.14	7.08	7.095	1117@7.08	100@7.11	---	---	---	17,687	106	125,482.88	754,020.00	6.56	8.15	65102030
110,782,980	0.750	1.1507	---	0.9054	07/07/2022	04/11/2013	---	MOTOR OIL (CR)	17.93	0.17	P	17.9	04/11/2022	17.9	17.73	17.95	17.93	17.887	610@17.83	1@17.94	---	---	---	70,176	539	1,255,211.76	1,986,338.83	12.81	18.98	60101020
142,891,161	0.970	0.3617	0.378	0.4341	24/06/2022	07/07/2017	---	MYTILINEOS (CR)	17.08	0.41	P	17.01	04/11/2022	17	16.83	17.16	17.08	17.034	50@17.01	5147@17.08	---	---	---	129,032	881	2,197,979.63	2,440,581.03	12.68	18.2	50203000
25,000,000	2.00	0.5388	0.4	0.628	25/07/2022	08/08/2003	---	P.P.A. S.A. (CR)	16.46	0.37	P	16.4	04/11/2022	16.4	16.3	16.5	16.46	16.393	132@16.30	162@16.46	11.19	2021	---	12,246	125	200,748.78	411,500.00	13.82	17.98	50206060
360,279,955	0.300	0.3	0.55	0.6	19/10/2022	29/07/2022	---	OPAP (CR)	13.09	1.08	P	12.95	04/11/2022	12.9	12.88	13.09	13.09	12.994	27@12.98	17736@13.10	---	---	---	428,960	1,681	5,573,703.39	4,716,064.61	11.7293	14.7016	40501020
442,483,326	2.83	0.5554	0.6879	0.8231	01/07/2022	18/06/1998	---	OTE (CR)	16	1.01	P	15.84	04/11/2022	15.76	15.76	16	16	15.904	186@15.95	1864@16.01	---	---	---	369,658	1,369	5,878,916.46	7,079,733.22	14.05	18.5	15102015
1,250,367,223	0.930	---	---	---	16/05/2008	14/04/2021	---	PIRAEUS FINANCIAL HOLD (CR)	1.29	0.94	P	1.278	04/11/2022	1.272	1.27	1.3	1.29	1.284	200@1.28	61647@1.29	---	---	---	1,196,871	1,022	1,537,258.89	1,612,973.72	0.71	1.723	30101010
43,741,452	0.660	0.0576	0.16	0.2723	30/05/2022	01/11/1999	---	THRACE PLASTICS SA (CR)	3.73	-0.27	E	3.74	04/11/2022	3.775	3.72	3.78	3.73	3.747	157@3.72	40@3.73	---	---	---	13,545	109	50,758.98	163,155.62	3.34	7.06	50203015
69,877,484	0.780	0.167	0.2239	0.1493	03/06/2022	13/06/2018	---	GR. SARANTIS S.A. (CR)	6.3	-0.47	E	6.33	04/11/2022	6.37	6.24	6.38	6.3	6.309	430@6.28	253@6.30	---	---	---	16,029	110	101,131.15	440,228.15	5.68	8.96	45201020
115,855,090	0.300	0.3445	0.3407	0.3411	04/07/2022	05/03/2020	---	TERNA ENERGY (CR)	18.85	---	↘	18.85	04/11/2022	18.85	18.85	19.06	18.85	18.92	169@18.84	7026@18.90	---	---	---	118,868	1,173	2,248,927.77	2,183,868.45	12.12	19.68	65101010

Main Market - Medium Liquidity Class

13,126,020	0.660	---	0.0837	0.1163	22/06/2022	04/09/2020	---	AS COMPANY SA (CR)	2.07	---	↘	2.07	04/11/2022	---	---	---	---	---	100@2.00	190@2.07	---	---	---	---	---	---	---	27,170.86	1.905	2.4	40401030
3,114,144	0.360	0.4983	0.1558	0.3427	14/06/2022	02/06/2020	---	ALPHA TRUST (CR)	4.58	---	↘	4.58	04/11/2022	---	---	---	---	---	100@4.44	100@4.62	---	---	---	---	---	---	---	14,262.78	4.42	5.9	30202010
14,000,000	4.15	---	---	3.42	14/09/2022	29/06/1999	---	ALPHA REAL ESTATE SA(CR)	6.62	---	↘	6.62	04/11/2022	6.5	6.34	6.62	6.62	6.466	7@6.56	37@6.62	---	---	---	2,857	42	18,474.54	92,680.00	6.34	12	35101015	
1,224,229,445	0.070	---	---	---	04/06/2008	22/11/2021	---	ATTICA BANK S.A. (CR)	0.0988	-0.20	⬆	0.099	04/11/2022	0.096	0.096	0.1046	0.0989	0.101	999@0.099	100@0.099	---	---	---	220,795	61	22,356.39	120,953.87	0.0677	0.1884	30101010	
48,624,764	0.080	0.23	0.23	0.46	08/04/2022	25/06/2019	---	AUTOHELLAS SA (CR)	11.28	-0.70	⬆	11.36	04/11/2022	11.36	11.24	11.5	11.28	11.371	50@11.24	100@11.30	---	---	---	22,565	224	256,588.48	548,487.34	8.17	12	40201040	
151,654,947	0.040	---	---	---	01/07/2008	21/02/2020	---	AVE (CR)	0.564	---	↘	0.564	04/11/2022	0.564	0.564	0.564	0.564	0.564	500@0.548	1482@0.560	---	---	---	300	2	169.20	85,533.39	0.369	0.61	40301010	
35,764,593	2.10	0.039	0.06	0.075	26/04/2022	25/11/2019	---	BRIQ PROPERTIES (CR)	1.885	---	↘	1.885	04/11/2022	1.885	1.87	1.895	1.885	1.883	3000@1.88	300@1.90	---	---	---	8,242	16	15,518.11	67,416.26	1.84	2.24	35102030	

Number of Outstanding Securities	Nominal Value	Dividends [1]			Date of Last Coupon Dividend [2]		Note	Shares	Closing price	% change	Previous closing price/date	Open price	Price min	Price max	Last price	Avg price	Last Bid [7]	Last Ask [7]	P/E after tax	Year	Volume	Trades	Transactions Value[8]	Company Mkt Value (thou. €)	Year low	Year high	Sector[ 4]
101,123,806	0.360	---	---	---	22/07/2010	28/06/2011	---	CENTRIC HOLDINGS (CR)	0.278	0.36 P	0.277 04/11/2022	0.271	0.271	0.278	0.278	0.273	1000@0.275	6021@0.278	---	---	39,858	47	10,861.74	28,112.42	0.234	0.329	40203040
784,500	10.00	0.35	---	0.3	24/05/2022	31/07/2018	---	CNL CAPITAL (CR)	7.1	---	7.1 04/11/2022	---	---	---	---	---	100@7.00	100@7.10	16.35	2021	---	---	---	5,569.95	6.75	9.05	30202010
10,104,300	0.300	---	---	---	06/10/2005	13/02/2002	---	CPI SA (CR)	0.7	2.94 P	0.68 04/11/2022	0.68	0.666	0.7	0.7	0.686	100@0.680	788@0.700	---	---	27,495	57	18,860.09	7,073.01	0.55	0.845	10102030
18,680,300	0.050	---	---	---	06/07/2022		---	DIMAND (CR)	14.35	0.70 P	14.25 04/11/2022	14.2	14.1	14.4	14.35	14.294	600@13.90	460@14.35	---	---	4,086	31	58,404.95	268,062.31	13.33	15.17	35101010
54,200,000	0.075 (0.0065)	---	0.035	19/07/2022	23/11/2021	---	---	EPSILON NET (CR)	5.5	---	5.5 04/11/2022	5.5	5.36	5.5	5.5	5.442	100@5.42	4231@5.50	---	---	5,094	37	27,721.44	298,100.00	4.06	7.56	10101015
40,134,921	0.400	---	---	---	30/08/1993	09/09/2022	---	IDEAL HOLDINGS (CR)	3.42	0.59 P	3.4 04/11/2022	3.4	3.4	3.5	3.42	3.435	200@3.41	428@3.43	---	---	23,228	87	79,794.90	137,261.43	2.85	4.09	10102030
20,578,374	0.620	0.04	0.09	0.0853	21/06/2022	18/05/2015	---	INFORM P. LYKOS (CR)	1.65	-1.79 E	1.68 04/11/2022	1.71	1.65	1.71	1.65	1.676	700@1.63	774@1.64	---	---	699	9	1,171.50	33,954.32	1.385	1.9	50205030
83,600,000	0.880	---	---	---	03/07/2007	23/09/2022	---	INTRACOM HOLDINGS (CR)	1.662	0.85 P	1.648 04/11/2022	1.648	1.648	1.69	1.662	1.665	410@1.66	200@1.68	---	---	83,711	131	139,363.40	138,943.20	1.27	1.94	10101010
75,053,899	0.300	---	---	---	12/08/2008	26/01/2022	---	INTRAKAT (CR)	1.398	1.60 P	1.376 04/11/2022	1.37	1.37	1.4	1.398	1.381	201@1.40	3650@1.40	---	---	62,096	127	85,732.46	104,925.35	1.336	2.57	50101010
4,740,000	0.860	---	---	---	14/03/2003		---	LOGISMOS S.A. (CR)	0.982	---	0.982 04/11/2022	---	---	---	---	---	145@0.916	351@0.984	---	2021	---	---	---	4,654.68	0.882	1.17	10101015
4,419,616	1.58	---	---	---	21/07/2011	04/03/2015	---	MEDICON S.A (CR)	3.06	-0.33 E	3.07 04/11/2022	3.1	3.01	3.13	3.06	3.032	1028@3.03	70@3.06	---	---	1,648	28	4,997.17	13,524.02	2.7	5.4	20102010
468,700	1.71	2.24	3.42	03/05/2022	21/05/2004	---	---	MERMEREN KOMB. A.D. PR. (GDR)	46.2	4.05 P	44.4 04/11/2022	46	46	46.2	46.2	46.178	44@44.20	105@45.80	1.46	2021	9	2	415.60	21,653.94	42.4	60	55102000
87,127,162	0.500	---	---	---	21/05/2008	28/07/2021	---	PREMIA (CR)	1.06	2.42 P	1.035 04/11/2022	1.04	1.035	1.08	1.06	1.031	7350@1.06	7230@1.08	---	---	169,791	166	174,988.39	92,354.79	1.035	1.8	35101010
24,027,832	0.230	0.0324	---	---	27/06/2022	08/06/2022	---	PROFILE SA (CR)	2.875	-1.03 E	2.905 04/11/2022	2.905	2.85	2.92	2.875	2.875	150@2.86	295@2.88	---	---	11,370	50	32,691.88	69,080.02	2.565	3.745	10101010
27,345,120	0.280	---	---	---	18/07/2005	26/02/2014	---	QUALITY & RELIABILITY SA (CR)	0.38	-2.31 E	0.389 04/11/2022	0.399	0.38	0.409	0.38	0.383	600@0.376	1197@0.380	---	---	10,708	23	4,104.81	10,391.15	0.35	0.534	10101010
57,434,884	1.31	---	---	---	05/06/2008	12/06/2009	---	REDS S.A. (CR)	2.44	4.27 P	2.34 04/11/2022	2.42	2.42	2.47	2.47	2.44	832@2.44	3069@2.46	---	---	3,535	8	8,625.73	140,141.12	1.78	2.48	35101010
6,456,530	1.08	0.065	0.0804	0.12	14/07/2022	02/08/2010	---	SPACE HELLAS SA (CR)	6.5	0.93 P	6.44 04/11/2022	6.32	6.32	6.5	6.5	6.385	159@6.42	180@6.50	---	---	1,056	12	6,742.56	41,967.45	6.22	10.8	15101010
15,627,315	0.300	---	---	---	16/11/1992	24/07/2019	---	UNIBIOS (CR)	0.6	1.35 P	0.592 04/11/2022	0.6	0.594	0.613	0.6	0.6	210@0.593	6700@0.600	---	---	39,897	66	23,936.87	9,376.39	0.487	0.74	50204000
144,321,516	0.300	---	---	---	01/07/2011	22/01/2020	---	AVAX S.A. (CR)	0.74	0.54 P	0.736 04/11/2022	0.739	0.73	0.741	0.74	0.737	285@0.733	1950@0.739	---	---	31,883	64	23,487.93	106,797.92	0.666	1.1	50101010
32,413,681	0.370	---	---	---	15/07/2009	11/05/2000	---	ALUMIL (CR)	2.05	-2.38 E	2.1 04/11/2022	2.15	2.025	2.15	2.05	2.057	100@2.02	800@2.08	---	---	5,866	55	12,065.06	66,448.05	1.55	2.4	55102035
3,534,269	3.44	---	(0.4452)	0.5109	23/05/2022	19/07/2022	---	ANDROMEDA SA (CR)	5.3	---	5.3 04/11/2022	5.3	5.2	5.3	5.3	5.246	130@5.20	181@5.30	2.75	2021	2,163	27	11,346.35	18,731.63	5.05	8.0544	30204000
18,810,000	0.400	---	---	---	08/07/2010	14/11/2007	---	VARVERIS - MODA BAGNO SA (CR)	0.608	3.75 P	0.586 04/11/2022	0.608	0.608	0.608	0.608	0.608	2000@0.570	200@0.606	---	---	325	1	197.60	11,436.48	0.42	0.8	40401025
24,060,000	0.300	0.035	0.035	0.055	12/04/2022	01/07/2019	---	GEN. COMMERCIAL & IND.SA (CR)	1.265	---	1.265 04/11/2022	---	---	---	---	---	200@1.22	1000@1.26	10.40	2021	---	---	---	30,435.90	1.02	1.42	50205010
15,878,748	0.480	---	---	---	10/07/2006	22/03/2004	---	DOMIKI KRITIS SA (CR)	0.856	-5.73 E	0.908 04/11/2022	0.862	0.856	0.898	0.856	0.872	1488@0.856	1500@0.878	---	---	20,362	41	17,756.45	13,592.21	0.502	0.944	50101010
34,720,000	0.310	---	---	---	16/06/2010	01/08/2007	---	DROMEAS SA (CR)	0.31	3.33 P	0.3 04/11/2022	0.304	0.304	0.31	0.31	0.306	1000@0.296	947@0.310	---	---	3,750	7	1,147.52	10,763.20	0.268	0.445	40202015
11,250,000	0.520	---	---	0.0405	01/08/2022	09/11/2015	---	EKTER SA (CR)	1.43	---	1.43 04/11/2022	1.455	1.41	1.47	1.43	1.433	70@1.42	650@1.43	---	---	15,518	67	22,238.42	16,087.50	0.912	1.53	50101010
18,410,839	1.00	---	0.027	0.262	24/08/2022	10/09/2010	---	ELASTRON (CR)	2.39	-1.24 E	2.42 04/11/2022	2.36	2.35	2.39	2.39	2.362	5@2.35	210@2.39	---	---	1,120	7	2,645.80	44,001.91	1.94	2.74	55102010
60,295,607	0.240	---	---	---	09/07/2007	01/07/2021	---	ELGEKA SA (CR)	0.416	-0.48 E	0.418 04/11/2022	0.3	0.3	0.417	0.416	0.371	2060@0.404	95@0.416	---	---	7,267	49	2,696.47	25,082.97	0.3	0.52	45201010
19,864,886	5.60	0.672	0.672	0.672	05/05/2022	02/07/2008	---	BANK OF GREECE (CR)	15.95	-0.62 E	16.05 04/11/2022	15.95	15.8	16.1	16.1	15.929	3@16.00	100@16.05	---	---	2,880	45	45,875.05	316,844.93	14.75	19.14	30101010
60,348,000	0.420	0.07	0.07	0.1515	08/06/2022	04/08/2021	---	HELLENIC EXCHANGES-A.S.E. (CR)	3.205	1.10 P	3.17 04/11/2022	3.145	3.145	3.205	3.205	3.182	4730@3.17	3080@3.21	---	---	75,684	183	240,812.39	193,415.34	2.94	4.09	30202015
26,730,187	0.520	0.04	0.08	0.1	29/06/2022	01/08/2017	---	ELTON SA (CR)	2.11	0.96 P	2.09 04/11/2022	2.09	2.05	2.11	2.11	2.079	500@2.07	237@2.11	---	---	21,247	89	44,171.33	56,400.69	1.56	2.2	50205010
30,000,000	0.050	---	0.06	0.09	13/05/2022	11/06/2020	---	ENTERSOFT (CR)	3.54	2.91 P	3.44 04/11/2022	3.46	3.44	3.56	3.54	3.5	75@3.51	770@3.55	---	---	15,098	66	52,836.10	106,200.00	3.14	6.04	10101015
36,300,000	1.12	0.268	0.223	0.2186	14/09/2022	12/12/2007	---	THESSALONIKA WATER & SEWERAGE	3.44	1.48 P	3.39 04/11/2022	3.45	3.36	3.45	3.44	3.424	200@3.40	805@3.45	---	---	2,627	33	8,994.05	124,872.00	3.26	4.76	65102030
14,833,480	0.300	---	---	---	02/06/2010	04/02/2022	---	EUROCONSULTANTS S.A. (CR)	0.628	1.95 P	0.616 04/11/2022	0.618	0.61	0.634	0.628	0.624	1000@0.620	500@0.628	---	---	79,881	59	49,825.50	9,315.43	0.468	0.696	50205020
114,320,400	0.100	---	---	0.01	26/11/2021	05/08/2019	---	IKTINOS HELLAS SA (CR)	0.4835	1.36 P	0.477 04/11/2022	0.477	0.477	0.4835	0.4835	0.481	1936@0.478	1891@0.484	---	---	6,100	45	2,934.85	55,273.91	0.4555	0.82	50101035
8,226,132	0.450	---	---	---	15/05/2009	13/10/2014	---	ILYDA S.A. (CR)	1.18	---	1.18 04/11/2022	---	---	---	---	---	900@1.15	1170@1.17	22.58	2021	---	---	---	9,706.84	0.864	1.63	10101015
34,986,430	0.440	---	---	---	25/07/2008	23/02/2010	---	INTERWOOD-XYLEMPORIA (CR)	0.1965	-0.25 E	0.197 04/11/2022	0.198	0.1965	0.198	0.1965	0.197	1000@0.196	9000@0.196	---	---	44,100	29	8,703.40	7,413.87	0.187	0.278	50101020
18,567,912	0.590	---	0.12	0.12	06/07/2022	26/01/2021	---	INTERLIFE G.C.I.(CR)	3.9	1.04 P	3.86 04/11/2022	3.88	3.84	3.92	3.9	3.881	600@3.60	212@3.90	4.65	2021	7,102	33	27,560.76	72,414.86	3.24	5	30302025
8,424,900	0.500	---	---	---	12/07/2010	04/07/2019	---	INTERTECH SA (CR)	1.14	-3.39 E	1.18 04/11/2022	1.15	1.14	1.18	1.14	1.149	500@1.14	1000@1.17	73.32	2021	4,400	18	5,055.50	9,604.39	0.602	1.18	50205010

Number of Outstanding Securities	Nominal Value	Dividends [1]			Date of Last Coupon		Note	Shares	Closing price	% change	Previous closing price/date	Open price	Price min	Price max	Last price	Avg price	Last Bid [7]	Last Ask [7]	P/E after tax	Year	Volume	Trades	Transactions Value[8]	Company Mkt Value (thou. €)	Year low	Year high	Sector[ 4]		
		2019	2020	2021	Dividend [2]	Right																							
19,804,134	0.150	---	---	---	01/07/2004	06/11/2017	---	KEKROPS SA (CR)	0.97	---	↘	0.97	04/11/2022	0.961	0.96	0.97	0.97	0.965	200@0.962	500@0.970	---	2021	3,708	9	3,579.51	19,210.01	0.82	2.56	35101010
40,219,218	0.260	---	---	---	29/08/2022	10/06/2019	---	KLOUKINAS - LAPPAS SA (CR)	0.502	-0.79	€	0.506	04/11/2022	0.508	0.481	0.508	0.502	0.499	110@0.498	903@0.502	---	---	4,534	27	2,260.57	20,190.05	0.481	0.726	50101010
21,224,340	0.420	---	0.0035	0.02	06/09/2022	25/04/2006	---	KORDELLOS BROS SA (CR)	0.502	1.01	P	0.497	04/11/2022	0.498	0.478	0.506	0.502	0.498	700@0.500	200@0.502	2.46	2021	64,150	52	31,951.48	10,654.62	0.408	0.696	55102010
33,065,136	0.380	0.18	0.2	0.2001	18/08/2022	16/09/2013	---	KRI-KRI S.A. (CR)	5.4	---	↘	5.4	04/11/2022	5.42	5.4	5.44	5.4	5.433	4998@5.40	200@5.48	13.52	2021	2,902	9	15,766.80	178,551.73	4.88	8.84	45102020
7,595,160	0.600	---	---	---	10/09/2019	18/08/2010	---	KIRIAKOULIS SHIPPING SA (CR)	1.04	2.97	P	1.01	04/11/2022	1.01	1.01	1.04	1.04	1.034	97@1.01	890@1.04	---	---	6,459	12	6,678.76	7,898.97	0.966	1.66	40501015
29,250,000	0.360	0.02	0.02	0.0401	21/06/2022	25/04/2019	---	MOTODYNAMICS S.A. (CR)	2.23	-3.04	€	2.3	04/11/2022	2.27	2.23	2.3	2.23	2.25	477@2.23	6811@2.25	---	---	17,051	63	38,366.18	65,227.50	1.79	2.43	40401030
32,188,050	1.04	---	---	---	21/07/2008	20/01/2000	---	MOUZAKIS (CR)	0.76	---	↘	0.76	04/11/2022	0.76	0.76	0.76	0.76	0.76	100@0.760	1600@0.786	---	---	1,000	1	760.00	24,462.92	0.502	0.794	55101020
4,971,466	1.46	---	---	---	04/07/2007	08/10/2003	---	PAIRIS SA (CR)	0.838	3.46	P	0.81	04/11/2022	0.84	0.838	0.84	0.838	0.838	100@0.800	504@0.838	---	---	1,182	12	990.58	4,166.09	0.642	1.245	50203030
27,098,594	0.540	---	0.07	0.05	21/04/2022	14/01/2021	---	PAPOUTSANIS (CR)	2.37	-2.47	€	2.43	04/11/2022	2.44	2.31	2.44	2.37	2.372	220@2.33	59@2.37	---	---	14,853	88	35,230.39	64,223.67	2.27	2.99	45201020
7,070,400	0.930	0.1013	0.1081	0.3242	17/06/2022	06/05/2016	---	PETROPOULOS PETROS (CR)	5.58	-0.71	€	5.62	04/11/2022	5.64	5.34	5.64	5.58	5.513	100@5.40	380@5.58	---	---	16,902	110	93,183.50	39,452.83	4.72	8.5	50206015
22,075,665	0.330	0.02	0.05	0.1	21/06/2022	23/11/2021	---	PLAISIO COMPUTERS SA (CR)	3.03	1.00	P	3	04/11/2022	3	2.98	3.03	3.03	3.012	130@2.97	217@3.03	---	---	7,356	47	22,152.79	66,889.26	2.81	4.17	40401010
21,912,599	0.300	---	---	---	11/04/2011	23/02/2007	---	REVOIL (CR)	1.27	---	↘	1.27	04/11/2022	1.26	1.25	1.275	1.27	1.256	200@1.26	149@1.27	---	---	11,240	29	14,121.38	27,829.00	1.03	1.39	60101020
13,582,223	1.35	---	---	---	24/06/2008	02/02/2016	---	SIDMA STEEL (CR)	1.99	---	↘	1.99	04/11/2022	2	1.96	2.02	1.99	1.976	300@1.96	699@1.99	---	---	3,992	28	7,887.19	27,028.62	1.755	3.14	55102010
40,693,350	5.00	---	---	---	03/07/2006	26/05/2015	---	TECHNICAL OLYMPIC SA (CR)	1.75	---	↘	1.75	04/11/2022	1.73	1.73	1.77	1.75	1.743	399@1.73	196@1.75	---	---	7,456	31	12,994.33	71,213.36	1.398	2.03	40202010
3,048,000	0.300	---	---	---	06/07/2007	01/06/2021	---	TZIRAKIAN PROFIL (CR)	2.07	0.49	P	2.06	04/11/2022	2.07	2.07	2.07	2.07	2.07	100@2.00	274@2.06	2.24	2021	100	1	207.00	6,309.36	1.82	3.18	55102010
10,203,575	0.730	---	---	---	16/07/2007	18/10/1999	---	FIERATEX SA (CR)	0.472	2.83	P	0.459	04/11/2022	0.434	0.434	0.472	0.472	0.45	155@0.435	460@0.472	5.56	2021	120	3	53.99	4,816.09	0.41	0.726	55101020

Main Market - Low Liquidity Class

215,805,843	0.300	---	0.05	---	30/12/2021	29/12/2010	---	ATTICA HOLDINGS (CR)	0.994	-0.60	€	1	04/11/2022	1.01	0.99	1.015	0.998	1	439@0.990	400@0.996	---	---	10,266	17	10,266.72	214,511.01	0.804	1.22	40501015	
11,795,024	0.540	0.0632	0.087	0.136	04/07/2022	30/08/2019	---	FLEXOPACK SA (CR)	6.8	---	↘	6.8	04/11/2022	6.75	6.75	6.8	6.8	6.798	100@6.40	55@6.80	---	---	525	3	3,569.00	80,206.16	5.7	7.2	50203030	
10,500,000	4.00	0.36	0.37	0.29	31/05/2022	02/08/2016	---	INTERCONTINENTAL (CR)	6.55	---	↘	6.55	04/11/2022	6.55	6.45	6.6	6.6	6.542	100@6.30	860@6.60	---	---	600	9	3,925.00	68,775.00	6.25	7.25	35102000	
17,120,280	0.940	0.07	0.06	0.06	27/06/2022	02/08/2019	---	LOULIS FOOD (CR)	2.2	-0.90	€	2.22	04/11/2022	2.12	2.12	2.2	2.2	2.199	500@2.17	106@2.20	---	---	907	5	1,994.72	37,664.62	1.96	2.7	45102020	
10,500,000	0.950	---	---	---	24/06/2008	22/07/2022	---	MEVACO SA (CR)	2.58	-0.77	€	2.6	04/11/2022	2.62	2.56	2.64	2.58	2.592	1000@2.54	415@2.60	13.98	2021	1,400	11	3,628.60	27,090.00	1.89	2.86	55102015	
151,532,467	0.500	---	0.01	0.02	22/07/2022	10/06/2020	---	TRASTOR REAL EST. INV. CO.(CR)	1.05	---	↘	1.05	04/11/2022	1.05	1.05	1.05	1.05	1.05	2853@1.05	---	---	---	300	1	315.00	159,109.09	0.875	1.35	35102000	
15,300,000	0.300	---	---	---	30/07/2009	13/12/1999	---	ATTICA PUBLICATIONS SA (CR)	0.428	---	↘	0.428	04/11/2022	---	---	---	---	---	300@0.390	40@0.440	---	---	---	---	---	6,548.40	0.38	0.474	40301030	
23,986,500	1.05	---	---	---	26/06/2009	15/03/2000	---	BIOKARPET S.A.(CR)	1.74	-2.25	€	1.78	04/11/2022	1.76	1.73	1.76	1.74	1.749	1800@1.72	24@1.76	---	---	9,510	11	16,637.40	41,736.51	1.31	1.88	50101035	
6,325,000	0.600	0.095	---	0.19	04/07/2022	17/02/2014	---	VOYATZOGLOU (CR)	2.12	---	↘	2.12	04/11/2022	---	---	---	---	---	50@2.00	37@2.06	---	---	---	---	---	13,409.00	1.78	2.36	50205010	
15,000,000	0.300	---	---	---	06/07/2007	18/07/2000	---	DAIOS PLASTICS SA (CR)	3.04	---	↘	3.04	04/11/2022	---	---	---	---	---	93@2.86	450@3.02	---	---	---	---	---	45,600.00	2.82	3.34	50203015	
13,673,200	0.880	---	---	---	18/07/2008	26/07/2001	---	EVROFARMA SA (CR)	0.748	1.08	Ⓟ	0.74	04/11/2022	0.74	0.72	0.748	0.748	0.739	200@0.702	3084@0.748	---	---	2,005	10	1,480.70	10,227.55	0.598	0.98	45102020	
3,307,500	0.210	---	---	---	11/08/2010	30/11/2021	---	ELVE SA (CR)	5	-3.85	€	5.2	04/11/2022	5	5	5	5	5	50@4.82	180@5.20	---	---	100	1	500.00	16,537.50	4.02	6.25	40204020	
23,828,130	0.500	---	---	0.0737	18/07/2022	17/02/2009	---	ELINOIL S.A. (CR)	1.715	-3.38	€	1.775	04/11/2022	1.64	1.64	1.715	1.715	1.69	500@1.70	240@1.72	---	---	580	7	979.95	40,865.24	1.5	1.98	60101020	
86,735,980	0.310	---	---	---	06/07/2009	18/08/2022	---	ATHENS MEDICAL CENTER SA (CR)	1.36	-0.37	€	1.365	04/11/2022	1.36	1.34	1.36	1.36	1.352	300@1.35	992@1.36	---	---	5,288	20	7,150.35	117,960.93	1.265	1.95	20101025	
2,566,836	0.440	---	---	0.016	15/07/2022	09/01/2007	---	INTERWOOD-XYLEMPORIA (PR)	0.21	---	↘	0.21	04/11/2022	---	---	---	---	---	1000@0.193	1519@0.218	---	---	---	---	---	7,413.87	0.192	0.318	50101020	
2,760,000	11.83	9.4	9.4	11	14/06/2022	16/07/1990	---	KARELIA (CR)	276	---	↘	276	04/11/2022	276	276	276	276	276	6@272.00	17@276.00	---	---	50	3	13,800.00	761,760.00	248	296	45103010	
6,700,000	0.800	0.191	0.179	0.047	24/08/2022	29/05/2014	---	MILLS KEPENOS (CR)	2.28	---	↘	2.28	04/11/2022	2.5	2.5	2.5	2.5	2.5	81@2.28	895@2.48	23.04	2021	25	1	62.50	15,276.00	2.02	3.26	45102020	
11,510,102	0.890	---	---	---	24/06/2005	06/10/1999	---	NAFPAKTOS TEXTILE (CR)	1.055	---	↘	1.055	04/11/2022	---	---	---	---	---	195@0.980	1700@1.06	---	---	---	---	---	---	12,143.16	0.805	1.37	55101020
18,017,472	0.360	---	---	---	09/09/2022	28/08/2017	---	KTIMA KOSTAS LAZARIDIS SA (CR)	1.44	---	↘	1.44	04/11/2022	---	---	---	---	---	100@1.37	5229@1.44	---	---	---	---	---	25,945.16	1.43	1.95	45101015	
6,200,000	0.500	---	---	---	22/06/2010	01/11/1995	---	MINERVA KNITWEAR (CR)	0.42	---	↘	0.42	04/11/2022	---	---	---	---	---	988@0.386	496@0.452	---	---	---	---	---	2,604.00	0.378	0.765	40204020	
21,364,000	1.12	---	---	---	29/07/2019	10/08/2005	---	LAMPSA HOTEL SA (CR)	21	---	↘	21	04/11/2022	---	---	---	---	---	200@20.60	200@21.60	---	---	---	---	---	448,644.00	19	22	40501025	

Number of Outstanding Securities	Nominal Value	Dividends [1]			Date of Last Coupon Dividend [2]		Note	Shares	Closing price	% change	Previous closing price/date	Open price	Price min	Price max	Last price	Avg price	Last Bid [7]	Last Ask [7]	P/E after tax	Year	Volume	Trades	Transactions Value[8]	Company Mkt Value (thou. €)	Year low	Year high	Sector[ 4]
5,939,268	0.620	---	---	---	10/07/2003	03/01/2002	---	LANAKAM SA (CR)	0.744	-0.80 <b>€</b>	0.75 04/11/2022	0.714	0.712	0.758	0.744	0.729	90@0.722	50@0.764	---	---	4,338	20	3,160.78	4,418.82	0.66	1.2	40401020
9,819,370	0.500	---	---	---	14/08/2007	09/01/2004	---	MATHIOS REFRACTORY SA (CR)	0.71	---	0.71 04/11/2022	---	---	---	---	---	280@0.640	2000@0.690	---	---	---	---	---	6,971.75	0.47	0.84	55101000
43,200,000	1.00	---	---	0.0824	07/09/2022	14/06/2022	---	MPLE KEDROS (CR)	2.15	0.47 <b>P</b>	2.14 04/11/2022	2.14	2.14	2.15	2.15	2.14	100@2.14	8160@2.15	---	---	11,535	22	24,688.60	92,880.00	1.95	2.258	35102000
8,321,682	0.670	---	---	---	17/08/2007	23/11/1999	---	N. LEVENTERIS (CR)	0.24	---	0.24 04/11/2022	---	---	---	---	---	---	---	---	2021	---	---	---	2,541.66	0.204	0.4	50202010
2,160,524	0.670	---	---	---	03/12/2018	23/11/1999	---	N. LEVENTERIS (PR)	0.252	---	0.252 04/11/2022	---	---	---	---	---	---	330@0.270	---	2021	---	---	---	2,541.66	0.228	0.348	50202010
6,340,000	0.600	0.06	0.134	0.17	10/12/2021	05/01/2022	---	NAKAS MUSIC	2.04	---	2.04 04/11/2022	---	---	---	---	---	190@2.04	10@2.20	---	---	---	---	---	12,933.60	1.81	2.48	40401030
10,080,000	3.00	1.17	1.42	1.5	27/04/2022	27/08/2001	---	TPA SA (CR)	23.9	---	23.9 04/11/2022	23.5	23.5	23.9	23.9	23.898	50@23.50	295@23.90	12.00	2020	2,512	6	60,032.00	240,912.00	22.8	28.7	50206060
27,379,200	0.980	0.3654	---	---	03/07/2020	29/08/2022	---	CRETE PLASTICS SA (CR)	15.2	---	15.2 04/11/2022	---	---	---	---	---	10@14.20	100@15.30	---	---	---	---	---	416,163.84	13.4	19.9	50203015
255,494,534	2.71	0.613	0.352	0.279	09/06/2022	30/09/2021	---	PRODEA (CR)	8.7	---	8.7 04/11/2022	---	---	---	---	---	---	100@8.30	---	---	---	---	---	2,222,802.45	7.5	9.45	35102000
4,181,450	0.500	---	---	---	21/08/2000	05/03/2002	---	FLOUR MILLS SARANTOPOULOS SA	1.25	---	1.25 04/11/2022	---	---	---	---	---	---	---	---	---	---	---	---	5,226.81	0.99	1.69	45102020
8,340,750	1.16	---	---	---	25/06/2009	17/09/2018	---	HAIDEMENOS SA (CR)	0.525	---	0.525 04/11/2022	0.505	0.505	0.505	0.505	0.505	465@0.505	300@0.515	19.45	2021	35	2	17.68	4,378.89	0.35	0.715	50205030

Exchange Traded Funds (ETFs)

906,928	---	---	---	---	15/06/2016	---	---	ALPHA ETF FTSE Athex Large Cap	21.64	0.89 <b>P</b>	21.45 04/11/2022	21.38	21.38	21.64	21.64	21.381	21@18.50	18@21.85	---	---	348	2	7,440.50	---	18.15	23.98	12003
---------	-----	-----	-----	-----	------------	-----	-----	--------------------------------	-------	---------------	------------------	-------	-------	-------	-------	--------	----------	----------	-----	-----	-----	---	----------	-----	-------	-------	-------

Surveillance

356,314,416	0.060	---	---	---	07/07/2010	21/09/2017	5160	FRIGOGLASS SA (CR)	0.089	-1.11 <b>€</b>	0.09 04/11/2022	0.09	0.089	0.09	0.089	0.09	0.0925000@0.089	81679@0.090	---	---	108,133	29	9,701.97	31,711.98	0.0845	0.192	50204000
17,027,010	0.300	---	---	---	20/08/2007	26/07/2022	4912	LAVIPHARM SA (CR)	0.49	-2.00 <b>€</b>	0.5 04/11/2022	0.462	0.462	0.496	0.496	0.47	700@0.470	2336@0.496	---	---	10,377	17	4,881.35	8,343.23	0.444	2.22	20103015
65,326,268	0.530	---	---	---	04/07/2007	19/07/2006	4750	SATO SA (CR)	0.016	---	0.016 04/11/2022	0.013	0.013	0.0185	0.0185	0.018	1400@0.016	2898@0.019	---	---	1,222	3	21.95	1,045.22	0.013	0.08	40202015
13,191,620	0.620	---	---	---	04/08/2010	09/09/2002	5232	YALCO - CONSTANTINOU (CR)	0.232	---	0.232 04/11/2022	---	---	---	---	---	---	999@0.220	---	---	---	---	---	3,060.46	0.1	0.33	40202020
13,000,000	1.00	---	---	---	01/08/2007	07/04/2000	5093	AKRITAS SA (CR)	0.498	---	0.498 04/11/2022	0.412	0.4	0.412	0.4	0.408	70@0.400	3010@0.555	---	---	30	2	12.24	6,474.00	0.352	0.67	50101035
221,519,681	0.300	---	---	---	02/07/2008	28/02/2011	4957	ANEK LINES SA (CR)	0.101	---	0.101 04/11/2022	0.101	0.101	0.101	0.101	0.101	10000@0.098	26000@0.102	---	---	5,515	2	557.02	22,707.78	0.051	0.103	40501015
312,163	0.300	---	---	---	02/07/2008	28/02/2011	4959	ANEK LINES SA (PR, issue '90)	0.072	---	0.072 04/11/2022	---	---	---	---	---	3000@0.086	---	---	---	---	---	---	22,707.78	0.058	0.086	40501015
2,969,713	0.300	---	---	---	02/07/2008	28/02/2011	4958	ANEK LINES SA (PR, issue '96)	0.105	---	0.105 04/11/2022	---	---	---	---	---	1000@0.084	1194@0.109	---	---	---	---	---	22,707.78	0.08	0.108	40501015
6,330,002	0.300	---	---	---	25/06/2002	15/03/2019	5162	VARVARESSOS (CR)	0.22	---	0.22 04/11/2022	---	---	---	---	---	997@0.176	3@0.220	---	2021	---	---	---	1,392.60	0.148	0.464	55101020
17,579,754	4.16	---	---	---	18/08/2006	02/08/2010	---	BIOTER SA (CR)	0.226	-19.29 <b>€</b>	0.28 04/11/2022	0.226	0.226	0.226	0.226	0.226	299@0.232	150@0.260	---	---	1,488	7	336.29	3,973.02	0.224	0.59	50101010
4,968,600	0.050	---	---	---	01/07/1998	14/12/1998	5245	VIS SA (CR)	0.72	---	0.72 04/11/2022	0.86	0.86	0.86	0.86	0.86	200@0.720	401@0.860	---	2021	100	2	86.00	3,577.39	0.66	1.05	50203030
3,961,300	1.28	---	---	---	29/06/2004	03/08/2000	5248	DUROS SA (CR)	0.254	---	0.254 04/11/2022	---	---	---	---	---	---	1000@0.304	---	2021	---	---	---	1,006.17	0.172	0.398	40204020
51,754,364	0.300	---	---	---	23/12/2003	24/01/2007	5197	SELECTED TEXT. IND. ASSOC (CR)	0.11	---	0.11 04/11/2022	---	---	---	---	---	3000@0.100	11799@0.120	---	---	---	---	---	5,692.98	0.104	0.282	55101020
371,337,000	0.300	---	---	---	30/05/2013	01/07/2022	---	INTRALOT (CR)	0.61	1.67 <b>P</b>	0.6 04/11/2022	0.61	0.6	0.61	0.61	0.609	4000@0.605	10143@0.610	---	---	152,504	43	92,914.84	226,515.57	0.438	0.755	40501020
7,125,216	0.650	---	---	---	01/07/2005	14/12/1999	4955	KRE.KA SA (CR)	0.228	---	0.228 04/11/2022	---	---	---	---	---	1500@0.184	4000@0.220	---	2021	---	---	---	1,624.55	0.09	0.304	45102010
7,734,375	1.00	---	---	---	09/07/2007	07/01/2011	5266	LIVANIS SA (CR)	0.185	---	0.185 04/11/2022	---	---	---	---	---	---	2341@0.220	---	---	---	---	---	1,430.86	0.136	0.2	40301030
15,842,391	1.51	---	---	---	15/07/2009	12/05/2000	5141	BITROS HOLDING SA (CR)	0.46	---	0.46 04/11/2022	0.45	0.45	0.45	0.45	0.45	600@0.434	2444@0.450	---	---	56	1	25.20	7,287.50	0.402	0.75	55102010
24,319,250	0.300	---	---	---	09/07/2002	04/07/2007	5165	PROODEFTIKH SA (CR)	0.52	-5.45 <b>€</b>	0.55 04/11/2022	0.52	0.52	0.52	0.52	0.52	3137@0.520	2000@0.560	---	---	2,163	3	1,124.76	12,646.01	0.24	0.57	50101010
28,438,268	0.070	---	---	---	21/08/2006	24/11/1999	5253	SPIROY AGRICULTURE SA (CR)	0.158	---	0.158 04/11/2022	---	---	---	---	---	3777@0.137	1500@0.170	---	---	---	---	---	4,493.25	0.129	0.256	45102010
766,000	1.00	---	---	---	01/07/2004	11/12/2012	5193	TRIA ALFA SA (CR)	8.4	---	8.4 04/11/2022	---	---	---	---	---	---	209@6.80	65.33	2021	---	---	---	7,238.00	7.6	9.9	55101020
245,000	1.00	---	---	---	19/07/2010	11/12/2012	5194	TRIA ALFA SA (PR)	3.28	---	3.28 04/11/2022	---	---	---	---	---	500@2.66	128@3.88	25.51	2021	---	---	---	7,238.00	2.5	6.7	55101020

Suspension Status

15,816,009	0.300	---	0.032	0.1	12/05/2022	17/07/2000	---	BYTE COMPUTER SA (CR)	3.495	---	3.495 25/10/2022	---	---	---	---	---	422758@3.50	---	---	---	---	---	---	55,276.95	2.555	3.71	10101010
------------	-------	-----	-------	-----	------------	------------	-----	-----------------------	-------	-----	------------------	-----	-----	-----	-----	-----	-------------	-----	-----	-----	-----	-----	-----	-----------	-------	------	----------

Number of Outstanding Securities	Nominal Value	Dividends [1]			Date of Last Coupon Dividend [2]		Note	Shares	Closing price	% change	Previous closing price/date		Open price	Price min	Price max	Last price	Avg price	Last Bid [7]	Last Ask [7]	P/E after tax	Year	Volume	Trades	Transactions Value[8]	Company Mkt Value (thou. €)	Year low	Year high	Sector[ 4]
5,867,311	0.300	---	---	---	11/08/2010	28/04/2017	5243	DIONIC (CR)	0.11	---	0.11	30/06/2020	---	---	---	---	---	---	---	---	---	---	---	---	645.40	0.11	0.11	50205010
66,948,210	0.300	---	---	---	22/09/2015	22/09/2015	5179	FOLLI FOLLIE (CR)	4.8	---	4.8	24/05/2018	---	---	---	---	---	---	---	---	---	---	---	---	321,351.41	4.8	4.8	40401030
12,417,000	0.310	---	---	---	27/08/2019	28/08/2017	5233	MLS MULTIMEDIA SA (CR)	0.57	---	0.57	12/05/2020	---	---	---	---	---	---	---	---	---	---	---	---	7,077.69	0.57	0.57	10101015
33,301,715	0.320	---	---	---	27/06/2003	08/07/2009	5241	AEGEK (CR)	0.035	---	0.035	25/06/2020	---	---	---	---	---	---	---	---	---	---	---	---	1,165.56	0.035	0.035	50101010
4,737,503	0.320	---	---	---	22/06/2005	22/09/2015	5115	VARANGIS AVEPE S.A. (CR)	0.11	---	0.11	02/03/2022	---	---	---	---	---	---	---	---	---	---	---	---	521.13	0.11	0.11	40202015
1,001,643	0.040	---	---	---	23/05/2005	17/08/2022	5206	G.E. DIMITRIOU (CR)	0.0125	---	0.0125	30/04/2019	---	---	---	---	---	---	---	---	---	---	---	---	12.52	0.0125	0.9625	40202020
7,085,888	1.59	---	---	---	02/07/1996	06/09/2010	5216	ELVIEK (CR)	2.6	---	2.6	30/09/2019	---	---	---	---	---	---	---	---	---	---	---	---	18,423.31	2.6	2.6	35101010
25,179,640	0.600	---	---	---	08/08/1994	19/09/2000	5191	J.BOUTARIS & SON (CR)	0.026	---	0.026	01/10/2018	---	---	---	---	---	---	---	---	---	---	---	---	742.45	0.026	0.026	45101015
1,540,000	0.600	---	---	---	08/08/1994	19/09/2000	5192	J.BOUTARIS & SON (PR)	0.057	---	0.057	01/10/2018	---	---	---	---	---	---	---	---	---	---	---	---	742.45	0.057	0.057	45101015

## Shares' Notes

Code	Note text
( )	- Adjusted dividends.
*	- Last adjusted closing price.
[1]	- Net dividends.
[2]	- The "Date of Last Coupon" for New listings refers to the date company's stocks started to trade in Athex
[3]	- The Company Market Value is referred to the number of outstanding shares
[4]	- Sectors codification can be found in Appendix A
[5]	- The Market Value refers to the total number of shares listed (including their several classes) in the exchange by the company.
[6]	- P/E greater than 100
[7]	- Last view of the Order Book before the end of the trading session
[8]	- All Blocks Methods' Transactions Value are included.
4750	- Transfer to the Under Surveillance Category from 8/4/2011.
4912	- Transfer to the Surveillance Category as of 31/7/2012.
4955	- Transfer to the Surveillance Category as from 5/4/2013.
4957	- Transfer to the Surveillance Category as from 5/4/2013.
4958	- Transfer to the Surveillance Category as from 5/4/2013.
4959	- Transfer to the Surveillance Category as from 5/4/2013.
5093	- Transfer to the Surveillance Category as of 8/4/2015.
5115	- Transfer to the Surveillance Category as of 15/04/2016.
5141	- Transfer to the Surveillance Category as of 10/05/2017.
5160	- Transfer to the Surveillance Category as of 15/04/2016.
5162	- Transfer to the Under Supervision Category as of 21/12/2009.
5165	- Transfer to the Surveillance Category as of 15/02/2018.
5179	- Suspension of trading as of 25/05/2018.
5191	- Suspension of trading as of 02/10/2018.
5192	- Suspension of trading as of 02/10/2018.
5193	- Transfer to the Surveillance Category as of 25/10/2018.
5194	- Transfer to the Surveillance Category as of 25/10/2018.
5197	- Transfer to the Surveillance Category as of 07/11/2018.
5206	- Suspension of trading as of 02/05/2019.
5216	- Suspension of trading as of 01/10/2019.
5232	- Transfer to the Under Surveillance Category from 08/04/2011.
5233	- Suspension of trading as of 13/05/2020.
5241	- Suspension of trading as of 26/06/2020.
5243	- Suspension of trading as of 01/07/2020.
5245	- Transfer to the Surveillance Category as of 09/07/2020.
5248	- Transfer to the Surveillance Category as of 06/09/20116.
5253	- Transfer to the Surveillance Category as of 14/5/2021.
5266	- Suspension of trading as of 04/05/2022.

## Securities Blocks Details

Securities	Block Volume	Price	Block Trade Value	Time of approval	Note
EUROBANK HOLDINGS (CR)	400,000	1.02	406,400.00	10:36:04	20
EUROBANK HOLDINGS (CR)	425,144	1.02	431,521.16	10:41:43	20
PREMIA (CR)	57,500	0.970	55,775.00	11:24:27	20
NATIONAL BANK (CR)	500,000	3.76	1,877,500.00	12:43:17	20
VIOHALCO SA/NV (CB)	50,000	3.80	190,000.00	12:53:32	20
VIOHALCO SA/NV (CB)	100,000	3.80	380,000.00	13:14:18	20
OTE (CR)	33,201	15.85	526,235.85	15:39:56	20
OPAP (CR)	25,000	12.99	324,750.00	17:13:13	20

## Blocks Notes

- 9 - Method 6-1 / Special Fees
- 10 - Method 6-1 / Special Fees, SDS
- 14 - Method 6-3 / Settlement, Incomplete Buy and Sell
- 18 - Method 6-2 / SPOT 1
- 19 - Method 6-2 / SPOT 2
- 20 - Method 6-1 and Method 6-1 Same Day Settlement
- 21 - Other Pre-agreed

Shares Rights Details

Occured date	Exercise from	Exercise until	Trading until	Rights	Price min	Price max	Closing price	Last Bid	Last Ask	Volume	Trades	Transactions Value
-----------------	------------------	-------------------	------------------	--------	--------------	--------------	------------------	----------	----------	--------	--------	-----------------------

No Rights Transactions.



Forced Sales Details

Securities	Category of Security	Transactions Volume	Number of Trades	Transactions Value	Note
No Forced Transactions.					

Forced Sales Notes

- 1 - Compulsory Public Forced Sales
- 2 - Forced Sales of Fixed Registered Shares
- 3 - Forced Sales of Remaining Fractional Shares

## Exchange Traded Funds (ETFs) Characteristics

	Transactions Date (T)	Creation / Redemption	Units (T-1)	New Units (T-1)	Redemption Units (T-1)	Units (T) [1]	Fund Assets [2]	Net Unit Price	Dividend per Unit	Dividend Date
ALPHA ETF FTSE Athex Large Cap	07/11/2022	5,000	906,928	---	---	906,928	19,470,270.00	21.4684	0.52	01/07/2022

## ETFs Notes

[1] - Units (T) = Units (T-1) + New Units (T-1) - Redemption Units (T-1)

[2] - The Creation / Redemption Units of T-1 are included.

Non Convertible Corporate Bonds - Regulated Market

Num Listed Bonds	Nominal price	Issue price	Today's Rate	Exp. Date	Duration (years)	Note	Coupon		Trading Unit	Corporate Bonds	Accrued Int.	Yield.T.Mat	Price min	Price max	Closing price	Previous closing price/date	Volume	Transactions Value	Last order		ear min	Year max		
							Common	Preffered											Price	Buy / Sell			Date	
100,000	1,000.00	1,000.00	2.95	11/02/2027	5	---	2	---	1	SAFE BULKERS PARTICIPATIONS PLC (Non Convertible)	7.3750	4.9430	---	---	---	92.5100	04/11/2022	---	---	92.1500	B	37/11/2022	88.9211	100.0000
320,000	1,000.00	1,000.00	3.40	21/07/2027	7	---	5	---	1	LAMDA DEVELOPMENT S.A. (Non Convertible)	10.4833	4.3640	94.6000	95.0000	94.8308	94.5500	04/11/2022	52,000	49,857.13	94.2500	B	37/11/2022	86.1000	102.0000
200,000	1,000.00	1,000.00	2.10	27/10/2027	7	---	5	---	1	O.P.A.P. S.A. (Non Convertible)	0.7583	3.5100	93.0000	93.5431	93.3092	93.5000	04/11/2022	25,000	23,346.26	92.9990	B	37/11/2022	90.0200	101.7500
200,000	1,000.00	1,000.00	1.90	23/03/2028	7	---	4	---	1	MOTOR OIL CORINTH REFINERIES SA (Non Convertible)	2.4806	4.4500	87.8558	88.2000	88.2000	87.8560	04/11/2022	21,000	18,557.76	88.1110	B	37/11/2022	87.8558	99.2000
100,000	1,000.00	1,000.00	2.70	25/05/2026	5	---	3	---	1	COSTAMARE PARTICIPATIONS PLC (Non Convertible)	12.6000	4.2340	94.5000	95.0000	94.6848	94.2000	04/11/2022	23,000	22,067.30	94.6000	B	37/11/2022	93.1800	102.0000
300,000	1,000.00	1,000.00	2.30	20/07/2028	7	---	3	---	1	PRODEA REIC S.A.(Non Convertible)	7.1556	5.5410	85.0000	85.2500	85.0682	84.7500	04/11/2022	11,000	9,436.21	85.0000	B	37/11/2022	84.7500	98.1000
150,000	1,000.00	1,000.00	2.65	22/10/2026	5	---	3	---	1	CPLP SHIPPING HOLDINGS PLC (Non Convertible)	1.1778	4.7410	92.5000	92.5000	92.5000	91.5000	04/11/2022	1,000	926.18	91.1000	B	37/11/2022	91.0467	100.0000
250,000	1,000.00	1,000.00	2.45	16/11/2028	7	---	2	---	1	ELVALHALCOR S.A. (Non Convertible)	12.0458	5.0770	87.1500	87.4000	87.1692	87.4500	04/11/2022	32,000	28,304.77	86.2500	B	37/11/2022	86.8500	100.2900
500,000	1,000.00	1,000.00	2.75	03/07/2027	7	---	5	---	1	GEK TERNA S.A. (Non Convertible)	9.7778	5.5480	87.7500	88.2290	88.1749	88.2300	04/11/2022	89,000	79,338.06	88.1000	B	37/11/2022	87.2500	99.0000
300,000	1,000.00	1,000.00	2.30	14/12/2028	7	---	2	---	1	GEK TERNA S.A. (Non Convertible)	9.4556	5.8000	83.5000	83.5000	83.5000	83.5000	04/11/2022	13,000	10,977.92	83.5000	B	37/11/2022	83.5000	100.0000
175,000	1,000.00	1,000.00	3.40	26/07/2024	5	---	7	---	1	ATTICA HOLDINGS S.A. (Non Convertible)	10.0111	4.8430	96.1200	97.0000	96.8000	96.8590	04/11/2022	124,000	121,074.38	96.8000	B	37/11/2022	93.2476	99.4500
230,000	1,000.00	1,000.00	4.70	12/07/2029	7	---	1	---	1	LAMDA DEVELOPMENT S.A. (Non convertible)	15.6667	4.6290	99.5000	100.3000	99.9999	100.2320	04/11/2022	88,000	89,346.15	99.8500	B	37/11/2022	99.5620	102.9190
100,000	1,000.00	1,000.00	4.40	26/07/2029	7	---	1	---	1	CPLP SHIPPING HOLDINGS PLC (Non Convertible)	12.9556	5.7600	92.8500	93.0000	92.9890	92.6280	04/11/2022	68,000	64,113.48	92.8500	B	37/11/2022	92.6275	101.0000
200,000	1,000.00	1,000.00	3.60	12/03/2026	7	---	8	---	1	AEGEAN AIRLINES S.A. (Non Convertible)	5.8000	4.3700	96.0000	96.0000	96.0000	95.9190	04/11/2022	24,000	23,179.20	95.1000	B	37/11/2022	93.8900	101.3000
150,000	1,000.00	1,000.00	2.60	22/10/2026	7	---	7	---	1	TERNA ENERGY FINANCE S.A. (Non Convertible)	1.1556	4.6210	91.0000	92.0700	91.9000	92.3500	04/11/2022	11,000	10,094.21	91.9000	B	37/11/2022	91.7750	99.9900
100,000	1,000.00	1,000.00	2.80	25/01/2027	5	---	2	---	1	PREMIA S.A. (Non Convertible)	8.3222	4.3710	93.9876	93.9876	93.9876	87.8670	04/11/2022	15,000	14,222.97	86.8001	B	37/11/2022	86.6690	99.5000
120,000	1,000.00	1,000.00	3.95	04/04/2025	7	---	10	---	1	GEK TERNA S.A. (Non Convertible)	3.9500	4.0970	98.0000	98.0001	98.0000	98.6710	04/11/2022	7,000	6,887.65	98.5000	B	37/11/2022	98.0000	103.2000
90,000	1,000.00	1,000.00	3.00	11/05/2023	5	---	9	---	1	CORAL A.E. (Non Convertible)	15.1667	2.2060	100.0000	100.2500	100.2500	100.0000	04/11/2022	87,000	88,434.50	100.0000	B	37/11/2022	99.0001	102.0000

Corporate Bonds Notes

Transactions Volume = (Pieces) \* (Nominal Price). Transactions Value = (Pieces) \* (Nominal Price) \* (price %) + (Accrued interest).  
The price of a Bond is stated as a percentage (%) of Bond's Nominal Price.  
Nominal Price in Euros (€), except if it is noted differently.

Non Convertible Corporate Bonds - Regulated Market

Num Listed Bonds	Nominal price	Issue price	Today's Rate	Exp. Date	Duration (years)	Note	Coupon		Trading Unit	Corporate Bonds	Accrued Int.	Yield.T.Mat	Price min	Price max	Closing price	Previous closing price/date	Volume	Transactions Value	Last order		ear min	Year max		
							Common	Preffered											Price	Buy / Sell			Date	
20,148	1,000.00	1,000.00	4.95	26/06/2023	5	---	9	---	1	B&F COMM. & GARM. INDUS. S.A. (Non Convertible)	18.5625	4.1910	99.7000	100.0000	99.9000	100.0000	03/11/2022	15,000	15,263.44	99.4000	B	37/11/2022	97.5905	102.0000
120,000	1,000.00	1,000.00	2.65	06/12/2028	7	---	2	---	1	NOVAL PROPERTY REIC (Non Convertible)	11.4833	5.4790	85.4456	86.9500	86.3330	86.9000	04/11/2022	39,000	34,146.14	86.3330	B	37/11/2022	86.1000	100.0000

Corporate Bonds Notes

Transactions Volume = (Pieces) \* (Nominal Price). Transactions Value = (Pieces) \* (Nominal Price) \* (price %) + (Accrued interest).  
The price of a Bond is stated as a percentage (%) of Bond's Nominal Price.  
Nominal Price in Euros (€), except if it is noted differently.

Government Bonds

Number Listed Bonds	Nominal price	Today's Rate	Accrued Interest Calc	Exp. Date [1]	Duration (years)	Note	Coupons Date	Curr. coupon value	Trading Unit	Government Bonds	Price min	Price max	Closing price	Previous closing price/date	Volume	Transactions Value	Price	Last order Buy / Sell	Date
4,500,000	1,000.00	1.88	Actual/Actual	04/02/2035	15	---	04/02	1.88	1	GGB-FXD-040235-15Y-1.875-1.000	---	---	---	---	---	---	---	---	---
2,500,000	1,000.00	3.45	Actual/Actual	02/04/2024	5	---	02/04	3.45	1	GGB-FXD-020424-05Y-3.450-1.000	---	---	---	---	---	---	---	---	---
6,000,000	1,000.00	0.75	Actual/Actual	18/06/2031	10	---	18/06	0.75	1	GGB-FXD-180631-10Y-0.750-1.000	---	---	---	---	---	---	---	---	---
4,355,990,324	1.00	3.50	Actual/Actual	30/01/2023	5	---	01/02 - 31/01	3.50	1	GGB-FXD-300123-05Y-3.500-1.00	---	---	---	94.5720 13/07/2018	---	---	1.0000	B	28/11/2018
5,962,747,327	1.00	3.75	Actual/Actual	30/01/2028	10	---	/02 - 01/02 - 31/	3.75	1	GGB-FXD-300128-10Y-3.750-1.00	---	---	---	85.4610 13/07/2018	---	---	1.0000	B	28/11/2018
7,067,309,386	1.00	3.90	Actual/Actual	30/01/2033	15	---	/02 - 01/02 - 31/	3.90	1	GGB-FXD-300133-15Y-3.900-1.00	---	---	---	78.6730 13/07/2018	---	---	1.0000	B	28/11/2018
5,472,848,349	1.00	4.00	Actual/Actual	30/01/2037	19	---	/02 - 01/02 - 31/	4.00	1	GGB-FXD-300137-19Y-4.000-1.00	---	---	---	77.0370 13/07/2018	---	---	1.0000	B	28/11/2018
5,276,770,669	1.00	4.20	Actual/Actual	30/01/2042	24	---	/02 - 01/02 - 31/	4.20	1	GGB-FXD-300142-24Y-4.200-1.00	---	---	---	77.7640 13/07/2018	---	---	1.0000	B	28/11/2018
119,550,565	1.00	4.30	Actual/Actual	24/02/2023	11	---	24/02	4.30	1	GGB-FXD-240223-11Y-2.000-1.00	---	---	---	10.0000 22/06/2015	---	---	10.0000	B	11/07/2019
48,794,718	1.00	4.30	Actual/Actual	24/02/2024	12	---	24/02	4.30	1	GGB-FXD-240224-12Y-2.000-1.00	---	---	---	10.0000 22/06/2015	---	---	---	---	---
40,248,141	1.00	4.30	Actual/Actual	24/02/2025	13	---	24/02	4.30	1	GGB-FXD-240225-13Y-2.000-1.00	---	---	---	10.0000 22/06/2015	---	---	---	---	---
59,586,043	1.00	4.30	Actual/Actual	24/02/2026	14	---	24/02	4.30	1	GGB-FXD-240226-14Y-2.000-1.00	---	---	---	10.0000 22/06/2015	---	---	---	---	---
41,118,344	1.00	4.30	Actual/Actual	24/02/2027	15	---	24/02	4.30	1	GGB-FXD-240227-15Y-2.000-1.00	---	---	---	10.0000 22/06/2015	---	---	---	---	---
45,137,734	1.00	4.30	Actual/Actual	24/02/2028	16	---	24/02	4.30	1	GGB-FXD-240228-16Y-2.000-1.00	---	---	---	10.0000 22/06/2015	---	---	---	---	---
61,768,888	1.00	4.30	Actual/Actual	24/02/2029	17	---	24/02	4.30	1	GGB-FXD-240229-17Y-2.000-1.00	---	---	---	10.0000 22/06/2015	---	---	---	---	---
54,567,744	1.00	4.30	Actual/Actual	24/02/2030	18	---	24/02	4.30	1	GGB-FXD-240230-18Y-2.000-1.00	---	---	---	10.0000 22/06/2015	---	---	---	---	---
37,541,515	1.00	4.30	Actual/Actual	24/02/2031	19	---	24/02	4.30	1	GGB-FXD-240231-19Y-2.000-1.00	---	---	---	10.0000 22/06/2015	---	---	---	---	---
37,558,317	1.00	4.30	Actual/Actual	24/02/2032	20	---	24/02	4.30	1	GGB-FXD-240232-20Y-2.000-1.00	---	---	---	10.0000 22/06/2015	---	---	---	---	---
37,473,732	1.00	4.30	Actual/Actual	24/02/2033	21	---	24/02	4.30	1	GGB-FXD-240233-21Y-2.000-1.00	---	---	---	10.0000 22/06/2015	---	---	---	---	---
33,888,293	1.00	4.30	Actual/Actual	24/02/2034	22	---	24/02	4.30	1	GGB-FXD-240234-22Y-2.000-1.00	---	---	---	10.0000 22/06/2015	---	---	---	---	---
35,177,800	1.00	4.30	Actual/Actual	24/02/2035	23	---	24/02	4.30	1	GGB-FXD-240235-23Y-2.000-1.00	---	---	---	10.0000 22/06/2015	---	---	---	---	---
35,547,268	1.00	4.30	Actual/Actual	24/02/2036	24	---	24/02	4.30	1	GGB-FXD-240236-24Y-2.000-1.00	---	---	---	10.0000 22/06/2015	---	---	---	---	---
40,246,306	1.00	4.30	Actual/Actual	24/02/2037	25	---	24/02	4.30	1	GGB-FXD-240237-25Y-2.000-1.00	---	---	---	10.0000 22/06/2015	---	---	---	---	---
37,643,952	1.00	4.30	Actual/Actual	24/02/2038	26	---	24/02	4.30	1	GGB-FXD-240238-26Y-2.000-1.00	---	---	---	10.0000 22/06/2015	---	---	---	---	---
36,977,100	1.00	4.30	Actual/Actual	24/02/2039	27	---	24/02	4.30	1	GGB-FXD-240239-27Y-2.000-1.00	---	---	---	10.0000 22/06/2015	---	---	---	---	---
41,615,000	1.00	4.30	Actual/Actual	24/02/2040	28	---	24/02	4.30	1	GGB-FXD-240240-28Y-2.000-1.00	---	---	---	10.0000 22/06/2015	---	---	---	---	---
42,227,208	1.00	4.30	Actual/Actual	24/02/2041	29	---	24/02	4.30	1	GGB-FXD-240241-29Y-2.000-1.00	---	---	---	10.0000 22/06/2015	---	---	---	---	---
68,288,487	1.00	4.30	Actual/Actual	24/02/2042	30	---	24/02	4.30	1	GGB-FXD-240242-30Y-2.000-1.00	---	---	---	10.0000 22/06/2015	---	---	---	---	---
4,000,000	1,000.00	3.88	Actual/Actual	12/03/2029	10	---	12/03	3.88	1	GGB-FXD-120329-10Y-3.875-1.000	---	---	---	---	---	---	100.0000	B	15/10/2019
4,500,000	1,000.00	0.00	Actual/Actual	12/02/2026	5	---	12/02	0.00	1	GGB-FXD-120226-05Y-0.000-1.000	---	---	---	---	---	---	---	---	---
3,000,000	1,000.00	3.38	Actual/Actual	15/02/2025	7	---	15/02	3.38	1	GGB-FXD-150225-07Y-3.375-1.000	---	---	---	---	---	---	---	---	---
250,250	1,000.00	2.90	Actual/Actual	20/03/2023	4	---	20/03	2.90	1	GGB-FXD-200323-04Y-2.900-1.000	---	---	---	---	---	---	---	---	---
964,000	1,000.00	3.25	Actual/Actual	20/03/2025	6	---	20/03	3.25	1	GGB-FXD-200325-06Y-3.250-1.000	---	---	---	---	---	---	---	---	---
2,100,000	1,000.00	3.55	Actual/Actual	20/03/2026	7	---	20/03	3.55	1	GGB-FXD-200326-07Y-3.550-1.000	---	---	---	---	---	---	---	---	---

Government Bonds Notes

Transactions Volume = (Pieces) \* (Nominal Price). Transactions Value = (Pieces) \* (Nominal Price) \* (price %) + (Accrued interest).  
The Value of current coupon for the issues with NV 0.01 euro refers to NV 100 euros  
FLR: Floating Interest Rate.  
[1] - The Expiration Date of the interest bearing period and the Date for coupon payment.

Government Bonds

Number Listed Bonds	Nominal price	Today's Rate	Accrued Interest Calc	Exp. Date [1]	Duration (years)	Note	Coupons Date	Curr. coupon value	Trading Unit	Government Bonds	Price min	Price max	Closing price	Previous closing price/date	Volume	Transactions Value	Price	Last order Buy / Sell	Date
40,000	1,000.00	2.18	FLR	Actual/360	16/09/2023	1	---	16/03 - 16/09	---	1	GGB-FLT-160923-01Y-2.178-1.000	---	---	---	---	---	---	---	---
5,500,000	1,000.00	1.50		Actual/Actual	18/06/2030	10	---	18/06	1.50	1	GGB-FXD-180630-10Y-1.500-1.000	---	---	---	---	---	---	---	---
5,364,250	1,000.00	3.25		Actual/Actual	20/03/2050	30	---	20/03	3.25	1	GGB-FXD-200350-30Y-3.250-1.000	---	---	---	---	---	---	---	---
3,924,361	1,000.00	2.00		Actual/Actual	22/04/2027	7	---	22/04	2.00	1	GGB-FXD-220427-07Y-2.000-1.000	---	---	---	---	---	99.9000	B	22/04/2020
2,500,000	1,000.00	1.88		Actual/Actual	23/07/2026	7	---	23/07	1.88	1	GGB-FXD-230726-07Y-1.875-1.000	---	---	---	---	---	---	---	---
3,500,000	1,000.00	1.88		Actual/Actual	24/01/2052	30	---	24/01	1.88	1	GGB-FXD-240152-30Y-1.875-1.000	---	---	---	---	---	---	---	---
3,500,000	1,000.00	1.75		Actual/Actual	18/06/2032	10	---	18/06	1.75	1	GGB-FXD-180632-10Y-1.750-1.000	---	---	---	---	---	---	---	---
2,200,000	1,000.00	2.23	FLR	Actual/360	15/12/2027	5	---	- 15/12 - 15/03 -	---	1	GGB-FLT-151227-05Y-1.130-1.000	---	---	---	---	---	---	---	---

Government Bonds Notes

Transactions Volume = (Pieces) \* (Nominal Price). Transactions Value = (Pieces) \* (Nominal Price) \* (price %) + (Accrued interest).  
The Value of current coupon for the issues with NV 0.01 euro refers to NV 100 euros  
FLR: Floating Interest Rate.  
[1] - The Expiration Date of the interest bearing period and the Date for coupon payment.

Treasury Bills & Zero Coupon Government Bonds

	13-Week Maturity									26-Week Maturity								52-Week Maturity									
Issue Date	Exp. Date	Initial Rate	Num Listed Bonds	Nominal price	Issue price	Last Trade Price	Last Trade Date	Volume Traded	Note	Exp. Date	Initial Rate	Num Listed Bonds	Nominal price	Issue price	Last Trade Price	Last Trade Date	Volume Traded	Note	Exp. Date	Initial Rate	Num Listed Bonds	Nominal price	Issue price	Last Trade Price	Last Trade Date	Volume Traded	Note
10/12/2021	---	---	---	---	---	---	---	---	---	---	---	---	---	---	---	---	---	---	09/12/2022	-0.40	600,000	1,000.00	1,004.06	---	---	---	---
11/03/2022	---	---	---	---	---	---	---	---	---	---	---	---	---	---	---	---	---	---	10/03/2023	-0.23	1,000,000	1,000.00	1,002.30	---	---	---	---
10/06/2022	---	---	---	---	---	---	---	---	---	---	---	---	---	---	---	---	---	---	09/06/2023	0.83	1,600,000	1,000.00	991.68	---	---	---	---
09/09/2022	---	---	---	---	---	---	---	---	---	---	---	---	---	---	---	---	---	---	08/09/2023	1.97	1,000,000	1,000.00	980.47	---	---	---	---

Bonds in Circulation	Currency / Min nominal traded Value	Coupons Payment Date	Current Coupon Value	Note	Coupon	Trading Unit	Issue Date	Duration (years)	Today's Interest	A.I.C in days	Bonds	Last price of previous days		Last Outcry in Cash (euro)			Trades in Pieces	Life min	Life Max
												Price	Buy / Sell	Date					
Corporate Bonds in Foreign Currency and Euro																			
103,746	GBP / 10	01/12	0.25	---	63	1	01/12/1930	98	2.5	360	National Mortgage Bank	2.27	05/02/1996	2.27	S	05/02/1996	---	2.27	2.27
0	GBP / 10	01/12	0.25	---	65	1	01/12/1928	100	2.5	360	National Mortgage Bank	---	---	---	---	---	---	---	---

Government Bonds Notes

A.I.C: Accrued Interest Calculation base.  
FLR: Floating Interest Rate.  
The minimum tradeable Nominal Value for all Demeterialised Government Titles is 100 Euros.  
(μτφρ-0)



Athex & ATHEXClear Members List

Member Name			Stock Market			Derivatives Market		ATHEXClear Member	
Address	Phone	Fax	Market Member	Remote Member	Market Maker	Proprietary	Market Maker	General Clearing	Direct Clearing
A. SARRIS SECURITIES S.A.			a						
6, ΔΡΑΓΑΤΣΑΝΙΟΥ 6 ATHINA	2103367700								
AEONIC SECURITIES C.I.F. P.L.C.			a	a					
, ΛΑΪΟΥ 6, ΓΡ. 301B, ANNA COURT	35725337600								
ALPHA BANK S.A.								a	
, ΣΤΑΔΙΟΥ 40 ATHINA	2103260000								
ALPHA FINANCE INVESTMENT SERVICES SINGLE MEMBER SA			a		a	a	a		a
5, ΜΕΡΛΙΝ 5 ATHINA	2103677400								
ARGUS STOCKBROKERS LTD			a	a		a			
25 , 25 ΛΕΩΦΟΡΟΣ ΔΗΜΟΣΘΕΝΗ ΣΕΒΕΡΗ	0035722717000								
ATLANTIC SECURITIES LTD			a	a					
37, ΠΡΟΔΡΟΜΟΥ 37	0035722445400								
AXON SECURITIES S.A.			a			a			
48, ΣΤΑΔΙΟΥ 48 ATHINA	2103363800								
BETA SECURITIES S.A.			a		a	a			a
29 , Λ.ΑΛΕΞΑΝΔΡΑΣ 29 ATHINA	2106478930								
BNP PARIBAS S.A.								a	
, ΛΑΜΨΑΚΟΥ 2 ATHINA	2107468525								
BOFA SECURITIES EUROPE SA			a	a					
, 112 AVENUE KL?BER 75116	+33 153655555								
CAPITAL SECURITIES S.A.			a			a			
58, ΜΗΤΡΟΠΟΛΕΩΣ 58 ATHINA	2103369700								
CITIGROUP GLOBAL MARKETS EUROPE AG			a	a					
16, REUTERWEG 16	+49 691366-0								
CITIGROUP GLOBAL MARKETS LIMITED			a						
1, 33 CANADA SQUARE -CANARY WHARF	+44 02079864000								
CREDIT SUISSE BANK (EUROPE), S.A.			a	a					
, CALLE AYALA 42, 3A PLANTA-B MADRID	+34917916000								
CREDIT SUISSE SECURITIES (EUROPE) LIMITED			a						
1 , ONE CABOT SQUARE LONDON	+44 2078888888								
CYCLOS SECURITIES S.A.			a			a			
39, ΠΑΝΕΠΙΣΤΗΜΙΟΥ 39 ATHINA	2103364300								
DEUTSCHE BANK S.A.				a					
1 , GREAT WINCHESTER STREET LONDON	+44 20 754 54209	00441133361437							
EUROBANK EQUITIES INVESTMENT FIRM SINGLE MEMBER SA			a		a	a	a		a
, ΦΙΛΕΛΛΗΝΩΝ 10 & ΞΕΝΟΦΩΝΤΟΣ 13 ATHINA	2103720425								
EUROBANK S.A.								a	
, ΟΘΩΝΟΣ 8 ATHINA	2103337000								
EUROCORP INVESTMENT SERVICES S.A.			a			a			a
14, ΠΛ.ΦΙΛΙΚΗΣ ΕΤΑΙΡΕΙΑΣ 14 ATHINA	2107263600								
EUOTRUST INVESTMENT FIRM SA			a						
113, ΣΕΒΑΣΤΟΥΠΟΛΕΩΣ 113 ATHINA	2103363100								
EUROXX SECURITIES S.A.			a		a	a	a		a
7, ΠΑΛΑΙΟΛΟΓΟΥ CHALANDRI	(210)-6879400	(210)-6879401							
7, PALEOLOGOU CHALANDRI	+30 2106879400	210-6879401							
G. A. PERVANAS SECURITIES- INVESTMENT SERVICES S.A.			a						
7-9, ΣΟΦΟΚΛΕΟΥΣ 7-9 ATHINA	2103727200								
GLOBAL CAPITAL SECURITIES & FINANCIAL SERVICES LTD			a	a					
50, Λ.ΑΡΧΙΕΠΙΣΚΟΠΟΥ ΜΑΚΑΡΙΟΥ Γ50	0035722710710								
HELLENIC AMERICAN SECURITIES S.A.			a		a	a			a
27, ΑΝΔΡΕΑ ΠΑΠΑΝΔΡΕΟΥ 27 MAROUSI	2103311100								
HELLENIC BANK (INVESTMENTS) LTD				a					
, AVE.KYRIAKΟΥ MATSI 31 - PO BOX 24747 NICOSIA	+357 22500100	357 22500110							
HSBC CONTINENTAL EUROPE								a	
109-111, Λ.ΜΕΣΟΓΕΙΩΝ 109-111	2106960000								
INDEX SECURITIES S.A.			a						
6, ΔΡΑΓΑΤΣΑΝΙΟΥ 6 ATHINA	2103213920								
J. CHR. MAVRIKIS SECURITIES S.A.			a						
5, ΣΟΦΟΚΛΕΟΥΣ 5 ATHINA	2103216730								
KAPPA SECURITIES S.A.			a			a			
15, ΒΑΛΛΑΡΙΤΟΥ 15 ATHINA	2103678600								
KARAMANOF SECURITIES & INVESTMENT SERVICES S.A.			a						
2, ΠΛ.ΑΓ.ΘΕΟΔΩΡΩΝ 2 ATHINA	2103212947								

Athex & ATHEXClear Members List

Member Name			Stock Market			Derivatives Market		ATHEXClear Member	
Address	Phone	Fax	Market Member	Remote Member	Market Maker	Proprietary	Market Maker	General Clearing	Direct Clearing
LAIKI FINANCIAL SERVICES LTD			a						
26, AVE. VYRONOS NICOSIA	357 22367367	357 22718567							
LEON DEPOLAS SECURITIES S.A.			a		a	a			
1, ΧΡΗΣΤΟΥ ΛΑΔΑ 1 ATHINA	2103213276 -28								
MEGA EQUITY SECURITIES & FINANCIAL SERVICES PUBLIC LTD			a	a		a			
42-44, ΛΕΩΦ.ΓΡΙΒΑ ΔΙΓΕΝΗ 42-44	0035722711711								
MERIT SECURITIES S.A			a		a	a			a
5, ΣΟΦΟΚΛΕΟΥΣ 5 ATHINA	2103671880								
MERRILL LYNCH INTERNATIONAL			a						
2 , 2 KING EDWARD STREET LONDON	+44 20276281000								
N. CHRYSOCHOIDIS SECURITIES S.A.			a			a			a
7-9, ΣΟΦΟΚΛΕΟΥΣ 7-9 ATHINA	2103213913								
NATIONAL BANK OF GREECE S.A.			a			a		a	
86, ΑΙΟΛΟΥ STR. ATHINA	(210)-3341000	(210)-3228187							
68, ΑΚΑΔΙΜΙΑΣ STR. ATHINA	(210)-3328817	(210)-3328678							
NATIONAL SECURITIES SINGLE MEMBER SA			a		a	a	a		
66, ΛΕΩΦΟΡΟΣ ΑΘΗΝΩΝ 128-132 & ΙΦΙΓΕΝΙΑΣ ATHINA	2103328784								
NUNTIUS BROKERAGE AND INVESTMENT SERVICES S.A			a						
6, ΔΡΑΓΑΤΣΑΝΙΟΥ 6 ATHINA	2103350599								
ONE PLUS CAPITAL LIMITED			a	a					
, 75 PRODROMOU AVENUE NICOSIA 1307	35722873760								
OPTIMA BANK S.A.			a		a	a	a	a	
32 , ΑΙΓΙΑΛΕΙΑΣ 32 & ΠΑΡΑΔΕΙΣΟΥ MAROUSI	2108173663								
PANTELAKIS SECURITIES S.A.			a		a	a	a		
57, ΕΘΝΙΚΗΣ ΑΝΤΙΣΤΑΣΕΩΣ 57, ΚΤΙΡΙΟ Β CHALANDRI	2106965000								
PEGASUS SECURITIES S.A			a			a			
17 , ΒΑΛΛΩΡΙΤΟΥ 17 & ΑΜΕΡΙΚΗΣ ATHINA	2103670700								
PIRAEUS BANK S.A.			a			a		a	
, ΑΜΕΡΙΚΗΣ 4 ATHINA	2103335000								
PIRAEUS SECURITIES S. A.			a		a	a	a		a
10, ΣΤΑΔΙΟΥ 10 ATHINA	2103354100								
PROCHOICE SECURITIES LTD			a	a					
57, ΛΕΩΦ.ΣΠΥΡΟΥ ΚΥΠΡΙΑΝΟΥ 57, ΑΚΙΝΗΤΑ Φ	035724661192								
SHARELINK SECURITIES & FINANCIAL SERVICES LTD			a			a			
6 , HOUSE-ΘΕΟΤΟΚΗ 6 ΜΕΓΑΡΟ ΕΛΛΗΝΑ	+357 22554200								
SOCIETE GENERALE S.A.			a	a		a			
, 17 COURS VALMY, CEDEX	+157290504								
SOLIDUS SECURITIES S.A			a			a			a
64, ΛΟΥΙΖΗΣ ΠΙΑΝΚΟΥΡ 64 ATHINA	2106900600								
ST. EM. LAVRENTAKIS SECURITIES S.A.			a			a			
7-9, ΣΟΦΟΚΛΕΟΥΣ 7-9 ATHINA	2103213336								
THE CYPRUS INVESTMENT & & SECURITIES CORPORATION LTD			a	a					
154, ΑΓΙΟΥ ΠΡΟΚΟΠΙΟΥ & ΠΟΣΕΙΔΩΝΟΣ 1	0035722121700								
UBS EUROPE SE			a	a					
, OPERNTURM, BOCKENHEIMER LANDSTRASSE 2-4	496921790								
UBS LIMITED			a						
1 , FINSBURY AVENUE LONDON	+44 2075687135								

## List of Stocks under Market Making operations

Securities	Stock Category
Market Maker	Start Market Making
<b>MLS MULTIMEDIA SA (CR)</b>	<b>Suspension Status</b>
PIRAEUS SECURITIES S. A.	01/08/2019
<b>ALPHA ETF FTSE Athex Large Cap</b>	<b>Exchange Traded Funds (ETFs)</b>
ALPHA FINANCE INVESTMENT SERVICES SINGLE MEMBER SA	02/01/1900
NATIONAL SECURITIES SINGLE MEMBER SA	02/01/1900
<b>ADMIE (IPTO) HOLDING S.A. (CR)</b>	<b>Main Market</b>
EUROBANK EQUITIES INVESTMENT FIRM SINGLE MEMBER SA	24/05/2021
HELLENIC AMERICAN SECURITIES S.A.	09/03/2020
PIRAEUS SECURITIES S. A.	29/06/2017
<b>AEGEAN AIRLINES (CR)</b>	<b>Main Market</b>
EUROBANK EQUITIES INVESTMENT FIRM SINGLE MEMBER SA	22/09/2020
<b>ALPHA SERVICES HOLD (CR)</b>	<b>Main Market</b>
ALPHA FINANCE INVESTMENT SERVICES SINGLE MEMBER SA	29/02/2016
EUROBANK EQUITIES INVESTMENT FIRM SINGLE MEMBER SA	22/10/2006
HELLENIC AMERICAN SECURITIES S.A.	25/07/2014
LEON DEPOLAS SECURITIES S.A.	04/01/2016
MERIT SECURITIES S.A	03/09/2012
NATIONAL SECURITIES SINGLE MEMBER SA	02/01/1900
PIRAEUS SECURITIES S. A.	28/05/2009
<b>ALPHA TRUST (CR)</b>	<b>Main Market</b>
LEON DEPOLAS SECURITIES S.A.	04/01/2021
<b>ANDROMEDA SA (CR)</b>	<b>Main Market</b>
BETA SECURITIES S.A.	15/02/2021
<b>ATTICA BANK S.A. (CR)</b>	<b>Main Market</b>
EUROXX SECURITIES S.A.	22/01/2016
<b>AUTOHELLAS SA (CR)</b>	<b>Main Market</b>
ALPHA FINANCE INVESTMENT SERVICES SINGLE MEMBER SA	01/07/2019
EUROXX SECURITIES S.A.	02/07/2018
<b>AVAX S.A. (CR)</b>	<b>Main Market</b>
EUROBANK EQUITIES INVESTMENT FIRM SINGLE MEMBER SA	14/12/2015
PIRAEUS SECURITIES S. A.	01/02/2021
<b>AVE (CR)</b>	<b>Main Market</b>
EUROXX SECURITIES S.A.	05/06/2020
<b>BRIQ PROPERTIES (CR)</b>	<b>Main Market</b>
EUROBANK EQUITIES INVESTMENT FIRM SINGLE MEMBER SA	09/09/2019
LEON DEPOLAS SECURITIES S.A.	22/02/2021
<b>CC HBC AG (CR)</b>	<b>Main Market</b>
BETA SECURITIES S.A.	08/03/2021
NATIONAL SECURITIES SINGLE MEMBER SA	02/01/1900
PIRAEUS SECURITIES S. A.	04/05/2015
<b>CENERGY HOLDINGS (CB)</b>	<b>Main Market</b>
ALPHA FINANCE INVESTMENT SERVICES SINGLE MEMBER SA	02/01/2016
EUROBANK EQUITIES INVESTMENT FIRM SINGLE MEMBER SA	02/01/2016
OPTIMA BANK S.A.	14/03/2022
<b>CNL CAPITAL (CR)</b>	<b>Main Market</b>
MERIT SECURITIES S.A	01/10/2018
<b>DIMAND (CR)</b>	<b>Main Market</b>
ALPHA FINANCE INVESTMENT SERVICES SINGLE MEMBER SA	08/08/2022
EUROBANK EQUITIES INVESTMENT FIRM SINGLE MEMBER SA	08/08/2022
<b>EKTER SA (CR)</b>	<b>Main Market</b>
BETA SECURITIES S.A.	26/09/2022
EUROBANK EQUITIES INVESTMENT FIRM SINGLE MEMBER SA	16/10/2017
LEON DEPOLAS SECURITIES S.A.	21/05/2018
<b>ELASTRON (CR)</b>	<b>Main Market</b>
LEON DEPOLAS SECURITIES S.A.	20/02/2017
<b>ELLAKTOR (CR)</b>	<b>Main Market</b>
ALPHA FINANCE INVESTMENT SERVICES SINGLE MEMBER SA	18/03/2019
EUROBANK EQUITIES INVESTMENT FIRM SINGLE MEMBER SA	01/06/2012
EUROXX SECURITIES S.A.	24/09/2018
NATIONAL SECURITIES SINGLE MEMBER SA	02/01/1900
PIRAEUS SECURITIES S. A.	22/10/2018
<b>ELTON SA (CR)</b>	<b>Main Market</b>
BETA SECURITIES S.A.	03/09/2012
LEON DEPOLAS SECURITIES S.A.	01/04/2019
<b>ELVALHALCOR (CR)</b>	<b>Main Market</b>
ALPHA FINANCE INVESTMENT SERVICES SINGLE MEMBER SA	07/05/2018
EUROBANK EQUITIES INVESTMENT FIRM SINGLE MEMBER SA	07/05/2018
<b>ENTERSOFT (CR)</b>	<b>Main Market</b>
EUROBANK EQUITIES INVESTMENT FIRM SINGLE MEMBER SA	22/06/2020

## List of Stocks under Market Making operations

Securities	Stock Category
Market Maker	Start Market Making
<b>EUROBANK HOLDINGS (CR)</b>	<b>Main Market</b>
ALPHA FINANCE INVESTMENT SERVICES SINGLE MEMBER SA	09/01/2006
EUROBANK EQUITIES INVESTMENT FIRM SINGLE MEMBER SA	01/06/2012
HELLENIC AMERICAN SECURITIES S.A.	25/07/2014
LEON DEPOLAS SECURITIES S.A.	30/11/2018
MERIT SECURITIES S.A	06/11/2017
NATIONAL SECURITIES SINGLE MEMBER SA	02/01/1900
PIRAEUS SECURITIES S. A.	28/09/2009
<b>EYDAP S.A. (CR)</b>	<b>Main Market</b>
ALPHA FINANCE INVESTMENT SERVICES SINGLE MEMBER SA	27/01/2020
EUROBANK EQUITIES INVESTMENT FIRM SINGLE MEMBER SA	10/06/2019
<b>FOURLIS (CR)</b>	<b>Main Market</b>
EUROBANK EQUITIES INVESTMENT FIRM SINGLE MEMBER SA	01/12/2016
PIRAEUS SECURITIES S. A.	06/03/2017
<b>GEK TERNA (CR)</b>	<b>Main Market</b>
BETA SECURITIES S.A.	08/03/2021
EUROBANK EQUITIES INVESTMENT FIRM SINGLE MEMBER SA	24/05/2021
PIRAEUS SECURITIES S. A.	29/08/2019
<b>GR. SARANTIS S.A. (CR)</b>	<b>Main Market</b>
BETA SECURITIES S.A.	14/05/2012
EUROBANK EQUITIES INVESTMENT FIRM SINGLE MEMBER SA	24/10/2016
<b>HELLENIC EXCHANGES-A.S.E. (CR)</b>	<b>Main Market</b>
HELLENIC AMERICAN SECURITIES S.A.	01/09/2014
NATIONAL SECURITIES SINGLE MEMBER SA	02/01/1900
PIRAEUS SECURITIES S. A.	04/05/2015
<b>HELLENIQ ENERGY (CR)</b>	<b>Main Market</b>
HELLENIC AMERICAN SECURITIES S.A.	14/09/2015
PIRAEUS SECURITIES S. A.	20/03/2017
<b>IDEAL HOLDINGS (CR)</b>	<b>Main Market</b>
EUROBANK EQUITIES INVESTMENT FIRM SINGLE MEMBER SA	07/06/2021
PIRAEUS SECURITIES S. A.	07/06/2021
<b>IKTINOS HELLAS SA (CR)</b>	<b>Main Market</b>
EUROBANK EQUITIES INVESTMENT FIRM SINGLE MEMBER SA	25/02/2019
<b>INFORM P. LYKOS (CR)</b>	<b>Main Market</b>
BETA SECURITIES S.A.	31/01/2022
<b>INTERCONTINENTAL (CR)</b>	<b>Main Market</b>
LEON DEPOLAS SECURITIES S.A.	03/06/2019
<b>INTERLIFE G.C.I.(CR)</b>	<b>Main Market</b>
BETA SECURITIES S.A.	24/10/2022
<b>INTERWOOD-XYLEMPORIA (CR)</b>	<b>Main Market</b>
EUROBANK EQUITIES INVESTMENT FIRM SINGLE MEMBER SA	05/07/2021
PANTELAKIS SECURITIES S.A.	01/07/2021
<b>INTRAKAT (CR)</b>	<b>Main Market</b>
BETA SECURITIES S.A.	04/10/2021
PANTELAKIS SECURITIES S.A.	10/10/2022
<b>JUMBO SA (CR)</b>	<b>Main Market</b>
BETA SECURITIES S.A.	01/02/2021
EUROBANK EQUITIES INVESTMENT FIRM SINGLE MEMBER SA	25/05/2020
MERIT SECURITIES S.A	06/11/2017
PIRAEUS SECURITIES S. A.	06/03/2017
<b>KLOUKINAS - LAPPAS SA (CR)</b>	<b>Main Market</b>
BETA SECURITIES S.A.	22/09/2014
<b>KRI-KRI S.A. (CR)</b>	<b>Main Market</b>
EUROBANK EQUITIES INVESTMENT FIRM SINGLE MEMBER SA	07/05/2018
LEON DEPOLAS SECURITIES S.A.	16/01/2017
<b>LAMDA DEVELOPMENT SA (CR)</b>	<b>Main Market</b>
EUROBANK EQUITIES INVESTMENT FIRM SINGLE MEMBER SA	08/12/2014
PANTELAKIS SECURITIES S.A.	06/11/2017
PIRAEUS SECURITIES S. A.	29/06/2017
<b>LAMPSA HOTEL SA (CR)</b>	<b>Main Market</b>
LEON DEPOLAS SECURITIES S.A.	16/01/2017
<b>MARFIN INVESTMENT GROUP (CR)</b>	<b>Main Market</b>
EUROBANK EQUITIES INVESTMENT FIRM SINGLE MEMBER SA	23/03/2015
PIRAEUS SECURITIES S. A.	02/02/2009

## List of Stocks under Market Making operations

Securities	Stock Category
Market Maker	Start Market Making
<b>MOTOR OIL (CR)</b>	<b>Main Market</b>
BETA SECURITIES S.A.	08/03/2021
EUROBANK EQUITIES INVESTMENT FIRM SINGLE MEMBER SA	22/10/2006
LEON DEPOLAS SECURITIES S.A.	01/04/2019
MERIT SECURITIES S.A	25/02/2019
NATIONAL SECURITIES SINGLE MEMBER SA	02/01/1900
PIRAEUS SECURITIES S. A.	04/05/2015
<b>MPLE KEDROS (CR)</b>	<b>Main Market</b>
MERIT SECURITIES S.A	30/09/2022
<b>MYTILINEOS (CR)</b>	<b>Main Market</b>
ALPHA FINANCE INVESTMENT SERVICES SINGLE MEMBER SA	15/04/2019
BETA SECURITIES S.A.	11/04/2022
EUROBANK EQUITIES INVESTMENT FIRM SINGLE MEMBER SA	20/09/2017
MERIT SECURITIES S.A	25/02/2019
NATIONAL SECURITIES SINGLE MEMBER SA	02/01/1900
PIRAEUS SECURITIES S. A.	04/05/2015
<b>NATIONAL BANK (CR)</b>	<b>Main Market</b>
ALPHA FINANCE INVESTMENT SERVICES SINGLE MEMBER SA	09/01/2006
EUROBANK EQUITIES INVESTMENT FIRM SINGLE MEMBER SA	22/10/2006
HELLENIC AMERICAN SECURITIES S.A.	25/07/2014
LEON DEPOLAS SECURITIES S.A.	20/05/2015
MERIT SECURITIES S.A	03/09/2012
NATIONAL SECURITIES SINGLE MEMBER SA	02/01/1900
PIRAEUS SECURITIES S. A.	08/09/2008
<b>OPAP (CR)</b>	<b>Main Market</b>
ALPHA FINANCE INVESTMENT SERVICES SINGLE MEMBER SA	09/01/2006
BETA SECURITIES S.A.	11/04/2022
EUROBANK EQUITIES INVESTMENT FIRM SINGLE MEMBER SA	22/10/2006
HELLENIC AMERICAN SECURITIES S.A.	25/07/2014
MERIT SECURITIES S.A	20/03/2017
NATIONAL SECURITIES SINGLE MEMBER SA	02/01/1900
PIRAEUS SECURITIES S. A.	04/05/2015
<b>OTE (CR)</b>	<b>Main Market</b>
ALPHA FINANCE INVESTMENT SERVICES SINGLE MEMBER SA	09/01/2006
BETA SECURITIES S.A.	11/04/2022
EUROBANK EQUITIES INVESTMENT FIRM SINGLE MEMBER SA	22/10/2006
HELLENIC AMERICAN SECURITIES S.A.	25/07/2014
LEON DEPOLAS SECURITIES S.A.	20/04/2015
MERIT SECURITIES S.A	20/03/2017
NATIONAL SECURITIES SINGLE MEMBER SA	02/01/1900
PIRAEUS SECURITIES S. A.	08/09/2008
<b>P.P.A. S.A. (CR)</b>	<b>Main Market</b>
EUROBANK EQUITIES INVESTMENT FIRM SINGLE MEMBER SA	06/02/2019
<b>PAPOUTSANIS (CR)</b>	<b>Main Market</b>
BETA SECURITIES S.A.	25/11/2013
EUROBANK EQUITIES INVESTMENT FIRM SINGLE MEMBER SA	06/12/2021
<b>PETROPOULOS PETROS (CR)</b>	<b>Main Market</b>
EUROBANK EQUITIES INVESTMENT FIRM SINGLE MEMBER SA	01/04/2019
PANTELAKIS SECURITIES S.A.	16/03/2020
<b>PIRAEUS FINANCIAL HOLD (CR)</b>	<b>Main Market</b>
ALPHA FINANCE INVESTMENT SERVICES SINGLE MEMBER SA	15/04/2019
EUROBANK EQUITIES INVESTMENT FIRM SINGLE MEMBER SA	22/10/2006
EUROXX SECURITIES S.A.	15/02/2016
HELLENIC AMERICAN SECURITIES S.A.	25/07/2014
LEON DEPOLAS SECURITIES S.A.	30/11/2018
MERIT SECURITIES S.A	16/09/2013
NATIONAL SECURITIES SINGLE MEMBER SA	02/01/1900
PIRAEUS SECURITIES S. A.	16/02/2009
<b>PLAISIO COMPUTERS SA (CR)</b>	<b>Main Market</b>
EUROBANK EQUITIES INVESTMENT FIRM SINGLE MEMBER SA	02/03/2015
<b>PPC (CR)</b>	<b>Main Market</b>
ALPHA FINANCE INVESTMENT SERVICES SINGLE MEMBER SA	09/01/2006
BETA SECURITIES S.A.	01/02/2021
EUROBANK EQUITIES INVESTMENT FIRM SINGLE MEMBER SA	22/10/2006
HELLENIC AMERICAN SECURITIES S.A.	01/09/2014
MERIT SECURITIES S.A	06/11/2017
NATIONAL SECURITIES SINGLE MEMBER SA	02/01/1900
PIRAEUS SECURITIES S. A.	28/09/2009

## List of Stocks under Market Making operations

Securities	Stock Category
Market Maker	Start Market Making
<b>PREMA (CR)</b>	Main Market
BETA SECURITIES S.A.	01/06/2021
PANTELAKIS SECURITIES S.A.	23/12/2021
<b>PROFILE SA (CR)</b>	Main Market
PANTELAKIS SECURITIES S.A.	01/07/2019
<b>QUEST HOLDINGS (CR)</b>	Main Market
BETA SECURITIES S.A.	26/03/2018
EUROBANK EQUITIES INVESTMENT FIRM SINGLE MEMBER SA	28/01/2019
<b>SIDMA STEEL (CR)</b>	Main Market
LEON DEPOLAS SECURITIES S.A.	06/06/2022
<b>TECHNICAL OLYMPIC SA (CR)</b>	Main Market
BETA SECURITIES S.A.	04/04/2022
<b>TERNA ENERGY (CR)</b>	Main Market
EUROBANK EQUITIES INVESTMENT FIRM SINGLE MEMBER SA	24/05/2021
PIRAEUS SECURITIES S. A.	09/12/2019
<b>THRACE PLASTICS SA (CR)</b>	Main Market
ALPHA FINANCE INVESTMENT SERVICES SINGLE MEMBER SA	26/03/2018
EUROBANK EQUITIES INVESTMENT FIRM SINGLE MEMBER SA	26/03/2018
<b>TITAN CEMENT (CB)</b>	Main Market
BETA SECURITIES S.A.	01/02/2021
EUROBANK EQUITIES INVESTMENT FIRM SINGLE MEMBER SA	06/11/2019
PIRAEUS SECURITIES S. A.	18/01/2021
<b>TZIRAKIAN PROFIL (CR)</b>	Main Market
LEON DEPOLAS SECURITIES S.A.	19/07/2021
<b>UNIBIOS (CR)</b>	Main Market
LEON DEPOLAS SECURITIES S.A.	01/02/2021
<b>VIOHALCO SA/NV (CB)</b>	Main Market
ALPHA FINANCE INVESTMENT SERVICES SINGLE MEMBER SA	11/03/2008
EUROBANK EQUITIES INVESTMENT FIRM SINGLE MEMBER SA	04/03/2014
MERIT SECURITIES S.A	17/03/2014

Underlying Asset				Derivatives Market													
Price max	Price min	Closing price	change	Delivery Month	Open price	Price max	Price min	Last price	Closing price	Last Bid	Last Ask	Fixing price*	Life high	Life low	Trades	Volume	Open Interest
FTSE/Athex Large Cap																	(Trade Unit: 1 Index Point x 2€, Cash Settlement)
2,158.55	2,134.65	2,158.55	0.86%	November 2022	2,143.25	2,154.50	2,137.00	2,152.00	2,152.00	---	---	---	2,154.50	---	109	471	4,674
				December 2022	2,137.00	2,147.00	2,134.00	2,145.00	2,145.00	---	---	---	2,147.00	---	64	114	449
				January 2023	---	---	---	---	2,149.25	---	---	---	---	---	---	---	---
				March 2023	---	---	---	---	2,156.00	---	---	---	---	---	---	---	---
				June 2023	---	---	---	---	2,166.75	---	---	---	---	---	---	---	---
				September 2023	---	---	---	---	2,177.50	---	---	---	---	---	---	---	---
FTSE/Athex Banks																	(Trade Unit: 1 Index Point x 15€, Cash Settlement)
625.37	612.45	624.38	1.34%	December 2022	---	---	---	---	610.50	---	---	---	612.50	---	---	---	8
				March 2023	---	---	---	---	620.75	---	---	---	---	---	---	---	---
				June 2023	---	---	---	---	623.75	---	---	---	---	---	---	---	---
				September 2023	---	---	---	---	627.00	---	---	---	---	---	---	---	---

Underlying Asset				Derivatives Market													
Price max	Price min	Closing price	change	Delivery Month	Open price	Price max	Price min	Last price	Closing price	Last Bid	Last Ask	Fixing price*	Life high	Life low	Trades	Volume	Open Interest
ADMIE (IPTO) HOLDING S.A. (CR)				(Contract Size: 100 Securities, Physical Delivery)													
1.698	1.66	1.662	-0.48%	December 2022	1.69	1.69	1.67	1.67	1.67	---	---	---	1.97	---	18	114	5,722
				March 2023	1.67	1.67	1.67	1.67	1.67	---	---	---	1.93	---	1	2	2
				June 2023	---	---	---	---	1.69	---	---	---	---	---	---	---	---
				September 2023	---	---	---	---	1.70	---	---	---	---	---	---	---	---
ALPHA SERVICES HOLD (CR)				(Contract Size: 100 Securities, Physical Delivery)													
0.9796	0.9592	0.967	0.52%	December 2022	0.961	0.979	0.956	0.969	0.969	---	---	---	1.01	---	226	4,830	120,888
				March 2023	0.975	0.984	0.970	0.970	0.970	---	---	---	0.984	---	7	190	6
				June 2023	---	---	---	---	0.953	---	---	---	0.921	---	---	---	3
				September 2023	---	---	---	---	0.979	---	---	---	---	---	---	---	---
CC HBC AG (CR)				(Contract Size: 100 Securities, Physical Delivery)													
22.17	21.79	22.1	1.75%	December 2022	21.91	22.10	21.80	22.01	22.01	---	---	---	23.50	---	18	45	753
				March 2023	---	---	---	---	21.88	---	---	---	---	---	---	---	---
				June 2023	---	---	---	---	21.99	---	---	---	---	---	---	---	---
				September 2023	---	---	---	---	22.10	---	---	---	---	---	---	---	---
CENERGY HOLDINGS (CB)				(Contract Size: 100 Securities, Physical Delivery)													
2.925	2.875	2.905	-0.51%	December 2022	2.91	2.92	2.91	2.91	2.91	---	---	---	2.93	---	6	15	5,937
				March 2023	---	---	---	---	2.94	---	---	---	---	---	---	---	---
				June 2023	---	---	---	---	2.96	---	---	---	---	---	---	---	---
				September 2023	---	---	---	---	2.97	---	---	---	---	---	---	---	---
ELLAKTOR (CR)				(Contract Size: 100 Securities, Physical Delivery)													
1.72	1.69	1.696	-1.51%	December 2022	---	---	---	---	1.70	---	---	---	1.76	---	---	---	289
				March 2023	---	---	---	---	1.73	---	---	---	---	---	---	---	---
				June 2023	---	---	---	---	1.74	---	---	---	---	---	---	---	---
				September 2023	---	---	---	---	1.75	---	---	---	---	---	---	---	---
EUROBANK HOLDINGS (CR)				(Contract Size: 100 Securities, Physical Delivery)													
1.044	1.002	1.04	2.61%	December 2022	1.01	1.03	1.00	1.03	1.03	---	---	---	1.03	---	165	2,179	14,540
				March 2023	---	---	---	---	1.02	---	---	---	---	---	---	---	---
				June 2023	---	---	---	---	1.03	---	---	---	---	---	---	---	---
				September 2023	---	---	---	---	1.03	---	---	---	---	---	---	---	---
EYDAP S.A. (CR)				(Contract Size: 100 Securities, Physical Delivery)													
7.14	7.07	7.08	-0.28%	December 2022	7.05	7.05	7.01	7.01	7.01	---	---	---	7.82	---	2	10	273
				March 2023	---	---	---	---	7.15	---	---	---	---	---	---	---	---
				June 2023	---	---	---	---	7.19	---	---	---	---	---	---	---	---
				September 2023	---	---	---	---	7.22	---	---	---	---	---	---	---	---

Derivatives notes

Fixing prices and final open positions can be retrieved from the following path <http://www.helex.gr/el/web/guest/statistics-end-of-day-derivatives>



Underlying Asset				Derivatives Market													
Price max	Price min	Closing price	change	Delivery Month	Open price	Price max	Price min	Last price	Closing price	Last Bid	Last Ask	Fixing price*	Life high	Life low	Trades	Volume	Open Interest
FOURLIS (CR)				(Contract Size: 100 Securities, Physical Delivery)													
2.89	2.79	2.85	3.26%	December 2022	2.85	2.88	2.85	2.88	2.88	---	---		3.05	---	18	51	1,423
				March 2023	---	---	---	---	2.78	---	---		---	---	---	---	---
				June 2023	---	---	---	---	2.79	---	---		---	---	---	---	---
				September 2023	---	---	---	---	2.81	---	---		---	---	---	---	---
GEK TERNA (CR)				(Contract Size: 101 Securities, Physical Delivery)													
9.65	9.52	9.6	0.10%	December 2022	9.66	9.66	9.56	9.58	9.58	---	---		9.85	---	14	42	7,882
				March 2023	---	---	---	---	9.76	---	---		9.86	---	---	---	181
				June 2023	---	---	---	---	9.71	---	---		---	---	---	---	---
				September 2023	---	---	---	---	9.76	---	---		---	---	---	---	---
HELLENIC EXCHANGES-A.S.E. (CR)				(Contract Size: 100 Securities, Physical Delivery)													
3.205	3.145	3.205	1.10%	December 2022	3.22	3.23	3.18	3.20	3.20	---	---		3.26	---	18	81	965
				March 2023	---	---	---	---	3.19	---	---		---	---	---	---	---
				June 2023	---	---	---	---	3.21	---	---		---	---	---	---	---
				September 2023	---	---	---	---	3.23	---	---		---	---	---	---	---
HELLENiQ ENERGY (CR)				(Contract Size: 100 Securities, Physical Delivery)													
6.62	6.56	6.6	1.07%	December 2022	6.59	6.60	6.55	6.59	6.59	---	---		6.93	---	12	33	984
				March 2023	---	---	---	---	6.58	---	---		---	---	---	---	---
				June 2023	---	---	---	---	6.61	---	---		---	---	---	---	---
				September 2023	---	---	---	---	6.64	---	---		---	---	---	---	---
INTRACOM HOLDINGS (CR)				(Contract Size: 108 Securities, Physical Delivery)													
1.69	1.648	1.662	0.85%	December 2022	1.66	1.69	1.66	1.66	1.66	---	---		1.73	1.51	5	16	3,857
				March 2023	---	---	---	---	1.66	---	---		---	---	---	---	---
				June 2023	---	---	---	---	1.67	---	---		---	---	---	---	---
				September 2023	---	---	---	---	1.68	---	---		---	---	---	---	---
JUMBO SA (CR)				(Contract Size: 100 Securities, Physical Delivery)													
15	14.79	15	0.00%	December 2022	14.50	14.60	14.39	14.46	14.46	---	---		14.83	---	21	35	1,032
				March 2023	---	---	---	---	15.11	---	---		---	---	---	---	---
				June 2023	---	---	---	---	15.19	---	---		---	---	---	---	---
				September 2023	---	---	---	---	15.26	---	---		---	---	---	---	---
LAMDA DEVELOPMENT SA (CR)				(Contract Size: 100 Securities, Physical Delivery)													
6.06	5.93	5.98	-0.33%	December 2022	6.02	6.05	5.97	6.03	6.03	---	---		6.26	---	21	100	4,376
				March 2023	---	---	---	---	6.04	---	---		---	---	---	---	---
				June 2023	---	---	---	---	6.07	---	---		---	---	---	---	---
				September 2023	---	---	---	---	6.11	---	---		---	---	---	---	---

Derivatives notes

Fixing prices and final open positions can be retrieved from the following path
<http://www.helex.gr/el/web/guest/statistics-end-of-day-derivatives>

Underlying Asset				Derivatives Market													
Price max	Price min	Closing price	change	Delivery Month	Open price	Price max	Price min	Last price	Closing price	Last Bid	Last Ask	Fixing price*	Life high	Life low	Trades	Volume	Open Interest
MARFIN INVESTMENT GROUP (CR)				(Contract Size: 100 Securities, Physical Delivery)													
0.0289	0.0279	0.0282	0.36%	December 2022	0.029	0.029	0.029	0.029	0.029	---	---	---	0.031	---	1	1	12,980
				March 2023	---	---	---	---	0.028	---	---	---	---	---	---	---	---
				June 2023	---	---	---	---	0.028	---	---	---	---	---	---	---	---
				September 2023	---	---	---	---	0.029	---	---	---	---	---	---	---	---
MOTOR OIL (CR)				(Contract Size: 100 Securities, Physical Delivery)													
17.95	17.73	17.93	0.17%	December 2022	16.81	17.00	16.81	17.00	17.00	---	---	---	17.90	---	2	12	377
				March 2023	---	---	---	---	18.03	---	---	---	---	---	---	---	---
				June 2023	---	---	---	---	18.12	---	---	---	---	---	---	---	---
				September 2023	---	---	---	---	18.21	---	---	---	---	---	---	---	---
MYTILINEOS (CR)				(Contract Size: 100 Securities, Physical Delivery)													
17.16	16.83	17.08	0.41%	December 2022	16.97	17.17	16.97	17.01	17.01	---	---	---	17.17	---	46	132	1,987
				March 2023	---	---	---	---	17.14	---	---	---	---	---	---	---	---
				June 2023	---	---	---	---	17.22	---	---	---	---	---	---	---	---
				September 2023	---	---	---	---	17.31	---	---	---	---	---	---	---	---
NATIONAL BANK (CR)				(Contract Size: 100 Securities, Physical Delivery)													
3.815	3.71	3.769	0.75%	December 2022	3.71	3.79	3.69	3.74	3.74	---	---	---	3.79	---	128	1,402	20,602
				March 2023	3.77	3.78	3.77	3.78	3.78	---	---	---	3.78	---	3	28	78
				June 2023	---	---	---	---	3.79	---	---	---	---	---	---	---	---
				September 2023	---	---	---	---	3.81	---	---	---	---	---	---	---	---
OPAP (CR)				(Contract Size: 100 Securities, Physical Delivery)													
13.09	12.88	13.09	1.08%	December 2022	12.91	13.00	12.89	13.00	13.00	---	---	---	13.63	---	28	126	1,709
				March 2023	---	---	---	---	13.05	---	---	---	---	---	---	---	---
				June 2023	---	---	---	---	13.11	---	---	---	---	---	---	---	---
				September 2023	---	---	---	---	13.18	---	---	---	---	---	---	---	---
OTE (CR)				(Contract Size: 100 Securities, Physical Delivery)													
16	15.76	16	1.01%	December 2022	15.84	15.95	15.84	15.94	15.94	---	---	---	16.00	---	14	30	2,246
				March 2023	---	---	---	---	15.96	---	---	---	---	---	---	---	---
				June 2023	---	---	---	---	16.04	---	---	---	---	---	---	---	---
				September 2023	---	---	---	---	16.12	---	---	---	---	---	---	---	---
P.P.A. S.A. (CR)				(Contract Size: 100 Securities, Physical Delivery)													
16.5	16.3	16.46	0.37%	December 2022	16.43	16.43	16.38	16.38	16.38	---	---	---	16.43	---	2	9	557
				March 2023	---	---	---	---	16.52	---	---	---	---	---	---	---	---
				June 2023	---	---	---	---	16.60	---	---	---	---	---	---	---	---
				September 2023	---	---	---	---	16.69	---	---	---	---	---	---	---	---

Derivatives notes

Fixing prices and final open positions can be retrieved from the following path <http://www.helex.gr/el/web/guest/statistics-end-of-day-derivatives>

Underlying Asset				Derivatives Market													
Price max	Price min	Closing price	change	Delivery Month	Open price	Price max	Price min	Last price	Closing price	Last Bid	Last Ask	Fixing price*	Life high	Life low	Trades	Volume	Open Interest
PIRAEUS FINANCIAL HOLD (CR)				(Contract Size: 100 Securities, Physical Delivery)													
1.3	1.27	1.29	0.94%	December 2022	1.28	1.30	1.26	1.28	1.28	---	---	---	1.30	---	113	1,645	38,444
				March 2023	---	---	---	---	1.29	---	---	---	---	---	---	---	---
				June 2023	---	---	---	---	1.29	---	---	---	---	---	---	---	---
				September 2023	---	---	---	---	1.30	---	---	---	---	---	---	---	---
PPC (CR)				(Contract Size: 100 Securities, Physical Delivery)													
6.33	6.18	6.25	0.48%	December 2022	6.19	6.35	6.17	6.25	6.25	---	---	---	6.44	---	103	852	24,851
				March 2023	6.37	6.41	6.37	6.41	6.41	---	---	---	6.44	---	2	11	521
				June 2023	---	---	---	---	6.30	---	---	---	---	---	---	---	---
				September 2023	---	---	---	---	6.33	---	---	---	---	---	---	---	---
TERNA ENERGY (CR)				(Contract Size: 100 Securities, Physical Delivery)													
19.06	18.85	18.85	0.00%	December 2022	19.04	19.08	18.87	18.87	18.87	---	---	---	19.21	---	30	33	6,381
				March 2023	---	---	---	---	18.99	---	---	---	---	---	---	---	---
				June 2023	---	---	---	---	19.08	---	---	---	---	---	---	---	---
				September 2023	---	---	---	---	19.18	---	---	---	---	---	---	---	---
TITAN CEMENT (CB)				(Contract Size: 100 Securities, Physical Delivery)													
11.72	11.46	11.66	1.74%	December 2022	11.53	11.72	11.53	11.69	11.69	---	---	---	12.18	---	20	58	1,258
				March 2023	---	---	---	---	11.54	---	---	---	---	---	---	---	---
				June 2023	---	---	---	---	11.60	---	---	---	---	---	---	---	---
				September 2023	---	---	---	---	11.66	---	---	---	---	---	---	---	---
VIOHALCO SA/NV (CB)				(Contract Size: 100 Securities, Physical Delivery)													
3.92	3.78	3.88	2.11%	December 2022	3.84	3.91	3.81	3.89	3.89	---	---	---	3.91	---	22	127	4,153
				March 2023	---	---	---	---	3.83	---	---	---	---	---	---	---	---
				June 2023	---	---	---	---	3.85	---	---	---	---	---	---	---	---
				September 2023	---	---	---	---	3.87	---	---	---	---	---	---	---	---

## FTSE/Athex Large Cap

(Trade Unit: 1 Index Point x 2€ - Exercise Style: European, Cash Settlement)

Call Options																Put Options																					
November 2022								December 2022								Other Months		November 2022								December 2022								Other Months			
Exerise Price	Open price	Price max	Price min	Last price	Closing price	Volume	Open Interest	Open price	Price max	Price min	Last price	Closing price	Volume	Open Interest	Volume	Open Interest	Open price	Price max	Price min	Last price	Closing price	Volume	Open Interest	Open price	Price max	Price min	Last price	Closing price	Volume	Open Interest	Volume	Open Interest	Exerise Price				
1,725	-	-	-	-	-	-	-	0.00	0.00	0.00	-	408.00	-	-			-	-	-	-	-	-	-	0.00	0.00	0.00	-	0.88	-	-			1,725				
1,750	-	-	-	-	-	-	-	0.00	0.00	0.00	-	383.00	-	-			-	-	-	-	-	-	-	0.00	0.00	0.00	-	1.30	-	-			1,750				
1,775	0.00	0.00	0.00	-	361.00	-	-	0.00	0.00	0.00	-	359.00	-	-			0.00	0.00	0.00	-	0.01	-	-	0.00	0.00	0.00	-	2.00	-	-			1,775				
1,800	0.00	0.00	0.00	-	336.00	-	-	0.00	0.00	0.00	-	335.00	-	-			0.00	0.00	0.00	-	0.03	-	-	0.00	0.00	0.00	-	2.90	-	-			1,800				
1,825	0.00	0.00	0.00	-	311.00	-	-	0.00	0.00	0.00	-	311.00	-	-			0.00	0.00	0.00	-	0.07	-	-	0.00	0.00	0.00	-	4.20	-	-			1,825				
1,850	0.00	0.00	0.00	-	286.00	-	-	0.00	0.00	0.00	-	288.00	-	-			0.00	0.00	0.00	-	0.17	-	20	0.00	0.00	0.00	-	5.80	-	-			1,850				
1,875	0.00	0.00	0.00	-	261.00	-	-	0.00	0.00	0.00	-	265.00	-	-			0.00	0.00	0.00	-	0.35	-	30	0.00	0.00	0.00	-	8.00	-	-			1,875				
1,900	0.00	0.00	0.00	-	237.00	-	40	0.00	0.00	0.00	-	243.00	-	-			0.00	0.00	0.00	-	0.71	-	24	0.00	0.00	0.00	-	10.75	-	-			1,900				
1,925	0.00	0.00	0.00	-	212.00	-	20	0.00	0.00	0.00	-	222.00	-	-			0.00	0.00	0.00	-	1.30	-	20	0.00	0.00	0.00	-	14.25	-	-			1,925				
1,950	0.00	0.00	0.00	-	188.00	-	20	0.00	0.00	0.00	-	201.00	-	-			0.00	0.00	0.00	-	2.40	-	-	0.00	0.00	0.00	-	18.50	-	-			1,950				
1,975	0.00	0.00	0.00	-	165.00	-	1	0.00	0.00	0.00	-	181.00	-	-			0.00	0.00	0.00	-	4.10	-	-	0.00	0.00	0.00	-	23.50	-	-			1,975				
2,000	0.00	0.00	0.00	-	143.00	-	20	0.00	0.00	0.00	-	162.00	-	19			0.00	0.00	0.00	-	6.60	-	64	0.00	0.00	0.00	-	29.75	-	-			2,000				
2,050	0.00	0.00	0.00	-	102.00	-	1	0.00	0.00	0.00	-	128.00	-	20			0.00	0.00	0.00	-	15.50	-	156	37.75	37.75	37.25	37.25	37.25	40	60			2,050				
2,100	59.50	59.50	59.50	59.50	59.50	1	5	0.00	0.00	0.00	-	98.50	-	40			28.00	59.50	18.75	18.75	18.75	41	77	0.00	0.00	0.00	-	65.50	-	-			2,100				
2,150	0.00	0.00	0.00	-	41.00	-	21	0.00	0.00	0.00	-	73.50	-	2			36.75	0.00	36.75	36.75	36.75	10	20	0.00	0.00	0.00	-	90.50	-	20			2,150				
2,200	0.00	0.00	0.00	-	22.75	-	33	0.00	0.00	0.00	-	53.50	-	-			0.00	0.00	0.00	-	86.50	-	-	115.00	115.00	115.00	115.00	115.00	1	-			2,200				
2,250	0.00	0.00	0.00	-	11.50	-	-	0.00	0.00	0.00	-	38.00	-	-			0.00	0.00	0.00	-	125.00	-	-	0.00	0.00	0.00	-	155.00	-	-			2,250				
2,300	0.00	0.00	0.00	-	5.30	-	-	0.00	0.00	0.00	-	26.25	-	-			0.00	0.00	0.00	-	169.00	-	-	0.00	0.00	0.00	-	193.00	-	-			2,300				
2,350	0.00	0.00	0.00	-	2.20	-	-	0.00	0.00	0.00	-	17.50	-	-			0.00	0.00	0.00	-	216.00	-	-	0.00	0.00	0.00	-	234.00	-	-			2,350				
2,400	0.00	0.00	0.00	-	0.83	-	-	0.00	0.00	0.00	-	11.50	-	-			0.00	0.00	0.00	-	264.00	-	-	0.00	0.00	0.00	-	278.00	-	-			2,400				
2,450	0.00	0.00	0.00	-	0.28	-	-	0.00	0.00	0.00	-	7.30	-	-			0.00	0.00	0.00	-	314.00	-	-	0.00	0.00	0.00	-	324.00	-	-			2,450				
2,500	-	-	-	-	-	-	-	0.00	0.00	0.00	-	4.50	-	-			-	-	-	-	-	-	-	0.00	0.00	0.00	-	371.00	-	-			2,500				
2,550	-	-	-	-	-	-	-	0.00	0.00	0.00	-	2.80	-	-			-	-	-	-	-	-	-	0.00	0.00	0.00	-	419.00	-	-			2,550				
2,600	-	-	-	-	-	-	-	0.00	0.00	0.00	-	1.60	-	-			-	-	-	-	-	-	-	0.00	0.00	0.00	-	468.00	-	-			2,600				
2,650	-	-	-	-	-	-	-	0.00	0.00	0.00	-	0.94	-	-			-	-	-	-	-	-	-	0.00	0.00	0.00	-	517.00	-	-			2,650				
Totals:						1	161							0	81	0	0							51	411							41	80	0	0		
Number of Trades:						1								0		0								4								3		0			

ALPHA SERVICES HOLD (CR)

(Contract Size: 100 Securities, Exercise Style: American, Physical Delivery)

Call Options																Put Options																				
November 2022								December 2022								Other Months		November 2022								December 2022								Other Months		
Exercise Price	Open price	Price max	Price min	Last price	Closing price	Volume	Open Interest	Open price	Price max	Price min	Last price	Closing price	Volume	Open Interest	Volume	Open Interest	Open price	Price max	Price min	Last price	Closing price	Volume	Open Interest	Open price	Price max	Price min	Last price	Closing price	Volume	Open Interest	Volume	Open Interest	Exercise Price			
0.500						-	-	0.000	0.000	0.000		0.463	-	-								-	-	0.000	0.000	0.000		0.001	-	-			0.005			
0.550	0.000	0.000	0.000		0.412	-	-	0.000	0.000	0.000		0.413	-	-			0.000	0.000	0.000		0.001	-	-	0.000	0.000	0.000		0.001	-	-			0.006			
0.600	0.000	0.000	0.000		0.362	-	-	0.000	0.000	0.000		0.363	-	-			0.000	0.000	0.000		0.001	-	-	0.000	0.000	0.000		0.001	-	-			0.006			
0.650	0.000	0.000	0.000		0.313	-	-	0.000	0.000	0.000		0.314	-	-			0.000	0.000	0.000		0.001	-	-	0.000	0.000	0.000		0.001	-	-			0.007			
0.700	0.000	0.000	0.000		0.263	-	-	0.000	0.000	0.000		0.264	-	-			0.000	0.000	0.000		0.001	-	-	0.000	0.000	0.000		0.001	-	-			0.007			
0.750	0.000	0.000	0.000		0.213	-	-	0.000	0.000	0.000		0.216	-	-			0.000	0.000	0.000		0.001	-	-	0.000	0.000	0.000		0.002	-	-			0.008			
0.800	0.000	0.000	0.000		0.166	-	-	0.000	0.000	0.000		0.171	-	-			0.000	0.000	0.000		0.003	-	-	0.000	0.000	0.000		0.007	-	-			0.008			
0.850	0.000	0.000	0.000		0.122	-	-	0.000	0.000	0.000		0.129	-	-			0.000	0.000	0.000		0.010	-	-	0.000	0.000	0.000		0.015	-	-			0.009			
0.900	0.000	0.000	0.000		0.084	-	-	0.000	0.000	0.000		0.094	-	-			0.000	0.000	0.000		0.022	-	-	0.000	0.000	0.000		0.030	-	-			0.009			
0.950	0.000	0.000	0.000		0.055	-	-	0.000	0.000	0.000		0.065	-	-			0.000	0.000	0.000		0.042	-	-	0.000	0.000	0.000		0.051	-	-			0.010			
1.000	0.000	0.000	0.000		0.033	-	-	0.000	0.000	0.000		0.042	-	-			0.000	0.000	0.000		0.070	-	-	0.000	0.000	0.000		0.078	-	-			0.010			
1.100	0.000	0.000	0.000		0.010	-	-	0.000	0.000	0.000		0.016	-	-			0.000	0.000	0.000		0.147	-	-	0.000	0.000	0.000		0.152	-	-			0.011			
1.200	0.000	0.000	0.000		0.002	-	-	0.000	0.000	0.000		0.005	-	-			0.000	0.000	0.000		0.240	-	-	0.000	0.000	0.000		0.241	-	-			0.012			
1.300	0.000	0.000	0.000		0.001	-	-	0.000	0.000	0.000		0.001	-	-			0.000	0.000	0.000		0.338	-	-	0.000	0.000	0.000		0.338	-	-			0.013			
1.400	0.000	0.000	0.000		0.001	-	-	0.000	0.000	0.000		0.002	-	-			0.000	0.000	0.000		0.438	-	-	0.000	0.000	0.000		0.438	-	-			0.014			
1.500	0.000	0.000	0.000		0.001	-	-	0.000	0.000	0.000		0.001	-	-			0.000	0.000	0.000		0.538	-	-	0.000	0.000	0.000		0.538	-	-			0.015			
1.600						-	-	0.000	0.000	0.000		0.001	-	-								-	-	0.000	0.000	0.000		0.638	-	-			0.016			
1.700						-	-	0.000	0.000	0.000		0.001	-	-								-	-	0.000	0.000	0.000		0.738	-	-			0.017			
1.800						-	-	0.000	0.000	0.000		0.001	-	-								-	-	0.000	0.000	0.000		0.838	-	-			0.018			
1.900						-	-	0.000	0.000	0.000		0.001	-	-								-	-	0.000	0.000	0.000		0.938	-	-			0.019			
Totals:						0	0							0	0	0	0							0	0			0	0	0	0					
Number of Trades:						0								0		0								0.00				0		0						

NATIONAL BANK (CR)

(Contract Size: 100 Securities, Exercise Style: American, Physical Delivery)

Call Options															Put Options																				
November 2022								December 2022							Other Months		November 2022								December 2022							Other Months			
Exercise Price	Open price	Price max	Price min	Last price	Closing price	Volume	Open Interest	Open price	Price max	Price min	Last price	Closing price	Volume	Open Interest	Volume	Open Interest	Open price	Price max	Price min	Last price	Closing price	Volume	Open Interest	Open price	Price max	Price min	Last price	Closing price	Volume	Open Interest	Volume	Open Interest	Exercise Price		
1.800						-	-	0.000	0.000	0.000		1.94	-	-								-	-	0.000	0.000	0.000		0.001	-	-			0.018		
1.900						-	-	0.000	0.000	0.000		1.84	-	-								-	-	0.000	0.000	0.000		0.001	-	-			0.019		
2.000	0.000	0.000	0.000		1.74	-	-	0.000	0.000	0.000		1.74	-	-			0.000	0.000	0.000		0.001	-	-	0.000	0.000	0.000		0.001	-	-			0.020		
2.200	0.000	0.000	0.000		1.54	-	-	0.000	0.000	0.000		1.55	-	-			0.000	0.000	0.000		0.001	-	-	0.000	0.000	0.000		0.001	-	-			0.022		
2.400	0.000	0.000	0.000		1.34	-	-	0.000	0.000	0.000		1.35	-	-			0.000	0.000	0.000		0.002	-	-	0.000	0.000	0.000		0.001	-	-			0.024		
2.600	0.000	0.000	0.000		1.14	-	-	0.000	0.000	0.000		1.15	-	-			0.000	0.000	0.000		0.001	-	-	0.000	0.000	0.000		0.001	-	-			0.026		
2.800	0.000	0.000	0.000		0.942	-	-	0.000	0.000	0.000		0.949	-	-			0.000	0.000	0.000		0.001	-	-	0.000	0.000	0.000		0.003	-	-			0.028		
3.000	0.000	0.000	0.000		0.742	-	-	0.000	0.000	0.000		0.757	-	-			0.000	0.000	0.000		0.001	-	6	0.000	0.000	0.000		0.010	-	-			0.030		
3.200	0.000	0.000	0.000		0.544	-	3	0.000	0.000	0.000		0.577	-	-			0.000	0.000	0.000		0.001	-	-	0.000	0.000	0.000		0.029	-	-			0.032		
3.400	0.000	0.000	0.000		0.354	-	4	0.000	0.000	0.000		0.418	-	-			0.000	0.000	0.000		0.012	-	-	0.000	0.000	0.000		0.070	-	-			0.034		
3.600	0.000	0.000	0.000		0.193	-	-	0.000	0.000	0.000		0.284	-	-			0.000	0.000	0.000		0.051	-	-	0.000	0.000	0.000		0.136	-	-			0.036		
3.800	0.000	0.000	0.000		0.084	-	-	0.000	0.000	0.000		0.184	-	-			0.000	0.000	0.000		0.141	-	-	0.000	0.000	0.000		0.235	-	-			0.038		
4.000	0.000	0.000	0.000		0.028	-	-	0.000	0.000	0.000		0.111	-	-			0.000	0.000	0.000		0.286	-	-	0.000	0.000	0.000		0.363	-	-			0.040		
4.400	0.000	0.000	0.000		0.001	-	-	0.000	0.000	0.000		0.034	-	-			0.000	0.000	0.000		0.660	-	-	0.000	0.000	0.000		0.687	-	-			0.044		
4.800	0.000	0.000	0.000		0.001	-	-	0.000	0.000	0.000		0.008	-	-			0.000	0.000	0.000		1.06	-	-	0.000	0.000	0.000		1.06	-	-			0.048		
5.200	0.000	0.000	0.000		0.001	-	-	0.000	0.000	0.000		0.002	-	-			0.000	0.000	0.000		1.46	-	-	0.000	0.000	0.000		1.46	-	-			0.052		
5.600	0.000	0.000	0.000		0.001	-	-	0.000	0.000	0.000		0.001	-	-			0.000	0.000	0.000		1.86	-	-	0.000	0.000	0.000		1.86	-	-			0.056		
6.000						-	-	0.000	0.000	0.000		0.001	-	-								-	-	0.000	0.000	0.000		2.26	-	-			0.060		
Totals:						0	7							0	0	0	0							0	6							0	0	0	0
Number of Trades:						0								0		0							0.00								0		0		

OPAP (CR)

(Contract Size: 100 Securities, Exercise Style: American, Physical Delivery)

Call Options																Put Options																				
November 2022								December 2022								Other Months		November 2022								December 2022								Other Months		
Exerise Price	Open price	Price max	Price min	Last price	Closing price	Volume	Open Interest	Open price	Price max	Price min	Last price	Closing price	Volume	Open Interest	Volume	Open Interest	Open price	Price max	Price min	Last price	Closing price	Volume	Open Interest	Open price	Price max	Price min	Last price	Closing price	Volume	Open Interest	Volume	Open Interest	Exerise Price			
8.800	0.000	0.000	0.000		4.16	-	-	0.000	0.000	0.000		4.17	-	-			0.000	0.000	0.000		0.001	-	-	0.000	0.000	0.000		0.001	-	-			0.088			
9.200	0.000	0.000	0.000		3.76	-	-	0.000	0.000	0.000		3.77	-	-			0.000	0.000	0.000		0.001	-	-	0.000	0.000	0.000		0.001	-	-			0.092			
9.600	0.000	0.000	0.000		3.36	-	-	0.000	0.000	0.000		3.37	-	-			0.000	0.000	0.000		0.001	-	-	0.000	0.000	0.000		0.001	-	-			0.096			
10.000	0.000	0.000	0.000		2.96	-	-	0.000	0.000	0.000		2.97	-	-			0.000	0.000	0.000		0.001	-	-	0.000	0.000	0.000		0.001	-	-			0.100			
11.000	0.000	0.000	0.000		1.96	-	-	0.000	0.000	0.000		1.99	-	-			0.000	0.000	0.000		0.001	-	-	0.000	0.000	0.000		0.016	-	-			0.110			
12.000	0.000	0.000	0.000		0.979	-	2	0.000	0.000	0.000		1.10	-	-			0.000	0.000	0.000		0.020	-	63	0.000	0.000	0.000		0.127	-	-			0.120			
13.000	0.000	0.000	0.000		0.252	-	15	0.000	0.000	0.000		0.469	-	40			0.000	0.000	0.000		0.293	-	-	0.000	0.000	0.000		0.491	-	-			0.130			
14.000	0.000	0.000	0.000		0.022	-	-	0.000	0.000	0.000		0.144	-	-			0.000	0.000	0.000		1.06	-	-	0.000	0.000	0.000		1.17	-	-			0.140			
15.000	0.000	0.000	0.000		0.001	-	-	0.000	0.000	0.000		0.033	-	-			0.000	0.000	0.000		2.05	-	-	0.000	0.000	0.000		2.06	-	-			0.150			
16.000	0.000	0.000	0.000		0.001	-	-	0.000	0.000	0.000		0.005	-	-			0.000	0.000	0.000		3.05	-	-	0.000	0.000	0.000		3.05	-	-			0.160			
17.000	0.000	0.000	0.000		0.002	-	-	0.000	0.000	0.000		0.001	-	-			0.000	0.000	0.000		4.05	-	-	0.000	0.000	0.000		4.05	-	-			0.170			
18.000	0.000	0.000	0.000		0.001	-	-	0.000	0.000	0.000		0.001	-	-			0.000	0.000	0.000		5.05	-	-	0.000	0.000	0.000		5.05	-	-			0.180			
19.000	0.000	0.000	0.000		0.001	-	-	0.000	0.000	0.000		0.001	-	-			0.000	0.000	0.000		6.05	-	-	0.000	0.000	0.000		6.05	-	-			0.190			
20.000						-	-	0.000	0.000	0.000		0.001	-	-								-	-	0.000	0.000	0.000		7.05	-	-			0.200			
Totals:						0	17							0	40	0	0							0	63							0	0	0	0	
Number of Trades:						0								0		0							0.00								0		0			

OTE (CR)

(Contract Size: 100 Securities, Exercise Style: American, Physical Delivery)

Call Options															Put Options																				
November 2022								December 2022							Other Months		November 2022								December 2022							Other Months			
Exercise Price	Open price	Price max	Price min	Last price	Closing price	Volume	Open Interest	Open price	Price max	Price min	Last price	Closing price	Volume	Open Interest	Volume	Open Interest	Open price	Price max	Price min	Last price	Closing price	Volume	Open Interest	Open price	Price max	Price min	Last price	Closing price	Volume	Open Interest	Volume	Open Interest	Exercise Price		
9.600	0.000	0.000	0.000		6.25	-	-	0.000	0.000	0.000		6.26	-	-			0.000	0.000	0.000		0.001	-	-	0.000	0.000	0.000		0.001	-	-			0.096		
10.000	0.000	0.000	0.000		5.85	-	-	0.000	0.000	0.000		5.86	-	-			0.000	0.000	0.000		0.001	-	-	0.000	0.000	0.000		0.001	-	-			0.100		
11.000	0.000	0.000	0.000		4.85	-	-	0.000	0.000	0.000		4.87	-	-			0.000	0.000	0.000		0.001	-	-	0.000	0.000	0.000		0.001	-	-			0.110		
12.000	0.000	0.000	0.000		3.85	-	-	0.000	0.000	0.000		3.87	-	-			0.000	0.000	0.000		0.001	-	-	0.000	0.000	0.000		0.001	-	-			0.120		
13.000	0.000	0.000	0.000		2.85	-	-	0.000	0.000	0.000		2.88	-	-			0.000	0.000	0.000		0.001	-	-	0.000	0.000	0.000		0.014	-	-			0.130		
14.000	0.000	0.000	0.000		1.85	-	-	0.000	0.000	0.000		1.95	-	-			0.000	0.000	0.000		0.002	-	-	0.000	0.000	0.000		0.080	-	-			0.140		
15.000	0.000	0.000	0.000		0.915	-	5	0.000	0.000	0.000		1.16	-	-			0.000	0.000	0.000		0.063	-	-	0.234	0.235	0.234	0.235	0.235	50	0			0.150		
16.000	0.000	0.000	0.000		0.268	-	47	0.000	0.000	0.000		0.591	-	-			0.000	0.000	0.000		0.417	-	-	0.000	0.000	0.000		0.717	-	-			0.160		
17.000	0.000	0.000	0.000		0.038	-	20	0.000	0.000	0.000		0.254	-	5			0.000	0.000	0.000		1.19	-	-	0.000	0.000	0.000		1.38	-	-			0.170		
18.000	0.000	0.000	0.000		0.002	-	-	0.000	0.000	0.000		0.092	-	-			0.000	0.000	0.000		2.16	-	-	0.000	0.000	0.000		2.22	-	-			0.180		
19.000	0.000	0.000	0.000		0.001	-	-	0.000	0.000	0.000		0.028	-	-			0.000	0.000	0.000		3.16	-	-	0.000	0.000	0.000		3.17	-	-			0.190		
20.000	0.000	0.000	0.000		0.001	-	-	0.000	0.000	0.000		0.007	-	-			0.000	0.000	0.000		4.16	-	-	0.000	0.000	0.000		4.16	-	-			0.200		
22.000	0.000	0.000	0.000		0.001	-	-	0.000	0.000	0.000		0.001	-	-			0.000	0.000	0.000		6.16	-	-	0.000	0.000	0.000		6.16	-	-			0.220		
24.000	0.000	0.000	0.000		0.001	-	-	0.000	0.000	0.000		0.001	-	-			0.000	0.000	0.000		8.16	-	-	0.000	0.000	0.000		8.16	-	-			0.240		
26.000						-	-	0.000	0.000	0.000		0.001	-	-								-	-	0.000	0.000	0.000		10.16	-	-			0.260		
Totals:						0	72							0	5	0	0							0	0							50	0	0	0
Number of Trades:							0							0		0							0.00							3			0		



PIRAEUS FINANCIAL HOLD (CR)

(Contract Size: 100 Securities, Exercise Style: American, Physical Delivery)

Call Options																Put Options																			
Exerise Price	November 2022							December 2022							Other Months		November 2022							December 2022							Other Months		Exerise Price		
	Open price	Price max	Price min	Last price	Closing price	Volume	Open Interest	Open price	Price max	Price min	Last price	Closing price	Volume	Open Interest	Volume	Open Interest	Open price	Price max	Price min	Last price	Closing price	Volume	Open Interest	Open price	Price max	Price min	Last price	Closing price	Volume	Open Interest	Volume	Open Interest			
0.500						-	-	0.000	0.000	0.000		0.781	-	-								-	-	0.000	0.000	0.000		0.001	-	-			0.005		
0.550						-	-	0.000	0.000	0.000		0.731	-	-								-	-	0.000	0.000	0.000		0.001	-	-			0.006		
0.600						-	-	0.000	0.000	0.000		0.681	-	-								-	-	0.000	0.000	0.000		0.001	-	-			0.006		
0.650						-	-	0.000	0.000	0.000		0.632	-	-								-	-	0.000	0.000	0.000		0.001	-	-			0.007		
0.700						-	-	0.000	0.000	0.000		0.582	-	-								-	-	0.000	0.000	0.000		0.001	-	-			0.007		
0.750	0.000	0.000	0.000		0.531	-	-	0.000	0.000	0.000		0.532	-	-			0.000	0.000	0.000		0.001	-	-	0.000	0.000	0.000		0.001	-	-			0.008		
0.800	0.000	0.000	0.000		0.481	-	-	0.000	0.000	0.000		0.482	-	-			0.000	0.000	0.000		0.001	-	-	0.000	0.000	0.000		0.002	-	-			0.008		
0.850	0.000	0.000	0.000		0.431	-	-	0.000	0.000	0.000		0.432	-	-			0.000	0.000	0.000		0.002	-	-	0.000	0.000	0.000		0.001	-	-			0.009		
0.900	0.000	0.000	0.000		0.381	-	-	0.000	0.000	0.000		0.383	-	-			0.000	0.000	0.000		0.001	-	-	0.000	0.000	0.000		0.001	-	-			0.009		
0.950	0.000	0.000	0.000		0.331	-	-	0.000	0.000	0.000		0.334	-	-			0.000	0.000	0.000		0.001	-	-	0.000	0.000	0.000		0.002	-	-			0.010		
1.000	0.000	0.000	0.000		0.282	-	-	0.000	0.000	0.000		0.286	-	-			0.000	0.000	0.000		0.001	-	2	0.000	0.000	0.000		0.004	-	-			0.010		
1.100	0.000	0.000	0.000		0.187	-	-	0.000	0.000	0.000		0.198	-	-			0.000	0.000	0.000		0.006	-	5	0.000	0.000	0.000		0.016	-	-			0.011		
1.200	0.000	0.000	0.000		0.106	-	-	0.000	0.000	0.000		0.125	-	-			0.000	0.000	0.000		0.026	-	-	0.000	0.000	0.000		0.043	-	-			0.012		
1.300	0.000	0.000	0.000		0.051	-	-	0.000	0.000	0.000		0.072	-	-			0.000	0.000	0.000		0.070	-	-	0.000	0.000	0.000		0.089	-	-			0.013		
1.400	0.000	0.000	0.000		0.020	-	-	0.000	0.000	0.000		0.037	-	-			0.000	0.000	0.000		0.139	-	-	0.000	0.000	0.000		0.154	-	-			0.014		
1.500	0.000	0.000	0.000		0.006	-	-	0.000	0.000	0.000		0.018	-	-			0.000	0.000	0.000		0.226	-	-	0.000	0.000	0.000		0.235	-	-			0.015		
1.600	0.000	0.000	0.000		0.002	-	-	0.000	0.000	0.000		0.008	-	-			0.000	0.000	0.000		0.321	-	-	0.000	0.000	0.000		0.325	-	-			0.016		
1.700	0.000	0.000	0.000		0.001	-	-	0.000	0.000	0.000		0.003	-	-			0.000	0.000	0.000		0.420	-	-	0.000	0.000	0.000		0.421	-	-			0.017		
1.800	0.000	0.000	0.000		0.001	-	-	0.000	0.000	0.000		0.001	-	-			0.000	0.000	0.000		0.520	-	-	0.000	0.000	0.000		0.520	-	-			0.018		
1.900						-	-	0.000	0.000	0.000		0.001	-	-								-	-	0.000	0.000	0.000		0.620	-	-			0.019		
2.000						-	-	0.000	0.000	0.000		0.002	-	-								-	-	0.000	0.000	0.000		0.720	-	-			0.020		
2.200						-	-	0.000	0.000	0.000		0.001	-	-								-	-	0.000	0.000	0.000		0.920	-	-			0.022		
2.400						-	-	0.000	0.000	0.000		0.001	-	-								-	-	0.000	0.000	0.000		1.12	-	-			0.024		
Totals:						0	0							0	0	0	0							0	7							0	0	0	0
Number of Trades:						0								0		0								0.00								0		0	

PPC (CR)

(Contract Size: 100 Securities, Exercise Style: American, Physical Delivery)

Call Options															Put Options																					
November 2022								December 2022								Other Months		November 2022								December 2022								Other Months		
Exercise Price	Open price	Price max	Price min	Last price	Closing price	Volume	Open Interest	Open price	Price max	Price min	Last price	Closing price	Volume	Open Interest	Volume	Open Interest	Open price	Price max	Price min	Last price	Closing price	Volume	Open Interest	Open price	Price max	Price min	Last price	Closing price	Volume	Open Interest	Volume	Open Interest	Exercise Price			
3.400						-	-	0.000	0.000	0.000		2.83	-	-								-	-	0.000	0.000	0.000		0.001	-	-			0.034			
3.600	0.000	0.000	0.000		2.62	-	-	0.000	0.000	0.000		2.63	-	-			0.000	0.000	0.000		0.001	-	-	0.000	0.000	0.000		0.001	-	-			0.036			
3.800	0.000	0.000	0.000		2.42	-	-	0.000	0.000	0.000		2.43	-	-			0.000	0.000	0.000		0.001	-	-	0.000	0.000	0.000		0.001	-	-			0.038			
4.000	0.000	0.000	0.000		2.22	-	-	0.000	0.000	0.000		2.23	-	-			0.000	0.000	0.000		0.001	-	-	0.000	0.000	0.000		0.001	-	-			0.040			
4.400	0.000	0.000	0.000		1.82	-	-	0.000	0.000	0.000		1.83	-	-			0.000	0.000	0.000		0.001	-	-	0.000	0.000	0.000		0.001	-	-			0.044			
4.800	0.000	0.000	0.000		1.42	-	-	0.000	0.000	0.000		1.44	-	-			0.000	0.000	0.000		0.001	-	5	0.000	0.000	0.000		0.008	-	-			0.048			
5.200	0.000	0.000	0.000		1.03	-	-	0.000	0.000	0.000		1.07	-	-			0.000	0.000	0.000		0.001	-	-	0.000	0.000	0.000		0.033	-	-			0.052			
5.600	0.000	0.000	0.000		0.643	-	13	0.799	0.805	0.799	0.805	0.805	10	18			0.000	0.000	0.000		0.019	-	-	0.000	0.000	0.000		0.099	-	-			0.056			
6.000	0.000	0.000	0.000		0.324	-	137	0.000	0.000	0.000		0.461	-	-			0.000	0.000	0.000		0.100	-	-	0.000	0.000	0.000		0.227	-	-			0.060			
6.400	0.000	0.000	0.000		0.122	-	11	0.000	0.000	0.000		0.267	-	3			0.000	0.000	0.000		0.298	-	-	0.000	0.000	0.000		0.433	-	-			0.064			
6.800	0.000	0.000	0.000		0.032	-	8	0.000	0.000	0.000		0.141	-	-			0.000	0.000	0.000		0.608	-	-	0.000	0.000	0.000		0.708	-	-			0.068			
7.200	0.000	0.000	0.000		0.006	-	-	0.000	0.000	0.000		0.068	-	-			0.000	0.000	0.000		0.984	-	-	0.000	0.000	0.000		1.04	-	-			0.072			
7.600	0.000	0.000	0.000		0.001	-	-	0.000	0.000	0.000		0.030	-	-			0.000	0.000	0.000		1.38	-	-	0.000	0.000	0.000		1.40	-	-			0.076			
8.000	0.000	0.000	0.000		0.001	-	-	0.000	0.000	0.000		0.013	-	-			0.000	0.000	0.000		1.78	-	-	0.000	0.000	0.000		1.78	-	-			0.080			
8.400	0.000	0.000	0.000		0.001	-	-	0.000	0.000	0.000		0.005	-	-			0.000	0.000	0.000		2.18	-	-	0.000	0.000	0.000		2.18	-	-			0.084			
8.800						-	-	0.000	0.000	0.000		0.002	-	-								-	-	0.000	0.000	0.000		2.58	-	-			0.088			
9.200						-	-	0.000	0.000	0.000		0.001	-	-								-	-	0.000	0.000	0.000		2.98	-	-			0.092			
9.600						-	-	0.000	0.000	0.000		0.001	-	-								-	-	0.000	0.000	0.000		3.38	-	-			0.096			
10.000						-	-	0.000	0.000	0.000		0.001	-	-								-	-	0.000	0.000	0.000		3.78	-	-			0.100			
11.000						-	-	0.000	0.000	0.000		0.001	-	-								-	-	0.000	0.000	0.000		4.78	-	-			0.110			
12.000						-	-	0.000	0.000	0.000		0.001	-	-								-	-	0.000	0.000	0.000		5.78	-	-			0.120			
13.000						-	-	0.000	0.000	0.000		0.001	-	-								-	-	0.000	0.000	0.000		6.78	-	-			0.130			
14.000						-	-	0.000	0.000	0.000		0.001	-	-								-	-	0.000	0.000	0.000		7.78	-	-			0.140			
Totals:						0	169						10	21	0	0						0	5					0	2	0	0					
Number of Trades:						0							2		0							0.00						0		0						

Lending Products	Underlying Title	Multilateral Transactions[1]					Bilateral Transactions[2]		Stock Borrowing through OTC (volume)[3]
		Open Interest[5]	Volume(Offered)	Average Weighted	Transactions volume	Average Weighted	Transactions Volume	Average Weighted	Transactions Volume
ADMIEBOR	ADMIE (IPTO) HOLDING S.A. (CR)	---	---	---	---	---	---	---	117,837
AEGNBOR	AEGEAN AIRLINES (CR)	11,496	---	---	---	---	---	---	50,548
ALPHABOR	ALPHA SERVICES HOLD (CR)	---	---	---	---	---	---	---	58,838,268
ALMYBOR	ALUMIL (CR)	---	---	---	---	---	---	---	---
EEEBOR	CC HBC AG (CR)	12,714	---	---	---	---	---	---	70,546
CENERBOR	CENERGY HOLDINGS (CB)	---	---	---	---	---	---	---	---
ELLAKTORBOR	ELLAKTOR (CR)	85,653	---	---	---	---	---	---	6,504
ELHABOR	ELVALHALCOR (CR)	42,388	---	---	---	---	---	---	64,887
EUROBBOR	EUROBANK HOLDINGS (CR)	674,421	---	---	---	---	---	---	34,734,612
EYDAPBOR	EYDAP S.A. (CR)	12,812	---	---	---	---	---	---	295,750
FFGRPBOR	FOLLI FOLLIE (CR)	---	---	---	---	---	---	---	900,530
FOYRKBOR	FOURLIS (CR)	625	---	---	---	---	---	---	63,250
GEKTERNABOR	GEK TERNA (CR)	---	---	---	---	---	---	---	12,565
SARBOR	GR. SARANTIS S.A. (CR)	1,945	---	---	---	---	---	---	70,180
EXAEBOR	HELLENIC EXCHANGES-A.S.E. (CR)	6,000	---	---	---	---	---	---	152,063
ELPEBOR	HELLENIO ENERGY (CR)	6,000	---	---	---	---	---	---	163,453
INTRKBOR	INTRACOM HOLDINGS (CR)	---	---	---	---	---	---	---	---
BELABOR	JUMBO SA (CR)	28,215	---	---	6,550	3.75%	---	---	561,770
LAMDABOR	LAMDA DEVELOPMENT SA (CR)	---	---	---	---	---	---	---	492,123
MIGBOR	MARFIN INVESTMENT GROUP (CR)	---	---	---	---	---	---	---	794,474
MOHBOR	MOTOR OIL (CR)	38,888	---	---	---	---	---	---	312,208
MYTILBOR	MYTILINEOS (CR)	6,152	---	---	---	---	---	---	208,262
ETEBOR	NATIONAL BANK (CR)	98,415	---	---	---	---	---	---	10,012,678
OPAPBOR	OPAP (CR)	35,705	---	---	---	---	---	---	1,453,778
HTOBOR	OTE (CR)	19,665	---	---	---	---	---	---	1,044,009
PPABOR	P.P.A. S.A. (CR)	2,614	---	---	---	---	---	---	65,487
TPEIRBOR	PIRAEUS FINANCIAL HOLD (CR)	---	---	---	---	---	---	---	845,449
PLAISBOR	PLAISIO COMPUTERS SA (CR)	---	---	---	---	---	---	---	---
PPCBOR	PPC (CR)	2,000	---	---	---	---	---	---	3,289,327
QUALBOR	QUALITY & RELIABILITY SA (CR)	---	---	---	---	---	---	---	---
QUESTBOR	QUEST HOLDINGS (CR)	1,487	---	---	---	---	---	---	82,458

Stock Lending Notes

[1] - Multilateral contracts Lending or Borrowing as per Methods 8-1, 8-2 and 8-3-3 (According to ATHEX BoD Resolution No.17)

[2] - Billateral Contracts Lending or Borrowing as per Methods 8-3-1 and 8-3-2 (According to ATHEX BoD Resolution No.20 )

[3] - The information concerning OTC Stock Borrowing Transactions is based on the statements of the Dematerialised Securities System (DSS) operators involved and refers to volumes that have been registered up until the previous working day.

[4] - Average Price (Volume weighted)

[5] - The Data concerning Open Interest before the start of trading session

Lending Products	Underlying Title	Multilateral Transactions[1]					Bilateral Transactions[2]		Stock Borrowing through OTC (volume)[3]
		Open Interest[5]	Volume(Offered)	Average Weighted	Transactions volume	Average Weighted	Transactions Volume	Average Weighted	Transactions Volume
TENERGYBOR	TERNA ENERGY (CR)	350	---	---	---	---	---	---	42,610
TITCBOR	TITAN CEMENT (CB)	10,844	---	---	---	---	---	---	221,011
VIOBOR	VIOHALCO SA/NV (CB)	21,967	---	---	---	---	---	---	---

Stock Lending Notes

[1] - Multilateral contracts Lending or Borrowing as per Methods 8-1, 8-2 and 8-3-3 (According to ATHEX BoD Resolution No.17)

[2] - Billateral Contracts Lending or Borrowing as per Methods 8-3-1 and 8-3-2 (According to ATHEX BoD Resolution No.20 )

[3] - The information concerning OTC Stock Borrowing Transactions is based on the statements of the Dematerialised Securities System (DSS) operators involved and refers to volumes that have been registered up until the previous working day.

[4] - Average Price (Volume weighted)

[5] - The Data concerning Open Interest before the start of trading session

## Sectors codification for listed companies

12003 -	ETF	10101010	Computer Services
10101015	Software	10102030	Computer Hardware
15101010	Telecommunications Equipment	15102015	Telecommunications Services
20101010	Health Care Facilities	20101025	Health Care Services
20102010	Medical Equipment	20103015	Pharmaceuticals
30101010	Banks	30202000	Diversified Financial Services
30202010	Asset Managers & Custodians	30202015	Investment Services
30204000	Closed End Investments	30302010	Full Line Insurance
30302015	Insurance Brokers	30302025	Property and Casualty Insurance
35101010	Real Estate Holding and Development	35101015	Real Estate Services
35102000	Diversified REITs	35102030	Office REITs
40201040	Rental & Leasing Services: Consumer	40202010	Home Construction
40202015	Household Furnishings	40202020	Household Appliance
40203040	Electronic Entertainment	40203045	Toys
40204020	Clothing & Accessories	40301010	Entertainment
40301030	Publishing	40301035	Radio & TV Broadcasters
40401010	Diversified Retailers	40401020	Apparel Retailers
40401025	Home Improvement Retailers	40401030	Specialty Retailers
40501010	Airlines	40501015	Travel & Tourism
40501020	Casinos & Gambling	40501025	Hotels & Motels
45101015	Distillers & Vintners	45101020	Soft Drinks
45102010	Farming Fishing Ranching & Plantations	45102020	Food Products
45103010	Tobacco	45201010	Food Retailers & Wholesalers
45201020	Personal Products	50101010	Construction
50101020	Building Roof/Wallboard and Plumbing	50101030	Cement
50101035	Building Materials: Other	50202010	Electrical Components
50203000	Diversified Industrials	50203015	Plastics
50203030	Containers & Packaging	50204000	Machinery: Industrial
50204020	Machinery: Construction & Handling	50205010	Industrial Suppliers
50205020	Back Office Support HR & Consulting	50205030	Forms & Bulk Printing Services
50206015	Commercial Vehicles & Parts	50206030	Marine Transportation
50206060	Transportation Services	55101000	Diversified Materials
55101020	Textile Products	55102000	General Mining
55102010	Iron & Steel	55102015	Metal Fabricating
55102035	Aluminum	60101020	Oil Refining and Marketing
65101010	Alternative Electricity	65101015	Conventional Electricity
65102030	Water		



**ATHEX**  
*Athens Stock Exchange*

Λεωφ. Αθηνών 110 104 42 Αθήνα  
110, Athinon Ave. GR 104 42 Athens  
tel. (+30)210-33.66.800, fax (+30)210-33.66.101  
[www.athexgroup.gr](http://www.athexgroup.gr)