

22

Ημερήσιο Δελτίο
Συναλλακτικής Δραστηριότητας

Daily Official List
of Trading Activity

Monday, 21 November, 2022
Year: 143 Trading Day No: 220



ATHEXGROUP
Athens Exchange Group

Disclaimer:

Hellenic Exchanges-Athens Stock Exchange S.A. endeavours to ensure that the data and other material ("Information") presented on the Daily Official List are accurate and complete, but it is not liable for any errors or omissions of data or /and for the accuracy, credibility, updating and completeness of the aforesaid information nor it has any liability arising directly or indirectly from the use of the above Information.

The Company is not liable for the accuracy of the data included in listed companies' announcements. Only the sender of such an announcement is fully and solely liable for any infringement of third party's rights from the content of such announcement. All contents of the Daily Official List are provided only for information purposes and do not constitute investment advice or solicitation to invest in securities or other products listed for trading on the Exchange.

You acknowledge and agree that the Company is the owner of any property rights related to any Information appearing on the Daily Official List including intellectual property rights copyright, trademarks, etc.

The above data are a property of the Hellenic Exchanges-Athens Exchange and are copyright protected. Users are forbidden to reproduce, modify, copy, sale, transmit or redistribute, by all reproduction means and methods, part or the whole of the above data, without reference to their source.

The commercial exploitation of these data is, also, forbidden by third parties. Hellenic Exchanges-Athens Exchange does not carry any responsibility, direct or indirect, derived from usage or accidental alteration of the above data when used by third parties.

Hellenic Exchanges – Athens Stock Exchange S.A.

110 Athinon Ave., 10442 Athens, Tel: (210) 33.66.800, Fax: (210) 32.13.938

www.athexgroup.gr

Thessalonica Stock Exchange Center (T.S.E.C)

16-18 Katouni Str., Thessalonica 546 25 Tel: (2310) 567.667, Fax: (2310) 530.545

Athex Members Guarantee Fund

14-16 Fidiou Str., Athens 106 78, Tel: (210) 33.04.682, Fax: (210) 33.04.155

Hellenic Republic Capital Market Commission

1 Kolokotroni Str. & 1 Stadiou Str., Athens 10562 Tel: (210) 33.77.100 Fax: (210) 33.77.173

Table of Contents

Section 1: Statistical Figures of Securities, Derivatives and Lending

Summary of Markets

Athex Indices

Analytic Figures for Athex Market's Boards and Categories

Trading Details by Athex Sectors and Financial Instruments (ETFs)

Top 10 best & worst performing Shares

Derivatives Summary

Section 2: Analytic Figures of Shares Transactions

Analytic Figures of Shares Transactions

Shares' Notes

Section 3: Figures of Securities Transactions

Securities Blocks Details

Shares Rights Details

Stock Borrowing

Forced Sales Details

Forced Sales Registered Shares

Exchange Traded Funds (ETFs) Characteristics

Section 5: Bonds traded in Fixed Income Assets Market

Convertible Corporate Bonds - Regulated Market

Non Convertible Corporate Bonds - Regulated Market

Government Bonds

Treasury Bills & Zero Coupon Government Bonds

Government Bonds Traded with the Open Outcry Method

State Banks Bonds

Section 6: Additional Infos

Athex & ATHEXClear Members List

List of Stocks under Market Making operations

Section 7: Derivatives Market Analytic Figures

Index Futures

Stock Futures

Index Options

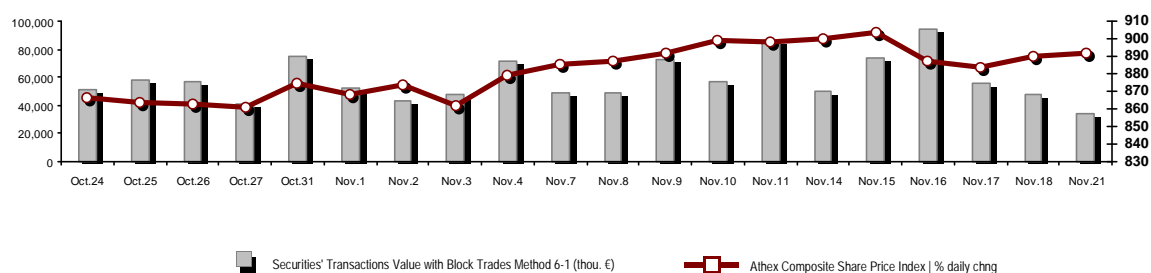
Stock Options

Stock Lending Analytic Figures

Appendix A: Sectors codification for listed companies

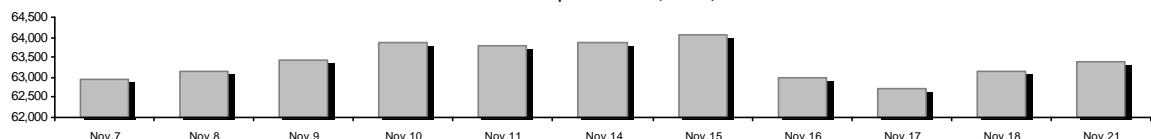
Summary of Markets

Athex Composite Share Price Index vs Shares and Derivatives Transactions Value

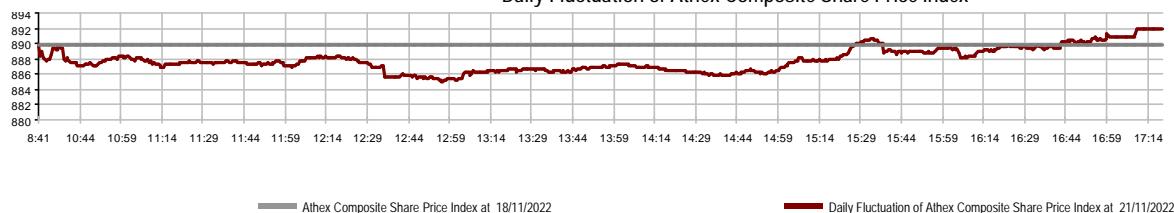


Athex Capitalisation (mill. €) **:	63,370.33		Derivatives Total Open Interest	296,107
Daily change: mill. € %	217.39	0.34%	in Index Futures % daily chng	4,103 -12.05%
Yearly Avg Capitalisation: mill. € % chng prev year Avg	62,872.53	3.26%	in Stock Futures % daily chng	291,259 0.35%
Athex Composite Share Price Index % daily chng	891.81	0.21%	in Index Options % daily chng	484 -60.16%
Athex Composite Share Price Index Capitalisation (mill. €)	57,340.81		in Stock Options % daily chng	261 -40.82%
Daily change (mill. €)	215.38			
Securities' Transactions Value with Block Trades Method 6-1 (t	33,806.28		Derivatives Contracts Volume:	9,977
Daily change: %	-13,903.17	-29.14%	Daily change: pieces %	-11,064 -52.58%
YtD Avg Trans. Value: thou. € % chng prev year Avg	73,554.26	5.30%	YtD Avg Derivatives Contracts % chng prev year Avg	33,418 -29.89%
Blocks Transactions Value of Method 6-1 (thou. €)	1,093.97		Derivatives Trades Number:	850
Blocks Transactions Value of Method 6-2 & 6-3 (thou. €)	1.84		Daily change: number %	-907 -51.62%
Bonds Transactions Value (thou.€)	525.19		YtD Avg Trades number % chng prev year Avg	2,100 -0.73%
Securities' Transactions Volume with Block Trades Method 6-1 (tho	12,772.42		Lending Total Open Interest	1,067,456
Daily change: thou. pieces %	-3,849.35	-23.16%	Daily change: pieces %	-122,556 -10.30%
YtD Avg Volume: % chng prev year Avg	28,897.61	-15.49%	Lending Volume (Multilateral/Bilateral)	0
Blocks Transactions Volume of Method 6-1 (thou. Pieces)	1,391.87		Daily change: pieces %	-1,000
Blocks Transactions Volume of Method 6-2 & 6-3 (thou. Pieces)	0.15		Multilateral Lending	0
Bonds Transactions Volume	575,000		Bilateral Lending	0
Securities' Trades Number with Block Trades Method 6-1	17,565		Lending Trades Number:	0
Daily change: number %	-4,806	-21.48%	Daily change: %	-1
YtD Avg Trades number % chng prev year Avg	30,290	1.19%	Multilateral Lending Trades Number	0
Number of Blocks Method 6-1	3		Bilateral Lending Trades Number	0
Number of Blocks Method 6-2 & 6-3	1			
Number of Bonds Transactions	144			

Athex Capitalisation (mill. €) **



Daily Fluctuation of Athex Composite Share Price Index



Athex Indices

Index name	21/11/2022	18/11/2022	pts.	%	Min	Max	Year min	Year max	Year change
Athex Composite Share Price Index	891.81 #	889.90	1.91	0.21%	885.03	891.85	778.84	973.27	-0.17% €
Athex ESG Index	1,017.82 #	1,013.35	4.47	0.44%	1,006.25	1,017.86	867.88	1,131.24	0.43% #
FTSE/Athex Large Cap	2,169.45 #	2,158.96	10.49	0.49%	2,145.33	2,169.45	1,853.39	2,384.15	0.96% #
FTSE/Athex Mid Cap Index	1,365.33 #	1,363.13	2.20	0.16%	1,354.92	1,375.89	1,236.94	1,615.19	-8.48% €
FTSE/ATHEX High Dividend Yield Index	2,957.24 #	2,942.42	14.82	0.50%	2,938.92	2,957.24	2,690.12	3,292.03	-4.73% €
FTSE/ATHEX Global Traders Index Plus	2,381.19 €	2,383.54	-2.35	-0.10%	2,375.86	2,385.03	2,117.30	2,584.55	0.33% #
FTSE/ATHEX Mid & Small Cap Factor-Weighted Ind	4,319.16 €	4,329.09	-9.93	-0.23%	4,313.93	4,336.12	3,920.25	5,109.62	-7.48% €
ATHEX Select Index Plus	3,002.08 #	3,000.27	1.81	0.06%	2,987.55	3,009.36	2,745.11	3,578.04	-11.32% €
ATHEX Select Index	4,116.61 €	4,118.55	-1.94	-0.05%	4,098.60	4,129.69	3,901.01	4,953.99	-10.26% €
FTSE/Athex Market Index	522.38 #	520.20	2.18	0.42%	517.16	522.40	454.86	586.15	-2.56% €
Athex Composite Index Total Return Index	1,572.11 #	1,567.01	5.10	0.33%	1,560.16	1,572.19	1,354.79	1,673.61	2.55% #
FTSE/Athex Large Cap Total Return	3,464.06 #	3,447.31	16.75	0.49%			2,917.53	3,702.87	3.65% #
FTSE/Athex Mid Cap Total Return	1,796.67 #	1,793.77	2.90	0.16%			1,640.21	2,064.38	-6.29% €
Hellenic Mid & Small Cap Index	1,297.99 #	1,297.04	0.95	0.07%	1,291.25	1,298.59	1,171.10	1,451.84	-5.46% €
FTSE/Athex Banks	632.30 #	625.86	6.44	1.03%	619.53	632.30	443.16	752.66	9.98% #
FTSE/Athex Insurance	2,965.63 €	3,057.35	-91.72	-3.00%	2,919.77	3,072.64	1,994.86	3,171.11	48.66% #
FTSE/Athex Financial Services	646.03 €	649.74	-3.71	-0.57%	638.70	653.45	605.58	831.60	-13.75% €
FTSE/Athex Industrial Goods & Services	4,012.30 #	3,988.64	23.66	0.59%	3,971.98	4,013.09	3,065.29	4,306.76	7.52% #
FTSE/Athex Retail	823.63 €	826.64	-3.01	-0.36%	819.01	826.64	713.86	1,150.20	-16.33% €
FTSE/ATHEX Real Estate	3,943.25 €	3,960.36	-17.11	-0.43%	3,918.50	3,985.13	3,592.38	5,179.83	-18.06% €
FTSE/Athex Consumer Goods & Services	8,680.79 #	8,674.70	6.09	0.07%	8,638.89	8,828.57	7,260.09	8,861.27	19.57% #
FTSE/Athex Food & Beverage	8,580.69 €	8,607.99	-27.30	-0.32%	8,532.43	8,632.88	6,627.16	12,058.75	-24.28% €
FTSE/Athex Basic Resources	6,317.34 #	6,307.12	10.22	0.16%	6,268.91	6,333.01	5,372.63	8,197.29	-14.60% €
FTSE/Athex Construction & Materials	2,999.24 €	3,001.99	-2.75	-0.09%	2,978.63	3,001.99	2,533.53	3,209.28	0.68% #
FTSE/Athex Energy	4,177.16 €	4,216.72	-39.56	-0.94%	4,135.87	4,216.72	3,339.51	4,463.27	21.31% #
FTSE/Athex Travel & Leisure	2,170.98 #	2,129.46	41.52	1.95%	2,104.77	2,180.25	1,858.00	2,327.38	10.59% #
FTSE/Athex Technology	1,906.68 €	1,914.80	-8.12	-0.42%	1,894.87	1,922.93	1,679.98	2,347.72	-11.19% €
FTSE/Athex Telecommunications	4,246.58 #	4,235.67	10.91	0.26%	4,202.24	4,255.13	3,925.29	5,170.21	-6.58% €
FTSE/Athex Utilities	4,480.65 #	4,468.84	11.81	0.26%	4,439.41	4,487.46	3,692.82	5,208.71	-13.01% €
FTSE/Athex Health Care	346.43 #	345.30	1.13	0.33%	341.91	349.83	305.68	611.35	-37.30% €
FTSE/Athex Personal Products	6,210.39 #	6,161.39	49.00	0.80%	6,115.31	6,225.02	5,953.26	8,868.58	-28.81% €
Athex All Share Index	222.79 #	222.03	0.76	0.34%	222.79	222.79	198.92	248.43	-3.16% €
Hellenic Corporate Bond Index	118.09 #	118.08	0.01	0.01%			116.21	127.89	-7.58% €
Hellenic Corporate Bond Price Index	85.87 #	85.87	0.00	0.00%			84.74	95.40	-9.97% €

Note 1: FTSE/Med 100, Hellenic Corporate Bond Price Index and Hellenic Corporate Bond Index closing prices refer to the previous trading day of 17/11/2022.

Note 2: The Hellenic Mid & Small Cap Index is a Customized index calculated by the Athens Exchange.

Analytic Figures for Athex Market's Boards and Categories

	Total Traded Securities	Main Market	Surveillance	Exchange Traded Funds (ETFs)
Totals	123	112	11	0
Gain / Lose / Same:	39 / 54 / 30	35 / 49 / 28	4 / 5 / 2	0 / 0 / 0
Athex Capitalisation (mill. €) **	63,370.33	63,019.12	351.21	
Daily Average Trans/ons Value(thou.€)	73,554.26	73,430.09	184.91	17.41
Transactions Value	33,808.12	33,731.07	77.05	0.00
Main Board:	32,710.48	32,633.44	77.05	0.00
Blocks Board 6_2_3:	1,095.81	1,095.81	0.00	0.00
Forced Sales Board:	1.82	1.82	0.00	0.00
Special Terms Board:	0.00	0.00	0.00	0.00
Daily Average Transactions Volume	28,897,609	28,225,581	694,439	841
Transactions Volume	12,772,567	12,487,210	285,357	0
Main Board:	11,380,205	11,094,848	285,357	0
Blocks Board 6_2_3:	1,392,021	1,392,021	0	0
Forced Sales Board:	341	341	0	0
Special Terms Board:	0	0	0	0
Daily Average Number of Trades	30,290	30,083	206	2
Number of Trades	17,566	17,429	137	0
Main Board:	17,561	17,424	137	0
Blocks Board 6_2_3:	4	4	0	0
Forced Sales Board:	1	1	0	0
Special Terms Board:	0	0	0	0

Trading Details by Athex Sectors and Financial Instruments (ETFs)

Code	Sectors	Gain / Lose / Same	Number of Trades	Transactions Volume	Transactions Value	% of Total Trans. Value
3010	- Banks	1 / 4 / 1	4,732	8,385,776	9,942,757.21	29.41%
5510	- Basic Resources	5 / 3 / 5	585	204,747	456,865.81	1.35%
5010	- Construction & Materials	2 / 8 / 4	1,018	383,099	510,425.27	1.51%
4020	- Consumer Products & Services	2 / 4 / 2	1,835	214,709	2,764,612.40	8.18%
6010	- Energy	1 / 1 / 2	621	85,023	1,040,318.67	3.08%
12000	- Financial Instruments	0 / 0 / 0	---	---	---	---
3020	- Financial Services	0 / 2 / 3	256	415,087	116,569.88	0.34%
4510	- Food Beverage & Tobacco	2 / 2 / 3	106	25,784	242,013.05	0.72%
2010	- Health Care	1 / 1 / 1	62	15,625	20,409.90	0.06%
5020	- Industrial Goods & Service	8 / 6 / 2	1,684	485,520	3,300,580.76	9.76%
3030	- Insurance	0 / 1 / 0	23	4,598	17,792.12	0.05%
4030	- Media	1 / 1 / 0	18	19,850	9,864.33	0.03%
4520	- Personal Care, Drug & Grocery Stores	2 / 1 / 0	103	215,444	1,265,016.09	3.74%
3510	- Real Estate	4 / 4 / 3	541	127,502	445,141.05	1.32%
4040	- Retail	2 / 5 / 0	236	48,972	128,787.18	0.38%
1010	- Technology	3 / 5 / 1	468	860,738	635,469.55	1.88%
1510	- Telecommunications	1 / 1 / 0	839	232,711	3,509,521.10	10.38%
4050	- Travel & Leisure	3 / 2 / 2	2,143	591,172	5,877,983.79	17.39%
6510	- Utilities	1 / 3 / 1	2,296	456,210	3,523,989.18	10.42%

Top 10 best & worst performing Shares

Main Market					
With positive Price change	Closing price	change	With negative Price change	Closing price	change
QUALITY & RELIABILITY SA (CR)	0.42	10.53% #	ATTICA BANK S.A. (CR)	0.09	-7.88% €
ILYDA S.A. (CR)	1.28	8.47% #	DOMIKI KRITIS SA (CR)	0.84	-3.00% €
EUROBANK HOLDINGS (CR)	1.0895	3.76% #	INTERLIFE G.C.I.(CR)	3.88	-3.00% €
PLAISIO COMPUTERS SA (CR)	3.14	3.29% #	THRACE PLASTICS SA (CR)	3.96	-2.22% €
KRI-KRI S.A. (CR)	5.84	2.46% #	IKTINOS HELLAS SA (CR)	0.4785	-2.05% €
AUTOHELLAS SA (CR)	11.4	2.15% #	AVAX S.A. (CR)	0.745	-1.59% €
OPAP (CR)	13	2.12% #	MOTOR OIL (CR)	17.6	-1.35% €
CENERGY HOLDINGS (CB)	3.22	2.06% #	SPACE HELLAS SA (CR)	6.32	-1.25% €
TERNA ENERGY (CR)	19.25	1.64% #	INTERWOOD-XYLEMPORIA (CR)	0.1945	-1.02% €
EUROCONSULTANTS S.A. (CR)	0.668	1.21% #	ALPHA REAL ESTATE SA(CR)	6.26	-0.95% €
With the highest Transactions Value	Value (thou. €)	change	With the highest Transactions Volume	Volume	change
OPAP (CR)	5,754.41	2.12% #	ALPHA SERVICES HOLD (CR)	3,719,245	-0.47% €
OTE (CR)	3,497.67	0.26% #	EUROBANK HOLDINGS (CR)	2,444,706	3.76% #
ALPHA SERVICES HOLD (CR)	3,477.94	-0.47% €	PIRAEUS FINANCIAL HOLD (CR)	950,530	-0.85% €
MYTILINEOS (CR)	2,684.65	0.71% #	QUALITY & RELIABILITY SA (CR)	724,456	10.53% #
EUROBANK HOLDINGS (CR)	2,631.04	3.76% #	NATIONAL BANK (CR)	658,349	-0.14% €
JUMBO SA (CR)	2,503.00	-0.20% €	ATTICA BANK S.A. (CR)	611,761	-7.88% €
NATIONAL BANK (CR)	2,423.62	-0.14% €	OPAP (CR)	446,520	2.12% #
TERNA ENERGY (CR)	1,610.57	1.64% #	MARFIN INVESTMENT GROUP (CR)	381,761	0.00% -
PPC (CR)	1,596.42	-0.47% €	PPC (CR)	249,723	-0.47% €
PIRAEUS FINANCIAL HOLD (CR)	1,333.77	-0.85% €	OTE (CR)	230,851	0.26% #

Note: Stocks that are not included in the "Under Supervision" category, and the transactions value is more than 10,000 €.

Derivatives Summary

	Number of Trades	Volume	Open Interest
Index Futures	112	451	4,103
FTSE/Athex Banks	0	0	17
FTSE/Athex Large Cap	112	451	4,086
Stock Futures	728	9,449	291,259
ADMIE (IPTO) HOLDING S.A. (CR)	4	5	6,059
ALPHA SERVICES HOLD (CR)	156	4,201	123,018
CC HBC AG (CR)	0	0	560
CENERGY HOLDINGS (CB)	13	34	5,461
ELLAKTOR (CR)	1	2	344
EUROBANK HOLDINGS (CR)	63	1,364	15,163
EYDAP S.A. (CR)	0	0	323
FOURLIS (CR)	0	0	1,401
GEK TERNA (CR)	11	36	8,132
HELLENIC EXCHANGES-A.S.E. (CR)	3	6	1,052
HELLENIQ ENERGY (CR)	1	1	962
INTRACOM HOLDINGS (CR)	7	7	3,841
JUMBO SA (CR)	14	47	965
LAMDA DEVELOPMENT SA (CR)	2	4	4,638
MARFIN INVESTMENT GROUP (CR)	2	16	15,244
MOTOR OIL (CR)	4	24	297
MYTILINEOS (CR)	47	130	2,087
NATIONAL BANK (CR)	91	1,179	19,992
OPAP (CR)	105	246	2,421
OTE (CR)	26	105	2,594
P.P.A. S.A. (CR)	0	0	520
PIRAEUS FINANCIAL HOLD (CR)	94	1,660	37,963
PPC (CR)	58	300	26,041
TERNA ENERGY (CR)	22	60	6,794
TITAN CEMENT (CB)	0	0	1,124
VIOHALCO SA/NV (CB)	4	22	4,263
Index Options	1	1	484
FTSE/Athex Large Cap	1	1	484
Stock Options	9	76	261
ALPHA SERVICES HOLD (CR)	0	0	0
NATIONAL BANK (CR)	0	0	0
OPAP (CR)	0	0	57
OTE (CR)	1	5	56
PIRAEUS FINANCIAL HOLD (CR)	0	0	0
PPC (CR)	8	71	148
Total Derivatives Traded	850	9,977	296,107

Number of Outstanding Securities	Nominal Value	Dividends [1]			Date of Last Coupon Dividend [2]		Coupon Right	Note	Shares	Closing price	% change	Previous closing price/date	Open price	Price min	Price max	Last price	Avg price	Last Bid [7]	Last Ask [7]	P/E after tax	Year	Volume	Trades	Transactions Value[8]	Company Mkt Value (thou. €)	Year low	Year high	Sector[4]
271,448,946		---	---	---	21/11/2022	---		ATTICA BANK (W)		0.084	---	---	---	---	---	---	---	550@0.061	5431@0.100	---	---	---	---	---	110,180.65	0.084	0.084	30101010

Main Market - High Liquidity Class

2,348,207,784	0.290	---	---	---	07/04/2008	18/04/2017	---	ALPHA SERVICES HOLD (CR)	0.9356	-0.47	€	0.94	18/11/2022	0.9498	0.929	0.9498	0.9356	0.93519115@0.935	7521@0.940	---	---	3,719,245	2,070	3,477,935.19	2,196,983.20	0.73	1.456	30101010	
190,162,681		---	---	---		07/12/2016	---	CENERGY HOLDINGS (CB)	3.22	2.06	P	3.155	18/11/2022	3.155	3.135	3.22	3.22	3.187	1187@3.21	3907@3.22	---	---	97,637	289	311,195.28	612,323.83	2.325	4.08	50202010
371,809,001	6.70	(0.6196)	0.64	0.71	07/07/2022	29/04/2013	---	CC HBC AG (CR)	22.93	-0.35	€	23.01	18/11/2022	22.8	22.8	23.07	22.93	22.912	745@22.93	500@23.00	---	---	5,159	67	118,202.59	8,525,580.39	17.6	32.22	45101020
3,710,677,508	0.220	---	---	---	02/05/2008	20/05/2019	---	EUROBANK HOLDINGS (CR)	1.0895	3.76	P	1.05	18/11/2022	1.05	1.043	1.0895	1.0895	1.076	205@1.08	50102@1.09	---	---	2,444,706	906	2,631,036.35	4,042,783.14	0.711	1.159	30101010
52,131,944	1.00	---	---	0.1102	30/06/2022	23/07/2019	---	FOURLIS (CR)	2.945	-0.51	€	2.96	18/11/2022	2.955	2.935	2.96	2.945	2.95	20@2.94	1030@2.95	---	---	19,444	84	57,364.45	153,528.58	2.44	4.525	40401010
305,635,185	2.18	0.5	0.1	0.1	01/11/2022	01/10/2003	---	HELLENIO ENERGY (CR)	6.76	---	↘	6.76	18/11/2022	6.81	6.7	6.84	6.76	6.787	1158@6.75	15@6.80	---	---	33,093	209	224,614.93	2,066,093.85	5.81	7.7	60101020
136,059,759	0.880	0.442	0.77	0.385	02/06/2022	05/03/2014	---	JUMBO SA (CR)	15.04	-0.20	€	15.07	18/11/2022	15.09	14.99	15.33	15.04	15.176	1405@15.03	659@15.20	---	---	164,930	1,589	2,502,998.21	2,046,338.78	12.47	15.81	40203045
176,736,715	0.300	---	---	---	30/05/2007	27/11/2019	---	LAMDA DEVELOPMENT SA (CR)	5.695	-0.52	€	5.725	18/11/2022	5.765	5.66	5.765	5.695	5.702	3@5.69	903@5.70	---	---	47,255	263	269,444.55	1,006,515.59	5.1	7.5	35101010
939,510,748	0.100	---	---	---	26/04/2007	29/08/2014	---	MARFIN INVESTMENT GROUP (CR)	0.0304	---	↘	0.0304	18/11/2022	0.03	0.0297	0.0304	0.0304	0.03	460@0.030	55740@0.030	---	---	381,761	49	11,508.86	28,561.13	0.021	0.0385	30202000
107,222,688	0.440	---	---	#####	17/06/2022	16/03/2022	---	QUEST HOLDINGS (CR)	4.3	-0.92	€	4.34	18/11/2022	4.3	4.3	4.35	4.3	4.317	10@4.26	500@4.37	---	---	28,665	119	123,756.65	461,057.56	3.945	6.6667	10101010
78,325,475		---	---	---		23/07/2019	---	TITAN CEMENT (CB)	12.1	---	↘	12.1	18/11/2022	11.9	11.9	12.12	12.1	12.033	100@12.02	2184@12.10	---	---	9,842	112	118,429.20	947,738.25	10.64	14.94	50101030
259,189,761		0.01	0.02	0.1	03/06/2022	26/02/2016	---	VIOHALCO SA/INV (CB)	3.83	---	↘	3.83	18/11/2022	3.83	3.79	3.85	3.83	3.825	215@3.82	85@3.83	---	---	75,308	225	288,073.73	992,696.78	3.19	5.13	55102015
232,000,000	2.12	0.0889	0.1069	0.0854	29/08/2022	19/06/2017	---	ADMIE (IPTO) HOLDING S.A. (CR)	1.708	-0.12	€	1.71	18/11/2022	1.71	1.694	1.716	1.708	1.705	2500@1.70	1716@1.71	11.34	2021	101,633	295	173,264.12	396,256.00	1.58	2.605	65101015
90,167,100	0.500	---	---	---	03/06/2019	24/05/2021	---	AEGEAN AIRLINES (CR)	4.94	-0.30	€	4.955	18/11/2022	4.955	4.905	5	4.94	4.938	355@4.92	2376@4.94	---	---	9,881	146	48,787.49	445,425.47	4.4	6.35	40501010
103,423,291	0.570	---	---	---	01/08/2011	06/09/2022	---	GEK TERNA (CR)	9.64	---	↘	9.64	18/11/2022	9.63	9.57	9.67	9.64	9.627	51@9.63	1500@9.65	---	---	10,468	144	100,774.33	997,000.53	7.98	10.6	50101010
382,000,000	2.48	---	---	---	20/07/2015	12/12/2001	---	PPC (CR)	6.42	-0.47	€	6.45	18/11/2022	6.38	6.345	6.45	6.42	6.393	683@6.42	819@6.42	---	---	249,723	972	1,596,416.26	2,452,440.00	4.76	9.48	65101015
914,715,153	1.00	---	---	---	16/05/2008	29/08/2018	---	NATIONAL BANK (CR)	3.7	-0.14	€	3.705	18/11/2022	3.7	3.652	3.72	3.7	3.681	361@3.70	2910@3.71	---	---	658,349	929	2,423,622.73	3,384,446.07	2.541	4.115	30101010
375,241,586	0.390	0.03	0.01	0.03	30/05/2022	14/07/2006	---	ELVALHALCOR (CR)	1.57	---	↘	1.57	18/11/2022	1.54	1.54	1.586	1.57	1.556	500@1.57	500@1.57	---	---	75,811	228	117,949.32	589,129.29	1.26	2.1	55102015
348,192,005	0.040	---	---	---	05/07/2011	16/07/2021	---	ELLAKTOR (CR)	1.676	---	↘	1.676	18/11/2022	1.654	1.652	1.69	1.676	1.664	84@1.66	277@1.68	---	---	22,596	129	37,610.32	583,569.80	1.172	1.932	50101010
106,500,000	0.600	0.38	---	0.28	05/09/2022	13/09/2021	---	EYDAP S.A. (CR)	7	-0.14	€	7.01	18/11/2022	7.1	7	7.1	7	7.029	1000@6.99	500@7.03	---	---	20,135	154	141,528.88	745,500.00	6.56	8.15	65102030
110,782,980	0.750	1.1507	---	0.9054	21/11/2022	04/11/2013	---	MOTOR OIL (CR)	17.6	-1.35	€	17.84	18/11/2022	17.53	17.4	17.6	17.6	17.454	200@17.50	2001@17.60	---	---	46,320	384	808,473.04	1,949,780.45	12.81	18.98	60101020
142,891,161	0.970	0.3617	0.378	0.4341	24/06/2022	07/07/2017	---	MYTILINEOS (CR)	17.06	0.71	P	16.94	18/11/2022	16.94	16.85	17.07	17.06	16.966	246@17.05	11833@17.06	---	---	158,234	895	2,684,651.18	2,437,723.21	12.68	18.2	50203000
25,000,000	2.00	0.5388	0.4	0.628	25/07/2022	08/08/2003	---	P.P.A. S.A. (CR)	16.26	-0.73	€	16.38	18/11/2022	16.4	16.14	16.4	16.26	16.25	63@16.18	450@16.28	11.06	2021	2,539	46	41,258.60	406,500.00	13.82	17.98	50206060
363,341,859	0.300	0.3	0.55	0.6	19/10/2022	29/07/2022	---	OPAP (CR)	13	2.12	P	12.73	18/11/2022	12.74	12.57	13.15	13	12.887	5@12.90	2295@13.00	---	---	446,520	1,932	5,754,406.33	4,723,444.17	11.7231	14.6938	40501020
442,483,326	2.83	0.5554	0.6879	0.8231	01/07/2022	18/06/1998	---	OTE (CR)	15.21	0.26	P	15.17	18/11/2022	15.1	15.05	15.24	15.21	15.151	610@15.20	4757@15.22	---	---	230,851	822	3,497,674.50	6,730,171.39	14.05	18.5	15102015
1,250,367,223	0.930	---	---	---	16/05/2008	14/04/2021	---	PIRAEUS FINANCIAL HOLD (CR)	1.401	-0.85	€	1.413	18/11/2022	1.413	1.391	1.416	1.401	1.403	58294@1.40	370@1.41	---	---	950,530	694	1,333,773.33	1,751,764.48	0.71	1.723	30101010
43,741,452	0.660	0.0576	0.16	0.2723	30/05/2022	01/11/1999	---	THRACE PLASTICS SA (CR)	3.96	-2.22	€	4.05	18/11/2022	4	3.95	4.04	3.96	3.983	40@3.96	194@3.99	---	---	31,779	174	126,588.80	173,216.15	3.34	7.06	50203015
69,877,484	0.780	0.167	0.2239	0.1493	03/06/2022	13/06/2018	---	GR. SARANTIS S.A. (CR)	6.03	0.84	P	5.98	18/11/2022	5.92	5.92	6.04	6.03	6.015	696@5.97	19@6.02	---	---	209,312	80	1,259,012.52	421,361.23	5.68	8.96	45201020
115,855,090	0.300	0.3445	0.3407	0.3411	04/07/2022	05/03/2020	---	TERNA ENERGY (CR)	19.25	1.64	P	18.94	18/11/2022	19	19	19.28	19.25	19.152	150@19.24	600@19.26	---	---	84,095	866	1,610,565.58	2,230,210.48	12.12	19.68	65101010

Main Market - Medium Liquidity Class

13,126,020	0.660	---	0.0837	0.1163	22/06/2022	04/09/2020	---	AS COMPANY SA (CR)		2.11	0.48	€ 2.1	18/11/2022	2.1	2.1	2.12	2.11	2.101	500@2.10	81@2.11	---	---	5,840	18	12,271.70	27,695.90	1.905	2.4	40401030
3,114,144	0.360	0.4983	0.1558	0.3427	14/06/2022	02/06/2020	---	ALPHA TRUST (CR)		4.56	---	---	4.56	4.56	4.56	4.56	4.56	4.56	50@4.54	50@4.62	---	---	52	2	237.12	14,200.50	4.42	5.9	30202010
14,000,000	4.15	---	---	3.42	14/09/2022	29/06/1999	---	ALPHA REAL ESTATE SA(CR)		6.26	-0.95	€ 6.32	18/11/2022	6.34	6.24	6.34	6.3	6.264	55@6.26	30@6.28	---	---	2,875	30	18,008.92	87,640.00	6.24	12	35101015
1,224,229,445	0.070	---	---	---	04/06/2008	22/11/2021	---	ATTICA BANK S.A. (CR)		0.09	-7.88	€ 0.0977	18/11/2022	0.0977	0.0892	0.0977	0.09	0.094	6200@0.089	5000@0.091	---	---	611,761	99	57,523.66	110,180.65	0.0677	0.1884	30101010

Number of Outstanding Securities	Nominal Value	Dividends [1]			Date of Last Coupon Dividend [2]		Date of Last Coupon Right	Note	Shares	Closing price	% change	Previous closing price/date		Open price	Price min	Price max	Last price	Avg price	Last Bid [7]		Last Ask [7]	P/E after tax	Year	Volume	Trades	Transactions Value[8]	Company Mkt Value (thou. €)	Year low	Year high	Sector[4]
48,624,764	0.080	0.23	0.23	0.46	08/04/2022	25/06/2019	---	---	AUTOHELLAS SA (CR)	11.4	2.15 P	11.16	18/11/2022	11.2	11.2	11.66	11.4	11.391	20@11.32	70@11.42	---	---	20,839	178	237,372.24	554,322.31	8.17	12	40201040	
151,654,947	0.040	---	---	---	01/07/2008	21/02/2020	---	---	AVE (CR)	0.526	1.94 P	0.516	18/11/2022	0.516	0.516	0.526	0.526	0.52	5100@0.498	455@0.522	---	---	16,200	7	8,424.65	79,770.50	0.369	0.61	40301010	
35,764,593	2.10	0.039	0.06	0.075	26/04/2022	25/11/2019	---	---	BRIQ PROPERTIES (CR)	1.92	0.52 P	1.91	18/11/2022	1.925	1.89	1.925	1.92	1.909	100@1.92	200@1.92	---	---	18,985	38	36,238.68	68,668.02	1.84	2.24	35102030	
101,123,806	0.360	---	---	---	22/07/2010	28/06/2011	---	---	CENTRIC HOLDINGS (CR)	0.278	1.46 P	0.274	18/11/2022	0.278	0.278	0.278	0.278	0.278	100@0.272	286@0.274	---	---	600	1	166.80	28,112.42	0.234	0.329	40203040	
784,500	10.00	0.35	---	0.3	24/05/2022	31/07/2018	---	---	CNL CAPITAL (CR)	6.9	-2.13 E	7.05	18/11/2022	7	6.9	7	6.9	6.909	175@6.80	100@6.90	15.89	2021	110	2	760.00	5,413.05	6.75	9.05	30202010	
10,104,300	0.300	---	---	---	06/10/2005	13/02/2002	---	---	CPI SA (CR)	0.67	-1.18 E	0.678	18/11/2022	0.67	0.67	0.674	0.67	0.67	2000@0.646	2500@0.668	---	---	2,050	3	1,373.54	6,769.88	0.55	0.845	10102030	
18,680,300	0.050	---	---	---	06/07/2022	---	---	---	DIMAND (CR)	14.2	0.71 P	14.1	18/11/2022	14.1	14.1	14.3	14.2	14.217	100@13.90	470@14.20	---	---	1,950	40	27,723.00	265,260.26	13.33	15.17	35101010	
54,200,000	0.075 (0.0065)	---	---	0.035	19/07/2022	23/11/2021	---	---	EPSILON NET (CR)	5.9	--- γ	5.9	18/11/2022	5.88	5.8	5.92	5.9	5.846	570@5.78	322@5.88	---	---	4,262	35	24,914.32	319,780.00	4.06	7.56	10101015	
40,134,921	0.400	---	---	---	30/08/1993	09/09/2022	---	---	IDEAL HOLDINGS (CR)	3.45	0.58 P	3.43	18/11/2022	3.4	3.4	3.47	3.45	3.446	395@3.46	250@3.48	---	---	16,373	59	56,416.90	138,465.48	2.85	4.09	10102030	
20,578,374	0.620	0.04	0.09	0.0853	21/06/2022	18/05/2015	---	---	INFORM P. LYKOS (CR)	1.72	1.18 P	1.7	18/11/2022	1.72	1.72	1.72	1.72	1.72	500@1.67	4@1.69	---	---	10	1	17.20	35,394.80	1.385	1.9	50205030	
83,600,000	0.880	---	---	---	03/07/2007	23/09/2022	---	---	INTRACOM HOLDINGS (CR)	1.606	-0.74 E	1.618	18/11/2022	1.604	1.6	1.642	1.606	1.609	2215@1.61	500@1.62	---	---	49,908	86	80,326.08	134,261.60	1.27	1.94	10101010	
75,053,899	0.300	---	---	---	12/08/2008	26/01/2022	---	---	INTRAKAT (CR)	1.432	-0.56 E	1.44	18/11/2022	1.434	1.41	1.474	1.432	1.436	103@1.42	2506@1.43	---	---	83,400	197	119,738.41	107,477.18	1.336	2.57	50101010	
4,740,000	0.860	---	---	---	14/03/2003	---	---	---	LOGISMOS S.A. (CR)	0.988	--- γ	0.988	18/11/2022	---	---	---	---	---	300@0.922	290@0.988	---	2021	---	---	---	4,683.12	0.882	1.17	10101015	
4,419,616	1.58	---	---	---	21/07/2011	04/03/2015	---	---	MEDICON S.A (CR)	3.06	0.33 P	3.05	18/11/2022	3.07	3.02	3.09	3.06	3.051	10@3.04	239@3.07	---	---	4,400	38	13,425.62	13,524.02	2.7	5.4	20102010	
468,700	1.71	2.24	3.42	03/05/2022	21/05/2004	---	---	---	MERMEREN KOMB. A.D. PR. (GDR)	45	--- γ	45	18/11/2022	---	---	---	---	---	66@43.20	50@44.80	1.42	2021	---	---	---	21,091.50	42	60	55102000	
87,127,162	0.500	---	---	---	21/05/2008	28/07/2021	---	---	PREMIA (CR)	1.085	-0.46 E	1.09	18/11/2022	1.09	1.075	1.105	1.085	1.085	5900@1.08	2179@1.09	---	---	20,865	47	22,628.35	94,532.97	1.035	1.8	35101010	
24,027,832	0.230	0.0324	---	---	27/06/2022	08/06/2022	---	---	PROFILE SA (CR)	2.89	-0.34 E	2.9	18/11/2022	2.9	2.85	2.9	2.89	2.874	150@2.86	380@2.90	---	---	15,653	87	44,990.44	69,440.43	2.565	3.745	10101010	
27,345,120	0.280	---	---	---	18/07/2005	26/02/2014	---	---	QUALITY & RELIABILITY SA (CR)	0.42	10.53 P	0.38	18/11/2022	0.386	0.38	0.424	0.42	0.381	1000@0.405	690@0.420	---	---	724,456	36	275,704.34	11,484.95	0.35	0.534	10101010	
57,434,884	1.31	---	---	---	05/06/2008	12/06/2009	---	---	REDS S.A. (CR)	2.48	--- γ	2.48	18/11/2022	2.48	2.48	2.48	2.48	2.48513119@2.48	1387@2.68	---	---	4,659	5	11,554.32	142,438.51	1.78	2.49	35101010		
6,456,530	1.08	0.065	0.0804	0.12	14/07/2022	02/08/2010	---	---	SPACE HELLAS SA (CR)	6.32	-1.25 E	6.4	18/11/2022	6.38	6.32	6.48	6.32	6.369	10@6.32	24@6.46	---	---	1,860	17	11,846.60	40,805.27	6.22	10.8	15101010	
15,627,315	0.300	---	---	---	16/11/1992	24/07/2019	---	---	UNIBIOS (CR)	0.66	--- γ	0.66	18/11/2022	0.66	0.651	0.668	0.66	0.657	400@0.654	1050@0.660	---	---	16,850	29	11,078.87	10,314.03	0.487	0.74	50204000	
144,321,516	0.300	---	---	---	01/07/2011	22/01/2020	---	---	AVAX S.A. (CR)	0.745	-1.59 E	0.757	18/11/2022	0.75	0.73	0.75	0.749	0.742	1500@0.746	35@0.749	---	---	76,337	98	56,655.79	107,519.53	0.666	1.1	50101010	
32,413,681	0.370	---	---	---	15/07/2009	11/05/2000	---	---	ALUMIL (CR)	2	0.20 P	1.996	18/11/2022	2.04	1.998	2.04	2	2	100@1.96	600@2.00	---	---	512	3	1,024.22	64,827.36	1.55	2.4	55102035	
3,534,269	3.44	---	---	0.5109	23/05/2022	19/07/2022	---	---	ANDROMEDA SA (CR)	5.6	--- γ	5.6	18/11/2022	5.6	5.45	5.6	5.6	5.507	100@5.25	518@5.60	2.90	2021	220	8	1,211.50	19,791.91	4.98	8.0544	30204000	
18,810,000	0.400	---	---	---	08/07/2010	14/11/2007	---	---	VARVERIS - MODA BAGNO SA (CR)	0.658	-0.30 E	0.66	18/11/2022	0.64	0.64	0.66	0.658	0.647	120@0.630	2691@0.658	---	---	3,419	9	2,211.42	12,376.98	0.42	0.8	40401025	
24,060,000	0.300	0.035	0.035	0.055	12/04/2022	01/07/2019	---	---	GEN. COMMERCIAL & IND.SA (CR)	1.215	-2.80 E	1.25	18/11/2022	1.22	1.21	1.245	1.215	1.222	125@1.22	1040@1.24	9.99	2021	3,487	30	4,261.67	29,232.90	1.02	1.42	50205010	
15,878,748	0.480	---	---	---	10/07/2006	22/03/2004	---	---	DOMIKI KRITIS SA (CR)	0.84	-3.00 E	0.866	18/11/2022	0.85	0.84	0.85	0.84	0.847	300@0.832	585@0.840	---	---	16,630	18	14,089.44	13,338.15	0.502	0.944	50101010	
34,720,000	0.310	---	---	---	16/06/2010	01/08/2007	---	---	DROMEAS SA (CR)	0.3	-1.64 E	0.305	18/11/2022	0.3	0.3	0.3	0.3	0.3	80@0.292	3003@0.300	---	---	8,018	5	2,405.40	10,416.00	0.268	0.445	40202015	
11,250,000	0.520	---	---	0.0405	01/08/2022	09/11/2015	---	---	EKTER SA (CR)	1.385	1.10 P	1.37	18/11/2022	1.39	1.36	1.39	1.385	1.371	400@1.34	480@1.39	---	---	5,611	29	7,694.86	15,581.25	0.912	1.53	50101010	
18,410,839	1.00	---	0.027	0.262	24/08/2022	10/09/2010	---	---	ELASTRON (CR)	2.33	2.19 P	2.28	18/11/2022	2.28	2.25	2.33	2.33	2.273	200@2.28	476@2.33	---	---	710	6	1,613.65	42,897.25	1.94	2.74	55102010	
60,295,607	0.240	---	---	---	09/07/2007	01/07/2021	---	---	ELGEKA SA (CR)	0.444	8.29 P	0.41	18/11/2022	0.424	0.424	0.452	0.45	0.444	590@0.400	1000@0.430	---	---	4,401	13	1,954.71	26,771.25	0.3	0.52	45201010	
19,864,886	5.60	0.672	0.672	0.672	05/05/2022	02/07/2008	---	---	BANK OF GREECE (CR)	15.85	--- γ	15.85	18/11/2022	15.9	15.85	16	15.85	15.921	57@15.85	100@16.20	---	---	1,185	34	18,865.95	314,858.44	14.75	19.14	30101010	
60,348,000	0.420	0.07	0.07	0.1515	08/06/2022	04/08/2021	---	---	HELLENIC EXCHANGES-A.S.E. (CR)	3.14	-0.63 E	3.16	18/11/2022	3.18	3.105	3.18	3.14	3.122	1@3.12	202@3.15	---	---	32,944	195	102,852.40	189,492.72	2.94	4.09	30202015	
26,730,187	0.520	0.04	0.08	0.1	29/06/2022	01/08/2017	---	---	ELTON SA (CR)	2.06	0.49 P	2.05	18/11/2022	2.04	2.03	2.06	2.06	2.04	720@2.03	10@2.04	---	---	11,653	38	23,772.36	55,064.19	1.56	2.2	50205010	
30,000,000	0.050	---	0.06	0.09	13/05/2022	11/06/2020	---	---	ENTERSOFT (CR)	3.87	-2.03 E	3.95	18/11/2022	3.98	3.87	3.98	3.87	3.891	2@3.87	1150@3.90	---	---	1,683	10	6,549.21	116,100.00	3.14	6.04	10101015	
36,300,000	1.12	0.268	0.223	0.2186	14/09/2022	12/12/2007	---	---	THESSALONIKA WATER & SEWERAGE	3.54	--- γ	3.54	18/11/2022	3.52	3.52	3.56	3.52	3.549	280@3.52	110@3.55	---	---	624	9	2,214.34	128,502.00	3.26	4.76	65102030	
14,833,480	0.300	---	---	---	02/06/2010	04/02/2022	---	---	EUROCONSULTANTS S.A. (CR)	0.668	1.21 P	0.66	18/11/2022	0.66	0.656	0.67	0.668	0.664	1260@0.654	10355@0.668	---	---	38,738	38	25,723.90	9,908.76	0.468	0.696	50205020	
114,320,400	0.100	---	---	0.01	26/11/2021	05/08/2019	---	---	IKTINOS HELLAS SA (CR)	0.4785	-2.05 E	0.4885	18/11/2022	0.4885	0.47	0.4885	0.4785	0.474	1000@0.475	288@0.478	---	---	73,734	158	34,983.52	54,702.31	0.4555	0.82	50101035	
8,226,132	0.450	---	---	---	15/05/2009	13/10/2014	---	---	ILYDA S.A. (CR)	1.28	8.47 P	1.18	18/11/2022	1.18	1.17	1.28	1.28	1.212	500@1.26	4439@1.30	24.49	2021	17,688	33	21,438.07	10,529.45	0.864	1.63	10101015	

Number of Outstanding Securities	Nominal Value	Dividends [1]			Date of Last Coupon		Note	Shares	Closing price	% change	Previous closing price/date	Open price	Price min	Price max	Last price	Avg price	Last Bid [7]	Last Ask [7]	P/E after tax	Year	Volume	Trades	Transactions Value[8]	Company Mkt Value (thou. €)	Year low	Year high	Sector[4]	
		2019	2020	2021	Dividend [2]	Right																						
34,986,430	0.440	---	---	---	25/07/2008	23/02/2010	---	INTERWOOD-XYLEMPORIA (CR)	0.1945	-1.02	€ 0.1965	18/11/2022	0.195	0.1895	0.1975	0.1955	0.193	1500@0.192	1420@0.196	---	---	71,990	72	13,905.68	7,369.56	0.187	0.278	50101020
18,567,912	0.590	---	0.12	0.12	06/07/2022	26/01/2021	---	INTERLIFE G.C.I.(CR)	3.88	-3.00	€ 4	18/11/2022	4.02	3.82	4.02	3.88	3.87	500@3.80	426@3.88	4.63	2021	4,598	23	17,792.12	72,043.50	3.24	5	30302025
8,424,900	0.500	---	---	---	12/07/2010	04/07/2019	---	INTERTECH SA (CR)	1.075	-0.46	€ 1.08	18/11/2022	1.055	1.045	1.075	1.075	1.056	95@1.05	500@1.08	69.14	2021	6,212	34	6,562.54	9,056.77	0.602	1.18	50205010
19,804,134	0.150	---	---	---	01/07/2004	06/11/2017	---	KEKROPS SA (CR)	0.949	3.04	€ 0.921	18/11/2022	0.93	0.93	0.95	0.949	0.931	100@0.940	190@0.949	---	2021	4,846	9	4,511.77	18,794.12	0.82	2.56	35101010
40,219,218	0.260	---	---	---	29/08/2022	10/06/2019	---	KLOUKINAS - LAPPAS SA (CR)	0.499	-0.99	€ 0.504	18/11/2022	0.508	0.485	0.508	0.499	0.497	105@0.491	952@0.499	---	---	3,382	18	1,679.90	20,069.39	0.48	0.726	50101010
21,224,340	0.420	---	0.0035	0.02	06/09/2022	25/04/2006	---	KORDELLOS BROS SA (CR)	0.5	---	₹ 0.5	18/11/2022	---	---	---	---	---	50@0.490	5000@0.500	2.45	2021	---	---	---	10,612.17	0.408	0.696	55102010
33,065,136	0.380	0.18	0.2	0.2001	18/08/2022	16/09/2013	---	KRI-KRI S.A. (CR)	5.84	2.46	€ 5.7	18/11/2022	5.82	5.82	5.92	5.84	5.845	113@5.84	30@5.98	14.62	2021	14,324	22	83,726.46	193,100.39	4.88	8.84	45102020
7,595,160	0.600	---	---	---	10/09/2019	18/08/2010	---	KIRIAKOULIS SHIPPING SA (CR)	1.03	1.98	€ 1.01	18/11/2022	1.03	1.03	1.03	1.03	1.03	95@0.952	40@1.03	---	---	3	1	3.09	7,823.01	0.94	1.66	40501015
29,250,000	0.360	0.02	0.02	0.0401	21/06/2022	25/04/2019	---	MOTODYNAMICS S.A. (CR)	2.2	-1.35	€ 2.23	18/11/2022	2.17	2.17	2.2	2.2	2.175	350@2.18	846@2.20	---	---	1,574	10	3,423.08	64,350.00	1.79	2.43	40401030
32,188,050	1.04	---	---	---	21/07/2008	20/01/2000	---	MOUZAKIS (CR)	0.758	---	₹ 0.758	18/11/2022	0.758	0.758	0.758	0.758	0.758	88@0.760	3365@0.780	---	---	1,400	1	1,061.20	24,398.54	0.502	0.88	55101020
4,971,466	1.46	---	---	---	04/07/2007	08/10/2003	---	PAIRIS SA (CR)	0.87	-2.25	€ 0.89	18/11/2022	0.89	0.824	0.904	0.87	0.853	50@0.836	598@0.870	---	---	2,607	49	2,222.70	4,325.18	0.642	1.245	50203030
27,098,594	0.540	---	0.07	0.05	21/04/2022	14/01/2021	---	PAPOUTSANIS (CR)	2.33	-1.27	€ 2.36	18/11/2022	2.36	2.31	2.36	2.33	2.339	27@2.31	400@2.34	---	---	1,731	10	4,048.86	63,139.72	2.27	2.99	45201020
7,070,400	0.930	0.1013	0.1081	0.3242	17/06/2022	06/05/2016	---	PETROPOULOS PETROS (CR)	5.6	1.08	€ 5.54	18/11/2022	5.58	5.58	5.66	5.6	5.623	15@5.60	180@5.62	---	---	8,289	40	46,606.96	39,594.24	4.72	8.5	50206015
22,075,665	0.330	0.02	0.05	0.1	21/06/2022	23/11/2021	---	PLAISIO COMPUTERS SA (CR)	3.14	3.29	€ 3.04	18/11/2022	3.05	2.98	3.14	3.14	3.04	4611@3.07	99@3.14	---	---	16,955	96	51,545.48	69,317.59	2.81	4.17	40401010
21,912,599	0.300	---	---	---	11/04/2011	23/02/2007	---	REVOIL (CR)	1.31	1.95	€ 1.285	18/11/2022	1.25	1.25	1.31	1.31	1.283	652@1.26	487@1.30	---	---	5,535	27	7,103.20	28,705.50	1.03	1.39	60101020
13,582,223	1.35	---	---	---	24/06/2008	02/02/2016	---	SIDMA STEEL (CR)	2.05	---	₹ 2.05	18/11/2022	2.05	2	2.08	2.05	2.046	300@2.04	2@2.05	---	---	19,358	67	39,603.06	27,843.56	1.755	3.14	55102010
40,693,350	5.00	---	---	---	03/07/2006	26/05/2015	---	TECHNICAL OLYMPIC SA (CR)	1.725	-0.29	€ 1.73	18/11/2022	1.76	1.715	1.76	1.725	1.732	909@1.72	299@1.73	---	---	9,336	46	16,165.49	70,196.03	1.398	2.03	40202010
3,048,000	0.300	---	---	---	06/07/2007	01/06/2021	---	TZIRAKIAN PROFIL (CR)	2	0.50	€ 1.99	18/11/2022	1.97	1.97	2	2	1.983	100@1.98	199@2.00	2.16	2021	1,501	12	2,976.06	6,096.00	1.82	3.18	55102010
10,203,575	0.730	---	---	---	16/07/2007	18/10/1999	---	FIERATEX SA (CR)	0.431	2.13	€ 0.422	18/11/2022	0.43	0.43	0.434	0.431	0.431	300@0.410	264@0.430	5.08	2021	101	4	43.53	4,397.74	0.403	0.726	55101020

Main Market - Low Liquidity Class

215,805,843	0.300	---	0.05	---	30/12/2021	15/11/2022	---	ATTICA HOLDINGS (CR)	1.025	---	₹ 1.025	18/11/2022	1.03	1	1.035	1.025	1.024	5000@1.01	1650@1.04	---	---	20,368	16	20,859.75	221,200.99	0.804	1.22	40501015	
11,795,024	0.540	0.0632	0.087	0.136	04/07/2022	30/08/2019	---	FLEXOPACK SA (CR)	6.65	---	₹ 6.65	18/11/2022	6.65	6.65	6.65	6.65	6.65	35@6.55	100@7.10	---	---	40	4	266.00	78,436.91	5.7	7.2	50203030	
10,500,000	4.00	0.36	0.37	0.29	31/05/2022	02/08/2016	---	INTERCONTINENTAL (CR)	6.75	0.75	₹ 6.7	18/11/2022	6.75	6.75	6.75	6.75	6.75	50@6.55	590@6.75	---	---	120	2	810.00	70,875.00	6.25	7.25	35102000	
17,120,280	0.940	0.07	0.06	0.06	27/06/2022	02/08/2019	---	LOULIS FOOD (CR)	2.13	---	₹ 2.13	18/11/2022	2.16	2.16	2.16	2.16	2.16	100@2.06	490@2.16	---	---	10	1	21.60	36,466.20	1.96	2.7	45102020	
10,500,000	0.950	---	---	---	24/06/2008	22/07/2022	---	MEVACO SA (CR)	2.6	-0.76	₹ 2.62	18/11/2022	2.5	2.48	2.62	2.6	2.556	150@2.54	61@2.60	14.09	2021	377	8	963.46	27,300.00	1.89	2.86	55102015	
151,532,467	0.500	---	0.01	0.02	22/07/2022	10/06/2020	---	TRASTOR REAL EST. INV. CO.(CR)	1.05	---	₹ 1.05	18/11/2022	1.05	1.05	1.05	1.05	1.05	1353@1.05	---	---	---	2,500	2	2,625.00	159,109.09	0.875	1.35	35102000	
15,300,000	0.300	---	---	---	30/07/2009	13/12/1999	---	ATTICA PUBLICATIONS SA (CR)	0.386	-9.81	₹ 0.428	18/11/2022	0.4	0.386	0.4	0.386	0.394	6@0.386	1000@0.394	---	---	3,650	11	1,439.68	5,905.80	0.38	0.474	40301030	
23,986,500	1.05	---	---	---	26/06/2009	15/03/2000	---	BIOKARPET S.A.(CR)	1.71	-0.58	₹ 1.72	18/11/2022	1.72	1.6	1.72	1.71	1.625	158@1.61	107@1.69	---	---	433	8	703.74	41,016.92	1.31	1.88	50101035	
6,325,000	0.600	0.095	---	0.19	04/07/2022	17/02/2014	---	VOYATZOGLOU (CR)	2.06	1.98	₹ 2.02	18/11/2022	2.06	2.06	2.06	2.06	2.06	10@1.99	355@2.06	---	---	145	1	298.70	13,029.50	1.78	2.36	50205010	
15,000,000	0.300	---	---	---	06/07/2007	18/07/2000	---	DAIOS PLASTICS SA (CR)	3	---	₹ 3	18/11/2022	---	---	---	---	---	100@2.96	50@3.20	---	---	---	---	---	45,000.00	2.82	3.34	50203015	
13,673,200	0.880	---	---	---	18/07/2008	26/07/2001	---	EVROFARMA SA (CR)	0.68	---	₹ 0.68	18/11/2022	0.68	0.68	0.68	0.68	0.68	12@0.680	25@0.700	---	---	100	2	68.00	9,297.78	0.598	0.98	45102020	
3,307,500	0.210	---	---	---	11/08/2010	30/11/2021	---	ELVE SA (CR)	5.35	-0.93	₹ 5.4	18/11/2022	5.4	5.3	5.6	5.35	5.426	72@5.30	130@5.50	---	---	983	12	5,307.85	17,695.13	4.02	6.25	40204020	
23,828,130	0.500	---	---	0.0737	18/07/2022	17/02/2009	---	ELINOIL S.A. (CR)	1.73	---	₹ 1.73	18/11/2022	1.7	1.7	1.7	1.7	1.7	350@1.66	1425@1.70	---	---	75	1	127.50	41,222.66	1.5	1.98	60101020	
86,735,980	0.310	---	---	---	06/07/2009	18/08/2022	---	ATHENS MEDICAL CENTER SA (CR)	1.34	---	₹ 1.34	18/11/2022	1.32	1.3	1.34	1.34	1.308	725@1.32	962@1.34	---	---	1,008	8	1,318.60	116,226.21	1.265	1.95	20101025	
2,566,836	0.440	---	---	0.016	15/07/2022	09/01/2007	---	INTERWOOD-XYLEMPORIA (PR)	0.22	---	₹ 0.22	18/11/2022	---	---	---	---	---	---	2576@0.220	---	---	---	---	---	---	7,369.56	0.192	0.318	50101020
2,760,000	11.83	9.4	9.4	11	14/06/2022	16/07/1990	---	KARELIA (CR)	276	0.73	₹ 274	18/11/2022	274	274	276	276	274.582	6@272.00	105@276.00	---	---	141	6	38,716.00	761,760.00	248	296	45103010	
6,700,000	0.800	0.191	0.179	0.047	24/08/2022	29/05/2014	---	MILLS KEPENOS (CR)	2.44	---	₹ 2.44	18/11/2022	2.5	2.44	2.5	2.44	2.48	988@2.44	170@2.50	24.66	2021	30	2	74.40	16,348.00	2.02	3.26	45102020	
11,510,102	0.890	---	---	---	24/06/2005	06/10/1999	---	NAFPAKTOS TEXTILE (CR)	0.952	-4.61	₹ 0.998	18/11/2022	0.972	0.952	0.972	0.952	0.957	640@0.952	30@0.980	---	---	600	8	574.46	10,957.62	0.805	1.37	55101020	

Number of Outstanding Securities	Nominal Value	Dividends [1]			Date of Last Coupon		Note	Shares	Closing price	% change	Previous closing price/date	Open price	Price min	Price max	Last price	Avg price	Last Bid [7]	Last Ask [7]	P/E after tax	Year	Volume	Trades	Transactions Value[8]	Company Mkt Value (thou. €)	Year low	Year high	Sector[4]		
		2019	2020	2021	Dividend [2]	Right																							
18,017,472	0.360	---	---	---	09/09/2022	28/08/2017	---	KTIMA KOSTAS LAZARIDIS SA (CR)	1.46	---	↘	1.46	18/11/2022	---	---	---	---	895@1.41	120@1.50	---	---	---	---	---	26,305.51	1.43	1.95	45101015	
6,200,000	0.500	---	---	---	22/06/2010	01/11/1995	---	MINERVA KNITWEAR (CR)	0.454	---	↘	0.454	18/11/2022	0.472	0.468	0.472	0.468	0.47	210@0.410	112@0.468	---	---	3	2	1.41	2,814.80	0.378	0.765	40204020
21,364,000	1.12	---	---	---	29/07/2019	10/08/2005	---	LAMPSPA HOTEL SA (CR)	21	---	↘	21	18/11/2022	21	21	21	21	21	100@20.80	378@21.00	---	---	2	1	42.00	448,644.00	19	22	40501025
5,939,268	0.620	---	---	---	10/07/2003	03/01/2002	---	LANAKAM SA (CR)	0.76	-2.56	↗	0.78	18/11/2022	0.71	0.702	0.76	0.76	0.711	100@0.750	24@0.760	---	---	1,265	11	899.75	4,513.84	0.66	1.2	40401020
9,819,370	0.500	---	---	---	14/08/2007	09/01/2004	---	MATHIOS REFRACTORY SA (CR)	0.665	---	↘	0.665	18/11/2022	0.665	0.665	0.665	0.665	0.665	44@0.665	250@0.680	---	---	23	2	15.30	6,529.88	0.47	0.84	55101000
43,200,000	1.00	---	---	0.0824	07/09/2022	14/06/2022	---	MPLE KEDROS (CR)	2.16	-0.46	↗	2.17	18/11/2022	2.17	2.14	2.18	2.17	2.163	100@2.16	1189@2.17	---	---	23,295	101	50,378.51	93,312.00	1.95	2.258	35102000
8,321,682	0.670	---	---	---	17/08/2007	23/11/1999	---	N. LEVENTERIS (CR)	0.24	---	↘	0.24	18/11/2022	---	---	---	---	---	---	100@0.240	---	2021	---	---	---	2,541.66	0.204	0.4	50202010
2,160,524	0.670	---	---	---	03/12/2018	23/11/1999	---	N. LEVENTERIS (PR)	0.252	---	↘	0.252	18/11/2022	---	---	---	---	---	---	330@0.270	---	2021	---	---	---	2,541.66	0.228	0.348	50202010
6,340,000	0.600	0.06	0.134	0.17	10/12/2021	05/01/2022	---	NAKAS MUSIC	2.26	-0.88	↗	2.28	18/11/2022	2.1	2.1	2.28	2.26	2.255	6@2.16	555@2.26	---	---	475	8	1,071.30	14,328.40	1.81	2.48	40401030
10,080,000	3.00	1.17	1.42	1.5	27/04/2022	27/08/2001	---	TPA SA (CR)	23.7	-1.25	↗	24	18/11/2022	23.7	23.6	23.8	23.7	23.69	10@23.60	830@23.70	11.89	2020	300	6	7,107.00	238,896.00	22.8	28.7	50206060
27,379,200	0.980	0.3654	---	---	03/07/2020	29/08/2022	---	CRETE PLASTICS SA (CR)	15.5	---	↘	15.5	18/11/2022	---	---	---	---	---	300@14.70	483@16.90	---	---	---	---	---	424,377.60	13.4	19.9	50203015
255,494,534	2.71	0.613	0.352	0.279	09/06/2022	30/09/2021	---	PRODEA (CR)	8.7	---	↘	8.7	18/11/2022	8.7	7.85	8.7	7.85	8.013	---	126@8.15	---	---	152	4	1,217.95	2,222,802.45	7.5	9.45	35102000
4,181,450	0.500	---	---	---	21/08/2000	05/03/2002	---	FLOUR MILLS SARANTOPOULOS SA	1.25	---	↘	1.25	18/11/2022	---	---	---	---	---	---	---	---	---	---	---	---	5,226.81	0.99	1.69	45102020
8,340,750	1.16	---	---	---	25/06/2009	17/09/2018	---	HAIDEMENOS SA (CR)	0.476	---	↘	0.476	18/11/2022	---	---	---	---	---	25@0.480	500@0.500	17.63	2021	---	---	---	3,970.20	0.35	0.715	50205030

Exchange Traded Funds (ETFs)

906,928	---	---	---	---	15/06/2016	---	ALPHA ETF FTSE Athens Large Cap	21.67	---	↘	21.67	18/11/2022	---	---	---	---	---	---	22@18.45	100@21.66	---	---	---	---	---	---	18.15	23.98	12003
---------	-----	-----	-----	-----	------------	-----	---------------------------------	-------	-----	---	-------	------------	-----	-----	-----	-----	-----	-----	----------	-----------	-----	-----	-----	-----	-----	-----	-------	-------	-------

Surveillance

356,314,416	0.060	---	---	---	07/07/2010	21/09/2017	5160	FRIGOGLASS SA (CR)	0.083	3.75	P	0.08	18/11/2022	0.084	0.08	0.084	0.083	0.084	23500@0.080	19525@0.083	---	---	107,000	10	8,969.00	29,574.10	0.0755	0.192	50204000	
17,027,010	0.300	---	---	---	20/08/2007	26/07/2022	4912	LAVIPHARM SA (CR)	0.52	-0.95	E	0.525	18/11/2022	0.58	0.51	0.58	0.53	0.555	500@0.525	98@0.530	---	---	10,217	16	5,665.68	8,854.05	0.442	2.22	20103015	
65,326,268	0.530	---	---	---	04/07/2007	19/07/2006	4750	SATO SA (CR)	0.0195	---	γ	0.0195	18/11/2022	0.0195	0.0195	0.0195	0.0195	0.02	4000@0.018	17142@0.022	---	---	10,000	2	195.00	1,273.86	0.013	0.08	40202015	
13,191,620	0.620	---	---	---	04/08/2010	09/09/2002	5232	YALCO - CONSTANTINOU (CR)	0.232	---	γ	0.232	18/11/2022	---	---	---	---	---	---	999@0.218	---	---	---	---	---	3,060.46	0.1	0.33	40202020	
13,000,000	1.00	---	---	---	01/08/2007	07/04/2000	5093	AKRITAS SA (CR)	0.37	---	γ	0.37	18/11/2022	0.37	0.37	0.37	0.37	0.37	---	800@0.442	---	---	70	6	25.90	4,810.00	0.352	0.67	50101035	
221,519,681	0.300	---	---	---	02/07/2008	28/02/2011	4957	ANEK LINES SA (CR)	0.106	-2.75	E	0.109	18/11/2022	0.105	0.105	0.106	0.106	0.106	17451@0.107	25000@0.108	---	---	31,539	11	3,341.14	23,815.38	0.051	0.109	40501015	
312,163	0.300	---	---	---	02/07/2008	28/02/2011	4959	ANEK LINES SA (PR, Issue '90)	0.072	---	γ	0.072	18/11/2022	---	---	---	---	---	5000@0.086	---	---	---	---	---	---	23,815.38	0.058	0.086	40501015	
2,969,713	0.300	---	---	---	02/07/2008	28/02/2011	4958	ANEK LINES SA (PR, Issue '96)	0.105	---	γ	0.105	18/11/2022	---	---	---	---	---	1023@0.084	1194@0.126	---	---	---	---	---	23,815.38	0.08	0.108	40501015	
6,330,002	0.300	---	---	---	25/06/2002	15/03/2019	5162	VARVARESSOS (CR)	0.22	---	γ	0.22	18/11/2022	---	---	---	---	---	1000@0.176	---	---	2021	---	---	---	1,392.60	0.148	0.464	55101020	
17,579,754	4.16	---	---	---	18/08/2006	02/08/2010	---	BIOTER SA (CR)	0.266	-6.99	E	0.286	18/11/2022	0.25	0.25	0.28	0.26	0.264	250@0.242	3751@0.268	---	---	3,200	14	846.02	4,676.21	0.224	0.59	50101010	
4,968,600	0.050	---	---	---	01/07/1998	14/12/1998	5245	VIS SA (CR)	0.825	---	γ	0.825	18/11/2022	---	---	---	---	---	50@0.700	20@0.810	---	2021	---	---	---	4,099.10	0.66	1.05	50203030	
3,961,300	1.28	---	---	---	29/06/2004	03/08/2000	5248	DUROS SA (CR)	0.254	---	γ	0.254	18/11/2022	---	---	---	---	---	---	400@0.304	---	2021	---	---	---	1,006.17	0.172	0.398	40204020	
51,754,364	0.300	---	---	---	23/12/2003	24/01/2007	5197	SELECTED TEXT. IND. ASSOC (CR)	0.091	-17.27	E	0.11	18/11/2022	0.104	0.091	0.104	0.091	0.095	8000@0.090	9207@0.101	---	---	28,556	18	2,722.82	4,709.65	0.091	0.282	55101020	
371,337,000	0.300	---	---	---	30/05/2013	01/07/2022	---	INTRALOT (CR)	0.61	0.83	P	0.605	18/11/2022	0.61	0.61	0.61	0.61	0.61	1300@0.605	31536@0.610	---	---	82,859	36	50,543.99	226,515.57	0.438	0.755	40501020	
7,125,216	0.650	---	---	---	01/07/2005	14/12/1999	4955	KRE.KA SA (CR)	0.2	-9.09	E	0.22	18/11/2022	0.2	0.2	0.2	0.2	0.2	10@0.200	6210@0.226	---	2021	6,020	6	1,204.00	1,425.04	0.09	0.304	45102010	
7,734,375	1.00	---	---	---	09/07/2007	07/01/2011	5266	LIVANIS SA (CR)	0.185	---	γ	0.185	18/11/2022	---	---	---	---	---	---	1106@0.170	---	---	---	---	---	---	1,430.86	0.136	0.2	40301030
15,842,391	1.51	---	---	---	15/07/2009	12/05/2000	5141	BITROS HOLDING SA (CR)	0.5	5.49	P	0.474	18/11/2022	0.5	0.5	0.5	0.5	0.5	2000@0.382	99@0.500	---	---	490	3	245.00	7,921.20	0.402	0.75	55102010	
24,319,250	0.300	---	---	---	09/07/2002	04/07/2007	5165	PROODEFTIKH SA (CR)	0.6	3.45	P	0.58	18/11/2022	0.61	0.59	0.62	0.59	0.608	2044@0.590	864@0.620	---	---	5,406	15	3,288.16	14,591.55	0.24	0.62	50101010	
28,438,268	0.070	---	---	---	21/08/2006	24/11/1999	5253	SPIROY AGRICULTURE SA (CR)	0.17	---	γ	0.17	18/11/2022	---	---	---	---	---	1000@0.160	750@0.175	---	---	---	---	---	4,834.51	0.129	0.256	45102010	
766,000	1.00	---	---	---	01/07/2004	11/12/2012	5193	TRIA ALFA SA (CR)	8.4	---	γ	8.4	18/11/2022	---	---	---	---	---	---	105@7.00	65.33	2021	---	---	---	7,218.40	7.6	9.9	55101020	
245,000	1.00	---	---	---	19/07/2010	11/12/2012	5194	TRIA ALFA SA (PR)	3.2	---	γ	3.2	18/11/2022	---	---	---	---	---	930@2.56	60@3.40	24.89	2021	---	---	---	7,218.40	2.5	6.7	55101020	

Number of Outstanding Securities	Nominal Value	Dividends [1]			Date of Last Coupon Dividend [2]		Note	Shares	Closing price	% change	Previous closing price/date	Open price	Price min	Price max	Last price	Avg price	Last Bid [7]	Last Ask [7]	P/E after tax	Year	Volume	Trades	Transactions Value[8]	Company Mkt Value (thou. €)	Year low	Year high	Sector[4]
--	------------------	---------------	--	--	-------------------------------------	--	------	--------	------------------	----------	--------------------------------	---------------	--------------	--------------	---------------	--------------	-----------------	--------------	------------------	------	--------	--------	--------------------------	--------------------------------	----------	--------------	---------------

Suspension Status

5,867,311	0.300	---	---	---	11/08/2010	28/04/2017	5243	DIONIC (CR)	0.11	---	0.11	30/06/2020	---	---	---	---	---	---	---	---	---	---	---	645.40	0.11	0.11	50205010
66,948,210	0.300	---	---	---	22/09/2015	22/09/2015	5179	FOLLI FOLLIE (CR)	4.8	---	4.8	24/05/2018	---	---	---	---	---	---	---	---	---	---	---	321,351.41	4.8	4.8	40401030
12,417,000	0.310	---	---	---	27/08/2019	28/08/2017	5233	MLS MULTIMEDIA SA (CR)	0.57	---	0.57	12/05/2020	---	---	---	---	---	---	---	---	---	---	---	7,077.69	0.57	0.57	10101015
33,301,715	0.320	---	---	---	27/06/2003	08/07/2009	5241	AEGEK (CR)	0.035	---	0.035	25/06/2020	---	---	---	---	---	---	---	---	---	---	---	1,165.56	0.035	0.035	50101010
4,737,503	0.320	---	---	---	22/06/2005	22/09/2015	5115	VARANGIS AVEPE S.A. (CR)	0.11	---	0.11	02/03/2022	---	---	---	---	---	---	---	---	---	---	---	521.13	0.11	0.11	40202015
1,001,643	0.040	---	---	---	23/05/2005	17/08/2022	5206	G.E. DIMITRIOU (CR)	0.0125	---	0.0125	30/04/2019	---	---	---	---	---	---	---	---	---	---	---	12.52	0.0125	0.9625	40202020
7,085,888	1.59	---	---	---	02/07/1996	06/09/2010	5216	ELVIEMEK (CR)	2.6	---	2.6	30/09/2019	---	---	---	---	---	---	---	---	---	---	---	18,423.31	2.6	2.6	35101010
25,179,640	0.600	---	---	---	08/08/1994	19/09/2000	5191	J.BOUTARIS & SON (CR)	0.026	---	0.026	01/10/2018	---	---	---	---	---	---	---	---	---	---	---	742.45	0.026	0.026	45101015
1,540,000	0.600	---	---	---	08/08/1994	19/09/2000	5192	J.BOUTARIS & SON (PR)	0.057	---	0.057	01/10/2018	---	---	---	---	---	---	---	---	---	---	---	742.45	0.057	0.057	45101015

Shares' Notes

Code	Note text
()	- Adjusted dividends.
*	- Last adjusted closing price.
[1]	- Net dividends.
[2]	- The "Date of Last Coupon" for New listings refers to the date company's stocks started to trade in Athex
[3]	- The Company Market Value is referred to the number of outstanding shares
[4]	- Sectors codification can be found in Appendix A
[5]	- The Market Value refers to the total number of shares listed (including their several classes) in the exchange by the company.
[6]	- P/E greater than 100
[7]	- Last view of the Order Book before the end of the trading session
[8]	- All Blocks Methods' Transactions Value are included.
4750	- Transfer to the Under Surveillance Category from 8/4/2011.
4912	- Transfer to the Surveillance Category as of 31/7/2012.
4955	- Transfer to the Surveillance Category as from 5/4/2013.
4957	- Transfer to the Surveillance Category as from 5/4/2013.
4958	- Transfer to the Surveillance Category as from 5/4/2013.
4959	- Transfer to the Surveillance Category as from 5/4/2013.
5093	- Transfer to the Surveillance Category as of 8/4/2015.
5115	- Transfer to the Surveillance Category as of 15/04/2016.
5141	- Transfer to the Surveillance Category as of 10/05/2017.
5160	- Transfer to the Surveillance Category as of 15/04/2016.
5162	- Transfer to the Under Supervision Category as of 21/12/2009.
5165	- Transfer to the Surveillance Category as of 15/02/2018.
5179	- Suspension of trading as of 25/05/2018.
5191	- Suspension of trading as of 02/10/2018.
5192	- Suspension of trading as of 02/10/2018.
5193	- Transfer to the Surveillance Category as of 25/10/2018.
5194	- Transfer to the Surveillance Category as of 25/10/2018.
5197	- Transfer to the Surveillance Category as of 07/11/2018.
5206	- Suspension of trading as of 02/05/2019.
5216	- Suspension of trading as of 01/10/2019.
5232	- Transfer to the Under Surveillance Category from 08/04/2011.
5233	- Suspension of trading as of 13/05/2020.
5241	- Suspension of trading as of 26/06/2020.
5243	- Suspension of trading as of 01/07/2020.
5245	- Transfer to the Surveillance Category as of 09/07/2020.
5248	- Transfer to the Surveillance Category as of 06/09/20116.
5253	- Transfer to the Surveillance Category as of 14/5/2021.
5266	- Suspension of trading as of 04/05/2022.

Securities Blocks Details

Securities	Block Volume	Price	Block Trade Value	Time of approval	Note
PIRAEUS FINANCIAL HOLD (CR)	245,212	1.40	343,419.41	13:18:13	20
QUALITY & RELIABILITY SA (CR)	696,275	0.380	264,584.50	15:50:04	20
TITAN CEMENT (CB)	148	12.43	1,839.64	16:26:22	18
EUROBANK HOLDINGS (CR)	450,386	1.08	485,966.49	17:14:17	20

Blocks Notes

9 - Method 6-1 / Special Fees

10 - Method 6-1 / Special Fees, SDS

14 - Method 6-3 / Settlement, Incomplete Buy and Sell

18 - Method 6-2 / SPOT 1

19 - Method 6-2 / SPOT 2

20 - Method 6-1 and Method 6-1 Same Day Settlement

21 - Other Pre-agreed

Shares Rights Details

Occured date	Exercise from	Exercise until	Trading until	Rights	Price min	Price max	Closing price	Last Bid	Last Ask	Volume	Trades	Transactions Value
-----------------	------------------	-------------------	------------------	--------	--------------	--------------	------------------	----------	----------	--------	--------	-----------------------

No Rights Transactions.

Forced Sales Details

Securities	Category of Security	Transactions Volume	Number of Trades	Transactions Value	Note
ELVE SA (CR)	Stocks	341	1	1,824.35	3

Forced Sales Notes

- 1 - Compulsory Public Forced Sales
- 2 - Forced Sales of Fixed Registered Shares
- 3 - Forced Sales of Remaining Fractional Shares

Exchange Traded Funds (ETFs) Characteristics

	Transactions Date (T)	Creation / Redemption	Units (T-1)	New Units (T-1)	Redemption Units (T-1)	Units (T) [1]	Fund Assets [2]	Net Unit Price	Dividend per Unit	Dividend Date
ALPHA ETF FTSE Athex Large Cap	21/11/2022	5,000	906,928	---	---	906,928	19,639,520.00	21.6550	0.52	01/07/2022

ETFs Notes

[1] - Units (T) = Units (T-1) + New Units (T-1) - Redemption Units (T-1)

[2] - The Creation / Redemption Units of T-1 are included.

Non Convertible Corporate Bonds - Regulated Market

Num Listed Bonds	Nominal price	Issue price	Today's Rate	Exp. Date	Duration (years)	Note	Coupon		Trading Unit	Corporate Bonds	Accrued Int.	Yield.T.Mat	Price min	Price max	Closing price	Previous closing price/date	Volume	Transactions Value	Last order		ear min	Year max		
							Common	Preffered											Price	Buy / Sell			Date	
100,000	1,000.00	1,000.00	2.95	11/02/2027	5	---	2	---	1	SAFE BULKERS PARTICIPATIONS PLC (Non Convertible)	8.5222	4.8080	---	---	---	93.0000	18/11/2022	---	---	93.0000	B	21/11/2022	88.9211	100.0000
320,000	1,000.00	1,000.00	3.40	21/07/2027	7	---	5	---	1	LAMDA DEVELOPMENT S.A. (Non Convertible)	11.8056	4.8540	91.5000	94.2900	92.9000	93.7580	18/11/2022	90,000	84,513.88	92.1000	B	21/11/2022	86.1000	102.0000
200,000	1,000.00	1,000.00	2.10	27/10/2027	7	---	5	---	1	O.P.A.P. S.A. (Non Convertible)	1.5750	3.5790	93.0000	93.5000	93.0544	93.2000	18/11/2022	35,000	32,624.16	93.0000	B	21/11/2022	90.0200	101.7500
200,000	1,000.00	1,000.00	1.90	23/03/2028	7	---	4	---	1	MOTOR OIL CORINTH REFINERIES SA (Non Convertible)	3.2194	4.5670	87.5000	88.0238	87.7882	88.0240	18/11/2022	35,000	30,838.56	87.5000	B	21/11/2022	87.7637	99.2000
100,000	1,000.00	1,000.00	2.70	25/05/2026	5	---	3	---	1	COSTAMARE PARTICIPATIONS PLC (Non Convertible)	13.6500	3.8850	95.8000	95.8000	95.8000	95.6310	18/11/2022	5,000	4,858.25	95.8000	B	21/11/2022	93.1800	102.0000
300,000	1,000.00	1,000.00	2.30	20/07/2028	7	---	3	---	1	PRODEA REIC S.A.(Non Convertible)	8.0500	5.7680	84.0100	84.7500	84.2600	84.7330	18/11/2022	16,000	13,610.40	84.0100	B	21/11/2022	84.1191	98.1000
150,000	1,000.00	1,000.00	2.65	22/10/2026	5	---	3	---	1	CPLP SHIPPING HOLDINGS PLC (Non Convertible)	2.2083	5.1400	91.0000	91.5000	91.2885	91.5000	18/11/2022	26,000	23,792.42	90.8500	B	21/11/2022	90.7000	100.0000
250,000	1,000.00	1,000.00	2.45	16/11/2028	7	---	3	---	1	ELVALHALCOR S.A. (Non Convertible)	0.4764	5.2000	86.1946	90.0000	86.7000	87.8500	18/11/2022	57,000	49,607.90	86.5000	B	21/11/2022	86.7000	100.2900
500,000	1,000.00	1,000.00	2.75	03/07/2027	7	---	5	---	1	GEK TERNA S.A. (Non Convertible)	10.8472	5.8670	86.2000	87.7500	87.1200	87.9000	18/11/2022	134,000	117,491.83	86.9002	B	21/11/2022	86.2000	99.0000
300,000	1,000.00	1,000.00	2.30	14/12/2028	7	---	2	---	1	GEK TERNA S.A. (Non Convertible)	10.3500	5.8030	83.1000	84.0000	83.5444	84.0000	18/11/2022	9,000	7,612.15	83.2500	B	21/11/2022	83.1667	100.0000
175,000	1,000.00	1,000.00	3.40	26/07/2024	5	---	7	---	1	ATTICA HOLDINGS S.A. (Non Convertible)	11.3333	4.7110	96.1000	97.6000	97.0816	96.7020	18/11/2022	38,000	37,321.68	96.1401	B	21/11/2022	93.2476	99.4500
230,000	1,000.00	1,000.00	4.70	12/07/2029	7	---	1	---	1	LAMDA DEVELOPMENT S.A. (Non convertible)	17.4944	4.5920	100.0000	100.3000	100.1500	100.1520	18/11/2022	4,000	4,075.98	99.9000	B	21/11/2022	99.5620	102.9190
100,000	1,000.00	1,000.00	4.40	26/07/2029	7	---	1	---	1	CPLP SHIPPING HOLDINGS PLC (Non Convertible)	14.6667	4.8170	97.0000	97.9544	97.5131	96.0000	18/11/2022	21,000	20,785.74	97.1000	B	21/11/2022	92.6275	101.0000
200,000	1,000.00	1,000.00	3.60	12/03/2026	7	---	8	---	1	AEGEAN AIRLINES S.A. (Non Convertible)	7.2000	4.0280	---	---	---	97.1310	17/11/2022	---	---	96.3000	B	21/11/2022	93.8900	101.3000
150,000	1,000.00	1,000.00	2.60	22/10/2026	7	---	7	---	1	TERNA ENERGY FINANCE S.A. (Non Convertible)	2.1667	4.6440	91.0600	92.5400	91.8740	92.5400	18/11/2022	48,000	44,203.50	92.1500	B	21/11/2022	91.7750	99.9900
100,000	1,000.00	1,000.00	2.80	25/01/2027	5	---	2	---	1	PREMIA S.A. (Non Convertible)	9.4111	5.9390	---	---	---	88.9000	17/11/2022	---	---	87.4752	B	21/11/2022	86.6690	99.5000
120,000	1,000.00	1,000.00	3.95	04/04/2025	7	---	10	---	1	GEK TERNA S.A. (Non Convertible)	5.4861	4.0640	98.1000	98.1000	98.1000	98.3040	17/11/2022	1,000	986.49	98.2000	B	21/11/2022	98.0000	103.2000
90,000	1,000.00	1,000.00	3.00	11/05/2023	5	---	10	---	1	CORAL A.E. (Non Convertible)	1.0000	4.7810	98.5000	99.3800	98.8667	100.0000	18/11/2022	30,000	29,690.00	99.4000	B	21/11/2022	98.7891	102.0000

Corporate Bonds Notes

Transactions Volume = (Pieces) * (Nominal Price). Transactions Value = (Pieces) * (Nominal Price) * (price %) + (Accrued interest).
The price of a Bond is stated as a percentage (%) of Bond's Nominal Price.
Nominal Price in Euros (€), except if it is noted differently.

Non Convertible Corporate Bonds - Regulated Market

Num Listed Bonds	Nominal price	Issue price	Today's Rate	Exp. Date	Duration (years)	Note	Coupon		Trading Unit	Corporate Bonds	Accrued Int.	Yield.T.Mat	Price min	Price max	Closing price	Previous closing price/date	Volume	Transactions Value	Last order			ear min	Year max	
							Common	Preffered											Price	Buy / Sell	Date			
20,148	1,000.00	1,000.00	4.95	26/06/2023	5	---	9	---	1	B&F COMM. & GARM. INDUS. S.A. (Non Convertible)	20.4875	4.0530	---	---	---	100.0000	15/11/2022	---	---	99.5000	B	21/11/2022	97.5905	102.0000
120,000	1,000.00	1,000.00	2.65	06/12/2028	7	---	2	---	1	NOVAL PROPERTY REIC (Non Convertible)	12.5139	5.1100	87.9000	88.0000	87.9000	88.4440	18/11/2022	26,000	23,181.36	87.1110	B	21/11/2022	86.1000	100.0000

Corporate Bonds Notes

Transactions Volume = (Pieces) * (Nominal Price). Transactions Value = (Pieces) * (Nominal Price) * (price %) + (Accrued interest).
The price of a Bond is stated as a percentage (%) of Bond's Nominal Price.
Nominal Price in Euros (€), except if it is noted differently.

Government Bonds

Number Listed Bonds	Nominal price	Today's Rate	Accrued Interest Calc	Exp. Date [1]	Duration (years)	Note	Coupons Date	Curr. coupon value	Trading Unit	Government Bonds	Price min	Price max	Closing price	Previous closing price/date	Volume	Transactions Value	Price	Last order Buy / Sell	Date
4,500,000	1,000.00	1.88	Actual/Actual	04/02/2035	15	---	04/02	1.88	1	GGB-FXD-040235-15Y-1.875-1.000	---	---	---	---	---	---	---	---	---
2,500,000	1,000.00	3.45	Actual/Actual	02/04/2024	5	---	02/04	3.45	1	GGB-FXD-020424-05Y-3.450-1.000	---	---	---	---	---	---	---	---	---
6,000,000	1,000.00	0.75	Actual/Actual	18/06/2031	10	---	18/06	0.75	1	GGB-FXD-180631-10Y-0.750-1.000	---	---	---	---	---	---	---	---	---
4,355,990,324	1.00	3.50	Actual/Actual	30/01/2023	5	---	01/02 - 31/01	3.50	1	GGB-FXD-300123-05Y-3.500-1.00	---	---	---	94.5720 13/07/2018	---	---	1.0000	B	28/11/2018
5,962,747,327	1.00	3.75	Actual/Actual	30/01/2028	10	---	/02 - 01/02 - 31/	3.75	1	GGB-FXD-300128-10Y-3.750-1.00	---	---	---	85.4610 13/07/2018	---	---	1.0000	B	28/11/2018
7,067,309,386	1.00	3.90	Actual/Actual	30/01/2033	15	---	/02 - 01/02 - 31/	3.90	1	GGB-FXD-300133-15Y-3.900-1.00	---	---	---	78.6730 13/07/2018	---	---	1.0000	B	28/11/2018
5,472,848,349	1.00	4.00	Actual/Actual	30/01/2037	19	---	/02 - 01/02 - 31/	4.00	1	GGB-FXD-300137-19Y-4.000-1.00	---	---	---	77.0370 13/07/2018	---	---	1.0000	B	28/11/2018
5,276,770,669	1.00	4.20	Actual/Actual	30/01/2042	24	---	/02 - 01/02 - 31/	4.20	1	GGB-FXD-300142-24Y-4.200-1.00	---	---	---	77.7640 13/07/2018	---	---	1.0000	B	28/11/2018
119,550,565	1.00	4.30	Actual/Actual	24/02/2023	11	---	24/02	4.30	1	GGB-FXD-240223-11Y-2.000-1.00	---	---	---	10.0000 22/06/2015	---	---	10.0000	B	11/07/2019
48,794,718	1.00	4.30	Actual/Actual	24/02/2024	12	---	24/02	4.30	1	GGB-FXD-240224-12Y-2.000-1.00	---	---	---	10.0000 22/06/2015	---	---	---	---	---
40,248,141	1.00	4.30	Actual/Actual	24/02/2025	13	---	24/02	4.30	1	GGB-FXD-240225-13Y-2.000-1.00	---	---	---	10.0000 22/06/2015	---	---	---	---	---
59,586,043	1.00	4.30	Actual/Actual	24/02/2026	14	---	24/02	4.30	1	GGB-FXD-240226-14Y-2.000-1.00	---	---	---	10.0000 22/06/2015	---	---	---	---	---
41,118,344	1.00	4.30	Actual/Actual	24/02/2027	15	---	24/02	4.30	1	GGB-FXD-240227-15Y-2.000-1.00	---	---	---	10.0000 22/06/2015	---	---	---	---	---
45,137,734	1.00	4.30	Actual/Actual	24/02/2028	16	---	24/02	4.30	1	GGB-FXD-240228-16Y-2.000-1.00	---	---	---	10.0000 22/06/2015	---	---	---	---	---
61,768,888	1.00	4.30	Actual/Actual	24/02/2029	17	---	24/02	4.30	1	GGB-FXD-240229-17Y-2.000-1.00	---	---	---	10.0000 22/06/2015	---	---	---	---	---
54,567,744	1.00	4.30	Actual/Actual	24/02/2030	18	---	24/02	4.30	1	GGB-FXD-240230-18Y-2.000-1.00	---	---	---	10.0000 22/06/2015	---	---	---	---	---
37,541,515	1.00	4.30	Actual/Actual	24/02/2031	19	---	24/02	4.30	1	GGB-FXD-240231-19Y-2.000-1.00	---	---	---	10.0000 22/06/2015	---	---	---	---	---
37,558,317	1.00	4.30	Actual/Actual	24/02/2032	20	---	24/02	4.30	1	GGB-FXD-240232-20Y-2.000-1.00	---	---	---	10.0000 22/06/2015	---	---	---	---	---
37,473,732	1.00	4.30	Actual/Actual	24/02/2033	21	---	24/02	4.30	1	GGB-FXD-240233-21Y-2.000-1.00	---	---	---	10.0000 22/06/2015	---	---	---	---	---
33,888,293	1.00	4.30	Actual/Actual	24/02/2034	22	---	24/02	4.30	1	GGB-FXD-240234-22Y-2.000-1.00	---	---	---	10.0000 22/06/2015	---	---	---	---	---
35,177,800	1.00	4.30	Actual/Actual	24/02/2035	23	---	24/02	4.30	1	GGB-FXD-240235-23Y-2.000-1.00	---	---	---	10.0000 22/06/2015	---	---	---	---	---
35,547,268	1.00	4.30	Actual/Actual	24/02/2036	24	---	24/02	4.30	1	GGB-FXD-240236-24Y-2.000-1.00	---	---	---	10.0000 22/06/2015	---	---	---	---	---
40,246,306	1.00	4.30	Actual/Actual	24/02/2037	25	---	24/02	4.30	1	GGB-FXD-240237-25Y-2.000-1.00	---	---	---	10.0000 22/06/2015	---	---	---	---	---
37,643,952	1.00	4.30	Actual/Actual	24/02/2038	26	---	24/02	4.30	1	GGB-FXD-240238-26Y-2.000-1.00	---	---	---	10.0000 22/06/2015	---	---	---	---	---
36,977,100	1.00	4.30	Actual/Actual	24/02/2039	27	---	24/02	4.30	1	GGB-FXD-240239-27Y-2.000-1.00	---	---	---	10.0000 22/06/2015	---	---	---	---	---
41,615,000	1.00	4.30	Actual/Actual	24/02/2040	28	---	24/02	4.30	1	GGB-FXD-240240-28Y-2.000-1.00	---	---	---	10.0000 22/06/2015	---	---	---	---	---
42,227,208	1.00	4.30	Actual/Actual	24/02/2041	29	---	24/02	4.30	1	GGB-FXD-240241-29Y-2.000-1.00	---	---	---	10.0000 22/06/2015	---	---	---	---	---
68,288,487	1.00	4.30	Actual/Actual	24/02/2042	30	---	24/02	4.30	1	GGB-FXD-240242-30Y-2.000-1.00	---	---	---	10.0000 22/06/2015	---	---	---	---	---
4,000,000	1,000.00	3.88	Actual/Actual	12/03/2029	10	---	12/03	3.88	1	GGB-FXD-120329-10Y-3.875-1.000	---	---	---	---	---	---	100.0000	B	15/10/2019
4,500,000	1,000.00	0.00	Actual/Actual	12/02/2026	5	---	12/02	0.00	1	GGB-FXD-120226-05Y-0.000-1.000	---	---	---	---	---	---	---	---	---
3,000,000	1,000.00	3.38	Actual/Actual	15/02/2025	7	---	15/02	3.38	1	GGB-FXD-150225-07Y-3.375-1.000	---	---	---	---	---	---	---	---	---
250,250	1,000.00	2.90	Actual/Actual	20/03/2023	4	---	20/03	2.90	1	GGB-FXD-200323-04Y-2.900-1.000	---	---	---	---	---	---	---	---	---
964,000	1,000.00	3.25	Actual/Actual	20/03/2025	6	---	20/03	3.25	1	GGB-FXD-200325-06Y-3.250-1.000	---	---	---	---	---	---	---	---	---
2,100,000	1,000.00	3.55	Actual/Actual	20/03/2026	7	---	20/03	3.55	1	GGB-FXD-200326-07Y-3.550-1.000	---	---	---	---	---	---	---	---	---

Government Bonds Notes

Transactions Volume = (Pieces) * (Nominal Price). Transactions Value = (Pieces) * (Nominal Price) * (price %) + (Accrued interest).
The Value of current coupon for the issues with NV 0.01 euro refers to NV 100 euros
FLR: Floating Interest Rate.
[1] - The Expiration Date of the interest bearing period and the Date for coupon payment.

Government Bonds

Number Listed Bonds	Nominal price	Today's Rate	Accrued Interest Calc	Exp. Date [1]	Duration (years)	Note	Coupons Date	Curr. coupon value	Trading Unit	Government Bonds	Price min	Price max	Closing price	Previous closing price/date	Volume	Transactions Value	Price	Last order Buy / Sell	Date
40,000	1,000.00	2.18	FLR	Actual/360	16/09/2023	1	---	16/03 - 16/09	---	1	GGB-FLT-160923-01Y-2.178-1.000	---	---	---	---	---	---	---	---
5,500,000	1,000.00	1.50		Actual/Actual	18/06/2030	10	---	18/06	1.50	1	GGB-FXD-180630-10Y-1.500-1.000	---	---	---	---	---	---	---	---
5,364,250	1,000.00	3.25		Actual/Actual	20/03/2050	30	---	20/03	3.25	1	GGB-FXD-200350-30Y-3.250-1.000	---	---	---	---	---	---	---	---
3,924,361	1,000.00	2.00		Actual/Actual	22/04/2027	7	---	22/04	2.00	1	GGB-FXD-220427-07Y-2.000-1.000	---	---	---	---	---	99.9000	B	22/04/2020
2,500,000	1,000.00	1.88		Actual/Actual	23/07/2026	7	---	23/07	1.88	1	GGB-FXD-230726-07Y-1.875-1.000	---	---	---	---	---	---	---	---
3,500,000	1,000.00	1.88		Actual/Actual	24/01/2052	30	---	24/01	1.88	1	GGB-FXD-240152-30Y-1.875-1.000	---	---	---	---	---	---	---	---
3,700,000	1,000.00	1.75		Actual/Actual	18/06/2032	10	---	18/06	1.75	1	GGB-FXD-180632-10Y-1.750-1.000	---	---	---	---	---	---	---	---
2,200,000	1,000.00	2.23	FLR	Actual/360	15/12/2027	5	---	- 15/12 - 15/03 -	---	1	GGB-FLT-151227-05Y-1.130-1.000	---	---	---	---	---	---	---	---

Government Bonds Notes

Transactions Volume = (Pieces) * (Nominal Price). Transactions Value = (Pieces) * (Nominal Price) * (price %) + (Accrued interest).
The Value of current coupon for the issues with NV 0.01 euro refers to NV 100 euros
FLR: Floating Interest Rate.
[1] - The Expiration Date of the interest bearing period and the Date for coupon payment.

Treasury Bills & Zero Coupon Government Bonds

	13-Week Maturity									26-Week Maturity								52-Week Maturity									
Issue Date	Exp. Date	Initial Rate	Num Listed Bonds	Nominal price	Issue price	Last Trade Price	Last Trade Date	Volume Traded	Note	Exp. Date	Initial Rate	Num Listed Bonds	Nominal price	Issue price	Last Trade Price	Last Trade Date	Volume Traded	Note	Exp. Date	Initial Rate	Num Listed Bonds	Nominal price	Issue price	Last Trade Price	Last Trade Date	Volume Traded	Note
10/12/2021	---	---	---	---	---	---	---	---	---	---	---	---	---	---	---	---	---	---	09/12/2022	-0.40	600,000	1,000.00	1,004.06	---	---	---	---
11/03/2022	---	---	---	---	---	---	---	---	---	---	---	---	---	---	---	---	---	---	10/03/2023	-0.23	1,000,000	1,000.00	1,002.30	---	---	---	---
10/06/2022	---	---	---	---	---	---	---	---	---	---	---	---	---	---	---	---	---	---	09/06/2023	0.83	1,600,000	1,000.00	991.68	---	---	---	---
09/09/2022	---	---	---	---	---	---	---	---	---	---	---	---	---	---	---	---	---	---	08/09/2023	1.97	1,000,000	1,000.00	980.47	---	---	---	---

Bonds in Circulation	Currency / Min nominal traded Value	Coupons Payment Date	Current Coupon Value	Note	Coupon	Trading Unit	Issue Date	Duration (years)	Today's Interest	A.I.C in days	Bonds	Last price of previous days		Last Outcry in Cash (euro)			Trades in	Life	Life
													Price	Buy / Sell	Date	Pieces	min	Max	
Corporate Bonds in Foreign Currency and Euro																			
103,746	GBP / 10	01/12	0.25	---	63	1	01/12/1930	98	2.5	360	National Mortgage Bank	2.27	05/02/1996	2.27	S	05/02/1996	---	2.27	2.27
0	GBP / 10	01/12	0.25	---	65	1	01/12/1928	100	2.5	360	National Mortgage Bank	---	---	---	---	---	---	---	---

Government Bonds Notes

A.I.C: Accrued Interest Calculation base.
FLR: Floating Interest Rate.
The minimum tradeable Nominal Value for all Demeterialised Government Titles is 100 Euros.
(μτφρ-0)

Athex & ATHEXClear Members List

Member Name			Stock Market			Derivatives Market		ATHEXClear Member	
Address	Phone	Fax	Market Member	Remote Member	Market Maker	Proprietary	Market Maker	General Clearing	Direct Clearing
A. SARRIS SECURITIES S.A.			a						
6, ΔΡΑΓΑΤΣΑΝΙΟΥ 6 ATHINA	2103367700								
AEONIC SECURITIES C.I.F. P.L.C.			a	a					
, ΛΑΪΟΥ 6, ΓΡ. 301B, ANNA COURT	35725337600								
ALPHA BANK S.A.								a	
, ΣΤΑΔΙΟΥ 40 ATHINA	2103260000								
ALPHA FINANCE INVESTMENT SERVICES SINGLE MEMBER SA			a		a	a	a		a
5, ΜΕΡΛΙΝ 5 ATHINA	2103677400								
ARGUS STOCKBROKERS LTD			a	a		a			
25 , 25 ΛΕΩΦΟΡΟΣ ΔΗΜΟΣΘΕΝΗ ΣΕΒΕΡΗ	0035722717000								
ATLANTIC SECURITIES LTD			a	a					
37, ΠΡΟΔΡΟΜΟΥ 37	0035722445400								
AXON SECURITIES S.A.			a			a			
48, ΣΤΑΔΙΟΥ 48 ATHINA	2103363800								
BETA SECURITIES S.A.			a		a	a			a
29 , Λ.ΑΛΕΞΑΝΔΡΑΣ 29 ATHINA	2106478930								
BNP PARIBAS S.A.								a	
, ΛΑΜΨΑΚΟΥ 2 ATHINA	2107468525								
BOFA SECURITIES EUROPE SA			a	a					
, 112 AVENUE KL?BER 75116	+33 153655555								
CAPITAL SECURITIES S.A.			a			a			
58, ΜΗΤΡΟΠΟΛΕΩΣ 58 ATHINA	2103369700								
CITIGROUP GLOBAL MARKETS EUROPE AG			a	a					
16, REUTERWEG 16	+49 691366-0								
CITIGROUP GLOBAL MARKETS LIMITED			a						
1, 33 CANADA SQUARE -CANARY WHARF	+44 02079864000								
CREDIT SUISSE BANK (EUROPE), S.A.			a	a					
, CALLE AYALA 42, 3A PLANTA-B MADRID	+34917916000								
CREDIT SUISSE SECURITIES (EUROPE) LIMITED			a						
1 , ONE CABOT SQUARE LONDON	+44 2078888888								
CYCLOS SECURITIES S.A.			a			a			
39, ΠΑΝΕΠΙΣΤΗΜΙΟΥ 39 ATHINA	2103364300								
DEUTSCHE BANK S.A.				a					
1 , GREAT WINCHESTER STREET LONDON	+44 20 754 54209	00441133361437							
EUROBANK EQUITIES INVESTMENT FIRM SINGLE MEMBER SA			a		a	a	a		a
, ΦΙΛΕΛΛΗΝΩΝ 10 & ΞΕΝΟΦΩΝΤΟΣ 13 ATHINA	2103720425								
EUROBANK S.A.								a	
, ΟΘΩΝΟΣ 8 ATHINA	2103337000								
EUROCORP INVESTMENT SERVICES S.A.			a			a			a
14, ΠΛ.ΦΙΛΙΚΗΣ ΕΤΑΙΡΕΙΑΣ 14 ATHINA	2107263600								
EUOTRUST INVESTMENT FIRM SA			a						
113, ΣΕΒΑΣΤΟΥΠΟΛΕΩΣ 113 ATHINA	2103363100								
EUROXX SECURITIES S.A.			a		a	a	a		a
7, ΠΑΛΑΙΟΛΟΓΟΥ CHALANDRI	(210)-6879400	(210)-6879401							
7, PALEOLOGOU CHALANDRI	+30 2106879400	210-6879401							
G. A. PERVANAS SECURITIES- INVESTMENT SERVICES S.A.			a						
7-9, ΣΟΦΟΚΛΕΟΥΣ 7-9 ATHINA	2103727200								
GLOBAL CAPITAL SECURITIES & FINANCIAL SERVICES LTD			a	a					
50, Λ.ΑΡΧΙΕΠΙΣΚΟΠΟΥ ΜΑΚΑΡΙΟΥ Γ50	0035722710710								
HELLENIC AMERICAN SECURITIES S.A.			a		a	a			a
27, ΑΝΔΡΕΑ ΠΑΠΑΝΔΡΕΟΥ 27 MAROUSI	2103311100								
HELLENIC BANK (INVESTMENTS) LTD				a					
, AVE.KYRIAKΟΥ MATSI 31 - PO BOX 24747 NICOSIA	+357 22500100	357 22500110							
HSBC CONTINENTAL EUROPE								a	
109-111, Λ.ΜΕΣΟΓΕΙΩΝ 109-111	2106960000								
INDEX SECURITIES S.A.			a						
6, ΔΡΑΓΑΤΣΑΝΙΟΥ 6 ATHINA	2103213920								
J. CHR. MAVRIKIS SECURITIES S.A.			a						
5, ΣΟΦΟΚΛΕΟΥΣ 5 ATHINA	2103216730								
KAPPA SECURITIES S.A.			a			a			
15, ΒΑΛΛΑΡΙΤΟΥ 15 ATHINA	2103678600								
KARAMANOF SECURITIES & INVESTMENT SERVICES S.A.			a						
2, ΠΛ.ΑΓ.ΘΕΟΔΩΡΩΝ 2 ATHINA	2103212947								

Athex & ATHEXClear Members List

Member Name			Stock Market			Derivatives Market		ATHEXClear Member	
Address	Phone	Fax	Market Member	Remote Member	Market Maker	Proprietary	Market Maker	General Clearing	Direct Clearing
LAIKI FINANCIAL SERVICES LTD			a						
26, AVE. VYRONOS NICOSIA	357 22367367	357 22718567							
LEON DEPOLAS SECURITIES S.A.			a		a	a			
1, ΧΡΗΣΤΟΥ ΛΑΔΑ 1 ATHINA	2103213276 -28								
MEGA EQUITY SECURITIES & FINANCIAL SERVICES PUBLIC LTD			a	a		a			
42-44, ΛΕΩΦ.ΓΡΙΒΑ ΔΙΓΕΝΗ 42-44	0035722711711								
MERIT SECURITIES S.A			a		a	a			a
5, ΣΟΦΟΚΛΕΟΥΣ 5 ATHINA	2103671880								
MERRILL LYNCH INTERNATIONAL			a						
2 , 2 KING EDWARD STREET LONDON	+44 20276281000								
N. CHRYSOCHOIDIS SECURITIES S.A.			a			a			a
7-9, ΣΟΦΟΚΛΕΟΥΣ 7-9 ATHINA	2103213913								
NATIONAL BANK OF GREECE S.A.			a			a		a	
86, ΑΙΟΛΟΥ STR. ATHINA	(210)-3341000	(210)-3228187							
68, ΑΚΑΔΙΜΙΑΣ STR. ATHINA	(210)-3328817	(210)-3328678							
NATIONAL SECURITIES SINGLE MEMBER SA			a		a	a	a		
66, ΛΕΩΦΟΡΟΣ ΑΘΗΝΩΝ 128-132 & ΙΦΙΓΕΝΙΑΣ ATHINA	2103328784								
NUNTIUS BROKERAGE AND INVESTMENT SERVICES S.A			a						
6, ΔΡΑΓΑΤΣΑΝΙΟΥ 6 ATHINA	2103350599								
ONE PLUS CAPITAL LIMITED			a	a					
, 75 PRODROMOU AVENUE NICOSIA 1307	35722873760								
OPTIMA BANK S.A.			a		a	a	a	a	
32 , ΑΙΓΙΑΛΕΙΑΣ 32 & ΠΑΡΑΔΕΙΣΟΥ MAROUSI	2108173663								
PANTELAKIS SECURITIES S.A.			a		a	a	a		
57, ΕΘΝΙΚΗΣ ΑΝΤΙΣΤΑΣΕΩΣ 57, ΚΤΙΡΙΟ Β CHALANDRI	2106965000								
PEGASUS SECURITIES S.A			a			a			
17 , ΒΑΛΛΩΡΙΤΟΥ 17 & ΑΜΕΡΙΚΗΣ ATHINA	2103670700								
PIRAEUS BANK S.A.			a			a		a	
, ΑΜΕΡΙΚΗΣ 4 ATHINA	2103335000								
PIRAEUS SECURITIES S. A.			a		a	a	a		a
10, ΣΤΑΔΙΟΥ 10 ATHINA	2103354100								
PROCHOICE SECURITIES LTD			a	a					
57, ΛΕΩΦ.ΣΠΥΡΟΥ ΚΥΠΡΙΑΝΟΥ 57, ΑΚΙΝΗΤΑ Φ	035724661192								
SHARELINK SECURITIES & FINANCIAL SERVICES LTD			a			a			
6 , HOUSE-ΘΕΟΤΟΚΗ 6 ΜΕΓΑΡΟ ΕΛΛΗΝΑ	+357 22554200								
SOCIETE GENERALE S.A.			a	a		a			
, 17 COURS VALMY, CEDEX	+157290504								
SOLIDUS SECURITIES S.A			a			a			a
64, ΛΟΥΙΖΗΣ ΠΙΑΝΚΟΥΡ 64 ATHINA	2106900600								
ST. EM. LAVRENTAKIS SECURITIES S.A.			a			a			
7-9, ΣΟΦΟΚΛΕΟΥΣ 7-9 ATHINA	2103213336								
THE CYPRUS INVESTMENT & & SECURITIES CORPORATION LTD			a	a					
154, ΑΓΙΟΥ ΠΡΟΚΟΠΙΟΥ & ΠΟΣΕΙΔΩΝΟΣ 1	0035722121700								
UBS EUROPE SE			a	a					
, OPERNTURM, BOCKENHEIMER LANDSTRASSE 2-4	496921790								
UBS LIMITED			a						
1 , FINSBURY AVENUE LONDON	+44 2075687135								

List of Stocks under Market Making operations

Securities	Stock Category
Market Maker	Start Market Making
MLS MULTIMEDIA SA (CR)	Suspension Status
PIRAEUS SECURITIES S. A.	01/08/2019
ALPHA ETF FTSE Athex Large Cap	Exchange Traded Funds (ETFs)
ALPHA FINANCE INVESTMENT SERVICES SINGLE MEMBER SA	02/01/1900
NATIONAL SECURITIES SINGLE MEMBER SA	02/01/1900
ADMIE (IPTO) HOLDING S.A. (CR)	Main Market
EUROBANK EQUITIES INVESTMENT FIRM SINGLE MEMBER SA	24/05/2021
HELLENIC AMERICAN SECURITIES S.A.	09/03/2020
PIRAEUS SECURITIES S. A.	29/06/2017
AEGEAN AIRLINES (CR)	Main Market
EUROBANK EQUITIES INVESTMENT FIRM SINGLE MEMBER SA	22/09/2020
ALPHA SERVICES HOLD (CR)	Main Market
ALPHA FINANCE INVESTMENT SERVICES SINGLE MEMBER SA	29/02/2016
EUROBANK EQUITIES INVESTMENT FIRM SINGLE MEMBER SA	22/10/2006
HELLENIC AMERICAN SECURITIES S.A.	25/07/2014
LEON DEPOLAS SECURITIES S.A.	04/01/2016
MERIT SECURITIES S.A	03/09/2012
NATIONAL SECURITIES SINGLE MEMBER SA	02/01/1900
PIRAEUS SECURITIES S. A.	28/05/2009
ALPHA TRUST (CR)	Main Market
LEON DEPOLAS SECURITIES S.A.	04/01/2021
ANDROMEDA SA (CR)	Main Market
BETA SECURITIES S.A.	15/02/2021
ATTICA BANK S.A. (CR)	Main Market
EUROXX SECURITIES S.A.	22/01/2016
AUTOHELLAS SA (CR)	Main Market
ALPHA FINANCE INVESTMENT SERVICES SINGLE MEMBER SA	01/07/2019
EUROXX SECURITIES S.A.	02/07/2018
AVAX S.A. (CR)	Main Market
EUROBANK EQUITIES INVESTMENT FIRM SINGLE MEMBER SA	14/12/2015
PIRAEUS SECURITIES S. A.	01/02/2021
AVE (CR)	Main Market
EUROXX SECURITIES S.A.	05/06/2020
BRIQ PROPERTIES (CR)	Main Market
EUROBANK EQUITIES INVESTMENT FIRM SINGLE MEMBER SA	09/09/2019
LEON DEPOLAS SECURITIES S.A.	22/02/2021
CC HBC AG (CR)	Main Market
BETA SECURITIES S.A.	08/03/2021
NATIONAL SECURITIES SINGLE MEMBER SA	02/01/1900
PIRAEUS SECURITIES S. A.	04/05/2015
CENERGY HOLDINGS (CB)	Main Market
ALPHA FINANCE INVESTMENT SERVICES SINGLE MEMBER SA	02/01/2016
EUROBANK EQUITIES INVESTMENT FIRM SINGLE MEMBER SA	02/01/2016
OPTIMA BANK S.A.	14/03/2022
CNL CAPITAL (CR)	Main Market
MERIT SECURITIES S.A	01/10/2018
DIMAND (CR)	Main Market
ALPHA FINANCE INVESTMENT SERVICES SINGLE MEMBER SA	08/08/2022
EUROBANK EQUITIES INVESTMENT FIRM SINGLE MEMBER SA	08/08/2022
EKTER SA (CR)	Main Market
BETA SECURITIES S.A.	26/09/2022
EUROBANK EQUITIES INVESTMENT FIRM SINGLE MEMBER SA	16/10/2017
LEON DEPOLAS SECURITIES S.A.	21/05/2018
ELASTRON (CR)	Main Market
LEON DEPOLAS SECURITIES S.A.	20/02/2017
ELLAKTOR (CR)	Main Market
ALPHA FINANCE INVESTMENT SERVICES SINGLE MEMBER SA	18/03/2019
EUROBANK EQUITIES INVESTMENT FIRM SINGLE MEMBER SA	01/06/2012
EUROXX SECURITIES S.A.	24/09/2018
NATIONAL SECURITIES SINGLE MEMBER SA	02/01/1900
PIRAEUS SECURITIES S. A.	22/10/2018
ELTON SA (CR)	Main Market
BETA SECURITIES S.A.	03/09/2012
LEON DEPOLAS SECURITIES S.A.	01/04/2019
ELVALHALCOR (CR)	Main Market
ALPHA FINANCE INVESTMENT SERVICES SINGLE MEMBER SA	07/05/2018
EUROBANK EQUITIES INVESTMENT FIRM SINGLE MEMBER SA	07/05/2018
ENTERSOFT (CR)	Main Market
EUROBANK EQUITIES INVESTMENT FIRM SINGLE MEMBER SA	22/06/2020

List of Stocks under Market Making operations

Securities	Stock Category
Market Maker	Start Market Making
EUROBANK HOLDINGS (CR)	Main Market
ALPHA FINANCE INVESTMENT SERVICES SINGLE MEMBER SA	09/01/2006
EUROBANK EQUITIES INVESTMENT FIRM SINGLE MEMBER SA	01/06/2012
HELLENIC AMERICAN SECURITIES S.A.	25/07/2014
LEON DEPOLAS SECURITIES S.A.	30/11/2018
MERIT SECURITIES S.A	06/11/2017
NATIONAL SECURITIES SINGLE MEMBER SA	02/01/1900
PIRAEUS SECURITIES S. A.	28/09/2009
EYDAP S.A. (CR)	Main Market
ALPHA FINANCE INVESTMENT SERVICES SINGLE MEMBER SA	27/01/2020
EUROBANK EQUITIES INVESTMENT FIRM SINGLE MEMBER SA	10/06/2019
FOURLIS (CR)	Main Market
EUROBANK EQUITIES INVESTMENT FIRM SINGLE MEMBER SA	01/12/2016
PIRAEUS SECURITIES S. A.	06/03/2017
GEK TERNA (CR)	Main Market
BETA SECURITIES S.A.	08/03/2021
EUROBANK EQUITIES INVESTMENT FIRM SINGLE MEMBER SA	24/05/2021
PIRAEUS SECURITIES S. A.	29/08/2019
GR. SARANTIS S.A. (CR)	Main Market
BETA SECURITIES S.A.	14/05/2012
EUROBANK EQUITIES INVESTMENT FIRM SINGLE MEMBER SA	24/10/2016
HELLENIC EXCHANGES-A.S.E. (CR)	Main Market
HELLENIC AMERICAN SECURITIES S.A.	01/09/2014
NATIONAL SECURITIES SINGLE MEMBER SA	02/01/1900
PIRAEUS SECURITIES S. A.	04/05/2015
HELLENIQ ENERGY (CR)	Main Market
HELLENIC AMERICAN SECURITIES S.A.	14/09/2015
PIRAEUS SECURITIES S. A.	20/03/2017
IDEAL HOLDINGS (CR)	Main Market
EUROBANK EQUITIES INVESTMENT FIRM SINGLE MEMBER SA	07/06/2021
PIRAEUS SECURITIES S. A.	07/06/2021
INFORM P. LYKOS (CR)	Main Market
BETA SECURITIES S.A.	31/01/2022
INTERCONTINENTAL (CR)	Main Market
LEON DEPOLAS SECURITIES S.A.	03/06/2019
INTERLIFE G.C.I.(CR)	Main Market
BETA SECURITIES S.A.	24/10/2022
INTERWOOD-XYLEMPORIA (CR)	Main Market
EUROBANK EQUITIES INVESTMENT FIRM SINGLE MEMBER SA	05/07/2021
PANTELAKIS SECURITIES S.A.	01/07/2021
INTRAKAT (CR)	Main Market
PANTELAKIS SECURITIES S.A.	10/10/2022
JUMBO SA (CR)	Main Market
BETA SECURITIES S.A.	01/02/2021
EUROBANK EQUITIES INVESTMENT FIRM SINGLE MEMBER SA	25/05/2020
MERIT SECURITIES S.A	06/11/2017
PIRAEUS SECURITIES S. A.	06/03/2017
KLOUKINAS - LAPPAS SA (CR)	Main Market
BETA SECURITIES S.A.	22/09/2014
KRI-KRI S.A. (CR)	Main Market
EUROBANK EQUITIES INVESTMENT FIRM SINGLE MEMBER SA	07/05/2018
LEON DEPOLAS SECURITIES S.A.	16/01/2017
LAMDA DEVELOPMENT SA (CR)	Main Market
EUROBANK EQUITIES INVESTMENT FIRM SINGLE MEMBER SA	08/12/2014
PANTELAKIS SECURITIES S.A.	06/11/2017
PIRAEUS SECURITIES S. A.	29/06/2017
LAMPSA HOTEL SA (CR)	Main Market
LEON DEPOLAS SECURITIES S.A.	16/01/2017
MARFIN INVESTMENT GROUP (CR)	Main Market
EUROBANK EQUITIES INVESTMENT FIRM SINGLE MEMBER SA	23/03/2015
PIRAEUS SECURITIES S. A.	02/02/2009
MOTOR OIL (CR)	Main Market
BETA SECURITIES S.A.	08/03/2021
EUROBANK EQUITIES INVESTMENT FIRM SINGLE MEMBER SA	22/10/2006
LEON DEPOLAS SECURITIES S.A.	01/04/2019
MERIT SECURITIES S.A	25/02/2019
NATIONAL SECURITIES SINGLE MEMBER SA	02/01/1900
PIRAEUS SECURITIES S. A.	04/05/2015

List of Stocks under Market Making operations

Securities	Stock Category
Market Maker	Start Market Making
MPLE KEDROS (CR)	Main Market
MERIT SECURITIES S.A.	30/09/2022
MYTILINEOS (CR)	Main Market
ALPHA FINANCE INVESTMENT SERVICES SINGLE MEMBER SA	15/04/2019
BETA SECURITIES S.A.	11/04/2022
EUROBANK EQUITIES INVESTMENT FIRM SINGLE MEMBER SA	20/09/2017
MERIT SECURITIES S.A.	25/02/2019
NATIONAL SECURITIES SINGLE MEMBER SA	02/01/1900
PIRAEUS SECURITIES S. A.	04/05/2015
NATIONAL BANK (CR)	Main Market
ALPHA FINANCE INVESTMENT SERVICES SINGLE MEMBER SA	09/01/2006
EUROBANK EQUITIES INVESTMENT FIRM SINGLE MEMBER SA	22/10/2006
HELLENIC AMERICAN SECURITIES S.A.	25/07/2014
LEON DEPOLAS SECURITIES S.A.	20/05/2015
MERIT SECURITIES S.A.	03/09/2012
NATIONAL SECURITIES SINGLE MEMBER SA	02/01/1900
PIRAEUS SECURITIES S. A.	08/09/2008
OPAP (CR)	Main Market
ALPHA FINANCE INVESTMENT SERVICES SINGLE MEMBER SA	09/01/2006
BETA SECURITIES S.A.	11/04/2022
EUROBANK EQUITIES INVESTMENT FIRM SINGLE MEMBER SA	22/10/2006
HELLENIC AMERICAN SECURITIES S.A.	25/07/2014
MERIT SECURITIES S.A.	20/03/2017
NATIONAL SECURITIES SINGLE MEMBER SA	02/01/1900
PIRAEUS SECURITIES S. A.	04/05/2015
OTE (CR)	Main Market
ALPHA FINANCE INVESTMENT SERVICES SINGLE MEMBER SA	09/01/2006
BETA SECURITIES S.A.	11/04/2022
EUROBANK EQUITIES INVESTMENT FIRM SINGLE MEMBER SA	22/10/2006
HELLENIC AMERICAN SECURITIES S.A.	25/07/2014
LEON DEPOLAS SECURITIES S.A.	20/04/2015
MERIT SECURITIES S.A.	20/03/2017
NATIONAL SECURITIES SINGLE MEMBER SA	02/01/1900
PIRAEUS SECURITIES S. A.	08/09/2008
P.P.A. S.A. (CR)	Main Market
EUROBANK EQUITIES INVESTMENT FIRM SINGLE MEMBER SA	06/02/2019
PAPOUTSANIS (CR)	Main Market
BETA SECURITIES S.A.	25/11/2013
EUROBANK EQUITIES INVESTMENT FIRM SINGLE MEMBER SA	06/12/2021
PETROPOULOS PETROS (CR)	Main Market
EUROBANK EQUITIES INVESTMENT FIRM SINGLE MEMBER SA	01/04/2019
PANTELAKIS SECURITIES S.A.	16/03/2020
PIRAEUS FINANCIAL HOLD (CR)	Main Market
ALPHA FINANCE INVESTMENT SERVICES SINGLE MEMBER SA	15/04/2019
EUROBANK EQUITIES INVESTMENT FIRM SINGLE MEMBER SA	22/10/2006
EUROXX SECURITIES S.A.	15/02/2016
HELLENIC AMERICAN SECURITIES S.A.	25/07/2014
LEON DEPOLAS SECURITIES S.A.	30/11/2018
MERIT SECURITIES S.A.	16/09/2013
NATIONAL SECURITIES SINGLE MEMBER SA	02/01/1900
PIRAEUS SECURITIES S. A.	16/02/2009
PLAISIO COMPUTERS SA (CR)	Main Market
EUROBANK EQUITIES INVESTMENT FIRM SINGLE MEMBER SA	02/03/2015
PPC (CR)	Main Market
ALPHA FINANCE INVESTMENT SERVICES SINGLE MEMBER SA	09/01/2006
BETA SECURITIES S.A.	01/02/2021
EUROBANK EQUITIES INVESTMENT FIRM SINGLE MEMBER SA	22/10/2006
HELLENIC AMERICAN SECURITIES S.A.	01/09/2014
MERIT SECURITIES S.A.	06/11/2017
NATIONAL SECURITIES SINGLE MEMBER SA	02/01/1900
PIRAEUS SECURITIES S. A.	28/09/2009
PREMIA (CR)	Main Market
BETA SECURITIES S.A.	01/06/2021
PANTELAKIS SECURITIES S.A.	23/12/2021
PROFILE SA (CR)	Main Market
PANTELAKIS SECURITIES S.A.	01/07/2019
QUEST HOLDINGS (CR)	Main Market
BETA SECURITIES S.A.	26/03/2018
EUROBANK EQUITIES INVESTMENT FIRM SINGLE MEMBER SA	28/01/2019

List of Stocks under Market Making operations

Securities	Stock Category
Market Maker	Start Market Making
SIDMA STEEL (CR)	Main Market
LEON DEPOLAS SECURITIES S.A.	06/06/2022
TECHNICAL OLYMPIC SA (CR)	Main Market
BETA SECURITIES S.A.	04/04/2022
TERNA ENERGY (CR)	Main Market
EUROBANK EQUITIES INVESTMENT FIRM SINGLE MEMBER SA	24/05/2021
PIRAEUS SECURITIES S. A.	09/12/2019
THRACE PLASTICS SA (CR)	Main Market
ALPHA FINANCE INVESTMENT SERVICES SINGLE MEMBER SA	26/03/2018
EUROBANK EQUITIES INVESTMENT FIRM SINGLE MEMBER SA	26/03/2018
TITAN CEMENT (CB)	Main Market
BETA SECURITIES S.A.	01/02/2021
EUROBANK EQUITIES INVESTMENT FIRM SINGLE MEMBER SA	06/11/2019
PIRAEUS SECURITIES S. A.	18/01/2021
TZIRAKIAN PROFIL (CR)	Main Market
LEON DEPOLAS SECURITIES S.A.	19/07/2021
UNIBIOS (CR)	Main Market
LEON DEPOLAS SECURITIES S.A.	01/02/2021
VIOHALCO SA/NV (CB)	Main Market
ALPHA FINANCE INVESTMENT SERVICES SINGLE MEMBER SA	11/03/2008
EUROBANK EQUITIES INVESTMENT FIRM SINGLE MEMBER SA	04/03/2014
MERIT SECURITIES S.A	17/03/2014

Underlying Asset				Derivatives Market													
Price max	Price min	Closing price	change	Delivery Month	Open price	Price max	Price min	Last price	Closing price	Last Bid	Last Ask	Fixing price*	Life high	Life low	Trades	Volume	Open Interest
FTSE/Athex Large Cap																	(Trade Unit: 1 Index Point x 2€, Cash Settlement)
2,169.45	2,145.33	2,169.45	0.49%	December 2022	2,141.75	2,166.50	2,138.00	2,166.50	2,166.50	---	---	---	2,210.00	---	104	441	4,004
				January 2023	2,144.00	2,160.00	2,143.25	2,160.00	2,160.00	---	---		2,192.00	---	8	10	82
				February 2023	---	---	---	---	2,169.75	---	---	---	---	---	---	---	---
				March 2023	---	---	---	---	2,173.25	---	---		---	---	---	---	---
				June 2023	---	---	---	---	2,184.25	---	---	---	---	---	---	---	---
				September 2023	---	---	---	---	2,195.00	---	---		---	---	---	---	---
FTSE/Athex Banks																	(Trade Unit: 1 Index Point x 15€, Cash Settlement)
632.30	619.53	632.30	1.03%	December 2022	---	---	---	---	620.25	---	---		649.00	---	---	---	17
				March 2023	---	---	---	---	630.00	---	---	---	---	---	---	---	---
				June 2023	---	---	---	---	633.25	---	---		---	---	---	---	---
				September 2023	---	---	---	---	636.25	---	---	---	---	---	---	---	---

Underlying Asset				Derivatives Market													
Price max	Price min	Closing price	change	Delivery Month	Open price	Price max	Price min	Last price	Closing price	Last Bid	Last Ask	Fixing price*	Life high	Life low	Trades	Volume	Open Interest
ADMIE (IPTO) HOLDING S.A. (CR)				(Contract Size: 100 Securities, Physical Delivery)													
1.716	1.694	1.708	-0.12%	December 2022	1.71	1.72	1.71	1.72	1.72	---	---	---	1.97	---	4	5	6,057
				March 2023	---	---	---	---	1.76	---	---	---	1.93	---	---	---	2
				June 2023	---	---	---	---	1.73	---	---	---	---	---	---	---	---
				September 2023	---	---	---	---	1.74	---	---	---	---	---	---	---	---
ALPHA SERVICES HOLD (CR)				(Contract Size: 100 Securities, Physical Delivery)													
0.9498	0.929	0.9356	-0.47%	December 2022	0.949	0.949	0.930	0.941	0.941	---	---	---	1.02	---	156	4,201	122,747
				March 2023	---	---	---	---	0.956	---	---	---	1.00	---	---	---	268
				June 2023	---	---	---	---	0.940	---	---	---	0.921	---	---	---	3
				September 2023	---	---	---	---	0.956	---	---	---	---	---	---	---	---
CC HBC AG (CR)				(Contract Size: 100 Securities, Physical Delivery)													
23.07	22.8	22.93	-0.35%	December 2022	---	---	---	---	22.89	---	---	---	23.55	---	---	---	560
				March 2023	---	---	---	---	23.16	---	---	---	---	---	---	---	---
				June 2023	---	---	---	---	23.28	---	---	---	---	---	---	---	---
				September 2023	---	---	---	---	23.39	---	---	---	---	---	---	---	---
CENERGY HOLDINGS (CB)				(Contract Size: 100 Securities, Physical Delivery)													
3.22	3.135	3.22	2.06%	December 2022	3.17	3.22	3.17	3.22	3.22	---	---	---	3.22	---	13	34	5,461
				March 2023	---	---	---	---	3.18	---	---	---	---	---	---	---	---
				June 2023	---	---	---	---	3.19	---	---	---	---	---	---	---	---
				September 2023	---	---	---	---	3.21	---	---	---	---	---	---	---	---
ELLAKTOR (CR)				(Contract Size: 100 Securities, Physical Delivery)													
1.69	1.652	1.676	0.00%	December 2022	1.62	1.62	1.62	1.62	1.62	---	---	---	1.76	---	1	2	344
				March 2023	---	---	---	---	1.69	---	---	---	---	---	---	---	---
				June 2023	---	---	---	---	1.70	---	---	---	---	---	---	---	---
				September 2023	---	---	---	---	1.70	---	---	---	---	---	---	---	---
EUROBANK HOLDINGS (CR)				(Contract Size: 100 Securities, Physical Delivery)													
1.0895	1.043	1.0895	3.76%	December 2022	1.04	1.08	1.04	1.08	1.08	---	---	---	1.10	---	63	1,364	15,163
				March 2023	---	---	---	---	1.06	---	---	---	---	---	---	---	---
				June 2023	---	---	---	---	1.06	---	---	---	---	---	---	---	---
				September 2023	---	---	---	---	1.07	---	---	---	---	---	---	---	---
EYDAP S.A. (CR)				(Contract Size: 100 Securities, Physical Delivery)													
7.1	7	7	-0.14%	December 2022	---	---	---	---	7.03	---	---	---	7.82	---	---	---	323
				March 2023	---	---	---	---	7.06	---	---	---	---	---	---	---	---
				June 2023	---	---	---	---	7.09	---	---	---	---	---	---	---	---
				September 2023	---	---	---	---	7.13	---	---	---	---	---	---	---	---

Derivatives notes

Fixing prices and final open positions can be retrieved from the following path <http://www.helex.gr/el/web/guest/statistics-end-of-day-derivatives>

Underlying Asset				Derivatives Market													
Price max	Price min	Closing price	change	Delivery Month	Open price	Price max	Price min	Last price	Closing price	Last Bid	Last Ask	Fixing price*	Life high	Life low	Trades	Volume	Open Interest
FOURLIS (CR)				(Contract Size: 100 Securities, Physical Delivery)													
2.96	2.935	2.945	-0.51%	December 2022	---	---	---	---	3.00	---	---	---	3.10	---	---	---	1,380
				March 2023	---	---	---	---	3.02	---	---	---	3.00	---	---	---	21
				June 2023	---	---	---	---	2.99	---	---	---	---	---	---	---	---
				September 2023	---	---	---	---	3.01	---	---	---	---	---	---	---	---
GEK TERNA (CR)				(Contract Size: 101 Securities, Physical Delivery)													
9.67	9.57	9.64	0.00%	December 2022	9.63	9.69	9.63	9.63	9.63	---	---	---	9.85	---	11	36	7,951
				March 2023	---	---	---	---	9.80	---	---	---	9.86	---	---	---	181
				June 2023	---	---	---	---	9.75	---	---	---	---	---	---	---	---
				September 2023	---	---	---	---	9.80	---	---	---	---	---	---	---	---
HELLENIC EXCHANGES-A.S.E. (CR)				(Contract Size: 100 Securities, Physical Delivery)													
3.18	3.105	3.14	-0.63%	December 2022	3.13	3.13	3.12	3.12	3.12	---	---	---	3.26	---	3	6	1,052
				March 2023	---	---	---	---	3.18	---	---	---	---	---	---	---	---
				June 2023	---	---	---	---	3.20	---	---	---	---	---	---	---	---
				September 2023	---	---	---	---	3.21	---	---	---	---	---	---	---	---
HELLENIQ ENERGY (CR)				(Contract Size: 100 Securities, Physical Delivery)													
6.84	6.7	6.76	0.00%	December 2022	6.83	6.83	6.83	6.83	6.83	---	---	---	7.15	---	1	1	947
				March 2023	---	---	---	---	6.18	---	---	---	6.42	---	---	---	15
				June 2023	---	---	---	---	6.84	---	---	---	---	---	---	---	---
				September 2023	---	---	---	---	6.87	---	---	---	---	---	---	---	---
INTRACOM HOLDINGS (CR)				(Contract Size: 108 Securities, Physical Delivery)													
1.642	1.6	1.606	-0.74%	December 2022	1.62	1.62	1.62	1.62	1.62	---	---	---	1.73	---	7	7	3,841
				March 2023	---	---	---	---	1.63	---	---	---	---	---	---	---	---
				June 2023	---	---	---	---	1.64	---	---	---	---	---	---	---	---
				September 2023	---	---	---	---	1.65	---	---	---	---	---	---	---	---
JUMBO SA (CR)				(Contract Size: 100 Securities, Physical Delivery)													
15.33	14.99	15.04	-0.20%	December 2022	14.72	14.85	14.71	14.81	14.81	---	---	---	14.97	---	14	47	965
				March 2023	---	---	---	---	15.17	---	---	---	---	---	---	---	---
				June 2023	---	---	---	---	15.25	---	---	---	---	---	---	---	---
				September 2023	---	---	---	---	15.32	---	---	---	---	---	---	---	---
LAMDA DEVELOPMENT SA (CR)				(Contract Size: 100 Securities, Physical Delivery)													
5.765	5.66	5.695	-0.52%	December 2022	5.70	5.70	5.69	5.69	5.69	---	---	---	6.26	---	2	4	4,638
				March 2023	---	---	---	---	5.76	---	---	---	---	---	---	---	---
				June 2023	---	---	---	---	5.79	---	---	---	---	---	---	---	---
				September 2023	---	---	---	---	5.82	---	---	---	---	---	---	---	---

Derivatives notes

Fixing prices and final open positions can be retrieved from the following path <http://www.helex.gr/el/web/guest/statistics-end-of-day-derivatives>

Underlying Asset				Derivatives Market													
Price max	Price min	Closing price	change	Delivery Month	Open price	Price max	Price min	Last price	Closing price	Last Bid	Last Ask	Fixing price*	Life high	Life low	Trades	Volume	Open Interest
MARFIN INVESTMENT GROUP (CR)				(Contract Size: 100 Securities, Physical Delivery)													
0.0304	0.0297	0.0304	0.00%	December 2022	0.030	0.030	0.030	0.030	0.030	---	---	---	0.032	---	2	16	15,244
				March 2023	---	---	---	---	0.031	---	---	---	---	---	---	---	---
				June 2023	---	---	---	---	0.031	---	---	---	---	---	---	---	---
				September 2023	---	---	---	---	0.031	---	---	---	---	---	---	---	---
MOTOR OIL (CR)				(Contract Size: 100 Securities, Physical Delivery)													
17.6	17.4	17.6	-1.35%	December 2022	17.50	17.60	17.50	17.60	17.60	---	---	---	17.90	---	4	24	297
				March 2023	---	---	---	---	17.96	---	---	---	---	---	---	---	---
				June 2023	---	---	---	---	18.05	---	---	---	---	---	---	---	---
				September 2023	---	---	---	---	18.14	---	---	---	---	---	---	---	---
MYTILINEOS (CR)				(Contract Size: 100 Securities, Physical Delivery)													
17.07	16.85	17.06	0.71%	December 2022	16.88	17.11	16.88	17.08	17.08	---	---	---	17.20	---	46	129	2,086
				March 2023	16.42	16.42	16.42	16.42	16.42	---	---	---	16.45	---	1	1	1
				June 2023	---	---	---	---	17.14	---	---	---	---	---	---	---	---
				September 2023	---	---	---	---	17.22	---	---	---	---	---	---	---	---
NATIONAL BANK (CR)				(Contract Size: 100 Securities, Physical Delivery)													
3.72	3.652	3.7	-0.14%	December 2022	3.69	3.70	3.64	3.70	3.70	---	---	---	3.85	---	91	1,179	19,881
				March 2023	---	---	---	---	3.70	---	---	---	3.86	---	---	---	111
				June 2023	---	---	---	---	3.75	---	---	---	---	---	---	---	---
				September 2023	---	---	---	---	3.77	---	---	---	---	---	---	---	---
OPAP (CR)				(Contract Size: 100 Securities, Physical Delivery)													
13.15	12.57	13	2.12%	December 2022	12.76	13.07	12.61	12.95	12.95	---	---	---	13.63	---	105	246	2,421
				March 2023	---	---	---	---	12.81	---	---	---	---	---	---	---	---
				June 2023	---	---	---	---	12.88	---	---	---	---	---	---	---	---
				September 2023	---	---	---	---	12.94	---	---	---	---	---	---	---	---
OTE (CR)				(Contract Size: 100 Securities, Physical Delivery)													
15.24	15.05	15.21	0.26%	December 2022	15.17	15.26	15.12	15.20	15.20	---	---	---	16.13	---	26	105	2,594
				March 2023	---	---	---	---	15.27	---	---	---	---	---	---	---	---
				June 2023	---	---	---	---	15.35	---	---	---	---	---	---	---	---
				September 2023	---	---	---	---	15.42	---	---	---	---	---	---	---	---
P.P.A. S.A. (CR)				(Contract Size: 100 Securities, Physical Delivery)													
16.4	16.14	16.26	-0.73%	December 2022	---	---	---	---	16.46	---	---	---	16.57	---	---	---	520
				March 2023	---	---	---	---	16.49	---	---	---	---	---	---	---	---
				June 2023	---	---	---	---	16.57	---	---	---	---	---	---	---	---
				September 2023	---	---	---	---	16.65	---	---	---	---	---	---	---	---

Derivatives notes

Fixing prices and final open positions can be retrieved from the following path <http://www.helex.gr/el/web/guest/statistics-end-of-day-derivatives>

Underlying Asset				Derivatives Market													
Price max	Price min	Closing price	change	Delivery Month	Open price	Price max	Price min	Last price	Closing price	Last Bid	Last Ask	Fixing price*	Life high	Life low	Trades	Volume	Open Interest
PIRAEUS FINANCIAL HOLD (CR)				(Contract Size: 100 Securities, Physical Delivery)													
1.416	1.391	1.401	-0.85%	December 2022	1.42	1.42	1.39	1.41	1.41	---	---		1.47	---	94	1,660	37,960
				March 2023	---	---	---	---	1.43	---	---		1.36	---	---	---	3
				June 2023	---	---	---	---	1.43	---	---		---	---	---	---	---
				September 2023	---	---	---	---	1.44	---	---		---	---	---	---	---
PPC (CR)				(Contract Size: 100 Securities, Physical Delivery)													
6.45	6.345	6.42	-0.47%	December 2022	6.44	6.46	6.37	6.45	6.45	---	---		6.70	---	55	288	25,446
				March 2023	6.47	6.47	6.32	6.32	6.32	---	---		6.79	---	3	12	595
				June 2023	---	---	---	---	6.53	---	---		---	---	---	---	---
				September 2023	---	---	---	---	6.56	---	---		---	---	---	---	---
TERNA ENERGY (CR)				(Contract Size: 100 Securities, Physical Delivery)													
19.28	19	19.25	1.64%	December 2022	19.05	19.33	19.05	19.28	19.28	---	---		19.40	---	22	60	6,794
				March 2023	---	---	---	---	19.07	---	---		---	---	---	---	---
				June 2023	---	---	---	---	19.16	---	---		---	---	---	---	---
				September 2023	---	---	---	---	19.26	---	---		---	---	---	---	---
TITAN CEMENT (CB)				(Contract Size: 100 Securities, Physical Delivery)													
12.12	11.9	12.1	0.00%	December 2022	---	---	---	---	12.04	---	---		12.26	---	---	---	1,124
				March 2023	---	---	---	---	12.18	---	---		---	---	---	---	---
				June 2023	---	---	---	---	12.24	---	---		---	---	---	---	---
				September 2023	---	---	---	---	12.30	---	---		---	---	---	---	---
VIOHALCO SA/NV (CB)				(Contract Size: 100 Securities, Physical Delivery)													
3.85	3.79	3.83	0.00%	December 2022	3.86	3.87	3.83	3.85	3.85	---	---		3.93	---	4	22	4,242
				March 2023	---	---	---	---	4.02	---	---		3.98	---	---	---	21
				June 2023	---	---	---	---	3.87	---	---		---	---	---	---	---
				September 2023	---	---	---	---	3.89	---	---		---	---	---	---	---

Derivatives notes

Fixing prices and final open positions can be retrieved from the following path <http://www.helex.gr/el/web/guest/statistics-end-of-day-derivatives>

FTSE/Athex Large Cap

(Trade Unit: 1 Index Point x 2€ - Exercise Style: European, Cash Settlement)

Call Options																Put Options																								
December 2022								January 2023								Other Months				December 2022								January 2023								Other Months				
Exerise Price	Open price	Price max	Price min	Last price	Closing price	Volume	Open Interest	Open price	Price max	Price min	Last price	Closing price	Volume	Open Interest	Volume	Open Interest	Open price	Price max	Price min	Last price	Closing price	Volume	Open Interest	Open price	Price max	Price min	Last price	Closing price	Volume	Open Interest	Volume	Open Interest	Exerise Price							
1,725	0.00	0.00	0.00	-	418.00	-	-	-	-	-	-	-	-	-	-	-	0.00	0.00	0.00	-	0.07	-	-	-	-	-	-	-	-	-	-	-	1,725							
1,750	0.00	0.00	0.00	-	393.00	-	-	-	-	-	-	-	-	-	-	-	0.00	0.00	0.00	-	0.14	-	-	-	-	-	-	-	-	-	-	-	1,750							
1,775	0.00	0.00	0.00	-	368.00	-	-	-	-	-	-	-	-	-	-	-	0.00	0.00	0.00	-	0.26	-	-	-	-	-	-	-	-	-	-	-	1,775							
1,800	0.00	0.00	0.00	-	343.00	-	-	-	-	-	-	-	-	-	-	-	0.00	0.00	0.00	-	0.46	-	-	-	-	-	-	-	-	-	-	-	1,800							
1,825	0.00	0.00	0.00	-	319.00	-	-	-	-	-	-	-	-	-	-	-	0.00	0.00	0.00	-	0.79	-	-	-	-	-	-	-	-	-	-	-	1,825							
1,850	0.00	0.00	0.00	-	294.00	-	-	-	-	-	-	-	-	-	-	-	0.00	0.00	0.00	-	1.30	-	-	-	-	-	-	-	-	-	-	-	1,850							
1,875	0.00	0.00	0.00	-	270.00	-	-	-	-	-	-	-	-	-	-	-	0.00	0.00	0.00	-	2.10	-	-	-	-	-	-	-	-	-	-	-	1,875							
1,900	0.00	0.00	0.00	-	246.00	-	-	0.00	0.00	0.00	-	253.00	-	-	-	-	0.00	0.00	0.00	-	3.30	-	-	0.00	0.00	0.00	-	16.50	-	-	-	-	1,900							
1,925	0.00	0.00	0.00	-	223.00	-	-	0.00	0.00	0.00	-	232.00	-	-	-	-	0.00	0.00	0.00	-	5.00	-	-	0.00	0.00	0.00	-	20.75	-	-	-	-	1,925							
1,950	0.00	0.00	0.00	-	201.00	-	-	0.00	0.00	0.00	-	212.00	-	-	-	-	0.00	0.00	0.00	-	7.30	-	-	0.00	0.00	0.00	-	25.75	-	-	-	-	1,950							
1,975	0.00	0.00	0.00	-	179.00	-	-	0.00	0.00	0.00	-	193.00	-	-	-	-	0.00	0.00	0.00	-	10.50	-	-	0.00	0.00	0.00	-	31.75	-	-	-	-	1,975							
2,000	0.00	0.00	0.00	-	158.00	-	19	0.00	0.00	0.00	-	175.00	-	-	-	-	0.00	0.00	0.00	-	14.50	-	-	0.00	0.00	0.00	-	38.50	-	-	-	-	2,000							
2,050	0.00	0.00	0.00	-	120.00	-	21	0.00	0.00	0.00	-	142.00	-	-	-	-	0.00	0.00	0.00	-	26.25	-	100	0.00	0.00	0.00	-	55.00	-	-	-	-	2,050							
2,100	0.00	0.00	0.00	-	87.00	-	100	0.00	0.00	0.00	-	113.00	-	-	-	-	0.00	0.00	0.00	-	43.50	-	60	0.00	0.00	0.00	-	76.00	-	-	-	-	2,100							
2,150	0.00	0.00	0.00	-	60.50	-	22	0.00	0.00	0.00	-	88.00	-	-	-	-	0.00	0.00	0.00	-	67.00	-	40	0.00	0.00	0.00	-	101.00	-	-	-	-	2,150							
2,200	0.00	0.00	0.00	-	40.00	-	40	0.00	0.00	0.00	-	67.50	-	-	-	-	0.00	0.00	0.00	-	96.50	-	1	0.00	0.00	0.00	-	130.00	-	-	-	-	2,200							
2,250	0.00	0.00	0.00	-	25.25	-	80	0.00	0.00	0.00	-	50.50	-	-	-	-	0.00	0.00	0.00	-	132.00	-	1	163.00	163.00	163.00	163.00	163.00	1	-	-	-	2,250							
2,300	0.00	0.00	0.00	-	15.25	-	-	0.00	0.00	0.00	-	37.25	-	-	-	-	0.00	0.00	0.00	-	171.00	-	-	0.00	0.00	0.00	-	199.00	-	-	-	-	2,300							
2,350	0.00	0.00	0.00	-	8.60	-	-	0.00	0.00	0.00	-	27.00	-	-	-	-	0.00	0.00	0.00	-	215.00	-	-	0.00	0.00	0.00	-	239.00	-	-	-	-	2,350							
2,400	0.00	0.00	0.00	-	4.70	-	-	0.00	0.00	0.00	-	19.00	-	-	-	-	0.00	0.00	0.00	-	261.00	-	-	0.00	0.00	0.00	-	281.00	-	-	-	-	2,400							
2,450	0.00	0.00	0.00	-	2.40	-	-	0.00	0.00	0.00	-	13.25	-	-	-	-	0.00	0.00	0.00	-	308.00	-	-	0.00	0.00	0.00	-	325.00	-	-	-	-	2,450							
2,500	0.00	0.00	0.00	-	1.20	-	-	-	-	-	-	-	-	-	-	-	0.00	0.00	0.00	-	357.00	-	-	-	-	-	-	-	-	-	-	-	2,500							
2,550	0.00	0.00	0.00	-	0.57	-	-	-	-	-	-	-	-	-	-	-	0.00	0.00	0.00	-	406.00	-	-	-	-	-	-	-	-	-	-	-	2,550							
2,600	0.00	0.00	0.00	-	0.26	-	-	-	-	-	-	-	-	-	-	-	0.00	0.00	0.00	-	456.00	-	-	-	-	-	-	-	-	-	-	-	2,600							
2,650	0.00	0.00	0.00	-	0.11	-	-	-	-	-	-	-	-	-	-	-	0.00	0.00	0.00	-	506.00	-	-	-	-	-	-	-	-	-	-	-	2,650							
Totals:						0	282							0	0	0	0							0	202							1	0	0	0					
Number of Trades:						0								0		0								0								1		0						

ALPHA SERVICES HOLD (CR)

(Contract Size: 100 Securities, Exercise Style: American, Physical Delivery)

Call Options															Put Options																					
December 2022								January 2023								Other Months		December 2022								January 2023								Other Months		
Exercise Price	Open price	Price max	Price min	Last price	Closing price	Volume	Open Interest	Open price	Price max	Price min	Last price	Closing price	Volume	Open Interest	Volume	Open Interest	Open price	Price max	Price min	Last price	Closing price	Volume	Open Interest	Open price	Price max	Price min	Last price	Closing price	Volume	Open Interest	Volume	Open Interest	Exercise Price			
0.500	0.000	0.000	0.000		0.441	-	-						-	-			0.000	0.000	0.000		0.001	-	-					-	-			0.005				
0.550	0.000	0.000	0.000		0.391	-	-						-	-			0.000	0.000	0.000		0.001	-	-					-	-			0.006				
0.600	0.000	0.000	0.000		0.341	-	-						-	-			0.000	0.000	0.000		0.001	-	-					-	-			0.006				
0.650	0.000	0.000	0.000		0.291	-	-	0.000	0.000	0.000		0.295	-	-			0.000	0.000	0.000		0.003	-	-	0.000	0.000	0.000		0.003	-	-			0.007			
0.700	0.000	0.000	0.000		0.242	-	-	0.000	0.000	0.000		0.248	-	-			0.000	0.000	0.000		0.001	-	-	0.000	0.000	0.000		0.006	-	-			0.007			
0.750	0.000	0.000	0.000		0.194	-	-	0.000	0.000	0.000		0.205	-	-			0.000	0.000	0.000		0.003	-	-	0.000	0.000	0.000		0.013	-	-			0.008			
0.800	0.000	0.000	0.000		0.149	-	-	0.000	0.000	0.000		0.166	-	-			0.000	0.000	0.000		0.007	-	-	0.000	0.000	0.000		0.023	-	-			0.008			
0.850	0.000	0.000	0.000		0.109	-	-	0.000	0.000	0.000		0.131	-	-			0.000	0.000	0.000		0.017	-	-	0.000	0.000	0.000		0.038	-	-			0.009			
0.900	0.000	0.000	0.000		0.075	-	-	0.000	0.000	0.000		0.101	-	-			0.000	0.000	0.000		0.034	-	-	0.000	0.000	0.000		0.058	-	-			0.009			
0.950	0.000	0.000	0.000		0.049	-	-	0.000	0.000	0.000		0.076	-	-			0.000	0.000	0.000		0.058	-	-	0.000	0.000	0.000		0.083	-	-			0.010			
1.000	0.000	0.000	0.000		0.030	-	-	0.000	0.000	0.000		0.056	-	-			0.000	0.000	0.000		0.089	-	-	0.000	0.000	0.000		0.113	-	-			0.010			
1.100	0.000	0.000	0.000		0.010	-	-	0.000	0.000	0.000		0.030	-	-			0.000	0.000	0.000		0.168	-	-	0.000	0.000	0.000		0.186	-	-			0.011			
1.200	0.000	0.000	0.000		0.003	-	-	0.000	0.000	0.000		0.014	-	-			0.000	0.000	0.000		0.262	-	-	0.000	0.000	0.000		0.271	-	-			0.012			
1.300	0.000	0.000	0.000		0.001	-	-	0.000	0.000	0.000		0.007	-	-			0.000	0.000	0.000		0.360	-	-	0.000	0.000	0.000		0.364	-	-			0.013			
1.400	0.000	0.000	0.000		0.004	-	-	0.000	0.000	0.000		0.003	-	-			0.000	0.000	0.000		0.460	-	-	0.000	0.000	0.000		0.461	-	-			0.014			
1.500	0.000	0.000	0.000		0.002	-	-	0.000	0.000	0.000		0.001	-	-			0.000	0.000	0.000		0.560	-	-	0.000	0.000	0.000		0.560	-	-			0.015			
1.600	0.000	0.000	0.000		0.001	-	-						-	-			0.000	0.000	0.000		0.660	-	-					-	-			0.016				
1.700	0.000	0.000	0.000		0.001	-	-						-	-			0.000	0.000	0.000		0.760	-	-					-	-			0.017				
1.800	0.000	0.000	0.000		0.001	-	-						-	-			0.000	0.000	0.000		0.860	-	-					-	-			0.018				
1.900	0.000	0.000	0.000		0.001	-	-						-	-			0.000	0.000	0.000		0.960	-	-					-	-			0.019				
Totals:						0	0						0	0	0	0						0	0					0	0	0	0					
Number of Trades:						0							0		0							0.00						0		0						

NATIONAL BANK (CR)

(Contract Size: 100 Securities, Exercise Style: American, Physical Delivery)

Call Options															Put Options																					
December 2022								January 2023								Other Months		December 2022								January 2023								Other Months		
Exercise Price	Open price	Price max	Price min	Last price	Closing price	Volume	Open Interest	Open price	Price max	Price min	Last price	Closing price	Volume	Open Interest	Volume	Open Interest	Open price	Price max	Price min	Last price	Closing price	Volume	Open Interest	Open price	Price max	Price min	Last price	Closing price	Volume	Open Interest	Volume	Open Interest	Exercise Price			
1.800	0.000	0.000	0.000		1.91	-	-						-	-			0.000	0.000	0.000		0.001	-	-					-	-			0.018				
1.900	0.000	0.000	0.000		1.81	-	-						-	-			0.000	0.000	0.000		0.001	-	-					-	-			0.019				
2.000	0.000	0.000	0.000		1.71	-	-						-	-			0.000	0.000	0.000		0.001	-	-					-	-			0.020				
2.200	0.000	0.000	0.000		1.51	-	-						-	-			0.000	0.000	0.000		0.001	-	-					-	-			0.022				
2.400	0.000	0.000	0.000		1.31	-	-	0.000	0.000	0.000		1.32	-	-			0.000	0.000	0.000		0.001	-	-	0.000	0.000	0.000		0.001	-	-			0.024			
2.600	0.000	0.000	0.000		1.11	-	-	0.000	0.000	0.000		1.12	-	-			0.000	0.000	0.000		0.001	-	-	0.000	0.000	0.000		0.003	-	-			0.026			
2.800	0.000	0.000	0.000		0.915	-	-	0.000	0.000	0.000		0.929	-	-			0.000	0.000	0.000		0.001	-	-	0.000	0.000	0.000		0.009	-	-			0.028			
3.000	0.000	0.000	0.000		0.718	-	-	0.000	0.000	0.000		0.746	-	-			0.000	0.000	0.000		0.004	-	-	0.000	0.000	0.000		0.025	-	-			0.030			
3.200	0.000	0.000	0.000		0.530	-	-	0.000	0.000	0.000		0.577	-	-			0.000	0.000	0.000		0.015	-	-	0.000	0.000	0.000		0.056	-	-			0.032			
3.400	0.000	0.000	0.000		0.362	-	-	0.000	0.000	0.000		0.429	-	-			0.000	0.000	0.000		0.047	-	-	0.000	0.000	0.000		0.108	-	-			0.034			
3.600	0.000	0.000	0.000		0.225	-	-	0.000	0.000	0.000		0.308	-	-			0.000	0.000	0.000		0.109	-	-	0.000	0.000	0.000		0.186	-	-			0.036			
3.800	0.000	0.000	0.000		0.127	-	-	0.000	0.000	0.000		0.212	-	-			0.000	0.000	0.000		0.212	-	-	0.000	0.000	0.000		0.290	-	-			0.038			
4.000	0.000	0.000	0.000		0.065	-	-	0.000	0.000	0.000		0.140	-	-			0.000	0.000	0.000		0.349	-	-	0.000	0.000	0.000		0.418	-	-			0.040			
4.400	0.000	0.000	0.000		0.012	-	-	0.000	0.000	0.000		0.055	-	-			0.000	0.000	0.000		0.698	-	-	0.000	0.000	0.000		0.734	-	-			0.044			
4.800	0.000	0.000	0.000		0.002	-	-	0.000	0.000	0.000		0.019	-	-			0.000	0.000	0.000		1.09	-	-	0.000	0.000	0.000		1.10	-	-			0.048			
5.200	0.000	0.000	0.000		0.001	-	-	0.000	0.000	0.000		0.006	-	-			0.000	0.000	0.000		1.49	-	-	0.000	0.000	0.000		1.49	-	-			0.052			
5.600	0.000	0.000	0.000		0.002	-	-	0.000	0.000	0.000		0.002	-	-			0.000	0.000	0.000		1.89	-	-	0.000	0.000	0.000		1.89	-	-			0.056			
6.000	0.000	0.000	0.000		0.001	-	-						-	-			0.000	0.000	0.000		2.29	-	-					-	-			0.060				
Totals:						0	0						0	0	0	0						0	0					0	0	0	0					
Number of Trades:							0						0		0							0.00						0		0						

OPAP (CR)

(Contract Size: 100 Securities, Exercise Style: American, Physical Delivery)

Call Options															Put Options																					
December 2022								January 2023								Other Months		December 2022								January 2023								Other Months		
Exerise Price	Open price	Price max	Price min	Last price	Closing price	Volume	Open Interest	Open price	Price max	Price min	Last price	Closing price	Volume	Open Interest	Volume	Open Interest	Open price	Price max	Price min	Last price	Closing price	Volume	Open Interest	Open price	Price max	Price min	Last price	Closing price	Volume	Open Interest	Volume	Open Interest	Exerise Price			
8.800	0.000	0.000	0.000		3.94	-	-	0.000	0.000	0.000		3.96	-	-			0.000	0.000	0.000		0.001	-	-	0.000	0.000	0.000		0.001	-	-			0.088			
9.200	0.000	0.000	0.000		3.54	-	-	0.000	0.000	0.000		3.56	-	-			0.000	0.000	0.000		0.001	-	-	0.000	0.000	0.000		0.001	-	-			0.092			
9.600	0.000	0.000	0.000		3.14	-	-	0.000	0.000	0.000		3.17	-	-			0.000	0.000	0.000		0.001	-	-	0.000	0.000	0.000		0.002	-	-			0.096			
10.000	0.000	0.000	0.000		2.75	-	-	0.000	0.000	0.000		2.77	-	-			0.000	0.000	0.000		0.001	-	-	0.000	0.000	0.000		0.006	-	-			0.100			
11.000	0.000	0.000	0.000		1.75	-	-	0.000	0.000	0.000		1.82	-	-			0.000	0.000	0.000		0.007	-	-	0.000	0.000	0.000		0.054	-	-			0.110			
12.000	0.000	0.000	0.000		0.855	-	-	0.000	0.000	0.000		1.02	-	-			0.000	0.000	0.000		0.107	-	-	0.000	0.000	0.000		0.246	-	-			0.120			
13.000	0.000	0.000	0.000		0.266	-	57	0.000	0.000	0.000		0.465	-	-			0.000	0.000	0.000		0.518	-	-	0.000	0.000	0.000		0.694	-	-			0.130			
14.000	0.000	0.000	0.000		0.049	-	-	0.000	0.000	0.000		0.168	-	-			0.000	0.000	0.000		1.30	-	-	0.000	0.000	0.000		1.40	-	-			0.140			
15.000	0.000	0.000	0.000		0.005	-	-	0.000	0.000	0.000		0.050	-	-			0.000	0.000	0.000		2.27	-	-	0.000	0.000	0.000		2.29	-	-			0.150			
16.000	0.000	0.000	0.000		0.001	-	-	0.000	0.000	0.000		0.012	-	-			0.000	0.000	0.000		3.27	-	-	0.000	0.000	0.000		3.27	-	-			0.160			
17.000	0.000	0.000	0.000		0.001	-	-	0.000	0.000	0.000		0.002	-	-			0.000	0.000	0.000		4.27	-	-	0.000	0.000	0.000		4.27	-	-			0.170			
18.000	0.000	0.000	0.000		0.001	-	-	0.000	0.000	0.000		0.001	-	-			0.000	0.000	0.000		5.27	-	-	0.000	0.000	0.000		5.27	-	-			0.180			
19.000	0.000	0.000	0.000		0.001	-	-						-	-			0.000	0.000	0.000		6.27	-	-				-	-				0.190				
20.000	0.000	0.000	0.000		0.001	-	-						-	-			0.000	0.000	0.000		7.27	-	-				-	-				0.200				
Totals:						0	57						0	0	0	0						0	0					0	0	0	0					
Number of Trades:							0						0		0							0.00						0		0						

OTE (CR)

(Contract Size: 100 Securities, Exercise Style: American, Physical Delivery)

Call Options															Put Options																		
December 2022							January 2023							Other Months	December 2022							January 2023							Other Months				
Exerise Price	Open price	Price max	Price min	Last price	Closing price	Volume	Open Interest	Open price	Price max	Price min	Last price	Closing price	Volume	Open Interest	Volume	Open Interest	Open price	Price max	Price min	Last price	Closing price	Volume	Open Interest	Open price	Price max	Price min	Last price	Closing price	Volume	Open Interest	Volume	Open Interest	Exerise Price
9.600	0.000	0.000	0.000		5.58	-	-						-	-			0.000	0.000	0.000		0.001	-	-					-	-			0.096	
10.000	0.000	0.000	0.000		5.19	-	-	0.000	0.000	0.000		5.20	-	-			0.000	0.000	0.000		0.001	-	-	0.000	0.000	0.000		0.001	-	-			0.100
11.000	0.000	0.000	0.000		4.19	-	-	0.000	0.000	0.000		4.21	-	-			0.000	0.000	0.000		0.001	-	-	0.000	0.000	0.000		0.001	-	-			0.110
12.000	0.000	0.000	0.000		3.19	-	-	0.000	0.000	0.000		3.22	-	-			0.000	0.000	0.000		0.001	-	-	0.000	0.000	0.000		0.013	-	-			0.120
13.000	0.000	0.000	0.000		2.20	-	-	0.000	0.000	0.000		2.29	-	-			0.000	0.000	0.000		0.010	-	-	0.000	0.000	0.000		0.072	-	-			0.130
14.000	0.000	0.000	0.000		1.28	-	-	0.000	0.000	0.000		1.47	-	-			0.000	0.000	0.000		0.092	-	-	0.000	0.000	0.000		0.248	-	-			0.140
15.000	0.000	0.000	0.000		0.582	-	-	0.000	0.000	0.000		0.834	-	-			0.000	0.000	0.000		0.390	-	51	0.000	0.000	0.000		0.614	-	-			0.150
16.000	0.000	0.000	0.000		0.192	-	-	0.000	0.000	0.000		0.417	-	-			0.000	0.000	0.000		1.00	-	-	0.000	0.000	0.000		1.20	-	-			0.160
17.000	0.000	0.000	0.000		0.044	-	5	0.147	0.147	0.147	0.147	0.147	5	-			0.000	0.000	0.000		1.86	-	-	0.000	0.000	0.000		1.97	-	-			0.170
18.000	0.000	0.000	0.000		0.007	-	-	0.000	0.000	0.000		0.069	-	-			0.000	0.000	0.000		2.83	-	-	0.000	0.000	0.000		2.86	-	-			0.180
19.000	0.000	0.000	0.000		0.001	-	-	0.000	0.000	0.000		0.024	-	-			0.000	0.000	0.000		3.83	-	-	0.000	0.000	0.000		3.83	-	-			0.190
20.000	0.000	0.000	0.000		0.001	-	-	0.000	0.000	0.000		0.007	-	-			0.000	0.000	0.000		4.83	-	-	0.000	0.000	0.000		4.83	-	-			0.200
22.000	0.000	0.000	0.000		0.001	-	-	0.000	0.000	0.000		0.001	-	-			0.000	0.000	0.000		6.83	-	-	0.000	0.000	0.000		6.83	-	-			0.220
24.000	0.000	0.000	0.000		0.001	-	-						-	-			0.000	0.000	0.000		8.83	-	-				-	-			0.240		
26.000	0.000	0.000	0.000		0.001	-	-						-	-			0.000	0.000	0.000		10.83	-	-				-	-			0.260		
Totals:						0	5						5	0	0	0						0	51					0	0	0	0		
Number of Trades:							0						1		0							0.00						0		0			

PIRAEUS FINANCIAL HOLD (CR)

(Contract Size: 100 Securities, Exercise Style: American, Physical Delivery)

Call Options																Put Options																	
December 2022							January 2023							Other Months		December 2022							January 2023							Other Months			
Exercise Price	Open price	Price max	Price min	Last price	Closing price	Volume	Open Interest	Open price	Price max	Price min	Last price	Closing price	Volume	Open Interest	Volume	Open Interest	Open price	Price max	Price min	Last price	Closing price	Volume	Open Interest	Open price	Price max	Price min	Last price	Closing price	Volume	Open Interest	Volume	Open Interest	Exercise Price
0.500	0.000	0.000	0.000		0.911	-	-						-	-			0.000	0.000	0.000		0.001	-	-					-	-			0.005	
0.550	0.000	0.000	0.000		0.861	-	-						-	-			0.000	0.000	0.000		0.001	-	-					-	-			0.006	
0.600	0.000	0.000	0.000		0.811	-	-						-	-			0.000	0.000	0.000		0.001	-	-					-	-			0.006	
0.650	0.000	0.000	0.000		0.761	-	-						-	-			0.000	0.000	0.000		0.001	-	-					-	-			0.007	
0.700	0.000	0.000	0.000		0.711	-	-						-	-			0.000	0.000	0.000		0.001	-	-					-	-			0.007	
0.750	0.000	0.000	0.000		0.661	-	-						-	-			0.000	0.000	0.000		0.001	-	-					-	-			0.008	
0.800	0.000	0.000	0.000		0.611	-	-						-	-			0.000	0.000	0.000		0.002	-	-					-	-			0.008	
0.850	0.000	0.000	0.000		0.561	-	-	0.000	0.000	0.000		0.563	-	-			0.000	0.000	0.000		0.001	-	-	0.000	0.000	0.000		0.001	-	-			0.009
0.900	0.000	0.000	0.000		0.511	-	-	0.000	0.000	0.000		0.514	-	-			0.000	0.000	0.000		0.001	-	-	0.000	0.000	0.000		0.001	-	-			0.009
0.950	0.000	0.000	0.000		0.461	-	-	0.000	0.000	0.000		0.465	-	-			0.000	0.000	0.000		0.001	-	-	0.000	0.000	0.000		0.001	-	-			0.010
1.000	0.000	0.000	0.000		0.412	-	-	0.000	0.000	0.000		0.416	-	-			0.000	0.000	0.000		0.001	-	-	0.000	0.000	0.000		0.003	-	-			0.010
1.100	0.000	0.000	0.000		0.313	-	-	0.000	0.000	0.000		0.323	-	-			0.000	0.000	0.000		0.001	-	-	0.000	0.000	0.000		0.010	-	-			0.011
1.200	0.000	0.000	0.000		0.219	-	-	0.000	0.000	0.000		0.239	-	-			0.000	0.000	0.000		0.007	-	-	0.000	0.000	0.000		0.025	-	-			0.012
1.300	0.000	0.000	0.000		0.138	-	-	0.000	0.000	0.000		0.169	-	-			0.000	0.000	0.000		0.026	-	-	0.000	0.000	0.000		0.054	-	-			0.013
1.400	0.000	0.000	0.000		0.076	-	-	0.000	0.000	0.000		0.112	-	-			0.000	0.000	0.000		0.064	-	-	0.000	0.000	0.000		0.098	-	-			0.014
1.500	0.000	0.000	0.000		0.037	-	-	0.000	0.000	0.000		0.071	-	-			0.000	0.000	0.000		0.125	-	-	0.000	0.000	0.000		0.157	-	-			0.015
1.600	0.000	0.000	0.000		0.016	-	-	0.000	0.000	0.000		0.043	-	-			0.000	0.000	0.000		0.204	-	-	0.000	0.000	0.000		0.229	-	-			0.016
1.700	0.000	0.000	0.000		0.006	-	-	0.000	0.000	0.000		0.025	-	-			0.000	0.000	0.000		0.294	-	-	0.000	0.000	0.000		0.311	-	-			0.017
1.800	0.000	0.000	0.000		0.002	-	-	0.000	0.000	0.000		0.014	-	-			0.000	0.000	0.000		0.391	-	-	0.000	0.000	0.000		0.400	-	-			0.018
1.900	0.000	0.000	0.000		0.001	-	-	0.000	0.000	0.000		0.008	-	-			0.000	0.000	0.000		0.490	-	-	0.000	0.000	0.000		0.494	-	-			0.019
2.000	0.000	0.000	0.000		0.001	-	-						-	-			0.000	0.000	0.000		0.590	-	-					-	-			0.020	
2.200	0.000	0.000	0.000		0.001	-	-						-	-			0.000	0.000	0.000		0.790	-	-					-	-			0.022	
2.400	0.000	0.000	0.000		0.001	-	-						-	-			0.000	0.000	0.000		0.990	-	-					-	-			0.024	
Totals:						0	0						0	0	0	0					0	0							0	0	0	0	
Number of Trades:						0							0		0						0.00							0		0			

PPC (CR)

(Contract Size: 100 Securities, Exercise Style: American, Physical Delivery)

Call Options																Put Options																				
December 2022								January 2023								Other Months		December 2022								January 2023								Other Months		
Exercise Price	Open price	Price max	Price min	Last price	Closing price	Volume	Open Interest	Open price	Price max	Price min	Last price	Closing price	Volume	Open Interest	Volume	Open Interest	Open price	Price max	Price min	Last price	Closing price	Volume	Open Interest	Open price	Price max	Price min	Last price	Closing price	Volume	Open Interest	Volume	Open Interest	Exercise Price			
3.400	0.000	0.000	0.000		3.06	-	-							-	-		0.000	0.000	0.000		0.001	-	-				-	-				0.034				
3.600	0.000	0.000	0.000		2.86	-	-							-	-		0.000	0.000	0.000		0.001	-	-				-	-				0.036				
3.800	0.000	0.000	0.000		2.66	-	-							-	-		0.000	0.000	0.000		0.001	-	-				-	-				0.038				
4.000	0.000	0.000	0.000		2.46	-	-	0.000	0.000	0.000		2.46	-	-			0.000	0.000	0.000		0.001	-	-	0.000	0.000	0.000		0.001	-	-			0.040			
4.400	0.000	0.000	0.000		2.06	-	-	0.000	0.000	0.000		2.07	-	-			0.000	0.000	0.000		0.001	-	-	0.000	0.000	0.000		0.003	-	-			0.044			
4.800	0.000	0.000	0.000		1.66	-	-	0.000	0.000	0.000		1.68	-	-			0.000	0.000	0.000		0.001	-	-	0.000	0.000	0.000		0.013	-	-			0.048			
5.200	0.000	0.000	0.000		1.26	-	-	0.000	0.000	0.000		1.31	-	-			0.000	0.000	0.000		0.006	-	-	0.000	0.000	0.000		0.043	-	-			0.052			
5.600	0.000	0.000	0.000		0.890	-	44	0.000	0.000	0.000		0.973	-	-			0.000	0.000	0.000		0.031	-	-	0.000	0.000	0.000		0.104	-	-			0.056			
6.000	0.520	0.520	0.520	0.520	0.520	10	-	0.000	0.000	0.000		0.691	-	-			0.000	0.000	0.000		0.105	-	2	0.000	0.000	0.000		0.221	-	-			0.060			
6.400	0.301	0.303	0.291	0.291	0.291	25	85	0.000	0.000	0.000		0.462	-	-			0.000	0.000	0.000		0.256	-	-	0.000	0.000	0.000		0.391	-	-			0.064			
6.800	0.000	0.000	0.000		0.154	-	1	0.305	0.305	0.292	0.292	0.292	36	-			0.000	0.000	0.000		0.495	-	-	0.000	0.000	0.000		0.623	-	-			0.068			
7.200	0.000	0.000	0.000		0.066	-	16	0.000	0.000	0.000		0.179	-	-			0.000	0.000	0.000		0.807	-	-	0.000	0.000	0.000		0.908	-	-			0.072			
7.600	0.000	0.000	0.000		0.024	-	-	0.000	0.000	0.000		0.104	-	-			0.000	0.000	0.000		1.17	-	-	0.000	0.000	0.000		1.23	-	-			0.076			
8.000	0.000	0.000	0.000		0.008	-	-	0.000	0.000	0.000		0.058	-	-			0.000	0.000	0.000		1.55	-	-	0.000	0.000	0.000		1.59	-	-			0.080			
8.400	0.000	0.000	0.000		0.002	-	-	0.000	0.000	0.000		0.031	-	-			0.000	0.000	0.000		1.95	-	-	0.000	0.000	0.000		1.96	-	-			0.084			
8.800	0.000	0.000	0.000		0.001	-	-	0.000	0.000	0.000		0.016	-	-			0.000	0.000	0.000		2.35	-	-	0.000	0.000	0.000		2.35	-	-			0.088			
9.200	0.000	0.000	0.000		0.001	-	-						-	-			0.000	0.000	0.000		2.75	-	-				-	-				0.092				
9.600	0.000	0.000	0.000		0.001	-	-						-	-			0.000	0.000	0.000		3.15	-	-				-	-				0.096				
10.000	0.000	0.000	0.000		0.001	-	-						-	-			0.000	0.000	0.000		3.55	-	-				-	-				0.100				
11.000	0.000	0.000	0.000		0.001	-	-						-	-			0.000	0.000	0.000		4.55	-	-				-	-				0.110				
12.000	0.000	0.000	0.000		0.001	-	-						-	-			0.000	0.000	0.000		5.55	-	-				-	-				0.120				
13.000	0.000	0.000	0.000		0.001	-	-						-	-			0.000	0.000	0.000		6.55	-	-				-	-				0.130				
14.000	0.000	0.000	0.000		0.001	-	-						-	-			0.000	0.000	0.000		7.55	-	-				-	-				0.140				
Totals:						35	146						36	0	0	0							35	2				0	0	0	0					
Number of Trades:						4							4		0								0.00				0		0							

Lending Products	Underlying Title	Multilateral Transactions[1]					Bilateral Transactions[2]		Stock Borrowing through OTC (volume)[3]
		Open Interest[5]	Volume(Offered)	Average Weighted	Transactions volume	Average Weighted	Transactions Volume	Average Weighted	Transactions Volume
ADMIEBOR	ADMIE (IPTO) HOLDING S.A. (CR)	---	---	---	---	---	---	---	112,684
AEGNBOR	AEGEAN AIRLINES (CR)	4,496	---	---	---	---	---	---	48,639
ALPHABOR	ALPHA SERVICES HOLD (CR)	---	---	---	---	---	---	---	58,782,224
ALMYBOR	ALUMIL (CR)	---	---	---	---	---	---	---	---
EEEBOR	CC HBC AG (CR)	6,714	---	---	---	---	---	---	70,546
CENERBOR	CENERGY HOLDINGS (CB)	---	---	---	---	---	---	---	---
ELLAKTORBOR	ELLAKTOR (CR)	75,503	---	---	---	---	---	---	5,504
ELHABOR	ELVALHALCOR (CR)	32,388	---	---	---	---	---	---	64,887
EUROBBOR	EUROBANK HOLDINGS (CR)	624,421	---	---	---	---	---	---	34,805,245
EYDAPBOR	EYDAP S.A. (CR)	10,782	---	---	---	---	---	---	232,546
FFGRPBOR	FOLLI FOLLIE (CR)	---	---	---	---	---	---	---	900,530
FOYRKBOR	FOURLIS (CR)	625	---	---	---	---	---	---	28,850
GEKTERNABOR	GEK TERNA (CR)	---	---	---	---	---	---	---	10,213
SARBOR	GR. SARANTIS S.A. (CR)	1,945	---	---	---	---	---	---	59,063
EXAEBOR	HELLENIC EXCHANGES-A.S.E. (CR)	5,000	---	---	---	---	---	---	155,147
ELPEBOR	HELLENIO ENERGY (CR)	---	---	---	---	---	---	---	163,453
INTRKBOR	INTRACOM HOLDINGS (CR)	---	---	---	---	---	---	---	---
BELABOR	JUMBO SA (CR)	36,358	---	---	---	---	---	---	411,778
LAMDABOR	LAMDA DEVELOPMENT SA (CR)	---	---	---	---	---	---	---	478,798
MIGBOR	MARFIN INVESTMENT GROUP (CR)	---	---	---	---	---	---	---	794,474
MOHBOR	MOTOR OIL (CR)	29,888	---	---	---	---	---	---	312,208
MYTILBOR	MYTILINEOS (CR)	2,365	---	---	---	---	---	---	118,717
ETEBOR	NATIONAL BANK (CR)	104,687	---	---	---	---	---	---	9,957,848
OPAPBOR	OPAP (CR)	13,452	---	---	---	---	---	---	1,472,161
HTOBOR	OTE (CR)	55,491	---	---	---	---	---	---	1,015,663
PPABOR	P.P.A. S.A. (CR)	2,614	---	---	---	---	---	---	65,487
TPEIRBOR	PIRAEUS FINANCIAL HOLD (CR)	6,000	---	---	---	---	---	---	3,532,270
PLAISBOR	PLAISIO COMPUTERS SA (CR)	---	---	---	---	---	---	---	---
PPCBOR	PPC (CR)	2,000	---	---	---	---	---	---	3,221,600
QUALBOR	QUALITY & RELIABILITY SA (CR)	---	---	---	---	---	---	---	---
QUESTBOR	QUEST HOLDINGS (CR)	---	---	---	---	---	---	---	92,458

Stock Lending Notes

- [1] - Multilateral contracts Lending or Borrowing as per Methods 8-1, 8-2 and 8-3-3 (According to ATHEX BoD Resolution No.17)
- [2] - Bilateral Contracts Lending or Borrowing as per Methods 8-3-1 and 8-3-2 (According to ATHEX BoD Resolution No.20)
- [3] - The information concerning OTC Stock Borrowing Transactions is based on the statements of the Dematerialised Securities System (DSS) operators involved and refers to volumes that have been registered up until the previous working day.
- [4] - Average Price (Volume weighted)
- [5] - The Data concerning Open Interest before the start of trading session

Lending Products	Underlying Title	Multilateral Transactions[1]					Bilateral Transactions[2]		Stock Borrowing through OTC (volume)[3]
		Open Interest[5]	Volume(Offered)	Average Weighted	Transactions volume	Average Weighted	Transactions Volume	Average Weighted	Transactions Volume
TENERGYBOR	TERNA ENERGY (CR)	18,003	---	---	---	---	---	---	63,186
TITCBOR	TITAN CEMENT (CB)	12,757	---	---	---	---	---	---	221,011
VIOBOR	VIOHALCO SA/NV (CB)	21,967	---	---	---	---	---	---	---

Stock Lending Notes

[1] - Multilateral contracts Lending or Borrowing as per Methods 8-1, 8-2 and 8-3-3 (According to ATHEX BoD Resolution No.17)

[2] - Bilateral Contracts Lending or Borrowing as per Methods 8-3-1 and 8-3-2 (According to ATHEX BoD Resolution No.20)

[3] - The information concerning OTC Stock Borrowing Transactions is based on the statements of the Dematerialised Securities System (DSS) operators involved and refers to volumes that have been registered up until the previous working day.

[4] - Average Price (Volume weighted)

[5] - The Data concerning Open Interest before the start of trading session

Sectors codification for listed companies

12003 -	ETF	10101010	Computer Services
10101015	Software	10102030	Computer Hardware
15101010	Telecommunications Equipment	15102015	Telecommunications Services
20101010	Health Care Facilities	20101025	Health Care Services
20102010	Medical Equipment	20103015	Pharmaceuticals
30101010	Banks	30202000	Diversified Financial Services
30202010	Asset Managers & Custodians	30202015	Investment Services
30204000	Closed End Investments	30302010	Full Line Insurance
30302015	Insurance Brokers	30302025	Property and Casualty Insurance
35101010	Real Estate Holding and Development	35101015	Real Estate Services
35102000	Diversified REITs	35102030	Office REITs
40201040	Rental & Leasing Services: Consumer	40202010	Home Construction
40202015	Household Furnishings	40202020	Household Appliance
40203040	Electronic Entertainment	40203045	Toys
40204020	Clothing & Accessories	40301010	Entertainment
40301030	Publishing	40301035	Radio & TV Broadcasters
40401010	Diversified Retailers	40401020	Apparel Retailers
40401025	Home Improvement Retailers	40401030	Specialty Retailers
40501010	Airlines	40501015	Travel & Tourism
40501020	Casinos & Gambling	40501025	Hotels & Motels
45101015	Distillers & Vintners	45101020	Soft Drinks
45102010	Farming Fishing Ranching & Plantations	45102020	Food Products
45103010	Tobacco	45201010	Food Retailers & Wholesalers
45201020	Personal Products	50101010	Construction
50101020	Building Roof/Wallboard and Plumbing	50101030	Cement
50101035	Building Materials: Other	50202010	Electrical Components
50203000	Diversified Industrials	50203015	Plastics
50203030	Containers & Packaging	50204000	Machinery: Industrial
50204020	Machinery: Construction & Handling	50205010	Industrial Suppliers
50205020	Back Office Support HR & Consulting	50205030	Forms & Bulk Printing Services
50206015	Commercial Vehicles & Parts	50206030	Marine Transportation
50206060	Transportation Services	55101000	Diversified Materials
55101020	Textile Products	55102000	General Mining
55102010	Iron & Steel	55102015	Metal Fabricating
55102035	Aluminum	60101020	Oil Refining and Marketing
65101010	Alternative Electricity	65101015	Conventional Electricity
65102030	Water		



ATHEX
Athens Stock Exchange

Λεωφ. Αθηνών 110 104 42 Αθήνα
110, Athinon Ave. GR 104 42 Athens
tel. (+30)210-33.66.800, fax (+30)210-33.66.101
www.athexgroup.gr