

23

Ημερήσιο Δελτίο
Συναλλακτικής Δραστηριότητας

Daily Official List
of Trading Activity

Monday, 13 February, 2023
Year: 144 Trading Day No: 30



ATHEXGROUP
Athens Exchange Group

Disclaimer:

Hellenic Exchanges-Athens Stock Exchange S.A. endeavours to ensure that the data and other material ("Information") presented on the Daily Official List are accurate and complete, but it is not liable for any errors or omissions of data or /and for the accuracy, credibility, updating and completeness of the aforesaid information nor it has any liability arising directly or indirectly from the use of the above Information.

The Company is not liable for the accuracy of the data included in listed companies' announcements. Only the sender of such an announcement is fully and solely liable for any infringement of third party's rights from the content of such announcement. All contents of the Daily Official List are provided only for information purposes and do not constitute investment advice or solicitation to invest in securities or other products listed for trading on the Exchange.

You acknowledge and agree that the Company is the owner of any property rights related to any Information appearing on the Daily Official List including intellectual property rights copyright, trademarks, etc.

The above data are a property of the Hellenic Exchanges-Athens Exchange and are copyright protected. Users are forbidden to reproduce, modify, copy, sale, transmit or redistribute, by all reproduction means and methods, part or the whole of the above data, without reference to their source.

The commercial exploitation of these data is, also, forbidden by third parties. Hellenic Exchanges-Athens Exchange does not carry any responsibility, direct or indirect, derived from usage or accidental alteration of the above data when used by third parties.

Hellenic Exchanges – Athens Stock Exchange S.A.

110 Athinon Ave., 10442 Athens, Tel: (210) 33.66.800, Fax: (210) 32.13.938

www.athexgroup.gr

Thessalonica Stock Exchange Center (T.S.E.C)

16-18 Katouni Str., Thessalonica 546 25 Tel: (2310) 567.667, Fax: (2310) 530.545

Athex Members Guarantee Fund

14-16 Fidiou Str., Athens 106 78, Tel: (210) 33.04.682, Fax: (210) 33.04.155

Hellenic Republic Capital Market Commission

1 Kolokotroni Str. & 1 Stadiou Str., Athens 10562 Tel: (210) 33.77.100 Fax: (210) 33.77.173

Table of Contents

Section 1: Statistical Figures of Securities, Derivatives and Lending

Summary of Markets

Athex Indices

Analytic Figures for Athex Market's Boards and Categories

Trading Details by Athex Sectors and Financial Instruments (ETFs)

Top 10 best & worst performing Shares

Derivatives Summary

Section 2: Analytic Figures of Shares Transactions

Analytic Figures of Shares Transactions

Shares' Notes

Section 3: Figures of Securities Transactions

Securities Blocks Details

Shares Rights Details

Stock Borrowing

Forced Sales Details

Forced Sales Registered Shares

Exchange Traded Funds (ETFs) Characteristics

Section 5: Bonds traded in Fixed Income Assets Market

Convertible Corporate Bonds - Regulated Market

Non Convertible Corporate Bonds - Regulated Market

Government Bonds

Treasury Bills & Zero Coupon Government Bonds

Government Bonds Traded with the Open Outcry Method

State Banks Bonds

Section 6: Additional Infos

Athex & ATHEXClear Members List

List of Stocks under Market Making operations

Section 7: Derivatives Market Analytic Figures

Index Futures

Stock Futures

Index Options

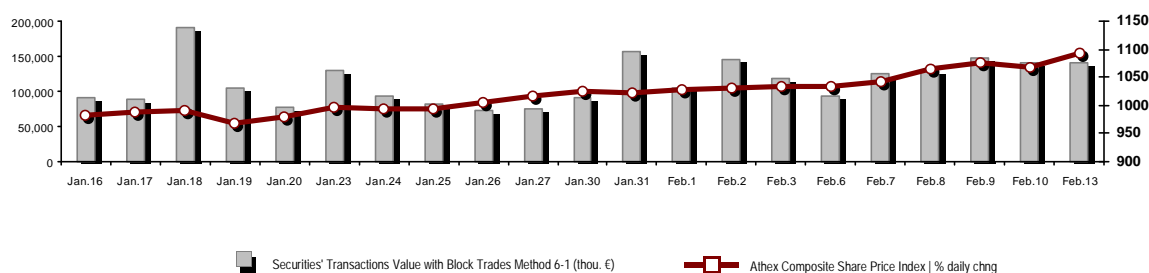
Stock Options

Stock Lending Analytic Figures

Appendix A: Sectors codification for listed companies

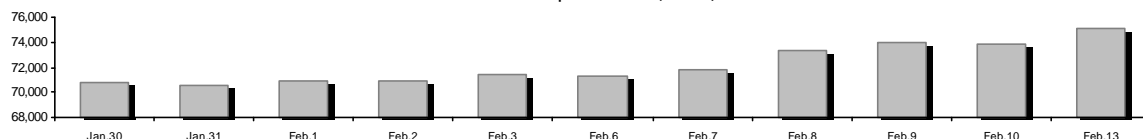
Summary of Markets

Athex Composite Share Price Index vs Shares and Derivatives Transactions Value

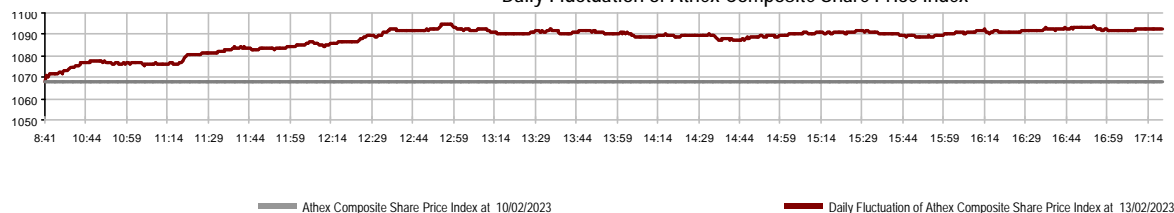


Athex Capitalisation (mill. €) **: 75,074.81	Derivatives Total Open Interest: 356,091
Daily change: mill. € % 1,258.87 1.71%	in Index Futures % daily chng 6,758 6.43%
Yearly Avg Capitalisation: mill. € % chng prev year Avg 69,434.37 10.11%	in Stock Futures % daily chng 345,980 -0.15%
Athex Composite Share Price Index % daily chng 1,092.91 2.32%	in Index Options % daily chng 1,888 3.57%
Athex Composite Share Price Index Capitalisation (mill. €) 67,873.39	in Stock Options % daily chng 1,465 3.75%
Daily change (mill. €) 1,372.70	
Securities' Transactions Value with Block Trades Method 6-1 (t 140,369.01	Derivatives Contracts Volume: 49,772
Daily change: % -1,398.43 -0.99%	Daily change: pieces % 6,703 15.56%
YtD Avg Trans. Value: thou. € % chng prev year Avg 101,562.65 40.57%	YtD Avg Derivatives Contracts % chng prev year Avg 41,811 21.72%
Blocks Transactions Value of Method 6-1 (thou. €) 8,870.02	Derivatives Trades Number: 3,797
Blocks Transactions Value of Method 6-2 & 6-3 (thou. €) 0.00	Daily change: number % 874 29.90%
Bonds Transactions Value (thou.€) 1,537.01	YtD Avg Trades number % chng prev year Avg 2,122 3.29%
Securities' Transactions Volume with Block Trades Method 6-1 (tho 53,897.57	Lending Total Open Interest: 914,418
Daily change: thou. pieces % -18,377.32 -25.43%	Daily change: pieces % -26,599 -2.83%
YtD Avg Volume: % chng prev year Avg 49,049.60 73.01%	Lending Volume (Multilateral/Bilateral) 17,062
Blocks Transactions Volume of Method 6-1 (thou. Pieces) 3,965.64	Daily change: pieces % -165,939
Blocks Transactions Volume of Method 6-2 & 6-3 (thou. Pieces) 0.00	Multilateral Lending 16,062
Bonds Transactions Volume 1,638,000	Bilateral Lending 1,000
Securities' Trades Number with Block Trades Method 6-1 52,881	Lending Trades Number: 21
Daily change: number % 4,012 8.21%	Daily change: % -12
YtD Avg Trades number % chng prev year Avg 35,818 21.76%	Multilateral Lending Trades Number 20
Number of Blocks Method 6-1 20	Bilateral Lending Trades Number 1
Number of Blocks Method 6-2 & 6-3 0	
Number of Bonds Transactions 225	

Athex Capitalisation (mill. €) **



Daily Fluctuation of Athex Composite Share Price Index



Athex Indices

Index name	13/02/2023	10/02/2023	pts.	%	Min	Max	Year min	Year max	Year change
Athex Composite Share Price Index	1,092.91 #	1,068.12	24.79	2.32%	1,068.12	1,095.14	929.79	1,095.14	17.54% #
Athex ESG Index	1,250.69 #	1,224.92	25.77	2.10%	1,224.92	1,257.19	1,057.52	1,257.19	18.25% #
FTSE/Athex Large Cap	2,664.19 #	2,609.64	54.55	2.09%	2,609.64	2,679.00	2,250.77	2,679.00	18.33% #
FTSE/Athex Mid Cap Index	1,635.52 #	1,600.28	35.24	2.20%	1,600.28	1,635.61	1,411.43	1,635.61	15.88% #
FTSE/ATHEX High Dividend Yield Index	3,468.52 #	3,398.90	69.62	2.05%	3,398.90	3,469.97	3,028.28	3,469.97	14.54% #
FTSE/ATHEX Global Traders Index Plus	3,059.95 #	3,000.14	59.81	1.99%	3,000.14	3,065.98	2,616.09	3,065.98	16.97% #
FTSE/ATHEX Mid & Small Cap Factor-Weighted Ind	4,705.93 #	4,683.52	22.41	0.48%	4,653.50	4,711.98	4,353.12	4,711.98	7.06% #
ATHEX Select Index Plus	3,631.17 #	3,550.61	80.56	2.27%	3,547.89	3,631.17	3,071.06	3,631.17	18.24% #
ATHEX Select Index	5,482.06 #	5,425.01	57.05	1.05%	5,425.01	5,491.78	4,343.88	5,491.78	26.20% #
FTSE/Athex Market Index	631.92 #	618.97	12.95	2.09%	618.97	634.65	539.21	634.65	17.16% #
Athex Composite Index Total Return Index	1,931.00 #	1,887.21	43.79	2.32%	1,887.21	1,934.94	1,641.17	1,934.94	17.66% #
FTSE/Athex Large Cap Total Return	4,263.30 #	4,176.01	87.29	2.09%			3,623.42	4,263.30	18.39% #
FTSE/Athex Mid Cap Total Return	2,154.23 #	2,107.81	46.42	2.20%			1,881.61	2,154.23	15.96% #
Hellenic Mid & Small Cap Index	1,570.61 #	1,538.40	32.21	2.09%	1,538.40	1,570.61	1,365.14	1,570.61	15.05% #
FTSE/Athex Banks	863.06 #	839.23	23.83	2.84%	839.23	875.86	640.09	875.86	34.74% #
FTSE/Athex Insurance	3,011.49 #	2,858.63	152.86	5.35%	2,858.63	3,026.78	2,751.62	3,026.78	2.60% #
FTSE/Athex Financial Services	1,132.51 #	1,083.84	48.67	4.49%	1,083.84	1,133.25	672.72	1,133.25	65.23% #
FTSE/Athex Industrial Goods & Services	5,592.90 #	5,569.10	23.80	0.43%	5,569.10	5,642.29	4,603.86	5,656.49	20.58% #
FTSE/Athex Retail	1,062.19 #	1,064.88	-2.69	-0.25%	1,059.24	1,094.28	901.21	1,094.28	17.86% #
FTSE/ATHEX Real Estate	4,411.01 #	4,256.01	155.00	3.64%	4,195.11	4,411.01	3,897.31	4,411.01	8.30% #
FTSE/Athex Consumer Goods & Services	10,728.42 #	10,625.54	102.88	0.97%	10,620.85	10,954.99	8,974.47	11,005.72	17.15% #
FTSE/Athex Food & Beverage	8,444.48 #	8,238.93	205.55	2.49%	8,220.73	8,444.48	8,101.49	8,521.28	-0.26% #
FTSE/Athex Basic Resources	7,477.93 #	7,322.65	155.28	2.12%	7,322.65	7,492.63	6,463.31	7,533.16	15.23% #
FTSE/Athex Construction & Materials	3,733.71 #	3,672.87	60.84	1.66%	3,670.58	3,742.94	3,204.90	3,813.43	16.50% #
FTSE/Athex Energy	5,684.71 #	5,427.29	257.42	4.74%	5,427.29	5,684.71	4,931.66	5,684.71	13.02% #
FTSE/Athex Travel & Leisure	2,590.83 #	2,575.53	15.30	0.59%	2,556.43	2,610.07	2,196.17	2,610.07	16.85% #
FTSE/Athex Technology	2,269.53 #	2,213.90	55.63	2.51%	2,209.89	2,269.53	2,047.81	2,269.53	10.48% #
FTSE/Athex Telecommunications	4,280.80 #	4,233.43	47.37	1.12%	4,233.43	4,341.83	4,001.33	4,391.80	5.13% #
FTSE/Athex Utilities	5,083.53 #	4,980.12	103.41	2.08%	4,980.12	5,132.42	4,598.77	5,132.42	10.54% #
FTSE/Athex Health Care	417.76 #	410.97	6.79	1.65%	410.97	424.55	390.59	437.00	-0.27% #
FTSE/Athex Personal Products	7,629.47 #	7,489.15	140.32	1.87%	7,484.08	7,629.47	6,598.06	7,905.24	15.49% #
Athex All Share Index	262.96 #	258.57	4.39	1.70%	262.96	262.96	231.11	262.96	14.21% #
Hellenic Corporate Bond Index	121.05 #	121.15	-0.10	-0.08%			118.78	121.26	1.73% #
Hellenic Corporate Bond Price Index	87.34 #	87.42	-0.08	-0.09%			86.05	87.55	1.30% #

Note 1: FTSE/Med 100, Hellenic Corporate Bond Price Index and Hellenic Corporate Bond Index closing prices refer to the previous trading day of 09/02/2023.

Note 2: The Hellenic Mid & Small Cap Index is a Customized index calculated by the Athens Exchange.

Analytic Figures for Athex Market's Boards and Categories

	Total Traded Securities	Main Market	Surveillance	Exchange Traded Funds (ETFs)
Totals	132	116	15	1
Gain / Lose / Same:	97 / 21 / 14	88 / 16 / 12	8 / 5 / 2	1 / 0 / 0
Athex Capitalisation (mill. €) **	75,074.81	74,625.48	449.32	
Daily Average Trans/ons Value(thou.€)	101,562.65	101,184.71	357.96	37.31
Transactions Value	140,369.01	139,490.41	817.41	61.19
Main Board:	131,498.99	130,620.39	817.41	61.19
Blocks Board 6_2_3:	8,870.02	8,870.02	0.00	0.00
Forced Sales Board:	0.00	0.00	0.00	0.00
Special Terms Board:	0.00	0.00	0.00	0.00
Daily Average Transactions Volume	49,049,603	47,512,532	1,539,292	1,551
Transactions Volume	53,897,568	51,176,855	2,718,403	2,310
Main Board:	49,931,933	47,211,220	2,718,403	2,310
Blocks Board 6_2_3:	3,965,635	3,965,635	0	0
Forced Sales Board:	0	0	0	0
Special Terms Board:	0	0	0	0
Daily Average Number of Trades	35,818	35,504	312	3
Number of Trades	52,881	52,160	717	4
Main Board:	52,861	52,140	717	4
Blocks Board 6_2_3:	20	20	0	0
Forced Sales Board:	0	0	0	0
Special Terms Board:	0	0	0	0

Trading Details by Athex Sectors and Financial Instruments (ETFs)

Code	Sectors	Gain / Lose / Same	Number of Trades	Transactions Volume	Transactions Value	% of Total Trans. Value
3010	- Banks	4 / 1 / 1	17,214	29,169,305	54,477,855.48	38.81%
5510	- Basic Resources	14 / 1 / 1	1,510	568,244	1,253,220.02	0.89%
5010	- Construction & Materials	10 / 3 / 1	3,146	2,108,744	5,178,445.70	3.69%
4020	- Consumer Products & Services	8 / 1 / 0	2,617	786,790	6,568,911.95	4.68%
6010	- Energy	4 / 0 / 0	4,252	656,751	11,541,935.57	8.22%
12000	- Financial Instruments	1 / 0 / 0	4	2,310	61,193.06	0.04%
3020	- Financial Services	4 / 0 / 1	1,540	11,130,171	3,499,389.11	2.49%
4510	- Food Beverage & Tobacco	3 / 2 / 2	1,826	386,131	7,979,231.12	5.68%
2010	- Health Care	3 / 0 / 0	264	490,296	260,412.97	0.19%
5020	- Industrial Goods & Service	15 / 3 / 2	4,226	2,135,381	10,915,515.21	7.78%
3030	- Insurance	1 / 0 / 0	25	18,760	72,458.94	0.05%
4030	- Media	1 / 2 / 0	71	79,866	40,480.68	0.03%
4520	- Personal Care, Drug & Grocery Stores	2 / 1 / 0	160	106,702	240,721.77	0.17%
3510	- Real Estate	5 / 1 / 3	2,234	1,080,346	5,674,723.52	4.04%
4040	- Retail	2 / 3 / 2	935	264,658	846,411.59	0.60%
1010	- Technology	9 / 1 / 0	1,207	590,907	1,781,658.98	1.27%
1510	- Telecommunications	2 / 0 / 0	2,441	634,714	9,706,030.36	6.91%
4050	- Travel & Leisure	4 / 2 / 1	3,566	2,079,799	9,270,421.27	6.60%
6510	- Utilities	5 / 0 / 0	5,643	1,607,693	10,999,995.77	7.84%

Top 10 best & worst performing Shares

Main Market					
With positive Price change	Closing price	change	With negative Price change	Closing price	change
BIOKARPET S.A.(CR)	1.8	8.43% #	ATTICA BANK S.A. (CR)	0.224	-30.00% ⚡
QUALITY & RELIABILITY SA (CR)	0.57	7.55% #	MOTODYNAMICS S.A. (CR)	2.75	-8.03% ⚡
AEGEAN AIRLINES (CR)	7.6	7.04% #	ATTICA HOLDINGS (CR)	2.25	-3.43% ⚡
INTERTECH SA (CR)	1.155	6.94% #	ELGEKA SA (CR)	0.441	-1.78% ⚡
HELLENIC EXCHANGES-A.S.E. (CR)	4.23	6.55% #	INTERCONTINENTAL (CR)	6.3	-1.56% ⚡
ELINOIL S.A. (CR)	2.47	5.56% #	KLOUKINAS - LAPPAS SA (CR)	0.934	-1.06% ⚡
INTERLIFE G.C.I.(CR)	3.94	5.35% #	TECHNICAL OLYMPIC SA (CR)	2.34	-0.85% ⚡
ALPHA SERVICES HOLD (CR)	1.3485	4.94% #	INFORM P. LYKOS (CR)	2.5	-0.40% ⚡
HELLENIQ ENERGY (CR)	8.1	4.79% #	LOULIS FOOD (CR)	2.59	-0.38% ⚡
MOTOR OIL (CR)	25.18	4.74% #	AVE (CR)	0.55	-0.36% ⚡
With the highest Transactions Value	Value (thou. €)	change	With the highest Transactions Volume	Volume	change
PIRAEUS FINANCIAL HOLD (CR)	18,380.31	4.41% #	MARFIN INVESTMENT GROUP (CR)	10,729,999	0.12% #
NATIONAL BANK (CR)	13,199.02	1.91% #	ALPHA SERVICES HOLD (CR)	8,541,419	4.94% #
ALPHA SERVICES HOLD (CR)	11,385.33	4.94% #	PIRAEUS FINANCIAL HOLD (CR)	8,464,561	4.41% #
EUROBANK HOLDINGS (CR)	11,085.89	1.24% #	EUROBANK HOLDINGS (CR)	7,985,923	1.24% #
MOTOR OIL (CR)	9,668.45	4.74% #	NATIONAL BANK (CR)	2,695,060	1.91% #
OTE (CR)	9,657.53	1.12% #	ATTICA BANK S.A. (CR)	1,477,348	-30.00% ⚡
MYTILINEOS (CR)	8,912.51	0.41% #	INTRAKAT (CR)	1,170,053	2.30% #
CC HBC AG (CR)	7,676.23	2.50% #	PPC (CR)	901,708	3.10% #
PPC (CR)	7,199.69	3.10% #	LAMDA DEVELOPMENT SA (CR)	783,092	4.67% #
JUMBO SA (CR)	6,016.29	0.91% #	OTE (CR)	627,231	1.12% #

Note: Stocks that are not included in the "Under Supervision" category, and the transactions value is more than 10,000 €.

Derivatives Summary

	Number of Trades	Volume	Open Interest
Index Futures	429	3,154	6,758
FTSE/Athex Banks	8	98	443
FTSE/Athex Large Cap	421	3,056	6,315
Stock Futures	3,350	46,497	345,980
ADMIE (IPTO) HOLDING S.A. (CR)	60	655	12,412
AEGEAN AIRLINES (CR)	12	34	26
ALPHA SERVICES HOLD (CR)	425	13,359	154,618
AUTOHELLAS SA (CR)	1	5	73
AVAX S.A. (CR)	10	50	100
CC HBC AG (CR)	224	1,271	1,846
CENERGY HOLDINGS (CB)	21	117	6,060
ELLAKTOR (CR)	28	107	1,451
ELVALHALCOR (CR)	11	27	539
EUROBANK HOLDINGS (CR)	111	5,235	12,897
EYDAP S.A. (CR)	1	5	532
FOURLIS (CR)	17	48	1,238
GEK TERNA (CR)	36	159	8,557
HELLENIC EXCHANGES-A.S.E. (CR)	149	825	6,562
HELLENIQ ENERGY (CR)	82	308	1,958
INTRACOM HOLDINGS (CR)	55	252	4,337
INTRAKAT (CR)	160	704	4,241
JUMBO SA (CR)	20	53	500
LAMDA DEVELOPMENT SA (CR)	338	671	6,044
MARFIN INVESTMENT GROUP (CR)	20	912	4,469
MOTOR OIL (CR)	72	192	1,389
MYTILINEOS (CR)	147	656	1,791
NATIONAL BANK (CR)	176	2,318	10,678
OPAP (CR)	45	314	2,180
OTE (CR)	244	991	12,362
P.P.A. S.A. (CR)	0	0	448
PIRAEUS FINANCIAL HOLD (CR)	420	14,684	43,862
PPC (CR)	340	2,229	30,192
QUEST HOLDINGS (CR)	1	5	59
TERNA ENERGY (CR)	63	149	8,358
TITAN CEMENT (CB)	43	118	936
VIOHALCO SA/NV (CB)	18	44	5,265
Index Options	16	108	1,888
FTSE/Athex Large Cap	16	108	1,888
Stock Options	2	13	1,465
ALPHA SERVICES HOLD (CR)	0	0	0
NATIONAL BANK (CR)	0	0	565
OPAP (CR)	1	3	51
OTE (CR)	0	0	137
PIRAEUS FINANCIAL HOLD (CR)	1	10	250
PPC (CR)	0	0	462
Total Derivatives Traded	3,797	49,772	356,091

Number of Outstanding Securities	Nominal Value	Dividends [1]			Date of Last Coupon		Note	Shares	Closing price	% change	Previous closing price/date	Open price	Price min	Price max	Last price	Avg price	Last Bid [7]	Last Ask [7]	P/E after tax	Year	Volume	Trades	Transactions Value[8]	Company Mkt Value (thou. €)	Year low	Year high	Sector[4]
2020	2021	2022	Dividend [2]	Right																							
Main Market - High Liquidity Class																											
2,348,207,784	0.290	---	---	---	07/04/2008	18/04/2017	---	ALPHA SERVICES HOLD (CR)	1.3485	4.94 P	1.285 10/02/2023	1.285	1.285	1.3485	1.3485	1.333	300@1.34	119070@1.35	---	---	8,541,419	4,332	11,385,325.62	3,166,558.20	1.0015	1.3485	30101010
16,862,067	1.00	---	---	---	27/01/2023		---	AUSTRIACARD (CB)	13.42	---	---	---	---	---	---	---	---	---	---	---	---	---	---	226,288.94	13.42	13.42	10101010
48,624,764	0.080	0.23	0.46	---	08/04/2022	05/12/2022	---	AUTOHELLAS SA (CR)	10.98	1.67 P	10.8 10/02/2023	10.84	10.74	11.04	10.98	10.955	236@10.94	310@11.00	---	---	36,532	204	400,196.06	533,899.91	10.06	11.04	40201040
190,162,681	---	---	---	---	07/12/2016		---	CENERGY HOLDINGS (CB)	3.82	0.53 P	3.8 10/02/2023	3.8	3.775	3.86	3.82	3.813	300@3.81	6674@3.82	---	---	222,212	575	847,327.16	726,421.44	3.015	3.86	50202010
372,086,095	6.70	0.64	0.71	---	07/07/2022	29/04/2013	---	CC HBC AG (CR)	22.54	2.50 P	21.99 10/02/2023	22.24	21.94	22.54	22.54	22.263	100@22.50	150@22.55	---	---	344,800	1,666	7,676,233.39	8,386,820.58	21.54	22.75	45101020
3,710,677,508	0.220	---	---	---	02/05/2008	20/05/2019	---	EUROBANK HOLDINGS (CR)	1.384	1.24 P	1.367 10/02/2023	1.367	1.3565	1.43	1.384	1.388	33372@1.38	6402@1.39	---	---	7,985,923	3,137	11,085,893.93	5,135,577.67	1.0495	1.43	30101010
52,131,944	1.00	---	0.1102	---	30/06/2022	23/07/2019	---	FOURLIS (CR)	3.77	1.62 P	3.71 10/02/2023	3.74	3.74	3.845	3.77	3.804	1500@3.76	110@3.80	---	---	106,220	412	404,103.12	196,537.43	3.26	3.845	40401010
305,635,185	2.18	0.1	0.1	0.3	11/01/2023	01/10/2003	---	HELLENIO ENERGY (CR)	8.1	4.79 P	7.73 10/02/2023	7.66	7.66	8.1	8.1	8.012	271@8.09	2189@8.11	---	---	222,815	995	1,785,296.12	2,475,645.00	6.93	8.1	60101020
136,059,759	0.880	0.77	0.77	---	09/12/2022	05/03/2014	---	JUMBO SA (CR)	18.9	0.91 P	18.73 10/02/2023	18.92	18.83	19.36	18.9	19.107	1442@18.89	207@18.94	---	---	314,878	2,052	6,016,290.20	2,571,529.45	15.61	19.49	40203045
176,736,715	0.300	---	---	---	30/05/2007	27/11/2019	---	LAMDA DEVELOPMENT SA (CR)	6.5	4.67 P	6.21 10/02/2023	6.21	6.1	6.5	6.5	6.315	221@6.41	1@6.51	---	---	783,092	1,689	4,944,998.63	1,148,788.65	5.57	6.5	35101010
939,510,748	0.100	---	---	---	26/04/2007	29/08/2014	---	MARFIN INVESTMENT GROUP (CR)	0.167	0.12 P	0.1668 10/02/2023	0.167	0.167	0.1684	0.167	0.162824380@0.167	60000@0.168	---	---	10,729,999	466	1,794,188.03	156,898.29	0.0329	0.17	30202000	
107,222,688	0.440	---	(0.5667)	---	17/06/2022	16/03/2022	---	QUEST HOLDINGS (CR)	5.25	3.55 P	5.07 10/02/2023	5.16	5.15	5.25	5.25	5.203	471@5.18	700@5.26	---	---	45,259	183	235,471.62	562,919.11	4.72	5.46	10101010
78,325,475	---	---	---	---	23/07/2019		---	TITAN CEMENT (CB)	14.76	1.10 P	14.6 10/02/2023	14.6	14.6	14.82	14.76	14.749	1010@14.74	5@14.78	---	---	78,439	687	1,156,878.96	1,156,084.01	12.04	14.88	50101030
259,189,761	---	0.02	0.1	---	03/06/2022	26/02/2016	---	VIOHALCO SAINV (CB)	4.68	1.52 P	4.61 10/02/2023	4.61	4.59	4.715	4.68	4.671	69@4.68	306@4.69	---	---	108,035	480	504,587.13	1,213,008.08	4.03	4.8	55102015
232,000,000	2.12	0.1069	0.0854	0.0682	29/08/2022	19/06/2017	---	ADMIE (IPTO) HOLDING S.A. (CR)	1.982	1.43 P	1.954 10/02/2023	1.954	1.954	1.996	1.982	1.983	200@1.98	1100@1.98	13.16	2021	509,330	789	1,010,213.96	459,824.00	1.69	2.035	65101015
90,167,100	0.500	---	---	---	03/06/2019	24/05/2021	---	AEGEAN AIRLINES (CR)	7.6	7.04 P	7.1 10/02/2023	7.1	7	7.64	7.6	7.493	500@7.58	5000@7.62	---	---	386,011	924	2,892,436.13	685,269.96	5.27	7.64	40501010
103,423,291	0.570	---	---	---	01/08/2011	06/09/2022	---	GEK TERNA (CR)	11.9	2.41 P	11.62 10/02/2023	11.74	11.72	11.98	11.9	11.84	903@11.88	33118@11.90	---	---	88,967	513	1,053,372.42	1,230,737.16	10.9	12.62	50101010
382,000,000	2.48	---	---	---	20/07/2015	12/12/2001	---	PPC (CR)	7.98	3.10 P	7.74 10/02/2023	7.87	7.76	8.09	7.98	7.985	50@7.98	272@7.99	---	---	901,708	3,447	7,199,688.38	3,048,360.00	6.6	8.09	65101015
914,715,153	1.00	---	---	---	16/05/2008	29/08/2018	---	NATIONAL BANK (CR)	4.91	1.91 P	4.818 10/02/2023	4.818	4.79	4.97	4.91	4.897	15092@4.91	866@4.92	---	---	2,695,060	3,345	13,199,015.01	4,491,251.40	3.746	4.97	30101010
375,241,586	0.390	0.01	0.03	---	30/05/2022	14/07/2006	---	ELVALHALCOR (CR)	1.804	3.09 P	1.75 10/02/2023	1.75	1.75	1.81	1.804	1.793	4206@1.80	3350@1.81	---	---	243,447	518	436,447.94	676,935.82	1.598	1.81	55102015
348,192,005	0.040	---	---	---	05/07/2011	16/07/2021	---	ELLAKTOR (CR)	2.15	---	2.15 10/02/2023	2.135	2.135	2.235	2.15	2.165	2205@2.15	400@2.17	---	---	171,180	362	370,641.37	748,612.81	1.706	2.455	50101010
106,500,000	0.600	---	0.28	---	05/09/2022	13/09/2021	---	EYDAP S.A. (CR)	7.29	0.97 P	7.22 10/02/2023	7.13	7.13	7.33	7.29	7.248	1000@7.22	530@7.30	---	---	53,981	357	391,248.38	776,385.00	6.57	7.34	65102030
110,782,980	0.750	---	0.9054	0.4058	21/11/2022	04/11/2013	---	MOTOR OIL (CR)	25.18	4.74 P	24.04 10/02/2023	24.58	24.28	25.18	25.18	24.837	367@25.16	1378@25.18	---	---	389,276	3,130	9,668,451.56	2,789,515.44	21.62	25.18	60101020
142,891,161	0.970	0.378	0.4341	---	24/06/2022	07/07/2017	---	MYTILINEOS (CR)	24.6	0.41 P	24.5 10/02/2023	24.5	24.48	24.84	24.6	24.631	389@24.58	22509@24.60	---	---	361,837	2,220	8,912,509.56	3,515,122.56	19.94	24.94	50203000
25,000,000	2.00	0.4	0.628	---	25/07/2022	08/08/2003	---	P.P.A. S.A. (CR)	18.08	0.11 P	18.06 10/02/2023	18.06	18.02	18.26	18.08	18.179	53@18.08	448@18.26	12.30	2021	21,473	432	390,360.02	452,000.00	15.86	18.26	50206060
363,341,859	0.300	0.55	0.6	0.3	19/10/2022	29/07/2022	---	OPAP (CR)	15.18	---	15.18 10/02/2023	15.18	15.01	15.3	15.18	15.187	1135@15.18	1009@15.20	---	---	355,494	1,981	5,398,932.57	5,515,529.42	13.02	15.3	40501020
433,664,596	2.83	0.6879	0.8231	---	01/07/2022	18/06/1998	---	OTE (CR)	15.33	1.12 P	15.16 10/02/2023	15.19	15.19	15.55	15.33	15.397	80@15.32	1590@15.35	---	---	627,231	2,384	9,657,528.24	6,648,078.26	14.33	15.73	15102015
1,250,367,223	0.930	---	---	---	16/05/2008	14/04/2021	---	PIRAEUS FINANCIAL HOLD (CR)	2.18	4.41 P	2.088 10/02/2023	2.088	2.067	2.221	2.18	2.171	500@2.17	15068@2.18	---	---	8,464,561	5,911	18,380,307.22	2,725,800.55	1.43	2.221	30101010
69,877,484	0.780	0.2239	0.1493	---	03/06/2022	13/06/2018	---	GR. SARANTIS S.A. (CR)	7.65	2.00 P	7.5 10/02/2023	7.56	7.5	7.65	7.65	7.576	400@7.56	131@7.65	---	---	10,082	90	76,379.17	534,562.75	6.48	8	45201020
115,855,090	0.300	0.3407	0.3411	---	04/07/2022	05/03/2020	---	TERNA ENERGY (CR)	19.02	0.58 P	18.91 10/02/2023	18.91	18.91	19.34	19.02	19.153	3000@19.01	80@19.20	---	---	121,219	987	2,321,709.43	2,203,563.81	18.43	21.04	65101010

13,126,020	0.660	0.0837	0.1163	---	22/06/2022	04/09/2020	---	AS COMPANY SA (CR)	2.31	2.21 P	2.26 10/02/2023	2.28	2.24	2.33	2.31	2.294	10@2.28	194@2.31	---	---	22,072	44	50,628.45	30,321.11	2.02	2.33	40401030
3,114,144	0.360	0.1558	0.3427	---	14/06/2022	02/06/2020	---	ALPHA TRUST (CR)	5	0.40 P	4.98 10/02/2023	4.98	4.98	5.2	5	5.011	5@4.98	255@5.00	---	---	4,765	93	23,876.60	15,570.72	4.32	5.2	30202010
215,805,843	0.300	0.05	---	---	30/12/2021	15/11/2022	---	ATTICA HOLDINGS (CR)	2.25	-3.43 E	2.33 10/02/2023	2.24	2.16	2.29	2.25	2.22	5432@2.24	500@2.27	---	---	162,221	255	360,059.06	485,563.15	1.865	2.4	40501015
1,495,678,391	0.070	---	---	---	04/06/2008	22/11/2021	---	ATTICA BANK S.A. (CR)	0.224	-30.00 E	0.32 10/02/2023	0.2245	0.224	0.25	0.224	0.23	---	2950971@0.224	---	---	1,477,348	401	339,054.65	335,031.96	0.0708	0.325	30101010
35,764,593	2.10	0.06	0.075	---	26/04/2022	25/11/2019	---	BRIQ PROPERTIES (CR)	2	0.50 P	1.99 10/02/2023	2	1.995	2.01	2	2	947@2.00	5940@2.00	---	---	104,340	108	208,702.50	71,529.19	1.9	2.03	35102030
101,123,806	0.360	---	---	---	22/07/2010	28/06/2011	---	CENTRIC HOLDINGS (CR)	0.318	4.26 P	0.305 10/02/2023	0.308	0.306	0.324	0.318	0.317	775@0.317	190@0.322	---	---	187,624	144	59,526.71	32,157.37	0.286	0.333	40203040

Number of Outstanding Securities	Nominal Value	Dividends [1]			Date of Last Coupon		Note	Shares	Closing price	% change	Previous closing price/date	Open price	Price min	Price max	Last price	Avg price	Last Bid [7]	Last Ask [7]	P/E after tax	Year	Volume	Trades	Transactions Value[8]	Company Mkt Value (thou. €)	Year low	Year high	Sector[4]
		2020	2021	2022	Dividend [2]	Right																					
784,500	10.00	---	0.3	---	24/05/2022	31/07/2018	---	CNL CAPITAL (CR)	7.45	---	7.45	10/02/2023	7.45	7.45	7.45	7.45	51@7.45	100@7.50	17.16	2021	10,020	3	74,649.00	5,844.53	7.4	8	30202010
10,104,300	0.300	---	---	---	06/10/2005	13/02/2002	---	CPI SA (CR)	0.706	2.91 P	0.686	10/02/2023	0.72	0.7	0.72	0.706	0.702 500@0.662	480@0.704	---	---	3,876	19	2,721.00	7,133.64	0.56	0.722	10102030
18,680,300	0.050	---	---	---	06/07/2022		---	DIMAND (CR)	13.95	---	13.95	10/02/2023	13.95	13.8	13.95	13.95	13.896 8@13.90	2555@14.00	---	---	16,579	103	230,386.60	260,590.19	12.6	14.9	35101010
54,200,000	0.075	---	0.035	---	19/07/2022	23/11/2021	---	EPSILON NET (CR)	7.04	1.44 P	6.94	10/02/2023	6.84	6.82	7.06	7.04	6.962 500@7.00	1649@7.02	---	---	21,150	120	147,243.28	381,568.00	6.2	7.06	10101015
40,134,921	0.400	---	---	---	30/08/1993	05/12/2022	---	IDEAL HOLDINGS (CR)	3.8	3.26 P	3.68	10/02/2023	3.73	3.69	3.87	3.8	3.81 1088@3.79	577@3.80	---	---	87,752	192	334,315.22	152,512.70	3.38	3.87	10102030
20,578,374	0.620	0.09	0.0853	---	21/06/2022	18/05/2015	---	INFORM P. LYKOS (CR)	2.5	-0.40 E	2.51	10/02/2023	2.58	2.46	2.58	2.5	2.511 330@2.49	500@2.54	---	---	7,025	37	17,641.07	51,445.94	2.06	2.69	50205030
83,600,000	0.880	---	---	---	03/07/2007	23/09/2022	---	INTRACOM HOLDINGS (CR)	2.08	2.72 P	2.025	10/02/2023	2.005	2	2.09	2.08	2.06 400@2.07	7100@2.08	---	---	140,376	306	289,218.87	173,888.00	1.778	2.12	10101010
160,523,985	0.300	---	---	---	12/08/2008	30/12/2022	---	INTRAKAT (CR)	1.78	2.30 P	1.74	10/02/2023	1.74	1.724	1.78	1.78	1.764 1500@1.77	49238@1.78	---	---	1,170,053	765	2,063,925.20	285,732.69	1.366	1.78	50101010
167,868,482	0.300	---	---	---	20/08/2007	28/11/2022	---	LAVIPHARM SA (CR)	0.468	1.74 P	0.46	10/02/2023	0.472	0.456	0.474	0.468	0.469 1500@0.467	18494@0.470	---	---	472,650	200	221,677.60	78,562.45	0.366	0.48	20103015
4,740,000	0.860	---	---	---	14/03/2003		---	LOGISMOS S.A. (CR)	1.06	-2.75 E	1.09	10/02/2023	1.09	1.04	1.1	1.06	1.052 450@1.04	7755@1.06	---	2021	4,330	29	4,554.98	5,024.40	0.946	1.1	10101015
17,120,280	0.940	0.06	0.06	---	27/06/2022	02/08/2019	---	LOULIS FOOD (CR)	2.59	-0.38 E	2.6	10/02/2023	2.52	2.51	2.64	2.59	2.539 178@2.52	321@2.59	---	---	9,765	74	24,790.34	44,341.53	2.39	2.82	45102020
4,419,616	1.58	---	---	---	21/07/2011	04/03/2015	---	MEDICON S.A (CR)	3.69	1.65 P	3.63	10/02/2023	3.7	3.61	3.75	3.7	3.69 5@3.71	478@3.73	---	---	4,634	24	17,100.95	16,308.38	3.45	3.86	20102010
468,700		2.24	3.42	---	03/05/2022	21/05/2004	---	MERMEREN KOMB. A.D. PR. (GDR)	46.4	---	46.4	10/02/2023	---	---	---	---	3@45.80	130@46.60	1.46	2021	---	---	---	21,747.68	43.4	59	55102000
10,500,000	0.950	---	---	---	24/06/2008	22/07/2022	---	MEVACO SA (CR)	2.8	2.19 P	2.74	10/02/2023	2.74	2.7	2.8	2.8	2.775 28@2.80	722@2.82	15.17	2021	4,125	26	11,447.24	29,400.00	2.52	2.82	55102015
87,127,162	0.500	---	---	---	21/05/2008	28/07/2021	---	PREMIA (CR)	1.275	1.19 P	1.26	10/02/2023	1.29	1.25	1.29	1.275	1.269 1800@1.27	1000@1.28	---	---	134,021	210	170,016.73	111,087.13	1.07	1.3	35101010
24,377,795	0.230	---	---	---	27/06/2022	08/06/2022	---	PROFILE SA (CR)	3.145	2.28 P	3.075	10/02/2023	3.095	3.055	3.15	3.145	3.116 450@3.13	410@3.15	---	---	38,812	79	120,923.56	76,668.17	2.73	3.17	10101010
27,345,120	0.280	---	---	---	18/07/2005	26/02/2014	---	QUALITY & RELIABILITY SA (CR)	0.57	7.55 P	0.53	10/02/2023	0.54	0.526	0.57	0.57	0.556 200@0.560	9445@0.570	---	---	95,082	124	52,826.10	15,586.72	0.465	0.57	10101010
57,434,884	1.31	---	---	---	05/06/2008	12/06/2009	---	REDS S.A. (CR)	2.48	---	2.48	10/02/2023	2.68	2.48	2.68	2.48	2.48 600@2.44	268@2.48	---	---	4,498	9	11,155.24	142,438.51	2.3	2.68	35101010
6,456,530	1.08	0.0804	0.12	---	14/07/2022	02/08/2010	---	SPACE HELLAS SA (CR)	6.52	0.62 P	6.48	10/02/2023	6.5	6.44	6.52	6.52	6.482 260@6.50	200@6.54	---	---	7,483	57	48,502.12	42,096.58	5.28	6.74	15101010
15,627,315	0.290	---	---	---	16/11/1992	30/11/2022	---	UNIBIOS (CR)	0.661	1.85 P	0.649	10/02/2023	0.649	0.649	0.665	0.661	0.66 2381@0.658	300@0.661	---	---	33,009	53	21,795.69	10,329.66	0.63	0.7	50204000
144,321,516	0.300	---	---	---	01/07/2011	22/01/2020	---	AVAX S.A. (CR)	0.964	2.34 P	0.942	10/02/2023	0.957	0.949	0.968	0.964	0.958 151@0.952	899@0.964	---	---	182,030	331	174,362.84	139,125.94	0.761	1	50101010
32,413,681	0.370	---	---	---	15/07/2009	11/05/2000	---	ALUMIL (CR)	2.42	3.64 P	2.335	10/02/2023	2.44	2.36	2.44	2.42	2.396 100@2.38	579@2.42	---	---	38,342	93	91,878.63	78,441.11	1.986	2.54	55102035
3,534,269	3.44	(0.4452)	0.6908	---	16/12/2022	19/07/2022	---	ANDROMEDA SA (CR)	6.4	0.79 P	6.35	10/02/2023	6.45	6.35	6.6	6.4	6.4 10@6.35	2766@6.40	3.32	2021	4,221	20	27,014.60	22,619.32	6.05	6.7	30204000
18,810,000	0.400	---	---	---	08/07/2010	14/11/2007	---	VARVERIS - MODA BAGNO SA (CR)	0.668	-4.84 E	0.702	10/02/2023	0.722	0.668	0.726	0.668	0.702 1249@0.668	3500@0.700	---	---	852	10	597.98	12,565.08	0.62	0.76	40401025
24,060,000	0.300	0.035	0.055	---	12/04/2022	01/07/2019	---	GEN. COMMERCIAL & IND.SA (CR)	1.29	2.79 P	1.255	10/02/2023	1.25	1.235	1.29	1.29	1.251 300@1.26	3238@1.29	10.61	2021	2,850	19	3,564.98	31,037.40	1.175	1.31	50205010
15,878,748	0.480	---	---	---	10/07/2006	22/03/2004	---	DOMIKI KRITIS SA (CR)	0.818	0.49 P	0.814	10/02/2023	0.814	0.804	0.818	0.818	0.816 2500@0.810	795@0.818	---	---	7,004	15	5,713.83	12,988.82	0.74	0.84	50101010
34,720,000	0.310	---	---	---	16/06/2010	01/08/2007	---	DROMEAS SA (CR)	0.356	1.71 P	0.35	10/02/2023	0.359	0.34	0.36	0.353	0.356 818@0.351	5060@0.353	---	---	17,329	20	6,176.37	12,360.32	0.3	0.369	40202015
11,250,000	0.520	---	0.0405	---	01/08/2022	09/11/2015	---	EKTER SA (CR)	1.64	2.50 P	1.6	10/02/2023	1.64	1.6	1.675	1.64	1.641 720@1.61	617@1.64	---	---	41,283	123	67,747.53	18,450.00	1.46	1.675	50101010
18,410,839	1.00	0.027	0.262	---	24/08/2022	10/09/2010	---	ELASTRON (CR)	2.53	2.02 P	2.48	10/02/2023	2.44	2.41	2.53	2.53	2.496 800@2.47	1892@2.53	---	---	30,127	86	75,211.61	46,579.42	2.21	2.55	55102010
19,864,886	5.60	0.672	0.672	---	05/05/2022	02/07/2008	---	BANK OF GREECE (CR)	17.75	---	17.75	10/02/2023	17.4	17.4	17.8	17.75	17.673 1@17.65	815@17.80	---	---	4,994	88	88,259.05	352,601.73	16.55	17.8	30101010
60,348,000	0.420	0.07	0.1515	---	08/06/2022	04/08/2021	---	HELLENIC EXCHANGES-A.S.E. (CR)	4.23	6.55 P	3.97	10/02/2023	4.04	4	4.23	4.23	4.144 200@4.20	2690@4.23	---	---	381,166	958	1,579,660.88	255,272.04	3.09	4.23	30202015
26,730,187	0.520	0.08	0.1	---	29/06/2022	01/08/2017	---	ELTON SA (CR)	2.3	2.22 P	2.25	10/02/2023	2.27	2.25	2.34	2.3	2.288 100@2.27	2224@2.30	---	---	28,519	116	65,256.06	61,479.43	2.08	2.34	50205010
30,000,000	0.050	0.06	0.09	---	13/05/2022	11/06/2020	---	ENTERSOFT (CR)	4.16	0.97 P	4.12	10/02/2023	4.18	3.99	4.24	4.16	4.121 600@4.15	15700@4.17	---	---	139,719	112	575,807.29	124,800.00	3.76	4.24	10101015

Number of Outstanding Securities	Nominal Value	Dividends [1]			Date of Last Coupon Dividend [2]		Date of Last Coupon Right	Note	Shares	Closing price	% change	Previous closing price/date	Open price	Price min	Price max	Last price	Avg price	Last Bid [7]	Last Ask [7]	P/E after tax	Year	Volume	Trades	Transactions Value[8]	Company Mkt Value (thou. €)	Year low	Year high	Sector[4]
18,567,912	0.590	0.12	0.12	---	06/07/2022	26/01/2021	---	---	INTERLIFE G.C.I.(CR)	3.94	5.35 P	3.74 10/02/2023	3.8	3.76	3.96	3.94	3.862	508@3.82	40@3.94	4.70	2021	18,760	25	72,458.94	73,157.57	3.6	3.96	30302025
8,424,900	0.500	---	---	---	12/07/2010	04/07/2019	---	---	INTERTECH SA (CR)	1.155	6.94 P	1.08 10/02/2023	1.115	1.065	1.155	1.155	1.127	20@1.13	1280@1.16	74.28	2021	21,700	73	24,461.64	9,730.76	1.01	1.155	50205010
19,804,134	0.150	---	---	---	01/07/2004	06/11/2017	---	---	KEKROPS SA (CR)	1.32	0.61 P	1.312 10/02/2023	1.31	1.29	1.348	1.312	1.318	312@1.31	98@1.34	---	2021	9,937	29	13,095.70	26,141.46	0.903	1.4	35101010
40,219,218	0.260	---	---	---	29/08/2022	10/06/2019	---	---	KLOUKINAS - LAPPAS SA (CR)	0.934	-1.06 E	0.944 10/02/2023	0.958	0.92	0.958	0.934	0.939	4467@0.934	2000@0.940	---	---	183,179	100	172,007.66	37,564.75	0.5	0.96	50101010
21,224,340	0.420	0.0035	0.02	---	06/09/2022	25/04/2006	---	---	KORDELLOS BROS SA (CR)	0.54	2.27 P	0.528 10/02/2023	0.538	0.526	0.546	0.54	0.534	1250@0.530	5150@0.540	2.64	2021	60,936	76	32,540.51	11,461.14	0.462	0.564	55102010
33,065,136	0.380	0.2	0.2001	---	18/08/2022	16/09/2013	---	---	KRI-KRI S.A. (CR)	6.22	1.97 P	6.1 10/02/2023	6.12	6.12	6.24	6.22	6.196	1290@6.20	4@6.22	15.57	2021	6,006	32	37,211.92	205,665.15	6.08	6.7	45102020
18,017,472	0.360	---	---	---	09/09/2022	28/08/2017	---	---	KTIMA KOSTAS LAZARIDIS SA (CR)	1.76	1.73 P	1.73 10/02/2023	1.69	1.64	1.76	1.76	1.739	270@1.69	4558@1.76	---	---	9,232	24	16,053.12	31,710.75	1.55	1.76	45101015
7,595,160	0.600	---	---	---	10/09/2019	18/08/2010	---	---	KIRIAKOULIS SHIPPING SA (CR)	1.25	3.31 P	1.21 10/02/2023	1.26	1.25	1.26	1.25	1.25	25@1.17	400@1.22	---	---	1,725	5	2,156.30	9,493.95	1	1.26	40501015
5,939,268	0.620	---	---	---	10/07/2003	03/01/2002	---	---	LANAKAM SA (CR)	1.06	-0.93 E	1.07 10/02/2023	1.09	1.01	1.09	1.06	1.025	200@1.02	24@1.06	---	---	329	7	337.19	6,295.62	0.716	1.16	40401020
9,819,370	0.500	---	---	---	14/08/2007	09/01/2004	---	---	MATHIOS REFRACTORY SA (CR)	0.705	2.17 P	0.69 10/02/2023	0.665	0.65	0.71	0.705	0.662	150@0.680	190@0.705	---	---	10,535	27	6,971.50	6,922.66	0.565	0.8	55101000
29,250,000	0.360	0.02	0.0401	---	21/06/2022	25/04/2019	---	---	MOTODYNAMICS S.A. (CR)	2.75	-8.03 E	2.99 10/02/2023	2.95	2.75	2.99	2.75	2.85	500@2.74	450@2.76	---	---	132,015	456	376,268.25	80,437.50	2.04	2.99	40401030
32,188,050	1.04	---	---	---	21/07/2008	20/01/2000	---	---	MOUZAKIS (CR)	0.746	2.19 P	0.73 10/02/2023	0.7	0.7	0.746	0.746	0.71	1250@0.728	120@0.746	---	---	5,814	23	4,130.55	24,012.29	0.684	0.806	55101020
43,200,000	1.00	---	0.0824	---	07/09/2022	14/06/2022	---	---	MPLE KEDROS (CR)	2.25	---	2.25 10/02/2023	2.25	2.24	2.26	2.26	2.249	200@2.25	100@2.26	---	---	21,100	19	47,459.50	97,200.00	2.19	2.29	35102000
4,971,466	1.46	---	---	---	04/07/2007	08/10/2003	---	---	PAIRIS SA (CR)	0.93	0.65 P	0.924 10/02/2023	0.95	0.91	0.95	0.93	0.927	121@0.924	369@0.930	---	---	7,851	23	7,279.30	4,623.46	0.83	1.11	50203030
27,098,594	0.540	0.07	0.05	0.0201	05/12/2022	14/01/2021	---	---	PAPOUTSANIS (CR)	2.46	1.65 P	2.42 10/02/2023	2.47	2.42	2.47	2.46	2.426	1000@2.44	343@2.46	---	---	61,405	23	148,958.94	66,662.54	2.28	2.51	45201020
7,070,400	0.930	0.1081	0.3242	---	17/06/2022	06/05/2016	---	---	PETROPOULOS PETROS (CR)	6.2	0.65 P	6.16 10/02/2023	6.16	6.04	6.26	6.22	6.177	550@6.18	1589@6.22	---	---	18,716	84	115,600.94	43,836.48	5.9	6.3	50206015
22,075,665	0.330	0.05	0.1	---	21/06/2022	23/11/2021	---	---	PLAISIO COMPUTERS SA (CR)	4.58	---	4.58 10/02/2023	4.58	4.58	4.58	4.58	4.58	83850@4.58	251@4.68	---	---	3,150	4	14,427.00	101,106.55	4.58	4.6	40401010
43,741,452	0.660	0.16	0.2723	0.0698	30/01/2023	01/11/1999	---	---	THRACE PLASTICS SA (CR)	4.53	0.67 P	4.5 10/02/2023	4.51	4.49	4.56	4.53	4.522	273@4.52	1400@4.54	---	---	43,813	220	198,121.94	198,148.78	3.96	4.56	50203015
21,912,599	0.300	---	---	---	11/04/2011	23/02/2007	---	---	REVOIL (CR)	1.43	2.51 P	1.395 10/02/2023	1.4	1.4	1.45	1.43	1.429	365@1.41	1400@1.44	---	---	20,915	45	29,883.31	31,335.02	1.21	1.45	60101020
13,582,223	1.35	---	---	---	24/06/2008	02/02/2016	---	---	SIDMA STEEL (CR)	2.64	2.72 P	2.57 10/02/2023	2.6	2.51	2.64	2.64	2.59	127@2.59	320@2.64	---	---	13,473	73	34,897.53	35,857.07	1.85	2.64	55102010
40,693,350	5.00	---	---	---	03/07/2006	26/05/2015	---	---	TECHNICAL OLYMPIC SA (CR)	2.34	-0.85 E	2.36 10/02/2023	2.29	2.28	2.37	2.34	2.307	250@2.31	2859@2.34	---	---	29,876	124	68,921.25	95,222.44	1.76	2.41	40202010
3,048,000	0.300	---	---	---	06/07/2007	01/06/2021	---	---	TZIRAKIAN PROFIL (CR)	2	3.09 P	1.94 10/02/2023	1.935	1.935	2	2	1.977	5000@1.98	133@2.00	2.16	2021	19,670	55	38,887.44	6,096.00	1.76	2	55102010
10,203,575	0.730	---	---	---	16/07/2007	18/10/1999	---	---	FIERATEX SA (CR)	0.45	-1.75 E	0.458 10/02/2023	0.469	0.45	0.475	0.45	0.451	6000@0.430	748@0.458	5.30	2021	17,841	26	8,047.26	4,591.61	0.4	0.494	55101020
8,340,750	1.16	---	---	---	25/06/2009	17/09/2018	---	---	HAIDEMENOS SA (CR)	0.59	1.72 P	0.58 10/02/2023	0.5	0.5	0.595	0.59	0.588	500@0.560	2581@0.590	21.85	2021	7,187	22	4,222.59	4,921.04	0.452	0.6	50205030

Main Market - Low Liquidity Class

14,000,000	4.15	---	3.42	---	14/09/2022	29/06/1999	---	---	ALPHA REAL ESTATE SA(CR)	8.3	2.72	P	8.08	10/02/2023	8.02	8.02	8.48	8.3	8.276	400@8.28	103@8.42	---	---	3,119	52	25,811.62	116,200.00	6.68	8.68	35101015	
151,654,947	0.040	---	---	---	01/07/2008	21/02/2020	---	---	AVE (CR)	0.55	-0.36	E	0.552	10/02/2023	0.536	0.532	0.56	0.55	0.543	400@0.542	500@0.548	---	---	72,300	63	39,282.30	83,410.22	0.506	0.586	40301010	
11,795,024	0.540	0.087	0.136	---	04/07/2022	30/08/2019	---	---	FLEXOPACK SA (CR)	8.45	---	γ	8.45	10/02/2023	---	---	---	---	---	250@8.00	100@8.30	---	---	---	---	---	99,667.95	7.45	8.45	50203030	
10,500,000	4.00	0.37	0.29	---	31/05/2022	02/08/2016	---	---	INTERCONTINENTAL (CR)	6.3	-1.56	E	6.4	10/02/2023	6.4	6.3	6.4	6.3	6.311	461@6.30	430@6.40	---	---	3,660	15	23,097.00	66,150.00	6.3	6.75	35102000	
151,532,467	0.500	0.01	0.02	---	22/07/2022	10/06/2020	---	---	TRASTOR REAL EST. INV. CO.(CR)	1.13	---	γ	1.13	10/02/2023	---	---	---	---	---	700@1.09	50@1.13	---	---	---	---	---	171,231.69	0.965	1.14	35102000	
15,300,000	0.300	---	---	---	30/07/2009	13/12/1999	---	---	ATTICA PUBLICATIONS SA (CR)	0.388	2.65	P	0.378	10/02/2023	0.39	0.388	0.39	0.39	0.389	---	417@0.388	---	---	---	830	3	322.70	5,936.40	0.3	0.39	40301030
23,986,500	1.05	---	---	---	26/06/2009	15/03/2000	---	---	BIOKARPET S.A.(CR)	1.8	8.43	P	1.66	10/02/2023	1.64	1.64	1.8	1.8	1.748	87@1.78	394@1.79	---	---	15,831	36	27,667.40	43,175.70	1.5	1.8	50101035	
6,325,000	0.600	---	0.19	---	04/07/2022	17/02/2014	---	---	VOYATZOGLOU (CR)	2.2	-4.35	E	2.3	10/02/2023	2.22	2.14	2.22	2.2	2.187	510@2.16	499@2.22	---	---	1,538	15	3,363.28	13,915.00	1.97	2.3	50205010	
15,000,000	0.300	---	---	---	06/07/2007	18/07/2000	---	---	DAIOS PLASTICS SA (CR)	3.14	---	γ	3.14	10/02/2023	---	---	---	---	---	110@3.00	---	---	---	---	---	---	47,100.00	2.98	3.52	50203015	
13,673,200	0.880	---	---	---	18/07/2008	26/07/2001	---	---	EVROFARMA SA (CR)	0.84	-3.23	E	0.868	10/02/2023	0.802	0.8	0.84	0.84	0.817	205@0.840	1000@0.842	---	---	4,235	15	3,459.45	11,485.49	0.684	0.876	45102020	
3,307,500	0.210	---	---	---	11/08/2010	30/11/2022	---	---	ELVE SA (CR)	5	2.04	P	4.9	10/02/2023	4.88	4.74	5.05	5.05	4.868	25@4.90	39@5.05	---	---	840	18	4,088.91	16,537.50	4.62	5.15	40204020	
60,295,607	0.240	---	---	---	09/07/2007	01/07/2021	---	---	ELGEKA SA (CR)	0.441	-1.78	E	0.449	10/02/2023	0.459	0.426	0.459	0.441	0.437	1@0.435	3298@0.441	---	---	35,215	47	15,383.66	26,590.36	0.38	0.459	45201010	
23,828,130	0.500	---	0.0737	---	18/07/2022	17/02/2009	---	---	ELINOIL S.A. (CR)	2.47	5.56	P	2.34	10/02/2023	2.39	2.37	2.5	2.48	2.455	120@2.43	300@2.48	---	---	23,745	82	58,304.58	58,855.48	1.82	2.5	60101020	

Number of Outstanding Securities	Nominal Value	Dividends [1]			Date of Last Coupon		Note	Shares	Closing price	% change	Previous closing price/date	Open price	Price min	Price max	Last price	Avg price	Last Bid [7]	Last Ask [7]	P/E after tax	Year	Volume	Trades	Transactions Value[8]	Company Mkt Value (thou. €)	Year low	Year high	Sector[4]	
		2020	2021	2022	Dividend [2]	Right																						
86,735,980	0.310	---	---	---	06/07/2009	18/08/2022	---	ATHENS MEDICAL CENTER SA (CR)	1.67	0.91 P	1.655	10/02/2023	1.695	1.65	1.695	1.67	1.663	20@1.66	1320@1.67	---	---	13,012	40	21,634.42	144,849.09	1.4	1.755	20101025
2,760,000	11.83	9.4	11	---	14/06/2022	16/07/1990	---	KARELIA (CR)	310	---	310	10/02/2023	310	306	310	306	309.994	109@306.00	95@314.00	---	---	704	4	218,236.00	855,600.00	288	318	45103010
6,700,000	0.800	0.179	0.047	---	24/08/2022	29/05/2014	---	MILLS KEPENOS (CR)	2.28	---	2.28	10/02/2023	---	---	---	---	300@2.14	100@2.32	23.04	2021	---	---	---	15,276.00	2.16	2.54	45102020	
11,510,102	0.890	---	---	---	24/06/2005	06/10/1999	---	NAFPAKTOS TEXTILE (CR)	1.08	0.47 P	1.075	10/02/2023	1.08	1.045	1.08	1.08	1.059	250@1.07	116@1.08	---	---	2,770	10	2,932.52	12,430.91	0.97	1.17	55101020
6,200,000	0.500	---	---	---	22/06/2010	01/11/1995	---	MINERVA KNITWEAR (CR)	0.48	4.80 P	0.458	10/02/2023	0.48	0.466	0.484	0.484	0.48	420@0.462	1068@0.484	---	---	1,564	9	749.94	2,976.00	0.414	0.52	40204020
21,364,000	1.12	---	---	---	29/07/2019	10/08/2005	---	LAMPASA HOTEL SA (CR)	21.2	2.91 P	20.6	10/02/2023	20.6	20.6	21.2	21.2	20.777	32@21.20	150@21.80	---	---	582	6	12,092.00	452,916.80	20.6	22	40501025
8,321,682	0.670	---	---	---	17/08/2007	23/11/1999	---	N. LEVENTERIS (CR)	0.302	---	0.302	10/02/2023	0.302	0.302	0.302	0.302	0.302	1000@0.272	883@0.302	---	2021	5,117	7	1,545.33	3,187.23	0.22	0.302	50202010
2,160,524	0.670	---	---	---	03/12/2018	23/11/1999	---	N. LEVENTERIS (PR)	0.312	9.09 P	0.286	10/02/2023	0.312	0.312	0.312	0.312	0.312	500@0.286	---	---	2021	860	3	268.32	3,187.23	0.218	0.316	50202010
6,340,000	0.600	0.134	0.17	0.1	09/12/2022	12/01/2023	---	NAKAS MUSIC	2.6	---	2.6	10/02/2023	2.48	2.48	2.48	2.48	2.48	515@2.48	10@2.60	---	---	20	2	49.60	16,484.00	2.16	2.66	40401030
10,080,000	3.00	1.42	1.5	---	27/04/2022	27/08/2001	---	TPA SA (CR)	24.1	---	24.1	10/02/2023	23.8	23.8	24.4	24.2	24.011	500@24.10	20@24.30	---	---	3,257	24	78,204.20	242,928.00	22.7	24.8	50206060
27,379,200	0.980	---	---	---	03/07/2020	29/08/2022	---	CRETE PLASTICS SA (CR)	15.5	1.31 P	15.3	10/02/2023	15.2	15.2	15.5	15.5	15.302	496@15.40	150@15.80	---	---	384	2	5,875.80	424,377.60	14.7	16.1	50203015
255,494,534	2.71	0.352	0.279	0.11	14/12/2022	30/09/2021	---	PRODEA (CR)	7.95	---	7.95	10/02/2023	---	---	---	---	100@7.50	1@8.25	---	---	---	---	---	2,031,181.55	7.3	8.55	35102000	
4,181,450	0.500	---	---	---	21/08/2000	05/03/2002	---	FLOUR MILLS SARANTOPOULOS SA	1.37	---	1.37	10/02/2023	---	---	---	---	---	970@1.35	---	---	---	---	---	---	5,728.59	1.07	1.37	45102020

Exchange Traded Funds (ETFs)

906,928	---	---	---	---	15/06/2016	---	ALPHA ETF FTSE Athex Large Cap	26.75	2.18 P	26.18	10/02/2023	26.5	26.45	26.75	26.75	26.491	10@24.00	---	---	---	---	2,310	4	61,193.06	---	22.5	26.75	12003
---------	-----	-----	-----	-----	------------	-----	--------------------------------	-------	--------	-------	------------	------	-------	-------	-------	--------	----------	-----	-----	-----	-----	-------	---	-----------	-----	------	-------	-------

Surveillance

356,314,416	0.060	---	---	---	07/07/2010	21/09/2017	5160	FRIGOGLASS SA (CR)	0.13	-1.52 E	0.132	10/02/2023	0.136	0.13	0.136	0.13	0.134	5000@0.128	35000@0.133	---	---	1,172,545	159	156,585.03	46,320.87	0.085	0.158	50204000
65,326,268	0.530	---	---	---	04/07/2007	19/07/2006	4750	SATO SA (CR)	0.063	20.00 P	0.0525	10/02/2023	0.063	0.063	0.063	0.063	0.063	27517@0.063	---	---	---	195,897	40	12,341.51	4,115.55	0.021	0.063	40202015
13,191,620	0.620	---	---	---	04/08/2010	09/09/2002	5232	YALCO - CONSTANTINOU (CR)	0.276	3.76 P	0.266	10/02/2023	0.276	0.276	0.276	0.276	0.276	500@0.232	750@0.264	---	---	2,250	6	621.00	3,640.89	0.175	0.28	40202020
13,000,000	1.00	---	---	---	01/08/2007	07/04/2000	5093	AKRITAS SA (CR)	0.472	-17.91 E	0.575	10/02/2023	0.535	0.46	0.535	0.5	0.473	3272@0.505	983@0.535	---	---	1,450	13	685.70	6,136.00	0.46	0.6	50101035
221,519,681	0.300	---	---	---	02/07/2008	28/02/2011	4957	ANEK LINES SA (CR)	0.21	-11.02 E	0.236	10/02/2023	0.21	0.21	0.23	0.21	0.214	100000@0.204	20166@0.220	---	---	458,110	104	97,985.03	47,331.55	0.177	0.244	40501015
312,163	0.300	---	---	---	02/07/2008	28/02/2011	4959	ANEK LINES SA (PR, Issue '90)	0.072	---	0.072	10/02/2023	---	---	---	---	---	15000@0.086	---	---	---	---	---	---	47,331.55	0.072	0.086	40501015
2,969,713	0.300	---	---	---	02/07/2008	28/02/2011	4958	ANEK LINES SA (PR, Issue '96)	0.266	---	0.266	10/02/2023	---	---	---	---	---	500@0.214	---	---	---	---	---	---	47,331.55	0.173	0.28	40501015
6,330,002	0.300	---	---	---	25/06/2002	15/03/2019	5162	VARVARESSOS (CR)	0.24	9.09 P	0.22	10/02/2023	0.24	0.24	0.24	0.24	0.24	---	6@0.190	---	2021	1,000	3	240.00	1,519.20	0.16	0.24	55101020
17,579,754	4.16	---	---	---	18/08/2006	02/08/2010	---	BIOTER SA (CR)	0.348	9.43 P	0.318	10/02/2023	0.318	0.318	0.348	0.348	0.322	3100@0.340	1169@0.348	---	---	19,791	15	6,380.49	6,117.75	0.21	0.36	50101010
54,654,600	0.050	---	---	---	01/07/1998	30/12/2022	5275	VIS SA (CR)	0.214	15.68 P	0.185	10/02/2023	0.2	0.2	0.214	0.214	0.206	10000@0.212	24850@0.218	---	2021	116,450	52	24,022.70	11,696.08	0.149	0.378	50203030
3,961,300	1.28	---	---	---	29/06/2004	03/08/2000	5248	DUROS SA (CR)	0.25	---	0.25	10/02/2023	---	---	---	---	---	---	400@0.300	---	2021	---	---	---	990.33	0.2	0.298	40204020
51,754,364	0.300	---	---	---	23/12/2003	24/01/2007	5197	SELECTED TEXT. IND. ASSOC (CR)	0.172	8.18 P	0.159	10/02/2023	0.128	0.128	0.172	0.172	0.168	22000@0.130	3500@0.165	---	---	8,898	7	1,498.46	8,901.75	0.11	0.172	55101020
371,337,000	0.300	---	---	---	30/05/2013	01/07/2022	---	INTRALOT (CR)	0.72	9.09 P	0.66	10/02/2023	0.68	0.68	0.72	0.72	0.708	1750@0.715	9049@0.725	---	---	715,656	291	506,760.18	267,362.64	0.575	0.72	40501020
7,125,216	0.650	---	---	---	01/07/2005	14/12/1999	4955	KRE.KA SA (CR)	0.3	---	0.3	10/02/2023	0.27	0.27	0.3	0.3	0.285	1@0.300	8500@0.308	---	2021	11,389	11	3,246.90	2,137.56	0.17	0.308	45102010
7,734,375	1.00	---	---	---	09/07/2007	07/01/2011	5266	LIVANIS SA (CR)	0.13	-13.33 E	0.15	10/02/2023	0.13	0.13	0.13	0.13	0.13	214@0.130	793@0.180	---	---	6,736	5	875.68	1,005.47	0.13	0.18	40301030
15,842,391	1.51	---	---	---	15/07/2009	12/05/2000	5141	BITROS HOLDING SA (CR)	0.7	---	0.7	10/02/2023	0.7	0.7	0.7	0.7	0.7	1000@0.570	537@0.690	---	---	3,131	4	2,191.70	11,089.67	0.408	0.82	55102010
24,319,250	0.300	---	---	---	09/07/2002	04/07/2007	5165	PROODEFTIKH SA (CR)	0.53	-1.85 E	0.54	10/02/2023	0.55	0.53	0.55	0.53	0.533	3400@0.530	375@0.540	---	---	5,000	4	2,664.00	12,889.20	0.52	0.6	50101010
28,438,268	0.070	---	---	---	21/08/2006	24/11/1999	5253	SPIROY AGRICULTURE SA (CR)	0.23	---	0.23	10/02/2023	---	---	---	---	---	10000@0.200	1000@0.268	---	---	---	---	---	6,540.80	0.15	0.23	45102010
766,000	1.00	---	---	---	01/07/2004	11/12/2012	5193	TRIA ALFA SA (CR)	13.1	9.17 P	12	10/02/2023	13.1	13.1	13.1	13.1	13.1	500@11.00	20@13.10	-(6)-	2021	100	3	1,310.00	11,529.10	7.6	13.5	55101020
245,000	1.00	---	---	---	19/07/2010	11/12/2012	5194	TRIA ALFA SA (PR)	6.1	---	6.1	10/02/2023	---	---	---	---	---	500@5.05	180@5.80	47.44	2021	---	---	---	11,529.10	3.8	6.9	55101020

Number of Outstanding Securities	Nominal Value	Dividends [1]			Date of Last Coupon		Note	Shares	Closing price	% change	Previous closing price/date	Open price	Price min	Price max	Last price	Avg price	Last Bid [7]	Last Ask [7]	P/E after tax	Year	Volume	Trades	Transactions Value[8]	Company Mkt Value (thou. €)	Year low	Year high	Sector[4]
		2020	2021	2022	Dividend [2]	Right																					
Suspension Status																											
5,867,311	0.300	---	---	---	11/08/2010	28/04/2017	5243	DIONIC (CR)	0.11	---	0.11	30/06/2020	---	---	---	---	---	---	---	---	---	---	---	645.40	0.11	0.11	50205010
66,948,210	0.300	---	---	---	22/09/2015	22/09/2015	5179	FOLLI FOLLIE (CR)	4.8	---	4.8	24/05/2018	---	---	---	---	---	---	---	---	---	---	---	321,351.41	4.8	4.8	40401030
12,417,000	0.310	---	---	---	27/08/2019	28/08/2017	5233	MLS MULTIMEDIA SA (CR)	0.57	---	0.57	12/05/2020	---	---	---	---	---	---	---	---	---	---	---	7,077.69	0.57	0.57	10101015
33,301,715	0.320	---	---	---	27/06/2003	08/07/2009	5241	AEGEK (CR)	0.035	---	0.035	25/06/2020	---	---	---	---	---	---	---	---	---	---	---	1,165.56	0.035	0.035	50101010
4,737,503	0.320	---	---	---	22/06/2005	22/09/2015	5115	VARANGIS AVEPE S.A. (CR)	0.11	---	0.11	02/03/2022	---	---	---	---	---	---	---	---	---	---	---	521.13	0.11	0.11	40202015
7,085,888	1.59	---	---	---	02/07/1996	06/09/2010	5216	ELVIEMEK (CR)	2.6	---	2.6	30/09/2019	---	---	---	---	---	---	---	---	---	---	---	18,423.31	2.6	2.6	35101010
25,179,640	0.600	---	---	---	08/08/1994	19/09/2000	5191	J.BOUTARIS & SON (CR)	0.026	---	0.026	01/10/2018	---	---	---	---	---	---	---	---	---	---	---	742.45	0.026	0.026	45101015
1,540,000	0.600	---	---	---	08/08/1994	19/09/2000	5192	J.BOUTARIS & SON (PR)	0.057	---	0.057	01/10/2018	---	---	---	---	---	---	---	---	---	---	---	742.45	0.057	0.057	45101015

Shares' Notes

Code	Note text
()	- Adjusted dividends.
*	- Last adjusted closing price.
[1]	- Net dividends.
[2]	- The "Date of Last Coupon" for New listings refers to the date company's stocks started to trade in Athex
[3]	- The Company Market Value is referred to the number of outstanding shares
[4]	- Sectors codification can be found in Appendix A
[5]	- The Market Value refers to the total number of shares listed (including their several classes) in the exchange by the company.
[6]	- P/E greater than 100
[7]	- Last view of the Order Book before the end of the trading session
[8]	- All Blocks Methods' Transactions Value are included.
4750	- Transfer to the Under Surveillance Category from 8/4/2011.
4955	- Transfer to the Surveillance Category as from 5/4/2013.
4957	- Transfer to the Surveillance Category as from 5/4/2013.
4958	- Transfer to the Surveillance Category as from 5/4/2013.
4959	- Transfer to the Surveillance Category as from 5/4/2013.
5093	- Transfer to the Surveillance Category as of 8/4/2015.
5115	- Transfer to the Surveillance Category as of 15/04/2016.
5141	- Transfer to the Surveillance Category as of 10/05/2017.
5160	- Transfer to the Surveillance Category as of 15/04/2016.
5162	- Transfer to the Under Supervision Category as of 21/12/2009.
5165	- Transfer to the Surveillance Category as of 15/02/2018.
5179	- Suspension of trading as of 25/05/2018.
5191	- Suspension of trading as of 02/10/2018.
5192	- Suspension of trading as of 02/10/2018.
5193	- Transfer to the Surveillance Category as of 25/10/2018.
5194	- Transfer to the Surveillance Category as of 25/10/2018.
5197	- Transfer to the Surveillance Category as of 07/11/2018.
5216	- Suspension of trading as of 01/10/2019.
5232	- Transfer to the Under Surveillance Category from 08/04/2011.
5233	- Suspension of trading as of 13/05/2020.
5241	- Suspension of trading as of 26/06/2020.
5243	- Suspension of trading as of 01/07/2020.
5248	- Transfer to the Surveillance Category as of 06/09/20116.
5253	- Transfer to the Surveillance Category as of 14/5/2021.
5266	- Suspension of trading as of 04/05/2022.
5275	- Transfer to the Surveillance Category as of 09/07/2020.

Securities Blocks Details

Securities	Block Volume	Price	Block Trade Value	Time of approval	Note
PIRAEUS FINANCIAL HOLD (CR)	250,000	2.08	520,500.00	10:35:47	20
OTE (CR)	36,709	15.28	560,913.52	10:37:20	20
MOTOR OIL (CR)	15,000	24.74	371,100.00	12:20:18	20
PAPOUTSANIS (CR)	46,061	2.42	111,467.62	12:51:13	20
OTE (CR)	50,000	15.45	772,500.00	13:45:15	20
PIRAEUS FINANCIAL HOLD (CR)	250,000	2.19	546,250.00	13:57:05	20
EUROBANK HOLDINGS (CR)	385,587	1.38	532,110.06	14:41:07	20
ENTERSOFT (CR)	30,000	4.17	125,100.00	14:43:26	20
HELLENIC EXCHANGES-A.S.E. (CR)	30,000	4.15	124,500.00	15:18:09	20
JUMBO SA (CR)	20,000	19.32	386,400.00	15:19:28	20
EUROBANK HOLDINGS (CR)	250,000	1.38	345,750.00	15:35:47	20
EUROBANK HOLDINGS (CR)	500,000	1.38	690,000.00	15:41:36	20
PIRAEUS FINANCIAL HOLD (CR)	250,000	2.17	541,250.00	15:50:04	20
INTRAKAT (CR)	300,000	1.76	528,000.00	16:13:36	20
INTRAKAT (CR)	50,000	1.76	88,000.00	16:26:36	20
EUROBANK HOLDINGS (CR)	250,000	1.38	345,750.00	16:27:18	20
EUROBANK HOLDINGS (CR)	711,186	1.38	983,214.65	16:40:26	20
PIRAEUS FINANCIAL HOLD (CR)	250,000	2.18	543,750.00	16:51:41	20
EUROBANK HOLDINGS (CR)	271,092	1.39	375,462.42	16:54:22	20
JUMBO SA (CR)	20,000	18.90	378,000.00	17:18:10	20

Blocks Notes

- 9 - Method 6-1 / Special Fees
- 10 - Method 6-1 / Special Fees, SDS
- 14 - Method 6-3 / Settlement, Incomplete Buy and Sell
- 18 - Method 6-2 / SPOT 1
- 19 - Method 6-2 / SPOT 2
- 20 - Method 6-1 and Method 6-1 Same Day Settlement
- 21 - Other Pre-agreed

Shares Rights Details

Occured date	Exercise from	Exercise until	Trading until	Rights	Price min	Price max	Closing price	Last Bid	Last Ask	Volume	Trades	Transactions Value
-----------------	------------------	-------------------	------------------	--------	--------------	--------------	------------------	----------	----------	--------	--------	-----------------------

No Rights Transactions.

Forced Sales Details

Securities	Category of Security	Transactions Volume	Number of Trades	Transactions Value	Note
No Forced Transactions.					

Forced Sales Notes

- 1 - Compulsory Public Forced Sales
- 2 - Forced Sales of Fixed Registered Shares
- 3 - Forced Sales of Remaining Fractional Shares

Exchange Traded Funds (ETFs) Characteristics

	Transactions Date (T)	Creation / Redemption	Units (T-1)	New Units (T-1)	Redemption Units (T-1)	Units (T) [1]	Fund Assets [2]	Net Unit Price	Dividend per Unit	Dividend Date
ALPHA ETF FTSE Athex Large Cap	13/02/2023	5,000	906,928	---	---	906,928	23,777,000.00	26.2171	0.52	01/07/2022

ETFs Notes

[1] - Units (T) = Units (T-1) + New Units (T-1) - Redemption Units (T-1)

[2] - The Creation / Redemption Units of T-1 are included.

Non Convertible Corporate Bonds - Regulated Market

Num Listed Bonds	Nominal price	Issue price	Today's Rate	Exp. Date	Duration (years)	Note	Coupon		Trading Unit	Corporate Bonds	Accrued Int.	Yield.T.Mat	Price min	Price max	Closing price	Previous closing price/date	Volume	Transactions Value	Last order		Date	ear min	Year max	
							Common	Preffered											Price	Buy / Sell				
100,000	1,000.00	1,000.00	2.95	11/02/2027	5	---	3	---	1	SAFE BULKERS PARTICIPATIONS PLC (Non Convertible)	0.1639	4.5670	93.7000	94.0000	94.0000	93.6000	10/02/2023	52,000	48,885.02	94.0000	B	13/02/2023	91.7400	94.7000
320,000	1,000.00	1,000.00	3.40	21/07/2027	7	---	6	---	1	LAMDA DEVELOPMENT S.A. (Non Convertible)	2.1722	4.6030	93.9002	94.0000	94.0000	94.0860	10/02/2023	58,000	54,636.99	93.9003	B	13/02/2023	92.4165	95.5000
200,000	1,000.00	1,000.00	2.10	27/10/2027	7	---	5	---	1	O.P.A.P. S.A. (Non Convertible)	6.4750	3.4000	92.3300	94.2500	93.9800	93.5810	10/02/2023	184,000	173,118.21	93.9000	B	13/02/2023	92.3100	95.4000
200,000	1,000.00	1,000.00	1.90	23/03/2028	7	---	4	---	1	MOTOR OIL CORINTH REFINERIES SA (Non Convertible)	7.6528	4.3420	88.8990	89.2000	89.0000	88.5920	10/02/2023	169,000	151,687.01	88.7500	B	13/02/2023	88.2500	90.5000
100,000	1,000.00	1,000.00	2.70	25/05/2026	5	---	4	---	1	COSTAMARE PARTICIPATIONS PLC (Non Convertible)	6.1500	4.5650	93.8000	94.2000	93.9946	93.9170	10/02/2023	74,000	70,011.10	93.8000	B	13/02/2023	92.1400	97.0000
300,000	1,000.00	1,000.00	2.30	20/07/2028	7	---	4	---	1	PRODEA REIC S.A.(Non Convertible)	1.6611	5.9360	83.9900	84.2500	84.0000	83.9900	10/02/2023	35,000	29,530.24	84.0000	B	13/02/2023	82.0100	85.8000
150,000	1,000.00	1,000.00	2.65	22/10/2026	5	---	3	---	1	CPLP SHIPPING HOLDINGS PLC (Non Convertible)	8.3917	4.0460	95.0000	95.0001	95.0000	95.2860	10/02/2023	24,000	23,001.40	95.5000	S	13/02/2023	92.5500	96.0000
250,000	1,000.00	1,000.00	2.45	16/11/2028	7	---	3	---	1	ELVALHALCOR S.A. (Non Convertible)	6.1931	4.9210	87.9800	89.0000	88.1000	87.9500	10/02/2023	95,000	84,262.44	88.0000	B	13/02/2023	85.6375	91.0000
500,000	1,000.00	1,000.00	2.75	03/07/2027	7	---	6	---	1	GEK TERNA S.A. (Non Convertible)	3.2847	5.1510	89.8501	90.1500	89.9542	89.9440	10/02/2023	291,000	262,809.90	89.9100	B	13/02/2023	86.8000	90.4500
300,000	1,000.00	1,000.00	2.30	14/12/2028	7	---	3	---	1	GEK TERNA S.A. (Non Convertible)	4.0250	5.2580	85.9999	85.9999	85.9999	84.8250	10/02/2023	50,000	43,201.20	85.3000	B	13/02/2023	83.5000	87.4500
175,000	1,000.00	1,000.00	3.40	26/07/2024	5	---	8	---	1	ATTICA HOLDINGS S.A. (Non Convertible)	1.8889	4.0160	98.0000	98.4899	98.4622	97.7540	10/02/2023	162,000	159,814.73	97.9500	B	13/02/2023	97.2993	98.5000
230,000	1,000.00	1,000.00	4.70	12/07/2029	7	---	2	---	1	LAMDA DEVELOPMENT S.A. (Non convertible)	4.4389	4.6090	99.5010	100.4000	99.8039	100.0120	10/02/2023	27,000	27,066.90	99.6001	B	13/02/2023	98.5000	101.0000
100,000	1,000.00	1,000.00	4.40	26/07/2029	7	---	2	---	1	CPLP SHIPPING HOLDINGS PLC (Non Convertible)	2.4444	4.3350	99.3000	99.9900	99.7843	99.1000	10/02/2023	7,000	7,002.01	99.0010	B	13/02/2023	98.4673	100.8000
200,000	1,000.00	1,000.00	3.60	12/03/2026	7	---	8	---	1	AEGEAN AIRLINES S.A. (Non Convertible)	15.6000	3.7750	96.5000	97.9999	97.9999	96.7550	10/02/2023	206,000	203,031.60	97.0000	B	13/02/2023	95.6301	98.0000
150,000	1,000.00	1,000.00	2.60	22/10/2026	7	---	7	---	1	TERNA ENERGY FINANCE S.A. (Non Convertible)	8.2333	3.5960	93.1200	95.6799	95.6799	94.6200	10/02/2023	24,000	22,884.48	93.8110	B	13/02/2023	92.5000	95.7400
100,000	1,000.00	1,000.00	2.80	25/01/2027	5	---	3	---	1	PREMIA S.A. (Non Convertible)	1.6333	5.8400	---	---	---	89.5660	10/02/2023	---	---	88.7500	B	13/02/2023	88.0202	91.7999
120,000	1,000.00	1,000.00	3.95	04/04/2025	7	---	10	---	1	GEK TERNA S.A. (Non Convertible)	14.7028	3.6350	99.0300	99.2500	99.2091	98.9300	10/02/2023	137,000	137,930.78	99.0000	B	13/02/2023	98.6807	99.5000
90,000	1,000.00	1,000.00	3.00	11/05/2023	5	---	10	---	1	CORAL A.E. (Non Convertible)	8.0000	4.5420	---	---	---	99.4740	10/02/2023	---	---	99.2000	B	13/02/2023	99.0360	100.2000

Corporate Bonds Notes

Transactions Volume = (Pieces) * (Nominal Price). Transactions Value = (Pieces) * (Nominal Price) * (price %) + (Accrued interest).
The price of a Bond is stated as a percentage (%) of Bond's Nominal Price.
Nominal Price in Euros (€), except if it is noted differently.

Non Convertible Corporate Bonds - Regulated Market

Num Listed Bonds	Nominal price	Issue price	Today's Rate	Exp. Date	Duration (years)	Note	Coupon		Trading Unit	Corporate Bonds	Accrued Int.	Yield.T.Mat	Price min	Price max	Closing price	Previous closing price/date	Volume	Transactions Value	Last order		ear min	Year max		
							Common	Preffered											Price	Buy / Sell			Date	
20,148	1,000.00	1,000.00	4.95	26/06/2023	5	---	10	---	1	B&F COMM. & GARM. INDUS. S.A. (Non Convertible)	6.8750	4.0150	---	---	---	100.0000	08/02/2023	---	---	98.0000	B	13/02/2023	100.0000	100.6899
120,000	1,000.00	1,000.00	2.65	06/12/2028	7	---	3	---	1	NOVAL PROPERTY REIC (Non Convertible)	5.2264	5.1160	88.0000	88.5990	88.0889	88.1500	10/02/2023	43,000	38,139.18	87.5000	B	13/02/2023	85.4000	90.8700

Corporate Bonds Notes

Transactions Volume = (Pieces) * (Nominal Price). Transactions Value = (Pieces) * (Nominal Price) * (price %) + (Accrued interest).
The price of a Bond is stated as a percentage (%) of Bond's Nominal Price.
Nominal Price in Euros (€), except if it is noted differently.

Government Bonds

Number Listed Bonds	Nominal price	Today's Rate	Accrued Interest Calc	Exp. Date [1]	Duration (years)	Note	Coupons Date	Curr. coupon value	Trading Unit	Government Bonds	Price min	Price max	Closing price	Previous closing price/date	Volume	Transactions Value	Price	Last order Buy / Sell	Date
4,500,000	1,000.00	1.88	Actual/Actual	04/02/2035	15	---	04/02	1.88	1	GGB-FXD-040235-15Y-1.875-1.000	---	---	---	---	---	---	---	---	---
2,500,000	1,000.00	3.45	Actual/Actual	02/04/2024	5	---	02/04	3.45	1	GGB-FXD-020424-05Y-3.450-1.000	---	---	---	---	---	---	---	---	---
6,000,000	1,000.00	0.75	Actual/Actual	18/06/2031	10	---	18/06	0.75	1	GGB-FXD-180631-10Y-0.750-1.000	---	---	---	---	---	---	---	---	---
5,962,747,327	1.00	3.75	Actual/Actual	30/01/2028	10	---	/02 - 01/02 - 31/	3.75	1	GGB-FXD-300128-10Y-3.750-1.00	---	---	---	85.4610 13/07/2018	---	---	1.0000	B	28/11/2018
7,067,309,386	1.00	3.90	Actual/Actual	30/01/2033	15	---	/02 - 01/02 - 31/	3.90	1	GGB-FXD-300133-15Y-3.900-1.00	---	---	---	78.6730 13/07/2018	---	---	1.0000	B	28/11/2018
5,472,848,349	1.00	4.00	Actual/Actual	30/01/2037	19	---	/02 - 01/02 - 31/	4.00	1	GGB-FXD-300137-19Y-4.000-1.00	---	---	---	77.0370 13/07/2018	---	---	1.0000	B	28/11/2018
5,276,770,669	1.00	4.20	Actual/Actual	30/01/2042	24	---	/02 - 01/02 - 31/	4.20	1	GGB-FXD-300142-24Y-4.200-1.00	---	---	---	77.7640 13/07/2018	---	---	1.0000	B	28/11/2018
119,550,565	1.00	4.30	Actual/Actual	24/02/2023	11	---	24/02	4.30	1	GGB-FXD-240223-11Y-2.000-1.00	---	---	---	10.0000 22/06/2015	---	---	10.0000	B	11/07/2019
48,794,718	1.00	4.30	Actual/Actual	24/02/2024	12	---	24/02	4.30	1	GGB-FXD-240224-12Y-2.000-1.00	---	---	---	10.0000 22/06/2015	---	---	---	---	---
40,248,141	1.00	4.30	Actual/Actual	24/02/2025	13	---	24/02	4.30	1	GGB-FXD-240225-13Y-2.000-1.00	---	---	---	10.0000 22/06/2015	---	---	---	---	---
59,586,043	1.00	4.30	Actual/Actual	24/02/2026	14	---	24/02	4.30	1	GGB-FXD-240226-14Y-2.000-1.00	---	---	---	10.0000 22/06/2015	---	---	---	---	---
41,118,344	1.00	4.30	Actual/Actual	24/02/2027	15	---	24/02	4.30	1	GGB-FXD-240227-15Y-2.000-1.00	---	---	---	10.0000 22/06/2015	---	---	---	---	---
45,137,734	1.00	4.30	Actual/Actual	24/02/2028	16	---	24/02	4.30	1	GGB-FXD-240228-16Y-2.000-1.00	---	---	---	10.0000 22/06/2015	---	---	---	---	---
61,768,888	1.00	4.30	Actual/Actual	24/02/2029	17	---	24/02	4.30	1	GGB-FXD-240229-17Y-2.000-1.00	---	---	---	10.0000 22/06/2015	---	---	---	---	---
54,567,744	1.00	4.30	Actual/Actual	24/02/2030	18	---	24/02	4.30	1	GGB-FXD-240230-18Y-2.000-1.00	---	---	---	10.0000 22/06/2015	---	---	---	---	---
37,541,515	1.00	4.30	Actual/Actual	24/02/2031	19	---	24/02	4.30	1	GGB-FXD-240231-19Y-2.000-1.00	---	---	---	10.0000 22/06/2015	---	---	---	---	---
37,558,317	1.00	4.30	Actual/Actual	24/02/2032	20	---	24/02	4.30	1	GGB-FXD-240232-20Y-2.000-1.00	---	---	---	10.0000 22/06/2015	---	---	---	---	---
37,473,732	1.00	4.30	Actual/Actual	24/02/2033	21	---	24/02	4.30	1	GGB-FXD-240233-21Y-2.000-1.00	---	---	---	10.0000 22/06/2015	---	---	---	---	---
33,888,293	1.00	4.30	Actual/Actual	24/02/2034	22	---	24/02	4.30	1	GGB-FXD-240234-22Y-2.000-1.00	---	---	---	10.0000 22/06/2015	---	---	---	---	---
35,177,800	1.00	4.30	Actual/Actual	24/02/2035	23	---	24/02	4.30	1	GGB-FXD-240235-23Y-2.000-1.00	---	---	---	10.0000 22/06/2015	---	---	---	---	---
35,547,268	1.00	4.30	Actual/Actual	24/02/2036	24	---	24/02	4.30	1	GGB-FXD-240236-24Y-2.000-1.00	---	---	---	10.0000 22/06/2015	---	---	---	---	---
40,246,306	1.00	4.30	Actual/Actual	24/02/2037	25	---	24/02	4.30	1	GGB-FXD-240237-25Y-2.000-1.00	---	---	---	10.0000 22/06/2015	---	---	---	---	---
37,643,952	1.00	4.30	Actual/Actual	24/02/2038	26	---	24/02	4.30	1	GGB-FXD-240238-26Y-2.000-1.00	---	---	---	10.0000 22/06/2015	---	---	---	---	---
36,977,100	1.00	4.30	Actual/Actual	24/02/2039	27	---	24/02	4.30	1	GGB-FXD-240239-27Y-2.000-1.00	---	---	---	10.0000 22/06/2015	---	---	---	---	---
41,615,000	1.00	4.30	Actual/Actual	24/02/2040	28	---	24/02	4.30	1	GGB-FXD-240240-28Y-2.000-1.00	---	---	---	10.0000 22/06/2015	---	---	---	---	---
42,227,208	1.00	4.30	Actual/Actual	24/02/2041	29	---	24/02	4.30	1	GGB-FXD-240241-29Y-2.000-1.00	---	---	---	10.0000 22/06/2015	---	---	---	---	---
68,288,487	1.00	4.30	Actual/Actual	24/02/2042	30	---	24/02	4.30	1	GGB-FXD-240242-30Y-2.000-1.00	---	---	---	10.0000 22/06/2015	---	---	---	---	---
4,000,000	1,000.00	3.88	Actual/Actual	12/03/2029	10	---	12/03	3.88	1	GGB-FXD-120329-10Y-3.875-1.000	---	---	---	---	---	---	100.0000	B	15/10/2019
4,500,000	1,000.00	0.00	Actual/Actual	12/02/2026	5	---	12/02	0.00	1	GGB-FXD-120226-05Y-0.000-1.000	---	---	---	---	---	---	---	---	---
3,000,000	1,000.00	3.38	Actual/Actual	15/02/2025	7	---	15/02	3.38	1	GGB-FXD-150225-07Y-3.375-1.000	---	---	---	---	---	---	---	---	---
250,250	1,000.00	2.90	Actual/Actual	20/03/2023	4	---	20/03	2.90	1	GGB-FXD-200323-04Y-2.900-1.000	---	---	---	---	---	---	---	---	---
964,000	1,000.00	3.25	Actual/Actual	20/03/2025	6	---	20/03	3.25	1	GGB-FXD-200325-06Y-3.250-1.000	---	---	---	---	---	---	---	---	---
2,100,000	1,000.00	3.55	Actual/Actual	20/03/2026	7	---	20/03	3.55	1	GGB-FXD-200326-07Y-3.550-1.000	---	---	---	---	---	---	---	---	---
40,000	1,000.00	2.18	FLR Actual/360	16/09/2023	1	---	16/03 - 16/09	---	1	GGB-FLT-160923-01Y-2.178-1.000	---	---	---	---	---	---	---	---	---

Government Bonds Notes

Transactions Volume = (Pieces) * (Nominal Price). Transactions Value = (Pieces) * (Nominal Price) * (price %) + (Accrued interest).

The Value of current coupon for the issues with NV 0.01 euro refers to NV 100 euros

FLR: Floating Interest Rate.

[1] - The Expiration Date of the interest bearing period and the Date for coupon payment.

Government Bonds

Number Listed Bonds	Nominal price	Today's Rate	Accrued Interest Calc	Exp. Date [1]	Duration (years)	Note	Coupons Date	Curr. coupon value	Trading Unit	Government Bonds	Price min	Price max	Closing price	Previous closing price/date	Volume	Transactions Value	Price	Last order Buy / Sell	Date
5,500,000	1,000.00	1.50	Actual/Actual	18/06/2030	10	---	18/06	1.50	1	GGB-FXD-180630-10Y-1.500-1.000	---	---	---	---	---	---	---	---	---
5,364,250	1,000.00	3.25	Actual/Actual	20/03/2050	30	---	20/03	3.25	1	GGB-FXD-200350-30Y-3.250-1.000	---	---	---	---	---	---	---	---	---
3,924,361	1,000.00	2.00	Actual/Actual	22/04/2027	7	---	22/04	2.00	1	GGB-FXD-220427-07Y-2.000-1.000	---	---	---	---	---	---	99.9000	B	22/04/2020
2,500,000	1,000.00	1.88	Actual/Actual	23/07/2026	7	---	23/07	1.88	1	GGB-FXD-230726-07Y-1.875-1.000	---	---	---	---	---	---	---	---	---
3,500,000	1,000.00	4.25	Actual/Actual	15/06/2033	10	---	15/06	4.25	1	GGB-FXD-150633-10Y-4.250-1.000	---	---	---	---	---	---	---	---	---
3,500,000	1,000.00	1.88	Actual/Actual	24/01/2052	30	---	24/01	1.88	1	GGB-FXD-240152-30Y-1.875-1.000	---	---	---	---	---	---	---	---	---
3,700,000	1,000.00	1.75	Actual/Actual	18/06/2032	10	---	18/06	1.75	1	GGB-FXD-180632-10Y-1.750-1.000	---	---	---	---	---	---	---	---	---
2,200,000	1,000.00	1.13	FLR Actual/360	15/12/2027	5	---	- 15/12 - 15/03 -	---	1	GGB-FLT-151227-05Y-1.130-1.000	---	---	---	---	---	---	102.1600	B	30/12/2022

Government Bonds Notes

Transactions Volume = (Pieces) * (Nominal Price). Transactions Value = (Pieces) * (Nominal Price) * (price %) + (Accrued interest).

The Value of current coupon for the issues with NV 0.01 euro refers to NV 100 euros

FLR: Floating Interest Rate.

[1] - The Expiration Date of the interest bearing period and the Date for coupon payment.

Treasury Bills & Zero Coupon Government Bonds

	13-Week Maturity									26-Week Maturity								52-Week Maturity									
Issue Date	Exp. Date	Initial Rate	Num Listed Bonds	Nominal price	Issue price	Last Trade Price	Last Trade Date	Volume Traded	Note	Exp. Date	Initial Rate	Num Listed Bonds	Nominal price	Issue price	Last Trade Price	Last Trade Date	Volume Traded	Note	Exp. Date	Initial Rate	Num Listed Bonds	Nominal price	Issue price	Last Trade Price	Last Trade Date	Volume Traded	Note
11/03/2022	---	---	---	---	---	---	---	---	---	---	---	---	---	---	---	---	---	---	10/03/2023	-0.23	1,000,000	1,000.00	1,002.30	---	---	---	---
10/06/2022	---	---	---	---	---	---	---	---	---	---	---	---	---	---	---	---	---	---	09/06/2023	0.83	1,600,000	1,000.00	991.68	---	---	---	---
09/09/2022	---	---	---	---	---	---	---	---	---	---	---	---	---	---	---	---	---	---	08/09/2023	1.97	1,000,000	1,000.00	980.47	---	---	---	---
09/12/2022	---	---	---	---	---	---	---	---	---	---	---	---	---	---	---	---	---	---	08/12/2023	2.73	600,000	1,000.00	973.10	---	---	---	---

Bonds in Circulation	Currency / Min nominal traded Value	Coupons Payment Date	Current Coupon Value	Note	Coupon	Trading Unit	Issue Date	Duration (years)	Today's Interest	A.I.C in days	Bonds	Last price of previous days		Last Outcry in Cash (euro)			Trades in Pieces	Life min	Life Max
													Price	Buy / Sell	Date				
Corporate Bonds in Foreign Currency and Euro																			
103,746	GBP / 10	01/12	0.25	---	64	1	01/12/1930	98	2.5	360	National Mortgage Bank	2.27	05/02/1996	2.27	S	05/02/1996	---	2.27	2.27
0	GBP / 10	01/12	0.25	---	66	1	01/12/1928	100	2.5	360	National Mortgage Bank	---	---	---	---	---	---	---	---

Government Bonds Notes

A.I.C: Accrued Interest Calculation base.
FLR: Floating Interest Rate.
The minimum tradeable Nominal Value for all Demeterialised Government Titles is 100 Euros.
(μτφρ-0)

Athex & ATHEXClear Members List

Member Name			Stock Market			Derivatives Market		ATHEXClear Member	
Address	Phone	Fax	Market Member	Remote Member	Market Maker	Proprietary	Market Maker	General Clearing	Direct Clearing
A. SARRIS SECURITIES S.A.			a						
6, ΔΡΑΓΑΤΣΑΝΙΟΥ 6 ATHINA	2103367700								
AEONIC SECURITIES C.I.F. P.L.C.			a						
, ΛΑΪΟΥ 6, ΓΡ. 301B, ANNA COURT	35725337600								
ALPHA BANK S.A.								a	
, ΣΤΑΔΙΟΥ 40 ATHINA	2103260000								
ALPHA FINANCE INVESTMENT SERVICES SINGLE MEMBER SA			a		a	a	a		a
5, ΠΑΝΕΠΙΣΤΗΜΙΟΥ 45 ATHINA	2103677400								
ARGUS STOCKBROKERS LTD			a	a		a			
25 , 25 ΛΕΩΦΟΡΟΣ ΔΗΜΟΣΘΕΝΗ ΣΕΒΕΡΗ	0035722717000								
ATLANTIC SECURITIES LTD			a	a					
37, ΠΡΟΔΡΟΜΟΥ 37	0035722445400								
AXON SECURITIES S.A.			a			a			
48, ΣΤΑΔΙΟΥ 48 ATHINA	2103363800								
BETA SECURITIES S.A.			a		a	a			a
29 , ΑΛΕΞΑΝΔΡΑΣ 29 ATHINA	2106478930								
BNP PARIBAS S.A.								a	
, ΛΑΜΨΑΚΟΥ 2 ATHINA	2107468525								
BOFA SECURITIES EUROPE SA			a	a					
, 112 AVENUE KL?BER 75116	+33 153655555								
CAPITAL SECURITIES S.A.			a			a			
58, ΜΗΤΡΟΠΟΛΕΩΣ 58 ATHINA	2103369700								
CITIGROUP GLOBAL MARKETS EUROPE AG			a	a					
16, REUTERWEG 16	+49 691366-0								
CITIGROUP GLOBAL MARKETS LIMITED			a						
1, 33 CANADA SQUARE -CANARY WHARF	+44 02079864000								
CREDIT SUISSE BANK (EUROPE), S.A.			a	a					
, CALLE AYALA 42, 3A PLANTA-B MADRID	+34917916000								
CREDIT SUISSE SECURITIES (EUROPE) LIMITED			a						
1 , ONE CABOT SQUARE LONDON	+44 2078888888								
CYCLOS SECURITIES S.A.			a			a			
39, ΧΑΡΙΛΑΟΥ ΤΡΙΚΟΥΠΗ 6-8-10 ATHINA	2103364300								
DEUTSCHE BANK S.A.				a					
1 , GREAT WINCHESTER STREET LONDON	+44 20 754 54209	00441133361437							
EUROBANK EQUITIES INVESTMENT FIRM SINGLE MEMBER SA			a		a	a	a		a
, ΦΙΛΕΛΛΗΝΩΝ 10 & ΞΕΝΟΦΩΝΤΟΣ 13 ATHINA	2103720425								
EUROBANK S.A.								a	
, ΟΘΩΝΟΣ 8 ATHINA	2103337000								
EUROCORP INVESTMENT SERVICES S.A.			a			a			a
14, ΠΛ.ΦΙΛΙΚΗΣ ΕΤΑΙΡΕΙΑΣ 14 ATHINA	2107263600								
EUOTRUST INVESTMENT FIRM SA			a						
113, ΣΕΒΑΣΤΟΥΠΟΛΕΩΣ 113 ATHINA	2103363100								
EUROXX SECURITIES S.A.			a		a	a	a		a
7, ΠΑΛΑΙΟΛΟΓΟΥ CHALANDRI	(210)-6879400	(210)-6879401							
7, PALEOLOGOU CHALANDRI	+30 2106879400	210-6879401							
G. A. PERVANAS SECURITIES- INVESTMENT SERVICES S.A.			a						
7-9, ΣΟΦΟΚΛΕΟΥΣ 7-9 ATHINA	2103727200								
GLOBAL CAPITAL SECURITIES & FINANCIAL SERVICES LTD			a	a					
50, ΑΡΧΙΕΠΙΣΚΟΠΟΥ ΜΑΚΑΡΙΟΥ Γ50	0035722710710								
HELLENIC AMERICAN SECURITIES S.A.			a		a	a			a
27, ΑΝΔΡΕΑ ΠΑΠΑΝΔΡΕΟΥ 27 MAROUSI	2103311100								
HELLENIC BANK (INVESTMENTS) LTD				a					
, AVE.KYRIAKΟΥ MATSI 31 - PO BOX 24747 NICOSIA	+357 22500100	357 22500110							
HSBC CONTINENTAL EUROPE								a	
109-111, Α.ΜΕΣΟΓΕΙΩΝ 109-111	2106960000								
INDEX SECURITIES S.A.			a						
6, ΔΡΑΓΑΤΣΑΝΙΟΥ 6 ATHINA	2103213920								
J. CHR. MAVRIKIS SECURITIES S.A.			a						
5, ΣΟΦΟΚΛΕΟΥΣ 5 ATHINA	2103216730								
KAPPA SECURITIES S.A.			a			a			
15, ΒΑΛΛΑΡΙΤΟΥ 15 ATHINA	2103678600								
KARAMANOF SECURITIES & INVESTMENT SERVICES S.A.			a						
2, ΠΛ.ΑΓ.ΘΕΟΔΩΡΩΝ 2 ATHINA	2103212947								

Athex & ATHEXClear Members List

Member Name			Stock Market			Derivatives Market		ATHEXClear Member	
Address	Phone	Fax	Market Member	Remote Member	Market Maker	Proprietary	Market Maker	General Clearing	Direct Clearing
LAIKI FINANCIAL SERVICES LTD			a						
26, AVE. VYRONOS NICOSIA	357 22367367	357 22718567							
LEON DEPOLAS SECURITIES S.A.			a		a	a			
1, ΧΡΗΣΤΟΥ ΛΑΔΑ 1 ATHINA	2103213276 -28								
MEGA EQUITY SECURITIES & FINANCIAL SERVICES PUBLIC LTD			a	a		a			
42-44, ΛΕΩΦ.ΓΡΙΒΑ ΔΙΓΕΝΗ 42-44	0035722711711								
MERIT SECURITIES S.A			a		a	a			a
5, ΣΟΦΟΚΛΕΟΥΣ 5 ATHINA	2103671880								
MERRILL LYNCH INTERNATIONAL			a						
2 , 2 KING EDWARD STREET LONDON	+44 20276281000								
N. CHRYSOCHOIDIS SECURITIES S.A.			a			a			a
7-9, ΣΟΦΟΚΛΕΟΥΣ 7-9 ATHINA	2103213913								
NATIONAL BANK OF GREECE S.A.			a			a		a	
86, ΑΙΟΛΟΥ STR. ATHINA	(210)-3341000	(210)-3228187							
68, ΑΚΑΔΙΜΙΑΣ STR. ATHINA	(210)-3328817	(210)-3328678							
NATIONAL SECURITIES SINGLE MEMBER SA			a		a	a	a		
66, ΛΕΩΦΟΡΟΣ ΑΘΗΝΩΝ 128-132 & ΙΦΙΓΕΝΙΑΣ ATHINA	2103328784								
NUNTIUS BROKERAGE AND INVESTMENT SERVICES S.A			a						
6, ΔΡΑΓΑΤΣΑΝΙΟΥ 6 ATHINA	2103350599								
ONE PLUS CAPITAL LIMITED			a	a					
, 75 PRODROMOU AVENUE NICOSIA 1307	35722873760								
OPTIMA BANK S.A.			a		a	a	a	a	
32 , ΑΙΓΙΑΛΕΙΑΣ 32 & ΠΑΡΑΔΕΙΣΟΥ MAROUSI	2108173663								
PANTELAKIS SECURITIES S.A.			a		a	a	a		
57, ΕΘΝΙΚΗΣ ΑΝΤΙΣΤΑΣΕΩΣ 57, ΚΤΙΡΙΟ Β CHALANDRI	2106965000								
PEGASUS SECURITIES S.A			a			a			
17 , ΒΑΛΛΩΡΙΤΟΥ 17 & ΑΜΕΡΙΚΗΣ ATHINA	2103670700								
PIRAEUS BANK S.A.			a			a		a	
, ΑΜΕΡΙΚΗΣ 4 ATHINA	2103335000								
PIRAEUS SECURITIES S. A.			a		a	a	a		a
10, ΣΤΑΔΙΟΥ 10 ATHINA	2103354100								
PROCHOICE SECURITIES LTD			a	a					
57, ΛΕΩΦ.ΣΠΥΡΟΥ ΚΥΠΡΙΑΝΟΥ 57, ΑΚΙΝΗΤΑ Φ	035724661192								
SHARELINK SECURITIES & FINANCIAL SERVICES LTD			a			a			
6 , HOUSE-ΘΕΟΤΟΚΗ 6 ΜΕΓΑΡΟ ΕΛΛΗΝΑ	+357 22554200								
SOCIETE GENERALE S.A.			a	a		a			
, 17 COURS VALMY, CEDEX	+157290504								
SOLIDUS SECURITIES S.A			a			a			a
64, ΛΟΥΙΖΗΣ ΠΙΑΝΚΟΥΡ 64 ATHINA	2106900600								
ST. EM. LAVRENTAKIS SECURITIES S.A.			a			a			
7-9, ΣΟΦΟΚΛΕΟΥΣ 7-9 ATHINA	2103213336								
THE CYPRUS INVESTMENT & & SECURITIES CORPORATION LTD			a	a					
154, ΑΓΙΟΥ ΠΡΟΚΟΠΙΟΥ & ΠΟΣΕΙΔΩΝΟΣ 1	0035722121700								
UBS EUROPE SE			a	a					
, OPERNTURM, BOCKENHEIMER LANDSTRASSE 2-4	496921790								
UBS LIMITED			a						
1 , FINSBURY AVENUE LONDON	+44 2075687135								

List of Stocks under Market Making operations

Securities	Stock Category
Market Maker	Start Market Making
MLS MULTIMEDIA SA (CR)	Suspension Status
PIRAEUS SECURITIES S. A.	01/08/2019
ALPHA ETF FTSE Athex Large Cap	Exchange Traded Funds (ETFs)
ALPHA FINANCE INVESTMENT SERVICES SINGLE MEMBER SA	02/01/1900
NATIONAL SECURITIES SINGLE MEMBER SA	02/01/1900
ADMIE (IPTO) HOLDING S.A. (CR)	Main Market
EUROBANK EQUITIES INVESTMENT FIRM SINGLE MEMBER SA	24/05/2021
HELLENIC AMERICAN SECURITIES S.A.	09/03/2020
PIRAEUS SECURITIES S. A.	29/06/2017
AEGEAN AIRLINES (CR)	Main Market
EUROBANK EQUITIES INVESTMENT FIRM SINGLE MEMBER SA	22/09/2020
ALPHA SERVICES HOLD (CR)	Main Market
ALPHA FINANCE INVESTMENT SERVICES SINGLE MEMBER SA	29/02/2016
EUROBANK EQUITIES INVESTMENT FIRM SINGLE MEMBER SA	22/10/2006
HELLENIC AMERICAN SECURITIES S.A.	25/07/2014
LEON DEPOLAS SECURITIES S.A.	04/01/2016
MERIT SECURITIES S.A	03/09/2012
NATIONAL SECURITIES SINGLE MEMBER SA	02/01/1900
PIRAEUS SECURITIES S. A.	28/05/2009
ALPHA TRUST (CR)	Main Market
EUROBANK EQUITIES INVESTMENT FIRM SINGLE MEMBER SA	06/02/2023
LEON DEPOLAS SECURITIES S.A.	04/01/2021
ANDROMEDA SA (CR)	Main Market
BETA SECURITIES S.A.	15/02/2021
ATTICA BANK S.A. (CR)	Main Market
EUROXX SECURITIES S.A.	22/01/2016
PIRAEUS SECURITIES S. A.	20/09/2017
AUTOHELLAS SA (CR)	Main Market
ALPHA FINANCE INVESTMENT SERVICES SINGLE MEMBER SA	01/07/2019
EUROXX SECURITIES S.A.	02/07/2018
AVAX S.A. (CR)	Main Market
EUROBANK EQUITIES INVESTMENT FIRM SINGLE MEMBER SA	14/12/2015
PIRAEUS SECURITIES S. A.	01/02/2021
AVE (CR)	Main Market
EUROXX SECURITIES S.A.	05/06/2020
BRIQ PROPERTIES (CR)	Main Market
EUROBANK EQUITIES INVESTMENT FIRM SINGLE MEMBER SA	09/09/2019
LEON DEPOLAS SECURITIES S.A.	22/02/2021
CC HBC AG (CR)	Main Market
BETA SECURITIES S.A.	08/03/2021
NATIONAL SECURITIES SINGLE MEMBER SA	02/01/1900
PIRAEUS SECURITIES S. A.	04/05/2015
CENERGY HOLDINGS (CB)	Main Market
ALPHA FINANCE INVESTMENT SERVICES SINGLE MEMBER SA	02/01/2016
EUROBANK EQUITIES INVESTMENT FIRM SINGLE MEMBER SA	02/01/2016
OPTIMA BANK S.A.	14/03/2022
PANTELAKIS SECURITIES S.A.	27/12/2022
CNL CAPITAL (CR)	Main Market
MERIT SECURITIES S.A	01/10/2018
DIMAND (CR)	Main Market
ALPHA FINANCE INVESTMENT SERVICES SINGLE MEMBER SA	08/08/2022
EUROBANK EQUITIES INVESTMENT FIRM SINGLE MEMBER SA	08/08/2022
EKTER SA (CR)	Main Market
BETA SECURITIES S.A.	26/09/2022
EUROBANK EQUITIES INVESTMENT FIRM SINGLE MEMBER SA	16/10/2017
LEON DEPOLAS SECURITIES S.A.	21/05/2018
ELASTRON (CR)	Main Market
LEON DEPOLAS SECURITIES S.A.	20/02/2017
ELLAKTOR (CR)	Main Market
ALPHA FINANCE INVESTMENT SERVICES SINGLE MEMBER SA	18/03/2019
EUROBANK EQUITIES INVESTMENT FIRM SINGLE MEMBER SA	01/06/2012
EUROXX SECURITIES S.A.	24/09/2018
NATIONAL SECURITIES SINGLE MEMBER SA	02/01/1900
PIRAEUS SECURITIES S. A.	22/10/2018
ELTON SA (CR)	Main Market
BETA SECURITIES S.A.	03/09/2012
EUROBANK EQUITIES INVESTMENT FIRM SINGLE MEMBER SA	28/11/2022
OPTIMA BANK S.A.	30/01/2023

List of Stocks under Market Making operations

Securities	Stock Category
Market Maker	Start Market Making
ELVALHALCOR (CR)	Main Market
ALPHA FINANCE INVESTMENT SERVICES SINGLE MEMBER SA	07/05/2018
BETA SECURITIES S.A.	09/01/2023
EUROBANK EQUITIES INVESTMENT FIRM SINGLE MEMBER SA	07/05/2018
ENTERSOFT (CR)	Main Market
EUROBANK EQUITIES INVESTMENT FIRM SINGLE MEMBER SA	22/06/2020
EUROBANK HOLDINGS (CR)	Main Market
ALPHA FINANCE INVESTMENT SERVICES SINGLE MEMBER SA	09/01/2006
EUROBANK EQUITIES INVESTMENT FIRM SINGLE MEMBER SA	01/06/2012
HELLENIC AMERICAN SECURITIES S.A.	25/07/2014
LEON DEPOLAS SECURITIES S.A.	30/11/2018
MERIT SECURITIES S.A.	06/11/2017
NATIONAL SECURITIES SINGLE MEMBER SA	02/01/1900
PIRAEUS SECURITIES S. A.	28/09/2009
EUROCONSULTANTS S.A. (CR)	Main Market
OPTIMA BANK S.A.	01/02/2023
EYDAP S.A. (CR)	Main Market
ALPHA FINANCE INVESTMENT SERVICES SINGLE MEMBER SA	27/01/2020
EUROBANK EQUITIES INVESTMENT FIRM SINGLE MEMBER SA	10/06/2019
FOURLIS (CR)	Main Market
EUROBANK EQUITIES INVESTMENT FIRM SINGLE MEMBER SA	01/12/2016
PIRAEUS SECURITIES S. A.	06/03/2017
GEK TERNA (CR)	Main Market
BETA SECURITIES S.A.	08/03/2021
EUROBANK EQUITIES INVESTMENT FIRM SINGLE MEMBER SA	24/05/2021
PIRAEUS SECURITIES S. A.	29/08/2019
GR. SARANTIS S.A. (CR)	Main Market
BETA SECURITIES S.A.	14/05/2012
EUROBANK EQUITIES INVESTMENT FIRM SINGLE MEMBER SA	24/10/2016
HELLENIC EXCHANGES-A.S.E. (CR)	Main Market
HELLENIC AMERICAN SECURITIES S.A.	01/09/2014
NATIONAL SECURITIES SINGLE MEMBER SA	02/01/1900
PIRAEUS SECURITIES S. A.	04/05/2015
HELLENIQ ENERGY (CR)	Main Market
HELLENIC AMERICAN SECURITIES S.A.	14/09/2015
PIRAEUS SECURITIES S. A.	20/03/2017
IDEAL HOLDINGS (CR)	Main Market
EUROBANK EQUITIES INVESTMENT FIRM SINGLE MEMBER SA	07/06/2021
PIRAEUS SECURITIES S. A.	07/06/2021
INFORM P. LYKOS (CR)	Main Market
BETA SECURITIES S.A.	31/01/2022
INTERCONTINENTAL (CR)	Main Market
LEON DEPOLAS SECURITIES S.A.	03/06/2019
INTERLIFE G.C.I.(CR)	Main Market
BETA SECURITIES S.A.	24/10/2022
INTERWOOD-XYLEMPORIA (CR)	Main Market
EUROBANK EQUITIES INVESTMENT FIRM SINGLE MEMBER SA	05/07/2021
PANTELAKIS SECURITIES S.A.	01/07/2021
INTRAKAT (CR)	Main Market
PANTELAKIS SECURITIES S.A.	10/10/2022
JUMBO SA (CR)	Main Market
BETA SECURITIES S.A.	01/02/2021
EUROBANK EQUITIES INVESTMENT FIRM SINGLE MEMBER SA	25/05/2020
MERIT SECURITIES S.A.	06/11/2017
PIRAEUS SECURITIES S. A.	06/03/2017
KLOUKINAS - LAPPAS SA (CR)	Main Market
OPTIMA BANK S.A.	02/01/2023
KRI-KRI S.A. (CR)	Main Market
EUROBANK EQUITIES INVESTMENT FIRM SINGLE MEMBER SA	07/05/2018
LEON DEPOLAS SECURITIES S.A.	16/01/2017
LAMDA DEVELOPMENT SA (CR)	Main Market
EUROBANK EQUITIES INVESTMENT FIRM SINGLE MEMBER SA	08/12/2014
PANTELAKIS SECURITIES S.A.	06/11/2017
PIRAEUS SECURITIES S. A.	29/06/2017
LAMPSA HOTEL SA (CR)	Main Market
LEON DEPOLAS SECURITIES S.A.	16/01/2017
MARFIN INVESTMENT GROUP (CR)	Main Market
EUROBANK EQUITIES INVESTMENT FIRM SINGLE MEMBER SA	23/03/2015
PIRAEUS SECURITIES S. A.	02/02/2009

List of Stocks under Market Making operations

Securities	Stock Category
Market Maker	Start Market Making
MOTOR OIL (CR)	Main Market
BETA SECURITIES S.A.	08/03/2021
EUROBANK EQUITIES INVESTMENT FIRM SINGLE MEMBER SA	22/10/2006
LEON DEPOLAS SECURITIES S.A.	01/04/2019
MERIT SECURITIES S.A.	25/02/2019
NATIONAL SECURITIES SINGLE MEMBER SA	02/01/1900
PIRAEUS SECURITIES S. A.	04/05/2015
MPLE KEDROS (CR)	Main Market
MERIT SECURITIES S.A.	30/09/2022
MYTILINEOS (CR)	Main Market
ALPHA FINANCE INVESTMENT SERVICES SINGLE MEMBER SA	15/04/2019
BETA SECURITIES S.A.	11/04/2022
EUROBANK EQUITIES INVESTMENT FIRM SINGLE MEMBER SA	20/09/2017
MERIT SECURITIES S.A.	25/02/2019
NATIONAL SECURITIES SINGLE MEMBER SA	02/01/1900
PIRAEUS SECURITIES S. A.	04/05/2015
NATIONAL BANK (CR)	Main Market
ALPHA FINANCE INVESTMENT SERVICES SINGLE MEMBER SA	09/01/2006
EUROBANK EQUITIES INVESTMENT FIRM SINGLE MEMBER SA	22/10/2006
HELLENIC AMERICAN SECURITIES S.A.	25/07/2014
LEON DEPOLAS SECURITIES S.A.	20/05/2015
MERIT SECURITIES S.A.	03/09/2012
NATIONAL SECURITIES SINGLE MEMBER SA	02/01/1900
PIRAEUS SECURITIES S. A.	08/09/2008
OPAP (CR)	Main Market
ALPHA FINANCE INVESTMENT SERVICES SINGLE MEMBER SA	09/01/2006
BETA SECURITIES S.A.	11/04/2022
EUROBANK EQUITIES INVESTMENT FIRM SINGLE MEMBER SA	22/10/2006
HELLENIC AMERICAN SECURITIES S.A.	25/07/2014
MERIT SECURITIES S.A.	20/03/2017
NATIONAL SECURITIES SINGLE MEMBER SA	02/01/1900
PIRAEUS SECURITIES S. A.	04/05/2015
OTE (CR)	Main Market
ALPHA FINANCE INVESTMENT SERVICES SINGLE MEMBER SA	09/01/2006
BETA SECURITIES S.A.	11/04/2022
EUROBANK EQUITIES INVESTMENT FIRM SINGLE MEMBER SA	22/10/2006
HELLENIC AMERICAN SECURITIES S.A.	25/07/2014
LEON DEPOLAS SECURITIES S.A.	20/04/2015
MERIT SECURITIES S.A.	20/03/2017
NATIONAL SECURITIES SINGLE MEMBER SA	02/01/1900
PIRAEUS SECURITIES S. A.	08/09/2008
P.P.A. S.A. (CR)	Main Market
EUROBANK EQUITIES INVESTMENT FIRM SINGLE MEMBER SA	06/02/2019
PAPOUTSANIS (CR)	Main Market
BETA SECURITIES S.A.	25/11/2013
PETROPOULOS PETROS (CR)	Main Market
EUROBANK EQUITIES INVESTMENT FIRM SINGLE MEMBER SA	01/04/2019
PANTELAKIS SECURITIES S.A.	16/03/2020
PIRAEUS FINANCIAL HOLD (CR)	Main Market
ALPHA FINANCE INVESTMENT SERVICES SINGLE MEMBER SA	15/04/2019
EUROBANK EQUITIES INVESTMENT FIRM SINGLE MEMBER SA	22/10/2006
EUROXX SECURITIES S.A.	15/02/2016
HELLENIC AMERICAN SECURITIES S.A.	25/07/2014
LEON DEPOLAS SECURITIES S.A.	30/11/2018
MERIT SECURITIES S.A.	16/09/2013
NATIONAL SECURITIES SINGLE MEMBER SA	02/01/1900
PIRAEUS SECURITIES S. A.	16/02/2009
PPC (CR)	Main Market
ALPHA FINANCE INVESTMENT SERVICES SINGLE MEMBER SA	09/01/2006
BETA SECURITIES S.A.	01/02/2021
EUROBANK EQUITIES INVESTMENT FIRM SINGLE MEMBER SA	22/10/2006
HELLENIC AMERICAN SECURITIES S.A.	01/09/2014
MERIT SECURITIES S.A.	06/11/2017
NATIONAL SECURITIES SINGLE MEMBER SA	02/01/1900
PIRAEUS SECURITIES S. A.	28/09/2009
PREMIA (CR)	Main Market
BETA SECURITIES S.A.	01/06/2021
LEON DEPOLAS SECURITIES S.A.	05/12/2022
PANTELAKIS SECURITIES S.A.	23/12/2021

List of Stocks under Market Making operations

Securities	Stock Category
Market Maker	Start Market Making
PROFILE SA (CR)	Main Market
PANTELAKIS SECURITIES S.A.	01/07/2019
QUALITY & RELIABILITY SA (CR)	Main Market
OPTIMA BANK S.A.	03/01/2023
QUEST HOLDINGS (CR)	Main Market
BETA SECURITIES S.A.	26/03/2018
EUROBANK EQUITIES INVESTMENT FIRM SINGLE MEMBER SA	28/01/2019
SIDMA STEEL (CR)	Main Market
LEON DEPOLAS SECURITIES S.A.	06/06/2022
SPACE HELLAS SA (CR)	Main Market
MERIT SECURITIES S.A.	09/12/2022
TECHNICAL OLYMPIC SA (CR)	Main Market
BETA SECURITIES S.A.	04/04/2022
TERNA ENERGY (CR)	Main Market
EUROBANK EQUITIES INVESTMENT FIRM SINGLE MEMBER SA	24/05/2021
PIRAEUS SECURITIES S. A.	09/12/2019
THRACE PLASTICS SA (CR)	Main Market
ALPHA FINANCE INVESTMENT SERVICES SINGLE MEMBER SA	26/03/2018
EUROBANK EQUITIES INVESTMENT FIRM SINGLE MEMBER SA	26/03/2018
TITAN CEMENT (CB)	Main Market
BETA SECURITIES S.A.	01/02/2021
EUROBANK EQUITIES INVESTMENT FIRM SINGLE MEMBER SA	06/11/2019
PIRAEUS SECURITIES S. A.	18/01/2021
TZIRAKIAN PROFIL (CR)	Main Market
LEON DEPOLAS SECURITIES S.A.	19/07/2021
UNIBIOS (CR)	Main Market
LEON DEPOLAS SECURITIES S.A.	01/02/2021
VIOHALCO SA/NV (CB)	Main Market
ALPHA FINANCE INVESTMENT SERVICES SINGLE MEMBER SA	11/03/2008
EUROBANK EQUITIES INVESTMENT FIRM SINGLE MEMBER SA	04/03/2014
MERIT SECURITIES S.A.	17/03/2014

Underlying Asset				Derivatives Market													
Price max	Price min	Closing price	change	Delivery Month	Open price	Price max	Price min	Last price	Closing price	Last Bid	Last Ask	Fixing price*	Life high	Life low	Trades	Volume	Open Interest
FTSE/Athex Large Cap				(Trade Unit: 1 Index Point x 2€, Cash Settlement)													
2,679.00	2,609.64	2,664.19	2.09%	February 2023	2,624.00	2,678.00	2,618.50	2,670.00	2,670.00	---	---	---	2,678.00	---	275	1,855	5,657
				March 2023	2,623.00	2,676.25	2,620.50	2,667.00	2,667.00	---	---	---	2,676.25	---	143	1,179	658
				April 2023	2,627.50	2,658.00	2,627.50	2,652.00	2,652.00	---	---	---	2,658.00	---	3	22	---
				June 2023	---	---	---	---	2,628.00	---	---	---	---	---	---	---	---
				September 2023	---	---	---	---	2,641.00	---	---	---	---	---	---	---	---
				December 2023	---	---	---	---	2,654.25	---	---	---	---	---	---	---	---
FTSE/Athex Banks				(Trade Unit: 1 Index Point x 15€, Cash Settlement)													
875.86	839.23	863.06	2.84%	March 2023	842.00	865.75	841.50	865.50	865.50	---	---	---	865.75	---	8	98	443
				June 2023	---	---	---	---	845.00	---	---	---	---	---	---	---	---
				September 2023	---	---	---	---	849.25	---	---	---	---	---	---	---	---
				December 2023	---	---	---	---	853.50	---	---	---	---	---	---	---	---

Underlying Asset				Derivatives Market													
Price max	Price min	Closing price	change	Delivery Month	Open price	Price max	Price min	Last price	Closing price	Last Bid	Last Ask	Fixing price*	Life high	Life low	Trades	Volume	Open Interest
ADMIE (IPTO) HOLDING S.A. (CR)				(Contract Size: 100 Securities, Physical Delivery)													
1.996	1.954	1.982	1.43%	March 2023	1.97	2.00	1.97	2.00	2.00	---	---	---	2.03	---	60	655	12,412
				June 2023	---	---	---	---	1.97	---	---	---	---	---	---	---	---
				September 2023	---	---	---	---	1.98	---	---	---	---	---	---	---	---
				December 2023	---	---	---	---	1.99	---	---	---	---	---	---	---	---
AEGEAN AIRLINES (CR)				(Contract Size: 100 Securities, Physical Delivery)													
7.64	7	7.6	7.04%	March 2023	7.25	7.57	7.24	7.57	7.57	---	---	---	7.57	6.88	12	34	26
				June 2023	---	---	---	---	7.15	---	---	---	---	---	---	---	---
				September 2023	---	---	---	---	7.19	---	---	---	---	---	---	---	---
				December 2023	---	---	---	---	7.22	---	---	---	---	---	---	---	---
ALPHA SERVICES HOLD (CR)				(Contract Size: 100 Securities, Physical Delivery)													
1.3485	1.285	1.3485	4.94%	March 2023	1.28	1.36	1.28	1.36	1.36	---	---	---	1.36	---	423	13,357	153,991
				June 2023	1.33	1.33	1.33	1.33	1.33	---	---	---	1.33	---	2	2	627
				September 2023	---	---	---	---	1.30	---	---	---	---	---	---	---	---
				December 2023	---	---	---	---	1.31	---	---	---	---	---	---	---	---
AUTOHELLAS SA (CR)				(Contract Size: 100 Securities, Physical Delivery)													
11.04	10.74	10.98	1.67%	March 2023	10.97	10.97	10.97	10.97	10.97	---	---	---	11.01	---	1	5	73
				June 2023	---	---	---	---	10.88	---	---	---	---	---	---	---	---
				September 2023	---	---	---	---	10.93	---	---	---	---	---	---	---	---
				December 2023	---	---	---	---	10.98	---	---	---	---	---	---	---	---
AVAX S.A. (CR)				(Contract Size: 100 Securities, Physical Delivery)													
0.968	0.949	0.964	2.34%	March 2023	0.972	0.977	0.960	0.960	0.960	---	---	---	0.977	0.940	10	50	100
				June 2023	---	---	---	---	0.949	---	---	---	---	---	---	---	---
				September 2023	---	---	---	---	0.953	---	---	---	---	---	---	---	---
				December 2023	---	---	---	---	0.958	---	---	---	---	---	---	---	---
CC HBC AG (CR)				(Contract Size: 100 Securities, Physical Delivery)													
22.54	21.94	22.54	2.50%	March 2023	22.27	22.68	22.02	22.68	22.68	---	---	---	23.30	---	224	1,271	1,846
				June 2023	---	---	---	---	22.14	---	---	---	---	---	---	---	---
				September 2023	---	---	---	---	22.26	---	---	---	---	---	---	---	---
				December 2023	---	---	---	---	22.37	---	---	---	---	---	---	---	---
CENERGY HOLDINGS (CB)				(Contract Size: 100 Securities, Physical Delivery)													
3.86	3.775	3.82	0.53%	March 2023	3.81	3.87	3.81	3.84	3.84	---	---	---	3.87	---	21	117	6,030
				June 2023	---	---	---	---	3.85	---	---	---	3.70	---	---	---	30
				September 2023	---	---	---	---	3.85	---	---	---	---	---	---	---	---
				December 2023	---	---	---	---	3.87	---	---	---	---	---	---	---	---

Derivatives notes

Fixing prices and final open positions can be retrieved from the following path <http://www.helex.gr/el/web/guest/statistics-end-of-day-derivatives>

Underlying Asset				Derivatives Market													
Price max	Price min	Closing price	change	Delivery Month	Open price	Price max	Price min	Last price	Closing price	Last Bid	Last Ask	Fixing price*	Life high	Life low	Trades	Volume	Open Interest
ELLAKTOR (CR)				(Contract Size: 100 Securities, Physical Delivery)													
2.235	2.135	2.15	0.00%	March 2023	2.20	2.20	2.13	2.14	2.14	---	---	---	2.44	---	28	107	1,451
				June 2023	---	---	---	---	2.17	---	---	---	---	---	---	---	---
				September 2023	---	---	---	---	2.18	---	---	---	---	---	---	---	---
				December 2023	---	---	---	---	2.19	---	---	---	---	---	---	---	---
ELVALHALCOR (CR)				(Contract Size: 100 Securities, Physical Delivery)													
1.81	1.75	1.804	3.09%	March 2023	1.81	1.83	1.80	1.81	1.81	---	---	---	1.83	1.75	11	27	539
				June 2023	---	---	---	---	1.76	---	---	---	---	---	---	---	---
				September 2023	---	---	---	---	1.77	---	---	---	---	---	---	---	---
				December 2023	---	---	---	---	1.78	---	---	---	---	---	---	---	---
EUROBANK HOLDINGS (CR)				(Contract Size: 100 Securities, Physical Delivery)													
1.43	1.3565	1.384	1.24%	March 2023	1.36	1.42	1.36	1.38	1.38	---	---	---	1.42	---	111	5,235	12,897
				June 2023	---	---	---	---	1.38	---	---	---	---	---	---	---	---
				September 2023	---	---	---	---	1.38	---	---	---	---	---	---	---	---
				December 2023	---	---	---	---	1.39	---	---	---	---	---	---	---	---
EYDAP S.A. (CR)				(Contract Size: 100 Securities, Physical Delivery)													
7.33	7.13	7.29	0.97%	March 2023	7.22	7.22	7.22	7.22	7.22	---	---	---	7.31	---	1	5	532
				June 2023	---	---	---	---	7.27	---	---	---	---	---	---	---	---
				September 2023	---	---	---	---	7.31	---	---	---	---	---	---	---	---
				December 2023	---	---	---	---	7.34	---	---	---	---	---	---	---	---
FOURLIS (CR)				(Contract Size: 100 Securities, Physical Delivery)													
3.845	3.74	3.77	1.62%	March 2023	3.76	3.84	3.76	3.76	3.76	---	---	---	3.84	---	17	48	1,238
				June 2023	---	---	---	---	3.74	---	---	---	---	---	---	---	---
				September 2023	---	---	---	---	3.75	---	---	---	---	---	---	---	---
				December 2023	---	---	---	---	3.77	---	---	---	---	---	---	---	---
GEK TERNA (CR)				(Contract Size: 100 Securities, Physical Delivery)													
11.98	11.72	11.9	2.41%	March 2023	11.80	11.92	11.80	11.90	11.90	---	---	---	12.65	---	31	118	8,507
				June 2023	11.75	12.04	11.75	11.91	11.91	---	---	---	12.30	---	5	41	50
				September 2023	---	---	---	---	11.76	---	---	---	---	---	---	---	---
				December 2023	---	---	---	---	11.82	---	---	---	---	---	---	---	---
HELLENIC EXCHANGES-A.S.E. (CR)				(Contract Size: 100 Securities, Physical Delivery)													
4.23	4	4.23	6.55%	March 2023	4.03	4.25	4.03	4.25	4.25	---	---	---	4.25	---	149	825	6,562
				June 2023	---	---	---	---	4.00	---	---	---	---	---	---	---	---
				September 2023	---	---	---	---	4.02	---	---	---	---	---	---	---	---
				December 2023	---	---	---	---	4.04	---	---	---	---	---	---	---	---

Derivatives notes

Fixing prices and final open positions can be retrieved from the following path <http://www.helex.gr/el/web/guest/statistics-end-of-day-derivatives>

Underlying Asset				Derivatives Market													
Price max	Price min	Closing price	change	Delivery Month	Open price	Price max	Price min	Last price	Closing price	Last Bid	Last Ask	Fixing price*	Life high	Life low	Trades	Volume	Open Interest
HELLENIQ ENERGY (CR)				(Contract Size: 100 Securities, Physical Delivery)													
8.1	7.66	8.1	4.79%	March 2023	7.89	8.10	7.89	8.08	8.08	---	---	---	8.10	---	82	308	1,958
				June 2023	---	---	---	---	7.78	---	---	---	---	---	---	---	---
				September 2023	---	---	---	---	7.82	---	---	---	---	---	---	---	---
				December 2023	---	---	---	---	7.86	---	---	---	---	---	---	---	---
INTRACOM HOLDINGS (CR)				(Contract Size: 100 Securities, Physical Delivery)													
2.09	2	2.08	2.72%	March 2023	2.05	2.08	2.04	2.07	2.07	---	---	---	2.11	---	55	252	4,337
				June 2023	---	---	---	---	2.04	---	---	---	---	---	---	---	---
				September 2023	---	---	---	---	2.05	---	---	---	---	---	---	---	---
				December 2023	---	---	---	---	2.06	---	---	---	---	---	---	---	---
INTRAKAT (CR)				(Contract Size: 100 Securities, Physical Delivery)													
1.78	1.724	1.78	2.30%	March 2023	1.74	1.80	1.74	1.80	1.80	---	---	---	1.80	1.68	160	704	4,241
				June 2023	---	---	---	---	1.75	---	---	---	---	---	---	---	---
				September 2023	---	---	---	---	1.76	---	---	---	---	---	---	---	---
				December 2023	---	---	---	---	1.77	---	---	---	---	---	---	---	---
JUMBO SA (CR)				(Contract Size: 100 Securities, Physical Delivery)													
19.36	18.83	18.9	0.91%	March 2023	19.00	19.34	18.88	18.88	18.88	---	---	---	19.40	---	20	53	500
				June 2023	---	---	---	---	18.86	---	---	---	---	---	---	---	---
				September 2023	---	---	---	---	18.96	---	---	---	---	---	---	---	---
				December 2023	---	---	---	---	19.05	---	---	---	---	---	---	---	---
LAMDA DEVELOPMENT SA (CR)				(Contract Size: 100 Securities, Physical Delivery)													
6.5	6.1	6.5	4.67%	March 2023	6.21	6.54	6.15	6.54	6.54	---	---	---	6.54	---	338	671	5,383
				June 2023	---	---	---	---	6.30	---	---	---	6.44	---	---	---	661
				September 2023	---	---	---	---	6.28	---	---	---	---	---	---	---	---
				December 2023	---	---	---	---	6.32	---	---	---	---	---	---	---	---
MARFIN INVESTMENT GROUP (CR)				(Contract Size: 100 Securities, Physical Delivery)													
0.1684	0.167	0.167	0.12%	March 2023	0.164	0.166	0.164	0.165	0.165	---	---	---	0.171	---	20	912	4,469
				June 2023	---	---	---	---	0.168	---	---	---	---	---	---	---	---
				September 2023	---	---	---	---	0.169	---	---	---	---	---	---	---	---
				December 2023	---	---	---	---	0.170	---	---	---	---	---	---	---	---
MOTOR OIL (CR)				(Contract Size: 100 Securities, Physical Delivery)													
25.18	24.28	25.18	4.74%	March 2023	24.45	25.14	24.40	25.13	25.13	---	---	---	25.14	---	71	190	1,369
				June 2023	24.60	24.60	24.60	24.60	24.60	---	---	---	24.60	---	1	2	20
				September 2023	---	---	---	---	24.33	---	---	---	---	---	---	---	---
				December 2023	---	---	---	---	24.45	---	---	---	---	---	---	---	---

Derivatives notes

Fixing prices and final open positions can be retrieved from the following path <http://www.helex.gr/el/web/guest/statistics-end-of-day-derivatives>

Underlying Asset				Derivatives Market													
Price max	Price min	Closing price	change	Delivery Month	Open price	Price max	Price min	Last price	Closing price	Last Bid	Last Ask	Fixing price*	Life high	Life low	Trades	Volume	Open Interest
MYTILINEOS (CR)				(Contract Size: 100 Securities, Physical Delivery)													
24.84	24.48	24.6	0.41%	March 2023	24.64	24.85	24.54	24.60	24.60	---	---	---	24.94	---	147	656	1,791
				June 2023	---	---	---	---	24.67	---	---	---	---	---	---	---	---
				September 2023	---	---	---	---	24.80	---	---	---	---	---	---	---	---
				December 2023	---	---	---	---	24.92	---	---	---	---	---	---	---	---
NATIONAL BANK (CR)				(Contract Size: 100 Securities, Physical Delivery)													
4.97	4.79	4.91	1.91%	March 2023	4.83	4.96	4.76	4.92	4.92	---	---	---	4.96	---	175	2,314	10,670
				June 2023	4.87	4.87	4.87	4.87	4.87	---	---	---	4.89	---	1	4	8
				September 2023	---	---	---	---	4.88	---	---	---	---	---	---	---	---
				December 2023	---	---	---	---	4.90	---	---	---	---	---	---	---	---
OPAP (CR)				(Contract Size: 100 Securities, Physical Delivery)													
15.3	15.01	15.18	0.00%	March 2023	15.22	15.33	14.99	15.25	15.25	---	---	---	15.33	---	45	314	2,180
				June 2023	---	---	---	---	15.29	---	---	---	---	---	---	---	---
				September 2023	---	---	---	---	15.36	---	---	---	---	---	---	---	---
				December 2023	---	---	---	---	15.44	---	---	---	---	---	---	---	---
OTE (CR)				(Contract Size: 100 Securities, Physical Delivery)													
15.55	15.19	15.33	1.12%	March 2023	15.30	15.60	15.27	15.40	15.40	---	---	---	15.77	---	244	991	12,362
				June 2023	---	---	---	---	15.27	---	---	---	---	---	---	---	---
				September 2023	---	---	---	---	15.34	---	---	---	---	---	---	---	---
				December 2023	---	---	---	---	15.42	---	---	---	---	---	---	---	---
P.P.A. S.A. (CR)				(Contract Size: 100 Securities, Physical Delivery)													
18.26	18.02	18.08	0.11%	March 2023	---	---	---	---	18.25	---	---	---	18.10	---	---	---	448
				June 2023	---	---	---	---	18.19	---	---	---	---	---	---	---	---
				September 2023	---	---	---	---	18.28	---	---	---	---	---	---	---	---
				December 2023	---	---	---	---	18.37	---	---	---	---	---	---	---	---
PIRAEUS FINANCIAL HOLD (CR)				(Contract Size: 100 Securities, Physical Delivery)													
2.221	2.067	2.18	4.41%	March 2023	2.08	2.23	2.08	2.19	2.19	---	---	---	2.23	---	417	14,676	43,836
				June 2023	2.16	2.21	2.16	2.21	2.21	---	---	---	2.21	---	3	8	26
				September 2023	---	---	---	---	2.11	---	---	---	---	---	---	---	---
				December 2023	---	---	---	---	2.12	---	---	---	---	---	---	---	---
PPC (CR)				(Contract Size: 100 Securities, Physical Delivery)													
8.09	7.76	7.98	3.10%	March 2023	7.81	8.10	7.81	8.03	8.03	---	---	---	8.10	---	340	2,229	30,192
				June 2023	---	---	---	---	7.79	---	---	---	---	---	---	---	---
				September 2023	---	---	---	---	7.83	---	---	---	---	---	---	---	---
				December 2023	---	---	---	---	7.87	---	---	---	---	---	---	---	---

Derivatives notes

Fixing prices and final open positions can be retrieved from the following path <http://www.helex.gr/el/web/guest/statistics-end-of-day-derivatives>

Underlying Asset				Derivatives Market													
Price max	Price min	Closing price	change	Delivery Month	Open price	Price max	Price min	Last price	Closing price	Last Bid	Last Ask	Fixing price*	Life high	Life low	Trades	Volume	Open Interest
QUEST HOLDINGS (CR)				(Contract Size: 100 Securities, Physical Delivery)													
5.25	5.15	5.25	3.55%	March 2023	5.22	5.22	5.22	5.22	5.22	---	---	---	5.22	5.07	1	5	59
				June 2023	---	---	---	---	5.11	---	---	---	---	---	---	---	---
				September 2023	---	---	---	---	5.13	---	---	---	---	---	---	---	---
				December 2023	---	---	---	---	5.16	---	---	---	---	---	---	---	---
TERNA ENERGY (CR)				(Contract Size: 100 Securities, Physical Delivery)													
19.34	18.91	19.02	0.58%	March 2023	18.94	19.42	18.89	19.04	19.04	---	---	---	21.10	---	63	149	8,358
				June 2023	---	---	---	---	19.04	---	---	---	---	---	---	---	---
				September 2023	---	---	---	---	19.14	---	---	---	---	---	---	---	---
				December 2023	---	---	---	---	19.23	---	---	---	---	---	---	---	---
TITAN CEMENT (CB)				(Contract Size: 100 Securities, Physical Delivery)													
14.82	14.6	14.76	1.10%	March 2023	14.70	14.81	14.65	14.80	14.80	---	---	---	14.92	---	43	118	936
				June 2023	---	---	---	---	14.70	---	---	---	---	---	---	---	---
				September 2023	---	---	---	---	14.78	---	---	---	---	---	---	---	---
				December 2023	---	---	---	---	14.85	---	---	---	---	---	---	---	---
VIOHALCO SA/NV (CB)				(Contract Size: 100 Securities, Physical Delivery)													
4.715	4.59	4.68	1.52%	March 2023	4.64	4.73	4.64	4.73	4.73	---	---	---	4.80	---	18	44	5,225
				June 2023	---	---	---	---	4.68	---	---	---	4.48	---	---	---	40
				September 2023	---	---	---	---	4.67	---	---	---	---	---	---	---	---
				December 2023	---	---	---	---	4.69	---	---	---	---	---	---	---	---

Derivatives notes

Fixing prices and final open positions can be retrieved from the following path <http://www.helex.gr/el/web/guest/statistics-end-of-day-derivatives>

FTSE/Athex Large Cap

(Trade Unit: 1 Index Point x 2€ - Exercise Style: European, Cash Settlement)

Call Options															Put Options																					
February 2023								March 2023								Other Months		February 2023								March 2023								Other Months		
Exerise Price	Open price	Price max	Price min	Last price	Closing price	Volume	Open Interest	Open price	Price max	Price min	Last price	Closing price	Volume	Open Interest	Volume	Open Interest	Open price	Price max	Price min	Last price	Closing price	Volume	Open Interest	Open price	Price max	Price min	Last price	Closing price	Volume	Open Interest	Volume	Open Interest	Exerise Price			
1,725	-	-	-	-	-	-	-	0.00	0.00	0.00	-	875.00	-	-			-	-	-	-	-	-	-	0.00	0.00	0.00	-	0.02	-	-			1,725			
1,750	-	-	-	-	-	-	-	0.00	0.00	0.00	-	850.00	-	-			-	-	-	-	-	-	-	0.00	0.00	0.00	-	0.01	-	-			1,750			
1,775	-	-	-	-	-	-	-	0.00	0.00	0.00	-	825.00	-	-			-	-	-	-	-	-	-	0.00	0.00	0.00	-	0.02	-	-			1,775			
1,800	-	-	-	-	-	-	-	0.00	0.00	0.00	-	800.00	-	-			-	-	-	-	-	-	-	0.00	0.00	0.00	-	0.03	-	-			1,800			
1,825	-	-	-	-	-	-	-	0.00	0.00	0.00	-	775.00	-	-			-	-	-	-	-	-	-	0.00	0.00	0.00	-	0.01	-	-			1,825			
1,850	-	-	-	-	-	-	-	0.00	0.00	0.00	-	750.00	-	-			-	-	-	-	-	-	-	0.00	0.00	0.00	-	0.01	-	-			1,850			
1,875	-	-	-	-	-	-	-	0.00	0.00	0.00	-	725.00	-	-			-	-	-	-	-	-	-	0.00	0.00	0.00	-	0.01	-	-			1,875			
1,900	-	-	-	-	-	-	-	0.00	0.00	0.00	-	700.00	-	-			-	-	-	-	-	-	-	0.00	0.00	0.00	-	0.01	-	-			1,900			
1,925	-	-	-	-	-	-	-	0.00	0.00	0.00	-	675.00	-	-			-	-	-	-	-	-	-	0.00	0.00	0.00	-	0.01	-	-			1,925			
1,950	0.00	0.00	0.00	-	648.00	-	-	0.00	0.00	0.00	-	650.00	-	-			0.00	0.00	0.00	-	0.01	-	-	0.00	0.00	0.00	-	0.01	-	-			1,950			
1,975	0.00	0.00	0.00	-	624.00	-	-	0.00	0.00	0.00	-	625.00	-	-			0.00	0.00	0.00	-	0.03	-	-	0.00	0.00	0.00	-	0.01	-	-			1,975			
2,000	0.00	0.00	0.00	-	599.00	-	-	0.00	0.00	0.00	-	600.00	-	-			0.00	0.00	0.00	-	0.01	-	-	0.00	0.00	0.00	-	0.01	-	-			2,000			
2,050	0.00	0.00	0.00	-	549.00	-	-	0.00	0.00	0.00	-	550.00	-	-			0.00	0.00	0.00	-	0.01	-	-	0.00	0.00	0.00	-	0.02	-	-			2,050			
2,100	0.00	0.00	0.00	-	499.00	-	-	0.00	0.00	0.00	-	501.00	-	-			0.00	0.00	0.00	-	0.02	-	-	0.00	0.00	0.00	-	0.01	-	-			2,100			
2,150	0.00	0.00	0.00	-	449.00	-	20	0.00	0.00	0.00	-	451.00	-	-			0.00	0.00	0.00	-	0.01	-	52	0.00	0.00	0.00	-	0.04	-	-			2,150			
2,200	0.00	0.00	0.00	-	399.00	-	20	0.00	0.00	0.00	-	401.00	-	-			0.00	0.00	0.00	-	0.01	-	76	0.00	0.00	0.00	-	0.14	-	-			2,200			
2,250	0.00	0.00	0.00	-	349.00	-	20	0.00	0.00	0.00	-	351.00	-	-			0.00	0.00	0.00	-	0.01	-	96	0.00	0.00	0.00	-	0.44	-	-			2,250			
2,300	0.00	0.00	0.00	-	299.00	-	41	0.00	0.00	0.00	-	302.00	-	20			0.00	0.00	0.00	-	0.01	-	174	0.00	0.00	0.00	-	1.20	-	-			2,300			
2,350	0.00	0.00	0.00	-	249.00	-	2	0.00	0.00	0.00	-	254.00	-	40			0.00	0.00	0.00	-	0.01	-	183	0.00	0.00	0.00	-	3.00	-	81			2,350			
2,400	270.00	270.00	270.00	270.00	270.00	1	22	0.00	0.00	0.00	-	208.00	-	20			0.00	270.00	0.00	-	0.04	-	95	0.00	0.00	0.00	-	6.70	-	43			2,400			
2,450	225.00	225.00	225.00	225.00	225.00	1	259	0.00	0.00	0.00	-	165.00	-	-			0.00	225.00	0.00	-	0.38	-	51	12.00	12.00	11.00	11.00	11.00	10	83			2,450			
2,500	0.00	0.00	0.00	-	101.00	-	51	0.00	0.00	0.00	-	125.00	-	-			0.00	0.00	0.00	-	2.50	-	90	0.00	0.00	0.00	-	24.25	-	58			2,500			
2,550	112.00	112.00	112.00	112.00	112.00	20	25	0.00	0.00	0.00	-	92.00	-	23			0.00	112.00	0.00	-	10.25	-	55	30.75	30.75	30.75	30.75	30.75	20	4			2,550			
2,600	0.00	0.00	0.00	-	27.75	-	23	0.00	0.00	0.00	-	64.00	-	3			0.00	0.00	0.00	-	29.00	-	27	35.00	37.00	35.00	37.00	37.00	2	21			2,600			
2,650	15.00	23.00	15.00	23.00	23.00	23	1	0.00	0.00	0.00	-	42.75	-	16			0.00	23.00	0.00	-	61.00	-	-	49.00	53.50	49.00	53.50	53.50	11	-			2,650			
2,700	0.00	0.00	0.00	-	2.70	-	-	0.00	0.00	0.00	-	27.00	-	38			0.00	0.00	0.00	-	104.00	-	20	109.00	109.00	109.00	109.00	109.00	20	-			2,700			
2,750	0.00	0.00	0.00	-	0.52	-	-	0.00	0.00	0.00	-	16.25	-	15			0.00	0.00	0.00	-	152.00	-	-	0.00	0.00	0.00	-	164.00	-	-			2,750			
2,800	0.00	0.00	0.00	-	0.07	-	-	0.00	0.00	0.00	-	9.20	-	20			0.00	0.00	0.00	-	201.00	-	-	0.00	0.00	0.00	-	207.00	-	-			2,800			
2,850	0.00	0.00	0.00	-	0.01	-	-	0.00	0.00	0.00	-	5.00	-	-			0.00	0.00	0.00	-	251.00	-	-	0.00	0.00	0.00	-	253.00	-	-			2,850			
Totals:						45	484							0	195	0	0							0	919							63	290	0	0	
Number of Trades:						5								0		0								0								11		0		

ALPHA SERVICES HOLD (CR)

(Contract Size: 100 Securities, Exercise Style: American, Physical Delivery)

Call Options															Put Options																					
February 2023								March 2023								Other Months		February 2023								March 2023								Other Months		
Exerise Price	Open price	Price max	Price min	Last price	Closing price	Volume	Open Interest	Open price	Price max	Price min	Last price	Closing price	Volume	Open Interest	Volume	Open Interest	Open price	Price max	Price min	Last price	Closing price	Volume	Open Interest	Open price	Price max	Price min	Last price	Closing price	Volume	Open Interest	Volume	Open Interest	Exerise Price			
0.500						-	-	0.000	0.000	0.000		0.791	-	-								-	-	0.000	0.000	0.000		0.001	-	-			0.005			
0.550						-	-	0.000	0.000	0.000		0.741	-	-								-	-	0.000	0.000	0.000		0.003	-	-			0.006			
0.600						-	-	0.000	0.000	0.000		0.691	-	-								-	-	0.000	0.000	0.000		0.001	-	-			0.006			
0.650						-	-	0.000	0.000	0.000		0.641	-	-								-	-	0.000	0.000	0.000		0.001	-	-			0.007			
0.700	0.000	0.000	0.000		0.590	-	-	0.000	0.000	0.000		0.591	-	-			0.000	0.000	0.000		0.001	-	-	0.000	0.000	0.000		0.001	-	-			0.007			
0.750	0.000	0.000	0.000		0.540	-	-	0.000	0.000	0.000		0.541	-	-			0.000	0.000	0.000		0.001	-	-	0.000	0.000	0.000		0.001	-	-			0.008			
0.800	0.000	0.000	0.000		0.490	-	-	0.000	0.000	0.000		0.492	-	-			0.000	0.000	0.000		0.001	-	-	0.000	0.000	0.000		0.002	-	-			0.008			
0.850	0.000	0.000	0.000		0.440	-	-	0.000	0.000	0.000		0.442	-	-			0.000	0.000	0.000		0.001	-	-	0.000	0.000	0.000		0.004	-	-			0.009			
0.900	0.000	0.000	0.000		0.390	-	-	0.000	0.000	0.000		0.392	-	-			0.000	0.000	0.000		0.001	-	-	0.000	0.000	0.000		0.001	-	-			0.009			
0.950	0.000	0.000	0.000		0.340	-	-	0.000	0.000	0.000		0.342	-	-			0.000	0.000	0.000		0.001	-	-	0.000	0.000	0.000		0.001	-	-			0.010			
1.000	0.000	0.000	0.000		0.291	-	-	0.000	0.000	0.000		0.293	-	-			0.000	0.000	0.000		0.001	-	-	0.000	0.000	0.000		0.001	-	-			0.010			
1.100	0.000	0.000	0.000		0.194	-	-	0.000	0.000	0.000		0.198	-	-			0.000	0.000	0.000		0.004	-	-	0.000	0.000	0.000		0.006	-	-			0.011			
1.200	0.000	0.000	0.000		0.111	-	-	0.000	0.000	0.000		0.117	-	-			0.000	0.000	0.000		0.020	-	-	0.000	0.000	0.000		0.025	-	-			0.012			
1.300	0.000	0.000	0.000		0.051	-	-	0.000	0.000	0.000		0.059	-	-			0.000	0.000	0.000		0.061	-	-	0.000	0.000	0.000		0.067	-	-			0.013			
1.400	0.000	0.000	0.000		0.019	-	-	0.000	0.000	0.000		0.025	-	-			0.000	0.000	0.000		0.128	-	-	0.000	0.000	0.000		0.133	-	-			0.014			
1.500	0.000	0.000	0.000		0.005	-	-	0.000	0.000	0.000		0.009	-	-			0.000	0.000	0.000		0.215	-	-	0.000	0.000	0.000		0.217	-	-			0.015			
1.600	0.000	0.000	0.000		0.001	-	-	0.000	0.000	0.000		0.003	-	-			0.000	0.000	0.000		0.311	-	-	0.000	0.000	0.000		0.311	-	-			0.016			
1.700	0.000	0.000	0.000		0.001	-	-	0.000	0.000	0.000		0.001	-	-			0.000	0.000	0.000		0.410	-	-	0.000	0.000	0.000		0.410	-	-			0.017			
1.800	0.000	0.000	0.000		0.001	-	-	0.000	0.000	0.000		0.001	-	-			0.000	0.000	0.000		0.510	-	-	0.000	0.000	0.000		0.510	-	-			0.018			
Totals:						0	0						0	0	0	0						0	0					0	0	0	0					
Number of Trades:						0							0		0							0.00						0		0						

NATIONAL BANK (CR)

(Contract Size: 100 Securities, Exercise Style: American, Physical Delivery)

Call Options																Put Options																				
February 2023								March 2023								Other Months		February 2023								March 2023								Other Months		
Exercise Price	Open price	Price max	Price min	Last price	Closing price	Volume	Open Interest	Open price	Price max	Price min	Last price	Closing price	Volume	Open Interest	Volume	Open Interest	Open price	Price max	Price min	Last price	Closing price	Volume	Open Interest	Open price	Price max	Price min	Last price	Closing price	Volume	Open Interest	Volume	Open Interest	Exercise Price			
1.900						-	-	0.000	0.000	0.000		2.92	-	-								-	-	0.000	0.000	0.000		0.002	-	-			0.019			
2.000						-	-	0.000	0.000	0.000		2.82	-	-								-	-	0.000	0.000	0.000		0.001	-	-			0.020			
2.200						-	-	0.000	0.000	0.000		2.62	-	-								-	-	0.000	0.000	0.000		0.001	-	-			0.022			
2.400						-	-	0.000	0.000	0.000		2.42	-	-								-	-	0.000	0.000	0.000		0.001	-	-			0.024			
2.600	0.000	0.000	0.000		2.22	-	-	0.000	0.000	0.000		2.23	-	-			0.000	0.000	0.000		0.001	-	-	0.000	0.000	0.000		0.001	-	-			0.026			
2.800	0.000	0.000	0.000		2.02	-	-	0.000	0.000	0.000		2.03	-	-			0.000	0.000	0.000		0.001	-	-	0.000	0.000	0.000		0.001	-	-			0.028			
3.000	0.000	0.000	0.000		1.82	-	-	0.000	0.000	0.000		1.83	-	-			0.000	0.000	0.000		0.001	-	-	0.000	0.000	0.000		0.001	-	-			0.030			
3.200	0.000	0.000	0.000		1.62	-	-	0.000	0.000	0.000		1.63	-	-			0.000	0.000	0.000		0.001	-	-	0.000	0.000	0.000		0.001	-	-			0.032			
3.400	0.000	0.000	0.000		1.42	-	-	0.000	0.000	0.000		1.43	-	-			0.000	0.000	0.000		0.002	-	-	0.000	0.000	0.000		0.001	-	-			0.034			
3.600	0.000	0.000	0.000		1.22	-	-	0.000	0.000	0.000		1.23	-	-			0.000	0.000	0.000		0.001	-	-	0.000	0.000	0.000		0.002	-	-			0.036			
3.800	0.000	0.000	0.000		1.02	-	-	0.000	0.000	0.000		1.03	-	-			0.000	0.000	0.000		0.001	-	-	0.000	0.000	0.000		0.001	-	-			0.038			
4.000	0.000	0.000	0.000		0.822	-	-	0.000	0.000	0.000		0.831	-	-			0.000	0.000	0.000		0.001	-	-	0.000	0.000	0.000		0.003	-	-			0.040			
4.400	0.000	0.000	0.000		0.425	-	-	0.000	0.000	0.000		0.463	-	10			0.000	0.000	0.000		0.003	-	-	0.000	0.000	0.000		0.034	-	-			0.044			
4.800	0.000	0.000	0.000		0.108	-	-	0.000	0.000	0.000		0.190	-	-			0.000	0.000	0.000		0.086	-	-	0.000	0.000	0.000		0.162	-	-			0.048			
5.200	0.000	0.000	0.000		0.007	-	-	0.000	0.000	0.000		0.054	-	-			0.000	0.000	0.000		0.386	-	-	0.000	0.000	0.000		0.426	-	-			0.052			
5.600	0.000	0.000	0.000		0.001	-	-	0.000	0.000	0.000		0.010	-	-			0.000	0.000	0.000		0.780	-	-	0.000	0.000	0.000		0.785	-	-			0.056			
6.000	0.000	0.000	0.000		0.001	-	-	0.000	0.000	0.000		0.001	-	-			0.000	0.000	0.000		1.18	-	-	0.000	0.000	0.000		1.18	-	-			0.060			
6.400	0.000	0.000	0.000		0.001	-	-	0.000	0.000	0.000		0.001	-	-			0.000	0.000	0.000		1.58	-	-	0.000	0.000	0.000		1.58	-	-			0.064			
6.800	0.000	0.000	0.000		0.001	-	-	0.000	0.000	0.000		0.001	-	-			0.000	0.000	0.000		1.98	-	-	0.000	0.000	0.000		1.98	-	-			0.068			
Totals:						0	0							0	10	0	0	0						0							0	555	0	0		
Number of Trades:						0							0							0.00							0							0		

OPAP (CR)

(Contract Size: 100 Securities, Exercise Style: American, Physical Delivery)

Call Options																Put Options																				
February 2023								March 2023								Other Months		February 2023								March 2023								Other Months		
Exerise Price	Open price	Price max	Price min	Last price	Closing price	Volume	Open Interest	Open price	Price max	Price min	Last price	Closing price	Volume	Open Interest	Volume	Open Interest	Open price	Price max	Price min	Last price	Closing price	Volume	Open Interest	Open price	Price max	Price min	Last price	Closing price	Volume	Open Interest	Volume	Open Interest	Exerise Price			
8.800						-	-	0.000	0.000	0.000		6.40	-	-									-	-	0.000	0.000	0.000		0.001	-	-			0.088		
9.200	0.000	0.000	0.000		5.98	-	-	0.000	0.000	0.000		6.00	-	-			0.000	0.000	0.000		0.001	-	-	0.000	0.000	0.000		0.001	-	-			0.092			
9.600	0.000	0.000	0.000		5.58	-	-	0.000	0.000	0.000		5.60	-	-			0.000	0.000	0.000		0.001	-	-	0.000	0.000	0.000		0.001	-	-			0.096			
10.000	0.000	0.000	0.000		5.18	-	-	0.000	0.000	0.000		5.20	-	-			0.000	0.000	0.000		0.001	-	-	0.000	0.000	0.000		0.001	-	-			0.100			
11.000	0.000	0.000	0.000		4.18	-	-	0.000	0.000	0.000		4.20	-	-			0.000	0.000	0.000		0.001	-	-	0.000	0.000	0.000		0.001	-	-			0.110			
12.000	0.000	0.000	0.000		3.18	-	-	0.000	0.000	0.000		3.20	-	-			0.000	0.000	0.000		0.002	-	-	0.000	0.000	0.000		0.002	-	-			0.120			
13.000	0.000	0.000	0.000		2.19	-	5	0.000	0.000	0.000		2.21	-	-			0.000	0.000	0.000		0.001	-	41	0.000	0.000	0.000		0.007	-	-			0.130			
14.000	0.000	0.000	0.000		1.19	-	5	0.000	0.000	0.000		1.28	-	-			0.000	0.000	0.000		0.001	-	-	0.000	0.000	0.000		0.074	-	-			0.140			
15.000	0.000	0.000	0.000		0.306	-	-	0.000	0.000	0.000		0.565	-	-			0.000	0.000	0.000		0.120	-	-	0.000	0.000	0.000		0.357	-	-			0.150			
16.000	0.000	0.000	0.000		0.012	-	-	0.170	0.170	0.170	0.170	0.170	3	-			0.000	0.000	0.000		0.829	-	-	0.000	0.000	0.000		0.969	-	-			0.160			
17.000	0.000	0.000	0.000		0.001	-	-	0.000	0.000	0.000		0.036	-	-			0.000	0.000	0.000		1.82	-	-	0.000	0.000	0.000		1.84	-	-			0.170			
18.000	0.000	0.000	0.000		0.001	-	-	0.000	0.000	0.000		0.005	-	-			0.000	0.000	0.000		2.82	-	-	0.000	0.000	0.000		2.82	-	-			0.180			
19.000	0.000	0.000	0.000		0.001	-	-	0.000	0.000	0.000		0.001	-	-			0.000	0.000	0.000		3.82	-	-	0.000	0.000	0.000		3.82	-	-			0.190			
20.000	0.000	0.000	0.000		0.001	-	-	0.000	0.000	0.000		0.001	-	-			0.000	0.000	0.000		4.82	-	-	0.000	0.000	0.000		4.82	-	-			0.200			
Totals:						0	10							3	0	0	0							0	41							0	0	0	0	
Number of Trades:							0							1		0								0.00								0		0		

OTE (CR)

(Contract Size: 100 Securities, Exercise Style: American, Physical Delivery)

Call Options															Put Options																		
February 2023							March 2023							Other Months		February 2023							March 2023							Other Months			
Exerise Price	Open price	Price max	Price min	Last price	Closing price	Volume	Open Interest	Open price	Price max	Price min	Last price	Closing price	Volume	Open Interest	Volume	Open Interest	Open price	Price max	Price min	Last price	Closing price	Volume	Open Interest	Open price	Price max	Price min	Last price	Closing price	Volume	Open Interest	Volume	Open Interest	Exerise Price
9.600	0.000	0.000	0.000		5.56	-	-	0.000	0.000	0.000		5.58	-	-			0.000	0.000	0.000		0.001	-	-	0.000	0.000	0.000		0.001	-	-			0.096
10.000	0.000	0.000	0.000		5.16	-	-	0.000	0.000	0.000		5.18	-	-			0.000	0.000	0.000		0.001	-	-	0.000	0.000	0.000		0.001	-	-			0.100
11.000	0.000	0.000	0.000		4.16	-	-	0.000	0.000	0.000		4.18	-	-			0.000	0.000	0.000		0.001	-	-	0.000	0.000	0.000		0.001	-	-			0.110
12.000	0.000	0.000	0.000		3.16	-	-	0.000	0.000	0.000		3.18	-	-			0.000	0.000	0.000		0.001	-	-	0.000	0.000	0.000		0.001	-	-			0.120
13.000	0.000	0.000	0.000		2.17	-	-	0.000	0.000	0.000		2.19	-	-			0.000	0.000	0.000		0.001	-	-	0.000	0.000	0.000		0.008	-	-			0.130
14.000	0.000	0.000	0.000		1.17	-	-	0.000	0.000	0.000		1.27	-	-			0.000	0.000	0.000		0.003	-	46	0.000	0.000	0.000		0.086	-	-			0.140
15.000	0.000	0.000	0.000		0.315	-	70	0.000	0.000	0.000		0.569	-	5			0.000	0.000	0.000		0.150	-	5	0.000	0.000	0.000		0.381	-	-			0.150
16.000	0.000	0.000	0.000		0.019	-	-	0.000	0.000	0.000		0.183	-	11			0.000	0.000	0.000		0.855	-	-	0.000	0.000	0.000		0.997	-	-			0.160
17.000	0.000	0.000	0.000		0.002	-	-	0.000	0.000	0.000		0.040	-	-			0.000	0.000	0.000		1.84	-	-	0.000	0.000	0.000		1.86	-	-			0.170
18.000	0.000	0.000	0.000		0.001	-	-	0.000	0.000	0.000		0.006	-	-			0.000	0.000	0.000		2.84	-	-	0.000	0.000	0.000		2.84	-	-			0.180
19.000	0.000	0.000	0.000		0.001	-	-	0.000	0.000	0.000		0.001	-	-			0.000	0.000	0.000		3.84	-	-	0.000	0.000	0.000		3.84	-	-			0.190
20.000	0.000	0.000	0.000		0.001	-	-	0.000	0.000	0.000		0.001	-	-			0.000	0.000	0.000		4.84	-	-	0.000	0.000	0.000		4.84	-	-			0.200
22.000						-	-	0.000	0.000	0.000		0.001	-	-								-	-	0.000	0.000	0.000		6.84	-	-			0.220
24.000						-	-	0.000	0.000	0.000		0.001	-	-								-	-	0.000	0.000	0.000		8.84	-	-			0.240
26.000						-	-	0.000	0.000	0.000		0.001	-	-								-	-	0.000	0.000	0.000		10.84	-	-			0.260
Totals:						0	70						0	16	0	0						0	51					0	0	0	0		
Number of Trades:							0						0		0							0.00					0			0			

PIRAEUS FINANCIAL HOLD (CR)

(Contract Size: 100 Securities, Exercise Style: American, Physical Delivery)

Call Options																Put Options																							
February 2023								March 2023								Other Months				February 2023								March 2023								Other Months			
Exercise Price	Open price	Price max	Price min	Last price	Closing price	Volume	Open Interest	Open price	Price max	Price min	Last price	Closing price	Volume	Open Interest	Volume	Open Interest	Open price	Price max	Price min	Last price	Closing price	Volume	Open Interest	Open price	Price max	Price min	Last price	Closing price	Volume	Open Interest	Volume	Open Interest	Exercise Price						
0.500						-	-	0.000	0.000	0.000		1.59	-	-									-	-	0.000	0.000	0.000	0.001	-	-			0.005						
0.550						-	-	0.000	0.000	0.000		1.54	-	-									-	-	0.000	0.000	0.000	0.001	-	-			0.006						
0.600						-	-	0.000	0.000	0.000		1.49	-	-									-	-	0.000	0.000	0.000	0.001	-	-			0.006						
0.650						-	-	0.000	0.000	0.000		1.44	-	-									-	-	0.000	0.000	0.000	0.001	-	-			0.007						
0.700						-	-	0.000	0.000	0.000		1.39	-	-									-	-	0.000	0.000	0.000	0.001	-	-			0.007						
0.750						-	-	0.000	0.000	0.000		1.34	-	-									-	-	0.000	0.000	0.000	0.001	-	-			0.008						
0.800						-	-	0.000	0.000	0.000		1.29	-	-									-	-	0.000	0.000	0.000	0.001	-	-			0.008						
0.850						-	-	0.000	0.000	0.000		1.24	-	-									-	-	0.000	0.000	0.000	0.001	-	-			0.009						
0.900	0.000	0.000	0.000		1.19	-	-	0.000	0.000	0.000		1.19	-	-			0.000	0.000	0.000		0.001	-	-	0.000	0.000	0.000	0.001	-	-			0.009							
0.950	0.000	0.000	0.000		1.14	-	-	0.000	0.000	0.000		1.14	-	-			0.000	0.000	0.000		0.001	-	-	0.000	0.000	0.000	0.001	-	-			0.010							
1.000	0.000	0.000	0.000		1.09	-	-	0.000	0.000	0.000		1.09	-	-			0.000	0.000	0.000		0.001	-	-	0.000	0.000	0.000	0.001	-	-			0.010							
1.100	0.000	0.000	0.000		0.990	-	-	0.000	0.000	0.000		0.992	-	-			0.000	0.000	0.000		0.001	-	-	0.000	0.000	0.000	0.001	-	-			0.011							
1.200	0.000	0.000	0.000		0.890	-	-	0.000	0.000	0.000		0.892	-	-			0.000	0.000	0.000		0.001	-	-	0.000	0.000	0.000	0.001	-	-			0.012							
1.300	0.000	0.000	0.000		0.791	-	210	0.000	0.000	0.000		0.793	-	-			0.000	0.000	0.000		0.001	-	-	0.000	0.000	0.000	0.001	-	-			0.013							
1.400	0.000	0.000	0.000		0.691	-	10	0.000	0.000	0.000		0.693	-	-			0.000	0.000	0.000		0.002	-	-	0.000	0.000	0.000	0.001	-	-			0.014							
1.500	0.000	0.000	0.000		0.591	-	10	0.000	0.000	0.000		0.593	-	-			0.000	0.000	0.000		0.001	-	-	0.000	0.000	0.000	0.001	-	-			0.015							
1.600	0.000	0.000	0.000		0.491	-	-	0.000	0.000	0.000		0.494	-	-			0.000	0.000	0.000		0.001	-	-	0.000	0.000	0.000	0.001	-	-			0.016							
1.700	0.000	0.000	0.000		0.391	-	10	0.000	0.000	0.000		0.396	-	10			0.000	0.000	0.000		0.001	-	-	0.000	0.000	0.000	0.003	-	-			0.017							
1.800	0.000	0.000	0.000		0.294	-	-	0.000	0.000	0.000		0.303	-	-			0.000	0.000	0.000		0.003	-	-	0.000	0.000	0.000	0.009	-	-			0.018							
1.900	0.000	0.000	0.000		0.203	-	-	0.000	0.000	0.000		0.218	-	-			0.000	0.000	0.000		0.012	-	-	0.000	0.000	0.000	0.024	-	-			0.019							
2.000	0.000	0.000	0.000		0.126	-	-	0.280	0.280	0.280	0.280	0.280	10	-			0.000	0.000	0.000		0.035	-	-	0.000	0.000	0.000	0.053	-	-			0.020							
2.200	0.000	0.000	0.000		0.032	-	-	0.000	0.000	0.000		0.053	-	-			0.000	0.000	0.000		0.142	-	-	0.000	0.000	0.000	0.160	-	-			0.022							
2.400	0.000	0.000	0.000		0.005	-	-	0.000	0.000	0.000		0.014	-	-			0.000	0.000	0.000		0.314	-	-	0.000	0.000	0.000	0.321	-	-			0.024							
2.600	0.000	0.000	0.000		0.001	-	-	0.000	0.000	0.000		0.003	-	-			0.000	0.000	0.000		0.510	-	-	0.000	0.000	0.000	0.511	-	-			0.026							
2.800	0.000	0.000	0.000		0.001	-	-	0.000	0.000	0.000		0.001	-	-			0.000	0.000	0.000		0.710	-	-	0.000	0.000	0.000	0.710	-	-			0.028							
3.000	0.000	0.000	0.000		0.001	-	-	0.000	0.000	0.000		0.001	-	-			0.000	0.000	0.000		0.910	-	-	0.000	0.000	0.000	0.910	-	-			0.030							
Totals:						0	240						10	10	0	0							0	0					0	0	0	0							
Number of Trades:						0							1		0								0.00					0		0									

PPC (CR) (Contract Size: 100 Securities, Exercise Style: American, Physical Delivery)

Call Options																Put Options																				
February 2023								March 2023								Other Months		February 2023								March 2023								Other Months		
Exercise Price	Open price	Price max	Price min	Last price	Closing price	Volume	Open Interest	Open price	Price max	Price min	Last price	Closing price	Volume	Open Interest	Volume	Open Interest	Open price	Price max	Price min	Last price	Closing price	Volume	Open Interest	Open price	Price max	Price min	Last price	Closing price	Volume	Open Interest	Volume	Open Interest	Exercise Price			
3.400						-	-	0.000	0.000	0.000		4.35	-	-									-	-	0.000	0.000	0.000		0.001	-	-			0.034		
3.600						-	-	0.000	0.000	0.000		4.15	-	-									-	-	0.000	0.000	0.000		0.001	-	-			0.036		
3.800						-	-	0.000	0.000	0.000		3.95	-	-									-	-	0.000	0.000	0.000		0.001	-	-			0.038		
4.000						-	-	0.000	0.000	0.000		3.75	-	-									-	-	0.000	0.000	0.000		0.001	-	-			0.040		
4.400	0.000	0.000	0.000		3.34	-	-	0.000	0.000	0.000		3.35	-	-			0.000	0.000	0.000		0.001	-	-	0.000	0.000	0.000		0.001	-	-			0.044			
4.800	0.000	0.000	0.000		2.94	-	-	0.000	0.000	0.000		2.95	-	-			0.000	0.000	0.000		0.001	-	-	0.000	0.000	0.000		0.002	-	-			0.048			
5.200	0.000	0.000	0.000		2.54	-	-	0.000	0.000	0.000		2.55	-	-			0.000	0.000	0.000		0.001	-	-	0.000	0.000	0.000		0.001	-	-			0.052			
5.600	0.000	0.000	0.000		2.14	-	-	0.000	0.000	0.000		2.15	-	-			0.000	0.000	0.000		0.001	-	-	0.000	0.000	0.000		0.001	-	-			0.056			
6.000	0.000	0.000	0.000		1.74	-	73	0.000	0.000	0.000		1.75	-	-			0.000	0.000	0.000		0.001	-	-	0.000	0.000	0.000		0.002	-	-			0.060			
6.400	0.000	0.000	0.000		1.34	-	52	0.000	0.000	0.000		1.36	-	36			0.000	0.000	0.000		0.001	-	-	0.000	0.000	0.000		0.012	-	-			0.064			
6.800	0.000	0.000	0.000		0.943	-	10	0.000	0.000	0.000		0.999	-	122			0.000	0.000	0.000		0.003	-	-	0.000	0.000	0.000		0.046	-	-			0.068			
7.200	0.000	0.000	0.000		0.553	-	3	0.000	0.000	0.000		0.678	-	65			0.000	0.000	0.000		0.010	-	9	0.000	0.000	0.000		0.124	-	-			0.072			
7.600	0.000	0.000	0.000		0.228	-	12	0.000	0.000	0.000		0.422	-	57			0.000	0.000	0.000		0.086	-	-	0.000	0.000	0.000		0.268	-	-			0.076			
8.000	0.000	0.000	0.000		0.055	-	-	0.000	0.000	0.000		0.237	-	8			0.000	0.000	0.000		0.312	-	-	0.000	0.000	0.000		0.483	-	-			0.080			
8.400	0.000	0.000	0.000		0.007	-	-	0.000	0.000	0.000		0.123	-	-			0.000	0.000	0.000		0.665	-	-	0.000	0.000	0.000		0.770	-	-			0.084			
8.800	0.000	0.000	0.000		0.001	-	-	0.000	0.000	0.000		0.057	-	-			0.000	0.000	0.000		1.06	-	-	0.000	0.000	0.000		1.10	-	-			0.088			
9.200	0.000	0.000	0.000		0.001	-	-	0.000	0.000	0.000		0.025	-	-			0.000	0.000	0.000		1.46	-	-	0.000	0.000	0.000		1.47	-	-			0.092			
9.600	0.000	0.000	0.000		0.001	-	-	0.000	0.000	0.000		0.009	-	-			0.000	0.000	0.000		1.86	-	-	0.000	0.000	0.000		1.86	-	-			0.096			
10.000						-	-	0.000	0.000	0.000		0.003	-	-									-	-	0.000	0.000	0.000		2.26	-	-			0.100		
11.000						-	-	0.000	0.000	0.000		0.001	-	-									-	-	0.000	0.000	0.000		3.26	-	-			0.110		
Totals:						0	150							0	288	0	0							0	9							0	15	0	0	
Number of Trades:						0								0		0								0.00								0		0		

Lending Products	Underlying Title	Multilateral Transactions[1]					Bilateral Transactions[2]		Stock Borrowing through OTC (volume)[3]
		Open Interest[5]	Volume(Offered)	Average Weighted	Transactions volume	Average Weighted	Transactions Volume	Average Weighted	Transactions Volume
ADMIEBOR	ADMIE (IPTO) HOLDING S.A. (CR)	3,000	---	---	11,000	6.33%	---	---	112,885
AEGNBOR	AEGEAN AIRLINES (CR)	14,267	---	---	---	---	---	---	46,125
ALPHABOR	ALPHA SERVICES HOLD (CR)	15,000	---	---	---	---	---	---	60,095,696
ALMYBOR	ALUMIL (CR)	---	---	---	---	---	---	---	---
OTOELBOR	AUTOHELLAS SA (CR)	6,500	---	---	210	5.07%	---	---	62,200
AVAXBOR	AVAX S.A. (CR)	---	---	---	---	---	---	---	---
EEEBOR	CC HBC AG (CR)	10,800	---	---	---	---	---	---	35,608
CENERBOR	CENERGY HOLDINGS (CB)	---	---	---	---	---	---	---	---
ELLAKTORBOR	ELLAKTOR (CR)	104,484	---	---	---	---	---	---	5,379
ELHABOR	ELVALHALCOR (CR)	39,506	---	---	1,200	4.25%	---	---	64,887
EUROBBOR	EUROBANK HOLDINGS (CR)	248,405	---	---	---	---	---	---	36,315,407
EYDAPBOR	EYDAP S.A. (CR)	12,308	---	---	---	---	1,000	6.50%	191,963
FFGRPBOR	FOLLI FOLLIE (CR)	---	---	---	---	---	---	---	887,119
FOYRKBOR	FOURLIS (CR)	---	---	---	---	---	---	---	33,476
GEKTERNABOR	GEK TERNA (CR)	---	---	---	---	---	---	---	28,968
SARBOR	GR. SARANTIS S.A. (CR)	564	---	---	---	---	---	---	52,418
EXAEBOR	HELLENIC EXCHANGES-A.S.E. (CR)	5,000	---	---	---	---	---	---	152,047
ELPEBOR	HELLENIQ ENERGY (CR)	---	---	---	---	---	---	---	204,673
INTRKBOR	INTRACOM HOLDINGS (CR)	---	---	---	---	---	---	---	---
INKATBOR	INTRAKAT (CR)	---	---	---	---	---	---	---	---
BELABOR	JUMBO SA (CR)	89,431	---	---	2	4.25%	---	---	334,036
LAMDABOR	LAMDA DEVELOPMENT SA (CR)	300	---	---	---	---	---	---	457,528
MIGBOR	MARFIN INVESTMENT GROUP (CR)	46,366	---	---	---	---	---	---	1,206,474
MOHBOR	MOTOR OIL (CR)	42,601	---	---	---	---	---	---	315,308
MYTILBOR	MYTILINEOS (CR)	74,200	---	---	---	---	---	---	127,905
ETEBOR	NATIONAL BANK (CR)	107,019	---	---	---	---	---	---	10,163,835
OPAPBOR	OPAP (CR)	3,559	---	---	3,000	4.25%	---	---	1,443,427
HTOBOR	OTE (CR)	2,010	---	---	---	---	---	---	922,178
PPABOR	P.P.A. S.A. (CR)	2,774	---	---	100	5.12%	---	---	65,487
TPEIRBOR	PIRAEUS FINANCIAL HOLD (CR)	38,975	---	---	---	---	---	---	829,066
PLAISBOR	PLAISIO COMPUTERS SA (CR)	---	---	---	---	---	---	---	---

Stock Lending Notes

[1] - Multilateral contracts Lending or Borrowing as per Methods 8-1, 8-2 and 8-3-3 (According to ATHEX BoD Resolution No.17)

[2] - Bilateral Contracts Lending or Borrowing as per Methods 8-3-1 and 8-3-2 (According to ATHEX BoD Resolution No.20)

[3] - The information concerning OTC Stock Borrowing Transactions is based on the statements of the Dematerialised Securities System (DSS) operators involved and refers to volumes that have been registered up until the previous working day.

[4] - Average Price (Volume weighted)

[5] - The Data concerning Open Interest before the start of trading session

Lending Products	Underlying Title	Multilateral Transactions[1]					Bilateral Transactions[2]		Stock Borrowing through OTC (volume)[3]
		Open Interest[5]	Volume(Offered)	Average Weighted	Transactions volume	Average Weighted	Transactions Volume	Average Weighted	Transactions Volume
PPCBOR	PPC (CR)	2,000	---	---	---	---	---	---	1,941,450
QUALBOR	QUALITY & RELIABILITY SA (CR)	---	---	---	---	---	---	---	---
QUESTBOR	QUEST HOLDINGS (CR)	5,850	---	---	---	---	---	---	94,088
TENERGYBOR	TERNA ENERGY (CR)	---	---	---	---	---	---	---	43,607
TITCBOR	TITAN CEMENT (CB)	13,882	---	---	---	---	---	---	226,217
VIOBOR	VIOHALCO SA/NV (CB)	25,617	---	---	550	5.72%	---	---	---

Stock Lending Notes

- [1] - Multilateral contracts Lending or Borrowing as per Methods 8-1, 8-2 and 8-3-3 (According to ATHEX BoD Resolution No.17)
- [2] - Bilateral Contracts Lending or Borrowing as per Methods 8-3-1 and 8-3-2 (According to ATHEX BoD Resolution No.20)
- [3] - The information concerning OTC Stock Borrowing Transactions is based on the statements of the Dematerialised Securities System (DSS) operators involved and refers to volumes that have been registered up until the previous working day.
- [4] - Average Price (Volume weighted)
- [5] - The Data concerning Open Interest before the start of trading session

Sectors codification for listed companies

12003 -	ETF	10101010	Computer Services
10101015	Software	10102030	Computer Hardware
15101010	Telecommunications Equipment	15102015	Telecommunications Services
20101010	Health Care Facilities	20101025	Health Care Services
20102010	Medical Equipment	20103015	Pharmaceuticals
30101010	Banks	30202000	Diversified Financial Services
30202010	Asset Managers & Custodians	30202015	Investment Services
30204000	Closed End Investments	30302010	Full Line Insurance
30302015	Insurance Brokers	30302025	Property and Casualty Insurance
35101010	Real Estate Holding and Development	35101015	Real Estate Services
35102000	Diversified REITs	35102030	Office REITs
40201040	Rental & Leasing Services: Consumer	40202010	Home Construction
40202015	Household Furnishings	40202020	Household Appliance
40203040	Electronic Entertainment	40203045	Toys
40204020	Clothing & Accessories	40301010	Entertainment
40301030	Publishing	40301035	Radio & TV Broadcasters
40401010	Diversified Retailers	40401020	Apparel Retailers
40401025	Home Improvement Retailers	40401030	Specialty Retailers
40501010	Airlines	40501015	Travel & Tourism
40501020	Casinos & Gambling	40501025	Hotels & Motels
45101015	Distillers & Vintners	45101020	Soft Drinks
45102010	Farming Fishing Ranching & Plantations	45102020	Food Products
45103010	Tobacco	45201010	Food Retailers & Wholesalers
45201020	Personal Products	50101010	Construction
50101020	Building Roof/Wallboard and Plumbing	50101030	Cement
50101035	Building Materials: Other	50202010	Electrical Components
50203000	Diversified Industrials	50203015	Plastics
50203030	Containers & Packaging	50204000	Machinery: Industrial
50204020	Machinery: Construction & Handling	50205010	Industrial Suppliers
50205020	Back Office Support HR & Consulting	50205030	Forms & Bulk Printing Services
50206015	Commercial Vehicles & Parts	50206030	Marine Transportation
50206060	Transportation Services	55101000	Diversified Materials
55101020	Textile Products	55102000	General Mining
55102010	Iron & Steel	55102015	Metal Fabricating
55102035	Aluminum	60101020	Oil Refining and Marketing
65101010	Alternative Electricity	65101015	Conventional Electricity
65102030	Water		



Λεωφ. Αθηνών 110 104 42 Αθήνα
110, Athinon Ave. GR 104 42 Athens
tel. (+30)210-33.66.800, fax (+30)210-33.66.101
www.athexgroup.gr