

23

Ημερήσιο Δελτίο
Συναλλακτικής Δραστηριότητας

Daily Official List
of Trading Activity

Tuesday, 7 March, 2023

Year: 144 Trading Day No: 45



ATHEXGROUP
Athens Exchange Group

Disclaimer:

Hellenic Exchanges-Athens Stock Exchange S.A. endeavours to ensure that the data and other material ("Information") presented on the Daily Official List are accurate and complete, but it is not liable for any errors or omissions of data or /and for the accuracy, credibility, updating and completeness of the aforesaid information nor it has any liability arising directly or indirectly from the use of the above Information.

The Company is not liable for the accuracy of the data included in listed companies' announcements. Only the sender of such an announcement is fully and solely liable for any infringement of third party's rights from the content of such announcement. All contents of the Daily Official List are provided only for information purposes and do not constitute investment advice or solicitation to invest in securities or other products listed for trading on the Exchange.

You acknowledge and agree that the Company is the owner of any property rights related to any Information appearing on the Daily Official List including intellectual property rights copyright, trademarks, etc.

The above data are a property of the Hellenic Exchanges-Athens Exchange and are copyright protected. Users are forbidden to reproduce, modify, copy, sale, transmit or redistribute, by all reproduction means and methods, part or the whole of the above data, without reference to their source.

The commercial exploitation of these data is, also, forbidden by third parties. Hellenic Exchanges-Athens Exchange does not carry any responsibility, direct or indirect, derived from usage or accidental alteration of the above data when used by third parties.

Hellenic Exchanges – Athens Stock Exchange S.A.

110 Athinon Ave., 10442 Athens, Tel: (210) 33.66.800, Fax: (210) 32.13.938

www.athexgroup.gr

Thessalonica Stock Exchange Center (T.S.E.C)

16-18 Katouni Str., Thessalonica 546 25 Tel: (2310) 567.667, Fax: (2310) 530.545

Athex Members Guarantee Fund

14-16 Fidiou Str., Athens 106 78, Tel: (210) 33.04.682, Fax: (210) 33.04.155

Hellenic Republic Capital Market Commission

1 Kolokotroni Str. & 1 Stadiou Str., Athens 10562 Tel: (210) 33.77.100 Fax: (210) 33.77.173

Table of Contents

Section 1: Statistical Figures of Securities, Derivatives and Lending

Summary of Markets

Athex Indices

Analytic Figures for Athex Market's Boards and Categories

Trading Details by Athex Sectors and Financial Instruments (ETFs)

Top 10 best & worst performing Shares

Derivatives Summary

Section 2: Analytic Figures of Shares Transactions

Analytic Figures of Shares Transactions

Shares' Notes

Section 3: Figures of Securities Transactions

Securities Blocks Details

Shares Rights Details

Stock Borrowing

Forced Sales Details

Forced Sales Registered Shares

Exchange Traded Funds (ETFs) Characteristics

Section 5: Bonds traded in Fixed Income Assets Market

Convertible Corporate Bonds - Regulated Market

Non Convertible Corporate Bonds - Regulated Market

Government Bonds

Treasury Bills & Zero Coupon Government Bonds

Government Bonds Traded with the Open Outcry Method

State Banks Bonds

Section 6: Additional Infos

Athex & ATHEXClear Members List

List of Stocks under Market Making operations

Section 7: Derivatives Market Analytic Figures

Index Futures

Stock Futures

Index Options

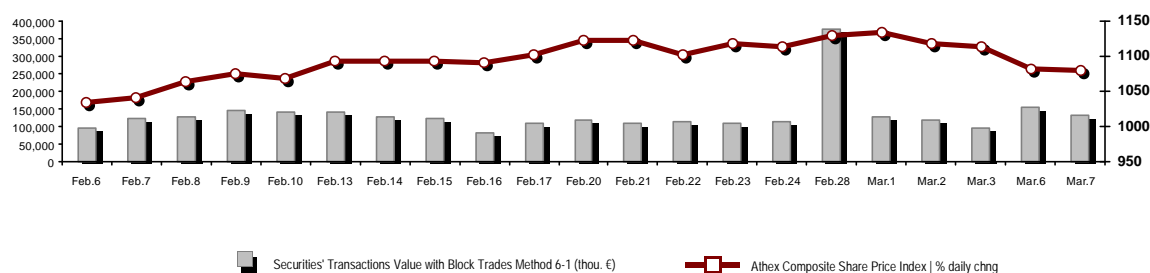
Stock Options

Stock Lending Analytic Figures

Appendix A: Sectors codification for listed companies

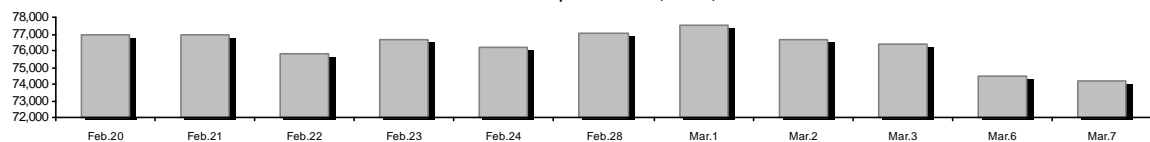
Summary of Markets

Athex Composite Share Price Index vs Shares and Derivatives Transactions Value

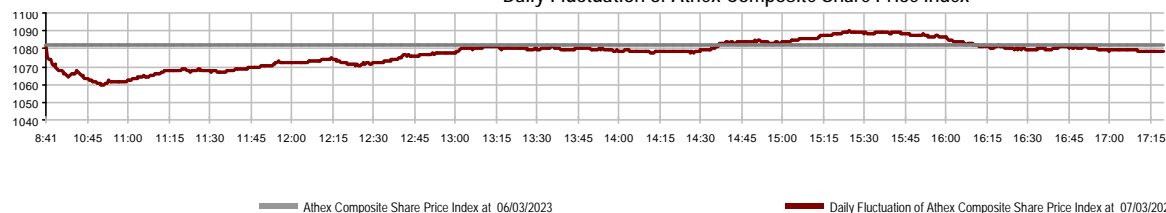


Athex Capitalisation (mill. €) **:	74,233.95	Derivatives Total Open Interest	329,997
Daily change: mill. € %	-268.65 -0.36%	in Index Futures % daily chng	8,318 7.15%
Yearly Avg Capitalisation: mill. € % chng prev year Avg	71,619.35 13.57%	in Stock Futures % daily chng	319,026 -10.40%
Athex Composite Share Price Index % daily chng	1,078.69 -0.32%	in Index Options % daily chng	972 -6.45%
Athex Composite Share Price Index Capitalisation (mill. €)	67,038.28	in Stock Options % daily chng	1,681 16.57%
Daily change (mill. €)	-254.24		
Securities' Transactions Value with Block Trades Method 6-1 (t	132,741.82	Derivatives Contracts Volume:	51,544
Daily change: %	-21,171.84 -13.76%	Daily change: pieces %	-33,263 -39.22%
YtD Avg Trans. Value: thou. € % chng prev year Avg	112,465.02 55.66%	YtD Avg Derivatives Contracts % chng prev year Avg	43,296 26.04%
Blocks Transactions Value of Method 6-1 (thou. €)	14,563.97	Derivatives Trades Number:	3,350
Blocks Transactions Value of Method 6-2 & 6-3 (thou. €)	70.48	Daily change: number %	-991 -22.83%
Bonds Transactions Value (thou.€)	320.32	YtD Avg Trades number % chng prev year Avg	2,358 14.80%
Securities' Transactions Volume with Block Trades Method 6-1 (tho	49,640.96	Lending Total Open Interest	1,156,508
Daily change: thou. pieces %	-4,399.45 -8.14%	Daily change: pieces %	183,830 18.90%
YtD Avg Volume: % chng prev year Avg	46,857.57 65.28%	Lending Volume (Multilateral/Bilateral)	449,958
Blocks Transactions Volume of Method 6-1 (thou. Pieces)	5,034.00	Daily change: pieces %	43,041
Blocks Transactions Volume of Method 6-2 & 6-3 (thou. Pieces)	9.20	Multilateral Lending	57,758
Bonds Transactions Volume	347,000	Bilateral Lending	392,200
Securities' Trades Number with Block Trades Method 6-1	45,083	Lending Trades Number:	57
Daily change: number %	-10,255 -18.53%	Daily change: %	-12
YtD Avg Trades number % chng prev year Avg	38,508 30.90%	Multilateral Lending Trades Number	48
Number of Blocks Method 6-1	14	Bilateral Lending Trades Number	9
Number of Blocks Method 6-2 & 6-3	1		
Number of Bonds Transactions	117		

Athex Capitalisation (mill. €) **



Daily Fluctuation of Athex Composite Share Price Index



Athex Indices

Index name	07/03/2023	06/03/2023	pts.	%	Min	Max	Year min	Year max	Year change
Athex Composite Share Price Index	1,078.69 €	1,082.10	-3.41	-0.32%	1,059.83	1,089.95	929.79	1,140.96	16.01% #
Athex ESG Index	1,234.34 €	1,241.60	-7.26	-0.58%	1,213.74	1,249.54	1,057.52	1,311.72	16.70% #
FTSE/Athex Large Cap	2,630.42 €	2,646.87	-16.45	-0.62%	2,585.90	2,663.75	2,250.77	2,795.71	16.83% #
FTSE/Athex Mid Cap Index	1,567.68 #	1,558.90	8.78	0.56%	1,541.71	1,572.26	1,411.43	1,660.73	11.07% #
FTSE/ATHEX High Dividend Yield Index	3,354.61 #	3,349.89	4.72	0.14%	3,303.41	3,383.31	3,028.28	3,547.10	10.78% #
FTSE/ATHEX Global Traders Index Plus	3,002.28 #	2,993.15	9.13	0.31%	2,939.67	3,024.80	2,616.09	3,117.64	14.76% #
FTSE/ATHEX Mid & Small Cap Factor-Weighted Ind	4,717.84 €	4,724.30	-6.46	-0.14%	4,709.90	4,737.46	4,353.12	4,965.04	7.33% #
ATHEX Select Index Plus	3,509.29 #	3,495.66	13.63	0.39%	3,442.50	3,522.32	3,071.06	3,706.63	14.27% #
ATHEX Select Index	5,545.14 #	5,532.08	13.06	0.24%	5,518.34	5,561.53	4,343.88	6,091.85	27.65% #
FTSE/Athex Market Index	626.10 €	629.43	-3.33	-0.53%	615.99	633.57	539.21	662.70	16.08% #
Athex Composite Index Total Return Index	1,905.88 €	1,911.90	-6.02	-0.31%	1,872.56	1,925.78	1,641.17	2,015.89	16.13% #
FTSE/Athex Large Cap Total Return	4,209.26 €	4,235.58	-26.32	-0.62%			3,623.42	4,431.63	16.89% #
FTSE/Athex Mid Cap Total Return	2,064.86 #	2,053.30	11.56	0.56%			1,881.61	2,180.39	11.15% #
Hellenic Mid & Small Cap Index	1,534.76 #	1,528.98	5.78	0.38%	1,503.15	1,541.93	1,365.14	1,599.85	12.43% #
FTSE/Athex Banks	861.18 €	878.76	-17.58	-2.00%	849.46	879.48	640.09	954.15	34.44% #
FTSE/Athex Insurance	2,843.34 #	2,812.77	30.57	1.09%	2,797.48	2,858.63	2,751.62	3,042.07	-3.12% €
FTSE/Athex Financial Services	1,188.28 #	1,184.56	3.72	0.31%	1,166.93	1,203.12	672.72	1,375.02	73.37% #
FTSE/Athex Industrial Goods & Services	5,510.18 #	5,471.69	38.49	0.70%	5,330.48	5,562.99	4,603.86	5,816.79	18.79% #
FTSE/Athex Retail	1,017.76 €	1,025.32	-7.56	-0.74%	1,000.60	1,030.31	901.21	1,129.08	12.93% #
FTSE/ATHEX Real Estate	4,208.48 #	4,182.86	25.62	0.61%	4,152.01	4,216.77	3,897.31	4,461.05	3.32% #
FTSE/Athex Consumer Goods & Services	11,342.91 #	11,340.69	2.22	0.02%	11,085.18	11,551.30	8,974.47	11,554.66	23.86% #
FTSE/Athex Food & Beverage	9,049.92 €	9,056.06	-6.14	-0.07%	8,934.82	9,145.24	8,101.49	9,230.72	6.89% #
FTSE/Athex Basic Resources	7,187.77 #	7,067.57	120.20	1.70%	6,968.82	7,187.80	6,463.31	7,812.43	10.76% #
FTSE/Athex Construction & Materials	3,604.38 €	3,630.39	-26.01	-0.72%	3,534.70	3,639.49	3,204.90	3,846.65	12.46% #
FTSE/Athex Energy	5,476.96 €	5,509.39	-32.43	-0.59%	5,345.09	5,512.76	4,931.66	5,856.79	8.89% #
FTSE/Athex Travel & Leisure	2,482.11 €	2,491.50	-9.39	-0.38%	2,438.22	2,491.50	2,196.17	2,610.07	11.94% #
FTSE/Athex Technology	2,217.66 #	2,201.47	16.19	0.74%	2,191.60	2,224.90	2,047.81	2,279.06	7.96% #
FTSE/Athex Telecommunications	3,899.03 €	3,912.57	-13.54	-0.35%	3,881.99	3,951.60	3,881.99	4,391.80	-4.24% €
FTSE/Athex Utilities	4,906.92 #	4,860.09	46.83	0.96%	4,763.15	4,967.70	4,598.77	5,289.37	6.70% #
FTSE/Athex Health Care	409.83 €	427.95	-18.12	-4.23%	409.83	427.95	390.59	469.84	-2.16% €
FTSE/Athex Personal Products	7,011.86 #	6,975.45	36.41	0.52%	6,970.36	7,139.30	6,598.06	7,905.24	6.14% #
Athex All Share Index	260.12 €	261.16	-1.04	-0.40%	260.12	260.12	231.11	271.62	12.98% #
Hellenic Corporate Bond Index	120.80 #	120.73	0.07	0.05%			118.78	121.26	1.52% #
Hellenic Corporate Bond Price Index	86.96 #	86.93	0.02	0.03%			86.05	87.55	0.85% #

Note 1: FTSE/Med 100, Hellenic Corporate Bond Price Index and Hellenic Corporate Bond Index closing prices refer to the previous trading day of 03/03/2023.

Note 2: The Hellenic Mid & Small Cap Index is a Customized index calculated by the Athens Exchange.

Analytic Figures for Athex Market's Boards and Categories

	Total Traded Securities	Main Market	Surveillance	Exchange Traded Funds (ETFs)
Totals	124	109	14	1
Gain / Lose / Same:	50 / 43 / 31	47 / 38 / 24	3 / 4 / 7	0 / 1 / 0
Athex Capitalisation (mill. €) **	74,233.95	73,823.01	410.94	
Daily Average Trans/ons Value(thou.€)	112,465.02	112,074.28	380.55	39.91
Transactions Value	132,812.30	132,555.51	217.17	39.61
Main Board:	118,177.85	117,921.07	217.17	39.61
Blocks Board 6_2_3:	14,634.45	14,634.45	0.00	0.00
Forced Sales Board:	0.00	0.00	0.00	0.00
Special Terms Board:	0.00	0.00	0.00	0.00
Daily Average Transactions Volume	46,857,572	45,399,577	1,464,994	1,596
Transactions Volume	49,650,162	48,517,002	1,131,640	1,520
Main Board:	44,606,961	43,473,801	1,131,640	1,520
Blocks Board 6_2_3:	5,043,201	5,043,201	0	0
Forced Sales Board:	0	0	0	0
Special Terms Board:	0	0	0	0
Daily Average Number of Trades	38,508	38,192	312	4
Number of Trades	45,084	44,869	202	13
Main Board:	45,069	44,854	202	13
Blocks Board 6_2_3:	15	15	0	0
Forced Sales Board:	0	0	0	0
Special Terms Board:	0	0	0	0

Trading Details by Athex Sectors and Financial Instruments (ETFs)

Code	Sectors	Gain / Lose / Same	Number of Trades	Transactions Volume	Transactions Value	% of Total Trans. Value
3010	- Banks	0 / 5 / 1	20,518	38,100,242	77,986,638.79	58.72%
5510	- Basic Resources	8 / 3 / 6	1,083	325,889	830,851.51	0.63%
5010	- Construction & Materials	6 / 6 / 1	2,463	1,051,264	3,405,593.49	2.56%
4020	- Consumer Products & Services	3 / 0 / 3	1,624	331,236	5,050,614.38	3.80%
6010	- Energy	3 / 1 / 0	2,424	307,392	4,599,857.61	3.46%
12000	- Financial Instruments	0 / 1 / 0	13	1,520	39,612.08	0.03%
3020	- Financial Services	1 / 0 / 3	710	3,522,015	1,361,872.61	1.03%
4510	- Food Beverage & Tobacco	2 / 4 / 1	361	85,489	1,145,406.11	0.86%
2010	- Health Care	2 / 1 / 0	138	84,364	38,722.04	0.03%
5020	- Industrial Goods & Service	8 / 4 / 7	3,926	1,554,117	9,619,414.92	7.24%
3030	- Insurance	1 / 0 / 0	9	1,080	3,986.14	0.00%
4030	- Media	0 / 1 / 0	53	21,573	11,360.24	0.01%
4520	- Personal Care, Drug & Grocery Stores	1 / 0 / 1	118	39,279	264,533.56	0.20%
3510	- Real Estate	3 / 4 / 2	946	286,259	1,361,871.34	1.03%
4040	- Retail	1 / 4 / 1	453	113,088	300,211.37	0.23%
1010	- Technology	5 / 3 / 1	902	296,624	1,051,185.17	0.79%
1510	- Telecommunications	1 / 1 / 0	2,430	630,092	8,836,097.85	6.65%
4050	- Travel & Leisure	3 / 3 / 3	2,390	851,972	6,175,316.30	4.65%
6510	- Utilities	2 / 2 / 1	4,523	2,046,667	10,729,155.45	8.08%

Top 10 best & worst performing Shares

Main Market					
With positive Price change	Closing price	change	With negative Price change	Closing price	change
INTERWOOD-XYLEMPORIA (CR)	0.267	4.71% #	ATTICA BANK S.A. (CR)	0.1242	-9.87% €
CPI SA (CR)	0.618	3.00% #	ELLAKTOR (CR)	2.065	-3.95% €
PAIRIS SA (CR)	1.04	2.97% #	AVE (CR)	0.526	-3.66% €
MOUZAKIS (CR)	0.73	2.82% #	NATIONAL BANK (CR)	5.05	-3.44% €
EPSILON NET (CR)	7.58	2.71% #	VARVERIS - MODA BAGNO SA (CR)	0.69	-2.82% €
ELVALHALCOR (CR)	1.74	2.59% #	ALPHA SERVICES HOLD (CR)	1.32	-2.58% €
LAVIPHARM SA (CR)	0.389	2.37% #	BANK OF GREECE (CR)	16.8	-2.33% €
CENERGY HOLDINGS (CB)	3.99	2.05% #	INTERCONTINENTAL (CR)	6.5	-1.52% €
ELINOIL S.A. (CR)	2.21	1.84% #	MOTODYNAMICS S.A. (CR)	2.72	-1.45% €
KORDELLOS BROS SA (CR)	0.568	1.79% #	ATTICA HOLDINGS (CR)	2.41	-1.23% €
With the highest Transactions Value	Value (thou. €)	change	With the highest Transactions Volume	Volume	change
PIRAEUS FINANCIAL HOLD (CR)	28,219.64	0.00% -	PIRAEUS FINANCIAL HOLD (CR)	13,549,746	0.00% -
NATIONAL BANK (CR)	22,827.30	-3.44% €	ALPHA SERVICES HOLD (CR)	11,208,989	-2.58% €
ALPHA SERVICES HOLD (CR)	14,943.12	-2.58% €	EUROBANK HOLDINGS (CR)	8,378,999	-1.17% €
EUROBANK HOLDINGS (CR)	11,599.78	-1.17% €	NATIONAL BANK (CR)	4,449,884	-3.44% €
OTE (CR)	8,832.59	-0.36% €	MARFIN INVESTMENT GROUP (CR)	3,364,627	0.00% -
MYTILINEOS (CR)	7,932.35	0.67% #	PPC (CR)	980,156	1.53% #
PPC (CR)	7,466.64	1.53% #	ADMIE (IPTO) HOLDING S.A. (CR)	955,836	-0.22% €
OPAP (CR)	5,009.31	-0.48% €	OTE (CR)	629,520	-0.36% €
JUMBO SA (CR)	4,631.06	0.00% -	ATTICA BANK S.A. (CR)	492,525	-9.87% €
MOTOR OIL (CR)	3,342.47	-0.98% €	INTRAKAT (CR)	374,982	-0.60% €

Note: Stocks that are not included in the "Under Supervision" category, and the transactions value is more than 10,000 €.

Derivatives Summary

	Number of Trades	Volume	Open Interest
Index Futures	503	2,279	8,318
FTSE/Athex Banks	5	31	544
FTSE/Athex Large Cap	498	2,248	7,774
Stock Futures	2,830	49,120	319,026
ADMIE (IPTO) HOLDING S.A. (CR)	28	373	15,180
AEGEAN AIRLINES (CR)	2	6	66
ALPHA SERVICES HOLD (CR)	469	17,542	124,125
AUTOHELLAS SA (CR)	2	5	94
AVAX S.A. (CR)	0	0	255
CC HBC AG (CR)	23	55	851
CENERGY HOLDINGS (CB)	32	185	6,781
ELLAKTOR (CR)	5	47	997
ELVALHALCOR (CR)	1	5	1,447
EUROBANK HOLDINGS (CR)	145	4,230	12,257
EYDAP S.A. (CR)	1	2	499
FOURLIS (CR)	18	21	1,517
GEK TERNA (CR)	28	143	8,034
HELLENIC EXCHANGES-A.S.E. (CR)	63	235	4,040
HELLENIQ ENERGY (CR)	79	236	1,795
INTRACOM HOLDINGS (CR)	28	86	5,156
INTRAKAT (CR)	23	128	6,549
JUMBO SA (CR)	16	49	1,121
LAMDA DEVELOPMENT SA (CR)	51	106	5,907
MARFIN INVESTMENT GROUP (CR)	4	370	2,908
MOTOR OIL (CR)	12	24	780
MYTILINEOS (CR)	125	509	2,479
NATIONAL BANK (CR)	340	4,439	10,892
OPAP (CR)	50	443	2,679
OTE (CR)	228	1,120	13,064
P.P.A. S.A. (CR)	2	3	459
PIRAEUS FINANCIAL HOLD (CR)	553	15,998	45,498
PPC (CR)	416	2,532	28,926
QUEST HOLDINGS (CR)	0	0	124
TERNA ENERGY (CR)	41	64	8,080
TITAN CEMENT (CB)	13	30	777
VIOHALCO SA/NV (CB)	32	134	5,689
Index Options	14	82	972
FTSE/Athex Large Cap	14	82	972
Stock Options	3	63	1,681
ALPHA SERVICES HOLD (CR)	1	3	0
NATIONAL BANK (CR)	0	0	835
OPAP (CR)	0	0	4
OTE (CR)	0	0	79
PIRAEUS FINANCIAL HOLD (CR)	0	0	40
PPC (CR)	2	60	723
Total Derivatives Traded	3,350	51,544	329,997

Number of Outstanding Securities	Nominal Value	Dividends [1]			Date of Last Coupon Dividend [2]		Note	Shares	Closing price	% change	Previous closing price/date	Open price	Price min	Price max	Last price	Avg price	Last Bid [7]	Last Ask [7]	P/E after tax	Year	Volume	Trades	Transactions Value[8]	Company Mkt Value (thou. €)	Year low	Year high	Sector[4]
----------------------------------	---------------	---------------	--	--	----------------------------------	--	------	--------	---------------	----------	-----------------------------	------------	-----------	-----------	------------	-----------	--------------	--------------	---------------	------	--------	--------	-----------------------	-----------------------------	----------	-----------	------------

Main Market - High Liquidity Class

2,348,908,567	0.290	---	---	---	07/04/2008	18/04/2017	---	ALPHA SERVICES HOLD (CR)	1.32	-2.58	€ 1.355	06/03/2023	1.33	1.31	1.364	1.32	1.333	27184@1.32	2000@1.33	---	---	11,208,989	5,266	14,943,119.47	3,100,559.31	1.0015	1.513	30101010	
16,862,067	1.00	---	---	---		27/01/2023	---	AUSTRIACARD (CB)	13.42	---	---	---	---	---	---	---	---	---	---	---	---	---	---	---	226,288.94	13.42	13.42	10101010	
48,624,764	0.080	0.23	0.46	---	08/04/2022	05/12/2022	---	AUTOHELLAS SA (CR)	11.86	---	---	11.86	06/03/2023	11.84	11.4	11.86	11.86	11.701	385@11.76	1000@11.90	---	---	31,574	222	369,440.86	576,689.70	10.06	12.56	40201040
190,162,681	---	---	---	---		07/12/2016	---	CENERGY HOLDINGS (CB)	3.99	2.05	₪ 3.91	06/03/2023	3.88	3.8	4.03	3.99	3.922	3000@3.96	30@3.99	---	---	246,025	610	964,843.48	758,749.10	3.015	4.18	50202010	
372,086,095	6.70	0.64	0.71	---	07/07/2022	29/04/2013	---	CC HBC AG (CR)	24.17	-0.08	€ 24.19	06/03/2023	23.92	23.67	24.43	24.17	24.022	19@24.15	600@24.20	---	---	42,233	263	1,014,527.76	8,993,320.92	21.54	24.66	45101020	
3,710,677,508	0.220	---	---	---	02/05/2008	20/05/2019	---	EUROBANK HOLDINGS (CR)	1.39	-1.17	€ 1.4065	06/03/2023	1.4065	1.354	1.4065	1.39	1.384	23889@1.39	423954@1.39	---	---	8,378,999	3,620	11,599,775.88	5,157,841.74	1.0495	1.4935	30101010	
52,131,944	1.00	---	0.1102	---	30/06/2022	23/07/2019	---	FOURLIS (CR)	3.58	-0.56	€ 3.6	06/03/2023	3.6	3.5	3.625	3.58	3.565	55@3.55	145@3.58	---	---	59,095	291	210,688.39	186,632.36	3.26	3.99	40401010	
305,635,185	2.18	0.1	0.1	0.3	11/01/2023	01/10/2003	---	HELLENIQ ENERGY (CR)	7.9	0.51	₪ 7.86	06/03/2023	7.8	7.63	8.1	7.9	7.825	35@7.89	730@7.97	---	---	158,119	956	1,237,304.41	2,414,517.96	6.93	8.68	60101020	
136,059,759	0.880	0.77	0.77	---	09/12/2022	05/03/2014	---	JUMBO SA (CR)	20	---	---	20	06/03/2023	19.8	19.54	20.44	20	19.984	365@19.99	617@20.06	---	---	231,742	1,272	4,631,057.83	2,721,195.18	15.61	20.44	40203045
176,736,715	0.300	---	---	---	30/05/2007	27/11/2019	---	LAMDA DEVELOPMENT SA (CR)	6.21	0.81	₪ 6.16	06/03/2023	6.1	6.1	6.235	6.21	6.192	160@6.18	547@6.22	---	---	176,234	702	1,091,205.26	1,097,535.00	5.57	6.6	35101010	
939,510,748	0.100	---	---	---	26/04/2007	29/08/2014	---	MARFIN INVESTMENT GROUP (CR)	0.217	---	---	0.217	06/03/2023	0.217	0.217	0.2175	0.217	0.2130318970@0.217	431600@0.218	---	---	3,364,627	158	730,133.01	203,873.83	0.0329	0.28	30202000	
107,222,688	0.440	---	(0.5667)	---	17/06/2022	16/03/2022	---	QUEST HOLDINGS (CR)	5.08	-1.17	€ 5.14	06/03/2023	5.16	5.05	5.16	5.08	5.09	300@5.07	1000@5.14	---	---	30,928	145	157,429.97	544,691.26	4.72	5.46	10101010	
78,325,475	---	---	---	---		23/07/2019	---	TITAN CEMENT (CB)	14.54	-0.41	€ 14.6	06/03/2023	14.5	14.24	14.66	14.54	14.503	73@14.52	654@14.54	---	---	77,326	726	1,121,456.66	1,138,852.41	12.04	16	50101030	
259,189,761	0.02	0.1	---	---	03/06/2022	26/02/2016	---	VIOHALCO SAINV (CB)	4.46	1.59	₪ 4.39	06/03/2023	4.38	4.295	4.48	4.46	4.394	2@4.45	128@4.46	---	---	113,267	442	497,709.25	1,155,986.33	4.03	4.86	55102015	
232,000,000	2.12	0.1069	0.0854	0.0682	29/08/2022	19/06/2017	---	ADMIE (IPTO) HOLDING S.A. (CR)	1.844	-0.22	€ 1.848	06/03/2023	1.83	1.83	1.88	1.844	1.856	3000@1.84	4000@1.85	12.24	2021	955,836	756	1,774,109.31	427,808.00	1.69	2.035	65101015	
90,167,100	0.500	---	---	---	03/06/2019	24/05/2021	---	AEGEAN AIRLINES (CR)	7.2	0.70	₪ 7.15	06/03/2023	6.98	6.95	7.2	7.2	7.088	429@7.15	4787@7.20	---	---	111,189	632	788,063.94	649,203.12	5.27	7.64	40501010	
103,423,291	0.570	---	---	---	01/08/2011	06/09/2022	---	GEK TERNA (CR)	11.44	-0.35	€ 11.48	06/03/2023	11.38	11.08	11.54	11.44	11.361	72@11.42	206@11.46	---	---	85,946	484	976,468.48	1,183,162.45	10.9	12.62	50101010	
382,000,000	2.48	---	---	---	20/07/2015	12/12/2001	---	PPC (CR)	7.645	1.53	₪ 7.53	06/03/2023	7.38	7.34	7.8	7.645	7.618	837@7.64	50@7.65	---	---	980,156	2,843	7,466,636.79	2,920,390.00	6.6	8.48	65101015	
914,715,153	1.00	---	---	---	16/05/2008	29/08/2018	---	NATIONAL BANK (CR)	5.05	-3.44	€ 5.23	06/03/2023	5.23	5.05	5.23	5.05	5.13	6265@5.05	22000@5.06	---	---	4,449,884	4,678	22,827,299.63	4,619,311.52	3.746	5.528	30101010	
375,241,586	0.390	0.01	0.03	---	30/05/2022	14/07/2006	---	ELVALHALCOR (CR)	1.74	2.59	₪ 1.696	06/03/2023	1.698	1.67	1.744	1.74	1.711	99@1.73	394@1.74	---	---	134,517	368	230,167.50	652,920.36	1.598	1.894	55102015	
348,192,005	0.040	---	---	---	05/07/2011	16/07/2021	---	ELLAKTOR (CR)	2.065	-3.95	€ 2.15	06/03/2023	2.08	2.06	2.145	2.065	2.115	3000@2.06	3000@2.09	---	---	233,067	396	493,031.25	719,016.49	1.706	2.455	50101010	
106,500,000	0.600	---	0.28	---	05/09/2022	13/09/2021	---	EYDAP S.A. (CR)	6.88	1.78	₪ 6.76	06/03/2023	6.88	6.74	6.95	6.88	6.847	38@6.84	1@6.90	---	---	41,959	321	287,293.60	732,720.00	6.57	7.34	65102030	
110,782,980	0.750	---	0.9054	0.4058	21/11/2022	04/11/2013	---	MOTOR OIL (CR)	24.16	-0.98	€ 24.4	06/03/2023	24.14	23.62	24.2	24.16	24.031	215@24.10	285@24.16	---	---	139,088	1,425	3,342,471.08	2,676,516.80	21.62	25.82	60101020	
142,891,161	0.970	0.378	0.4341	---	24/06/2022	07/07/2017	---	MYTILINEOS (CR)	24.18	0.67	₪ 24.02	06/03/2023	23.8	23.32	24.48	24.18	23.96	2800@24.16	195@24.20	---	---	331,073	2,451	7,932,348.02	3,455,108.27	19.94	25.64	50203000	
25,000,000	2.00	0.4	0.628	---	25/07/2022	08/08/2003	---	P.P.A. S.A. (CR)	18.28	0.77	₪ 18.14	06/03/2023	18.14	17.74	18.34	18.28	18.138	60@18.12	120@18.30	12.43	2021	13,750	256	249,402.66	457,000.00	15.86	19	50206060	
363,341,859	0.300	0.55	0.6	0.3	19/10/2022	29/07/2022	---	OPAP (CR)	14.56	-0.48	€ 14.63	06/03/2023	14.32	14.32	14.6	14.56	14.499	4472@14.56	2945@14.57	---	---	345,494	1,572	5,009,313.65	5,290,257.47	13.02	15.3	40501020	
433,664,596	2.83	0.6879	0.8231	---	01/07/2022	18/06/1998	---	OTE (CR)	13.96	-0.36	€ 14.01	06/03/2023	13.98	13.9	14.16	13.96	14.031	2872@13.95	235@14.01	---	---	629,520	2,415	8,832,586.23	6,053,957.76	13.9	15.73	15102015	
1,250,367,223	0.930	---	---	---	16/05/2008	14/04/2021	---	PIRAEUS FINANCIAL HOLD (CR)	2.1	---	---	2.1	06/03/2023	2.06	2.02	2.15	2.1	2.083	140@2.10	8795@2.11	---	---	13,549,746	6,640	28,219,638.55	2,625,771.17	1.43	2.449	30101010
69,877,484	0.780	0.2239	0.1493	---	03/06/2022	13/06/2018	---	GR. SARANTIS S.A. (CR)	6.99	0.58	₪ 6.95	06/03/2023	6.93	6.93	7.13	6.99	6.994	1908@6.98	84@7.01	---	---	37,061	106	259,208.48	488,443.61	6.48	8	45201020	
115,855,090	0.300	0.3407	0.3411	---	04/07/2022	05/03/2020	---	TERNA ENERGY (CR)	18.9	-0.05	€ 18.91	06/03/2023	18.69	18.41	18.91	18.9	18.701	180@18.76	1002@18.90	---	---	63,196	578	1,181,823.88	2,189,661.20	18.24	21.04	65101010	

Main Market - Medium Liquidity Class

13,126,020	0.660	0.0837	0.1163	---	22/06/2022	04/09/2020	---	AS COMPANY SA (CR)	2.23	-0.45	€	2.24	06/03/2023	2.19	2.19	2.24	2.23	2.198	125@2.22	526@2.24	---	---	6,091	13	13,387.08	29,271.02	2.02	2.38	40401030
3,114,144	0.360	0.1558	0.3427	---	14/06/2022	02/06/2020	---	ALPHA TRUST (CR)	5.15	---	---	5.15	06/03/2023	5.2	5.05	5.2	5.15	5.124	250@5.00	100@5.20	---	---	1,866	24	9,561.10	16,037.84	4.32	5.3	30202010
215,805,843	0.300	0.05	---	---	30/12/2021	15/11/2022	---	ATTICA HOLDINGS (CR)	2.41	-1.23	€	2.44	06/03/2023	2.41	2.4	2.48	2.41	2.42	2200@2.40	3010@2.43	---	---	94,151	72	227,880.67	520,092.08	1.865	2.5	40501015
1,495,678,391	0.070	---	---	---	04/06/2008	22/11/2021	---	ATTICA BANK S.A. (CR)	0.1242	-9.87	€	0.1378	06/03/2023	0.1242	0.1242	0.1242	0.1242	0.124	---	2074703@0.124	---	---	492,525	81	61,171.61	185,763.26	0.0708	0.325	30101010
35,764,593	2.10	0.06	0.075	---	26/04/2022	25/11/2019	---	BRIQ PROPERTIES (CR)	2.02	0.50	₪	2.01	06/03/2023	2.01	2	2.03	2.02	2.009	1200@2.01	1615@2.03	---	---	22,630	37	45,454.39	72,244.48	1.9	2.11	35102030
101,123,806	0.360	---	---	---	22/07/2010	28/06/2011	---	CENTRIC HOLDINGS (CR)	0.29	1.04	₪	0.287	06/03/2023	0.287	0.28	0.29	0.29	0.286	300@0.286	3081@0.290	---	---	37,186	47	10,636.84	29,325.90	0.28	0.333	40203040

Number of Outstanding Securities	Nominal Value	Dividends [1]			Date of Last Coupon		Note	Shares	Closing price	% change	Previous closing		Open price	Price min	Price max	Last price	Avg price	Last Bid [7]	Last Ask [7]	P/E after tax	Year	Volume	Trades	Transactions Value[8]	Company Mkt Value (thou. €)	Year low	Year high	Sector[4]	
		2020	2021	2022	Dividend [2]	Right					price/date																		
784,500	10.00	---	0.3	---	24/05/2022	31/07/2018	---	CNL CAPITAL (CR)	7.5	---	7.5	06/03/2023	---	---	---	---	---	100@7.40	100@7.50	17.27	2021	---	---	---	5,883.75	7.4	8	30202010	
10,104,300	0.300	---	---	---	06/10/2005	13/02/2002	---	CPI SA (CR)	0.618	3.00	P	0.6	06/03/2023	0.616	0.6	0.626	0.618	0.62	50@0.600	5490@0.618	---	---	19,890	29	12,333.21	6,244.46	0.56	0.722	10102030
18,680,300	0.050	---	---	---	06/07/2022		---	DIMAND (CR)	13	-0.38	E	13.05	06/03/2023	13.2	12.8	13.2	13	12.954	420@12.80	1366@13.00	---	---	6,994	49	90,596.90	242,843.90	12.6	14.9	35101010
54,200,000	0.075	---	0.035	---	19/07/2022	23/11/2021	---	EPSILON NET (CR)	7.58	2.71	P	7.38	06/03/2023	7.56	7.36	7.58	7.58	7.476	3000@7.38	262@7.58	---	---	65,037	254	486,239.38	410,836.00	6.2	7.58	10101015
40,134,921	0.400	---	---	---	30/08/1993	05/12/2022	---	IDEAL HOLDINGS (CR)	3.88	-0.26	E	3.89	06/03/2023	3.88	3.83	3.92	3.88	3.886	200@3.87	84@3.88	---	---	31,347	110	121,825.78	155,723.49	3.38	4.07	10102030
20,578,374	0.620	0.09	0.0853	---	21/06/2022	18/05/2015	---	INFORM P. LYKOS (CR)	2.56	0.79	P	2.54	06/03/2023	2.58	2.5	2.58	2.56	2.541	145@2.55	535@2.56	---	---	2,965	25	7,535.10	52,680.64	2.06	2.69	50205030
83,600,000	0.880	---	---	---	03/07/2007	23/09/2022	---	INTRACOM HOLDINGS (CR)	1.838	1.55	P	1.81	06/03/2023	1.798	1.796	1.858	1.838	1.834	3660@1.84	800@1.86	---	---	103,233	191	189,299.62	153,656.80	1.778	2.12	10101010
160,523,985	0.300	---	---	---	12/08/2008	30/12/2022	---	INTRAKAT (CR)	1.67	-0.60	E	1.68	06/03/2023	1.654	1.634	1.676	1.67	1.659	650@1.66	63430@1.67	---	---	374,982	399	622,103.51	268,075.05	1.366	1.788	50101010
167,868,482	0.300	---	---	---	20/08/2007	28/11/2022	---	LAVIPHARM SA (CR)	0.389	2.37	P	0.38	06/03/2023	0.38	0.371	0.392	0.389	0.382	2500@0.382	2710@0.390	---	---	80,506	96	30,720.05	65,300.84	0.366	0.48	20103015
4,740,000	0.860	---	---	---	14/03/2003		---	LOGISMOS S.A. (CR)	1.035	---	1.035	06/03/2023	---	---	---	---	---	200@0.970	335@1.03	---	2021	---	---	---	4,905.90	0.946	1.1	10101015	
17,120,280	0.940	0.06	0.06	---	27/06/2022	02/08/2019	---	LOULIS FOOD (CR)	2.6	0.77	P	2.58	06/03/2023	2.52	2.46	2.6	2.6	2.563	155@2.54	1124@2.60	---	---	8,875	41	22,746.80	44,512.73	2.39	2.82	45102020
4,419,616	1.58	---	---	0.1131	01/03/2023	04/03/2015	---	MEDICON S.A (CR)	3.62	-4.23	E	3.78	06/03/2023	3.7	3.62	3.78	3.62	3.684	91@3.62	543@3.78	---	---	902	12	3,323.21	15,999.01	3.45	4.15	20102010
468,700		2.24	3.42	---	03/05/2022	21/05/2004	---	MERMEREN KOMB. A.D. PR. (GDR)	46	-3.77	E	47.8	06/03/2023	47.8	44.4	48	47.8	46.028	42@45.00	28@47.60	1.45	2021	86	8	3,958.40	21,560.20	43.4	59	55102000
10,500,000	0.950	---	---	---	24/06/2008	22/07/2022	---	MEVACO SA (CR)	3	---	3	06/03/2023	3	3	3	3	3	150@2.96	550@3.00	16.26	2021	450	2	1,350.00	31,500.00	2.52	3.22	55102015	
87,127,162	0.500	---	---	---	21/05/2008	28/07/2021	---	PREMIA (CR)	1.2	0.42	P	1.195	06/03/2023	1.19	1.19	1.225	1.2	1.203	1000@1.20	900@1.21	---	---	60,986	93	73,365.31	104,552.59	1.07	1.36	35101010
24,377,795	0.230	---	---	---	27/06/2022	08/06/2022	---	PROFILE SA (CR)	2.815	-0.18	E	2.82	06/03/2023	2.815	2.79	2.82	2.815	2.804	60@2.81	150@2.82	---	---	14,965	76	41,965.28	68,623.49	2.73	3.18	10101010
27,345,120	0.280	---	---	---	18/07/2005	26/02/2014	---	QUALITY & RELIABILITY SA (CR)	0.514	---	0.514	06/03/2023	0.51	0.51	0.522	0.514	0.515	1300@0.516	8730@0.522	---	---	19,992	39	10,288.17	14,055.39	0.465	0.6	10101010	
57,434,884	1.31	---	---	---	05/06/2008	12/06/2009	---	REDS S.A. (CR)	2.61	-2.25	E	2.67	06/03/2023	2.69	2.61	2.69	2.61	2.669	10@2.59	421@2.61	---	---	99	7	264.27	149,905.05	2.3	3	35101010
6,456,530	1.08	0.0804	0.12	---	14/07/2022	02/08/2010	---	SPACE HELLAS SA (CR)	6.2	1.97	P	6.08	06/03/2023	6.12	6.12	6.2	6.2	6.139	100@6.14	36@6.20	---	---	572	15	3,511.62	40,030.49	5.28	6.74	15101010
15,627,315	0.290	---	---	---	16/11/1992	30/11/2022	---	UNIBIOS (CR)	0.644	---	0.644	06/03/2023	0.63	0.621	0.644	0.644	0.632	1000@0.640	2080@0.644	---	---	37,868	73	23,918.29	10,063.99	0.62	0.719	50204000	
144,321,516	0.300	---	---	---	01/07/2011	22/01/2020	---	AVAX S.A. (CR)	0.838	0.96	P	0.83	06/03/2023	0.83	0.81	0.844	0.838	0.836	92@0.834	990@0.838	---	---	85,815	127	71,770.25	120,941.43	0.761	1	50101010
32,413,681	0.370	---	---	---	15/07/2009	11/05/2000	---	ALUMIL (CR)	2.2	---	2.2	06/03/2023	2.24	2.16	2.24	2.2	2.201	100@2.17	900@2.20	---	---	11,192	39	24,630.32	71,310.10	1.986	2.54	55102035	
3,534,269	3.44	(0.4452)	0.6908	---	16/12/2022	19/07/2022	---	ANDROMEDA SA (CR)	6.3	---	6.3	06/03/2023	6.4	6.2	6.5	6.3	6.365	20@6.15	342@6.30	3.27	2021	2,446	23	15,568.50	22,265.89	6.05	6.9	30204000	
18,810,000	0.400	---	---	---	08/07/2010	14/11/2007	---	VARVERIS - MODA BAGNO SA (CR)	0.69	-2.82	E	0.71	06/03/2023	0.684	0.67	0.694	0.69	0.683	1000@0.682	1200@0.692	---	---	29,849	56	20,399.22	12,978.90	0.62	0.8	40401025
24,060,000	0.300	0.035	0.055	---	12/04/2022	01/07/2019	---	GEN. COMMERCIAL & IND.SA (CR)	1.24	---	1.24	06/03/2023	1.245	1.21	1.245	1.24	1.221	454@1.21	485@1.24	10.20	2021	628	7	766.85	29,834.40	1.175	1.33	50205010	
15,878,748	0.480	---	---	---	10/07/2006	22/03/2004	---	DOMIKI KRITIS SA (CR)	0.798	0.25	P	0.796	06/03/2023	0.798	0.798	0.798	0.798	0.798	500@0.754	1600@0.796	---	---	35	1	27.93	12,671.24	0.74	0.85	50101010
34,720,000	0.310	---	---	---	16/06/2010	01/08/2007	---	DROMEAS SA (CR)	0.347	2.36	P	0.339	06/03/2023	0.339	0.339	0.347	0.347	0.34	738@0.341	4@0.347	---	---	12,239	8	4,156.03	12,047.84	0.3	0.389	40202015
11,250,000	0.520	---	0.0405	---	01/08/2022	09/11/2015	---	EKTER SA (CR)	1.43	0.35	P	1.425	06/03/2023	1.425	1.41	1.47	1.43	1.451	700@1.42	1000@1.46	---	---	21,230	54	30,809.00	16,087.50	1.41	1.69	50101010
18,410,839	1.00	0.027	0.262	---	24/08/2022	10/09/2010	---	ELASTRON (CR)	2.57	0.39	P	2.56	06/03/2023	2.51	2.5	2.6	2.57	2.529	79@2.57	500@2.58	---	---	10,433	88	26,388.18	47,315.86	2.21	2.82	55102010
19,864,886	5.60	0.672	0.672	---	05/05/2022	02/07/2008	---	BANK OF GREECE (CR)	16.8	-2.33	E	17.2	06/03/2023	17.05	16.35	17.1	16.8	16.699	35@16.70	1072@16.80	---	---	20,099	233	335,633.65	333,730.08	16.35	18	30101010
60,348,000	0.420	0.07	0.1515	---	08/06/2022	04/08/2021	---	HELLENIC EXCHANGES-A.S.E. (CR)	3.97	0.51	P	3.95	06/03/2023	3.9	3.845	4.05	3.97	3.963	1500@3.97	500@4.00	---	---	153,076	505	606,610.00	239,581.56	3.09	4.525	30202015
26,730,187	0.520	0.08	0.1	---	29/06/2022	01/08/2017	---	ELTON SA (CR)	2.28	-0.87	E	2.3	06/03/2023	2.3	2.22	2.33	2.28	2.263	588@2.24	654@2.28	---	---	30,643	98	69,358.71	60,944.83	2.08	2.44	50205010
30,000,000	0.050	0.06	0.09	---	13/05/2022	11/06/2020	---	ENTERSOFT (CR)	4.05	1.25	P	4	06/03/2023	4.17	3.99	4.17	4.05	4.065	1894@3.99	362@4.12	---	---	6,433	38	26,152.28	121,500.00	3.76	4.24	10101015
363,																													

Number of Outstanding Securities	Nominal Value	Dividends [1]			Date of Last Coupon Dividend [2]		Note	Shares	Closing price	% change	Previous closing price/date	Open price	Price min	Price max	Last price	Avg price	Last Bid [7]	Last Ask [7]	P/E after tax	Year	Volume	Trades	Transactions Value[8]	Company Mkt Value (thou. €)	Year low	Year high	Sector[4]
18,567,912	0.590	0.12	0.12	---	06/07/2022	26/01/2021	---	INTERLIFE G.C.I.(CR)	3.72	1.09 P	3.68 06/03/2023	3.74	3.66	3.74	3.72	3.691	500@3.66	791@3.72	4.44	2021	1,080	9	3,986.14	69,072.63	3.6	3.98	30302025
8,424,900	0.500	---	---	---	12/07/2010	04/07/2019	---	INTERTECH SA (CR)	1.1	2.80 P	1.07 06/03/2023	1.065	1.065	1.13	1.1	1.086	15@1.09	79@1.10	70.74	2021	3,285	28	3,567.70	9,267.39	1.01	1.185	50205010
19,804,134	0.150	---	---	---	01/07/2004	06/11/2017	---	KEKROPS SA (CR)	1.25	--- γ	1.25 06/03/2023	---	---	---	---	---	120@1.21	700@1.25	---	2021	---	---	---	24,755.17	0.903	1.4	35101010
40,219,218	0.260	---	---	---	29/08/2022	10/06/2019	---	KLOUKINAS - LAPPAS SA (CR)	0.952	0.21 P	0.95 06/03/2023	0.952	0.946	0.952	0.952	0.95	8398@0.946	7928@0.952	---	---	32,061	39	30,446.31	38,288.70	0.5	0.96	50101010
21,224,340	0.420	0.0035	0.02	---	06/09/2022	25/04/2006	---	KORDELLOS BROS SA (CR)	0.568	1.79 P	0.558 06/03/2023	0.57	0.55	0.57	0.568	0.564	500@0.558	1500@0.572	2.78	2021	26,960	37	15,216.44	12,055.43	0.462	0.7	55102010
33,065,136	0.380	0.2	0.2001	---	18/08/2022	16/09/2013	---	KRI-KRI S.A. (CR)	6.34	1.28 P	6.26 06/03/2023	6.32	6.28	6.34	6.34	6.295	4500@6.28	10@6.36	15.87	2021	12,237	27	77,029.96	209,632.96	6.08	6.7	45102020
18,017,472	0.360	---	---	---	09/09/2022	28/08/2017	---	KTIMA KOSTAS LAZARIDIS SA (CR)	1.73	-1.14 €	1.75 06/03/2023	1.73	1.72	1.73	1.73	1.729	2000@1.65	785@1.73	---	---	9,500	9	16,423.35	31,170.23	1.55	1.78	45101015
7,595,160	0.600	---	---	---	10/09/2019	18/08/2010	---	KIRIAKOULIS SHIPPING SA (CR)	1.135	-1.30 €	1.15 06/03/2023	1.14	1.12	1.15	1.135	1.137	18@1.14	4824@1.15	---	---	1,965	18	2,235.18	8,620.51	1	1.265	40501015
5,939,268	0.620	---	---	---	10/07/2003	03/01/2002	---	LANAKAM SA (CR)	0.99	--- γ	0.99 06/03/2023	---	---	---	---	---	590@0.894	65@0.988	---	---	---	---	---	5,879.88	0.716	1.16	40401020
9,819,370	0.500	---	---	---	14/08/2007	09/01/2004	---	MATHIOS REFRACTORY SA (CR)	0.77	2.67 P	0.75 06/03/2023	0.76	0.76	0.78	0.78	0.771	1000@0.725	60@0.775	---	---	410	4	316.15	7,560.91	0.565	0.885	55101000
29,250,000	0.360	0.02	0.0401	---	21/06/2022	25/04/2019	---	MOTODYNAMICS S.A. (CR)	2.72	-1.45 €	2.76 06/03/2023	2.7	2.7	2.76	2.72	2.728	13@2.72	5548@2.76	---	---	14,426	70	39,358.12	79,560.00	2.04	3.1	40401030
32,188,050	1.04	---	---	---	21/07/2008	20/01/2000	---	MOUZAKIS (CR)	0.73	2.82 P	0.71 06/03/2023	0.748	0.71	0.748	0.73	0.737	30@0.714	500@0.740	---	---	16,225	31	11,959.74	23,497.28	0.684	0.806	55101020
43,200,000	1.00	---	0.0824	---	07/09/2022	14/06/2022	---	MPLE KEDROS (CR)	2.25	--- γ	2.25 06/03/2023	2.25	2.24	2.25	2.25	2.25	250@2.25	700@2.26	---	---	15,650	29	35,207.50	97,200.00	2.19	2.29	35102000
4,971,466	1.46	---	---	---	04/07/2007	08/10/2003	---	PAIRIS SA (CR)	1.04	2.97 P	1.01 06/03/2023	1	1	1.055	1.04	1.014	500@1.00	995@1.04	---	---	9,980	12	10,116.55	5,170.32	0.83	1.18	50203030
27,098,594	0.540	0.07	0.05	0.0201	05/12/2022	14/01/2021	---	PAPOUTSANIS (CR)	2.4	--- γ	2.4 06/03/2023	2.47	2.39	2.47	2.39	2.401	91@2.39	206@2.40	---	---	2,218	12	5,325.08	65,036.63	2.28	2.51	45201020
7,070,400	0.930	0.1081	0.3242	---	17/06/2022	06/05/2016	---	PETROPOULOS PETROS (CR)	6.26	--- γ	6.26 06/03/2023	6.3	6.24	6.42	6.26	6.331	430@6.14	295@6.26	---	---	11,100	55	70,270.76	44,260.70	5.9	6.54	50206015
22,075,665	0.330	0.05	0.1	---	21/06/2022	23/11/2021	---	PLAISIO COMPUTERS SA (CR)	4.58	--- γ	4.58 06/03/2023	4.58	4.58	4.58	4.58	4.58	68959@4.58	---	---	---	3,522	19	16,130.76	101,106.55	4.58	4.6	40401010
43,741,452	0.660	0.16	0.2723	0.0698	30/01/2023	01/11/1999	---	THRACE PLASTICS SA (CR)	4.1	-0.37 €	4.115 06/03/2023	4.11	4.01	4.13	4.1	4.093	1378@4.10	2368@4.12	---	---	26,333	190	107,776.21	179,339.95	3.96	4.68	50203015
21,912,599	0.300	---	---	---	11/04/2011	23/02/2007	---	REVOIL (CR)	1.34	1.52 P	1.32 06/03/2023	1.32	1.32	1.35	1.34	1.338	200@1.32	201@1.33	---	---	2,350	17	3,143.50	29,362.88	1.21	1.5	60101020
13,582,223	1.35	---	---	---	24/06/2008	02/02/2016	---	SIDMA STEEL (CR)	2.52	0.80 P	2.5 06/03/2023	2.47	2.45	2.53	2.53	2.499	250@2.48	1388@2.53	---	---	5,210	29	13,021.28	34,227.20	1.85	2.85	55102010
40,693,350	5.00	---	---	---	03/07/2006	26/05/2015	---	TECHNICAL OLYMPIC SA (CR)	2.15	0.94 P	2.13 06/03/2023	2.1	2.08	2.17	2.15	2.136	39@2.12	1394@2.15	---	---	16,495	73	35,233.82	87,490.70	1.76	2.41	40202010
3,048,000	0.300	---	---	---	06/07/2007	01/06/2021	---	TZIRAKIAN PROFIL (CR)	1.935	-0.26 €	1.94 06/03/2023	1.94	1.91	1.94	1.935	1.926	352@1.91	860@1.94	2.09	2021	588	4	1,132.28	5,897.88	1.76	2.22	55102010
10,203,575	0.730	---	---	---	16/07/2007	18/10/1999	---	FIERATEX SA (CR)	0.45	3.45 P	0.435 06/03/2023	0.449	0.43	0.45	0.45	0.45	890@0.420	1560@0.449	5.30	2021	4,760	8	2,140.92	4,591.61	0.4	0.499	55101020
8,340,750	1.16	---	---	---	25/06/2009	17/09/2018	---	HAIDEMENOS SA (CR)	0.545	-0.91 €	0.55 06/03/2023	0.505	0.505	0.545	0.545	0.524	34@0.540	81@0.545	20.19	2021	50	5	26.20	4,545.71	0.452	0.6	50205030

Main Market - Low Liquidity Class

14,000,000	4.15	---	3.42	---	14/09/2022	29/06/1999	---	ALPHA REAL ESTATE SA(CR)	8.4	-3.89 €	8.74 06/03/2023	8.26	8.26	8.58	8.4	8.424	180@8.40	20@8.44	---	---	974	18	8,205.36	117,600.00	6.68	9.22	35101015
151,654,947	0.040	---	---	---	01/07/2008	21/02/2020	---	AVE (CR)	0.526	-3.66 €	0.546 06/03/2023	0.528	0.522	0.54	0.526	0.527	300@0.524	500@0.534	---	---	21,573	53	11,360.24	79,770.50	0.506	0.586	40301010
11,795,024	0.540	0.087	0.136	---	04/07/2022	30/08/2019	---	FLEXOPACK SA (CR)	8.8	--- γ	8.8 06/03/2023	---	---	---	---	---	6@8.65	60@8.80	---	---	---	---	---	103,796.21	7.45	8.8	50203030
10,500,000	4.00	0.37	0.29	---	31/05/2022	02/08/2016	---	INTERCONTINENTAL (CR)	6.5	-1.52 €	6.6 06/03/2023	6.6	6.45	6.6	6.5	6.515	50@6.50	500@6.75	---	---	2,670	9	17,395.25	68,250.00	6.3	6.85	35102000
151,532,467	0.500	0.01	0.02	---	22/07/2022	10/06/2020	---	TRASTOR REAL EST. INV. CO.(CR)	1.12	--- γ	1.12 06/03/2023	---	---	---	---	---	2000@1.07	2150@1.11	---	---	---	---	---	169,716.36	0.965	1.14	35102000
15,300,000	0.300	---	---	---	30/07/2009	13/12/1999	---	ATTICA PUBLICATIONS SA (CR)	0.388	--- γ	0.388 06/03/2023	---	---	---	---	---	---	40@0.350	---	---	---	---	---	5,936.40	0.3	0.39	40301030
23,986,500	1.05	---	---	---	26/06/2009	15/03/2000	---	BIOKARPET S.A.(CR)	1.78	--- γ	1.78 06/03/2023	1.78	1.76	1.84	1.8	1.776	60@1.79	340@1.80	---	---	2,156	14	3,827.99	42,695.97	1.5	2.08	50101035
6,325,000	0.600	---	0.19	---	04/07/2022	17/02/2014	---	VOYATZOGLOU (CR)	2.14	--- γ	2.14 06/03/2023	2.14	2.14	2.14	2.14	2.14	1028@2.08	1013@2.14	---	---	100	1	214.00	13,535.50	1.97	2.32	50205010
15,000,000	0.300	---	---	---	06/07/2007	18/07/2000	---	DAIOS PLASTICS SA (CR)	3.14	--- γ	3.14 06/03/2023	---	---	---	---	---	50@2.96	2050@3.14	---	---	---	---	---	47,100.00	2.98	3.52	50203015
13,673,200	0.880	---	---	---	18/07/2008	26/07/2001	---	EVROFARMA SA (CR)	0.808	--- γ	0.808 06/03/2023	---	---	---	---	---	250@0.764	950@0.820	---	---	---	---	---	11,047.95	0.684	0.876	45102020
3,307,500	0.210	---	---	---	11/08/2010	30/11/2022	---	ELVE SA (CR)	5	--- γ	5 06/03/2023	---	---	---	---	---	192@4.82	95@5.00	---	---	---	---	---	16,537.50	4.62	5.2	40204020
60,295,607	0.240	---	---	---	09/07/2007	01/07/2021	---	ELGEKA SA (CR)	0.429	--- γ	0.429 06/03/2023	---	---	---	---	---	600@0.401	1458@0.428	---	---	---	---	---	25,866.82	0.38	0.459	45201010
23,828,130	0.500	---	0.0737	---	18/07/2022	17/02/2009	---	ELINOIL S.A. (CR)	2.21	1.84 P	2.17 06/03/2023	2.14	2.13	2.21	2.21	2.162	250@2.16	530@2.21	---	---	7,835	26	16,938.62	52,660.17	1.82	2.5	60101020

Number of Outstanding Securities	Nominal Value	Dividends [1]			Date of Last Coupon		Note	Shares	Closing price	% change	Previous closing price/date	Open price	Price min	Price max	Last price	Avg price	Last Bid [7]	Last Ask [7]	P/E after tax	Year	Volume	Trades	Transactions Value[8]	Company Mkt Value (thou. €)	Year low	Year high	Sector[4]
		2020	2021	2022	Dividend [2]	Right																					
86,735,980	0.310	---	---	---	06/07/2009	18/08/2022	---	ATHENS MEDICAL CENTER SA (CR)	1.61	0.94 P	1.595 06/03/2023	1.555	1.555	1.61	1.61	1.583	15@1.58	3701@1.61	---	---	2,956	30	4,678.78	139,644.93	1.4	1.8	20101025
2,760,000	11.83	9.4	11	---	14/06/2022	16/07/1990	---	KARELIA (CR)	310	--- γ	310 06/03/2023	310	310	310	310	310	3@310.00	3@318.00	---	---	32	4	9,920.00	855,600.00	288	318	45103010
6,700,000	0.800	0.179	0.047	---	24/08/2022	29/05/2014	---	MILLS KEPENOS (CR)	2.3	-1.71 E	2.34 06/03/2023	2.3	2.3	2.3	2.3	2.3	50@2.16	15@2.30	23.24	2021	212	1	487.60	15,410.00	2.06	2.54	45102020
11,510,102	0.890	---	---	---	24/06/2005	06/10/1999	---	NAFPAKTOS TEXTILE (CR)	1.03	--- γ	1.03 06/03/2023	1.015	1.015	1.03	1.03	1.018	425@1.02	50@1.05	---	---	1,150	6	1,171.00	11,855.41	0.97	1.23	55101020
6,200,000	0.500	---	---	---	22/06/2010	01/11/1995	---	MINERVA KNITWEAR (CR)	0.525	--- γ	0.525 06/03/2023	---	---	---	---	---	400@0.474	23@0.515	---	---	---	---	---	3,255.00	0.414	0.585	40204020
21,364,000	1.12	---	---	---	29/07/2019	10/08/2005	---	LAMPASA HOTEL SA (CR)	23	0.88 P	22.8 06/03/2023	23	23	23	23	23	134@23.00	100@23.80	---	---	74	3	1,702.00	491,372.00	20.6	24	40501025
8,321,682	0.670	---	---	---	17/08/2007	23/11/1999	---	N. LEVENTERIS (CR)	0.34	--- γ	0.34 06/03/2023	---	---	---	---	---	---	500@0.330	---	2021	---	---	---	3,503.46	0.22	0.364	50202010
2,160,524	0.670	---	---	---	03/12/2018	23/11/1999	---	N. LEVENTERIS (PR)	0.312	--- γ	0.312 06/03/2023	0.282	0.282	0.282	0.282	0.282	720@0.282	---	---	2021	280	1	78.96	3,503.46	0.218	0.32	50202010
6,340,000	0.600	0.134	0.17	0.1	09/12/2022	12/01/2023	---	NAKAS MUSIC	2.36	0.86 P	2.34 06/03/2023	2.36	2.36	2.36	2.36	2.36	1500@2.16	20@2.40	---	---	105	4	247.80	14,962.40	2.16	2.7	40401030
10,080,000	3.00	1.42	1.5	---	27/04/2022	27/08/2001	---	TPA SA (CR)	25	0.40 P	24.9 06/03/2023	24.9	24.9	25	25	24.98	32@24.70	2@24.80	---	---	25	2	624.50	252,000.00	22.7	26.1	50206060
27,379,200	0.980	---	---	---	03/07/2020	29/08/2022	---	CRETE PLASTICS SA (CR)	16	--- γ	16 06/03/2023	15.8	15.8	16	16	15.995	100@15.50	29@16.40	---	---	6,452	4	103,202.00	438,067.20	14.7	16.8	50203015
255,494,534	2.71	0.352	0.279	0.11	14/12/2022	30/09/2021	---	PRODEA (CR)	8.6	--- γ	8.6 06/03/2023	8.05	8.05	8.05	8.05	8.05	128@8.05	2221@8.20	---	---	22	2	177.10	2,197,252.99	7.3	8.6	35102000
4,181,450	0.500	---	---	---	21/08/2000	05/03/2002	---	FLOUR MILLS SARANTOPOULOS SA	1.28	--- γ	1.28 06/03/2023	---	---	---	---	---	100@1.16	970@1.25	---	---	---	---	---	5,352.26	1.07	1.5	45102020

Exchange Traded Funds (ETFs)

906,928	---	---	---	---	15/06/2016	---	ALPHA ETF FTSE Athex Large Cap	26.4	-0.75 E	26.6 06/03/2023	27.4	25.66	27.4	26.4	26.061	10@24.00	108@28.00	---	---	1,520	13	39,612.08	---	22.5	27.79	12003
---------	-----	-----	-----	-----	------------	-----	--------------------------------	------	----------------	-----------------	------	-------	------	------	--------	----------	-----------	-----	-----	-------	----	-----------	-----	------	-------	-------

Surveillance

356,314,416	0.060	---	---	---	07/07/2010	21/09/2017	5160	FRIGOGLASS SA (CR)	0.0785	-19.90 E	0.098 02/03/2023	0.0785	0.0785	0.0785	0.0785	---	---	3624216@0.079	---	---	813,105	55	63,828.74	27,970.68	0.0785	0.158	50204000
65,326,268	0.530	---	---	---	04/07/2007	19/07/2006	4750	SATO SA (CR)	0.04	--- γ	0.04 06/03/2023	0.0445	0.0445	0.0445	0.0445	0.045	6200@0.033	2000@0.044	---	---	2,000	2	89.00	2,613.05	0.021	0.069	40202015
13,191,620	0.620	---	---	---	04/08/2010	09/09/2002	5232	YALCO - CONSTANTINOU (CR)	0.248	--- γ	0.248 06/03/2023	---	---	---	---	---	2000@0.202	1327@0.240	---	---	---	---	---	3,271.52	0.175	0.28	40202020
13,000,000	1.00	---	---	---	01/08/2007	07/04/2000	5093	AKRITAS SA (CR)	0.468	-20.00 E	0.585 06/03/2023	0.505	0.468	0.505	0.468	0.471	982@0.468	362@0.545	---	---	540	10	254.20	6,084.00	0.46	0.67	50101035
221,519,681	0.300	---	---	---	02/07/2008	28/02/2011	4957	ANEK LINES SA (CR)	0.24	1.70 P	0.236 06/03/2023	0.24	0.238	0.24	0.24	0.24	9000@0.238	89333@0.240	---	---	122,950	23	29,468.34	54,131.57	0.177	0.248	40501015
312,163	0.300	---	---	---	02/07/2008	28/02/2011	4959	ANEK LINES SA (PR, Issue '90)	0.072	--- γ	0.072 06/03/2023	0.072	0.072	0.072	0.072	0.072	66600@0.086	---	---	---	14	1	1.01	54,131.57	0.072	0.086	40501015
2,969,713	0.300	---	---	---	02/07/2008	28/02/2011	4958	ANEK LINES SA (PR, Issue '96)	0.318	--- γ	0.318 06/03/2023	0.256	0.256	0.256	0.256	0.256	599@0.256	85@0.330	---	---	185	3	47.36	54,131.57	0.173	0.37	40501015
6,330,002	0.300	---	---	---	25/06/2002	15/03/2019	5162	VARVARESSOS (CR)	0.24	--- γ	0.24 06/03/2023	---	---	---	---	---	---	3@0.192	---	2021	---	---	---	1,519.20	0.16	0.25	55101020
17,579,754	4.16	---	---	---	18/08/2006	02/08/2010	---	BIOTER SA (CR)	0.31	3.33 P	0.3 06/03/2023	0.276	0.276	0.31	0.31	0.305	300@0.308	1697@0.310	---	---	1,855	7	566.55	5,449.72	0.21	0.398	50101010
54,654,600	0.050	---	---	---	01/07/1998	30/12/2022	5275	VIS SA (CR)	0.177	0.57 P	0.176 06/03/2023	0.177	0.177	0.177	0.177	0.177	1490@0.161	2950@0.177	---	2021	2,000	2	354.00	9,673.86	0.149	0.378	50203030
3,961,300	1.28	---	---	---	29/06/2004	03/08/2000	5248	DUROS SA (CR)	0.25	--- γ	0.25 06/03/2023	---	---	---	---	---	1240@0.200	3000@0.300	---	2021	---	---	---	990.33	0.2	0.298	40204020
51,754,364	0.300	---	---	---	23/12/2003	24/01/2007	5197	SELECTED TEXT. IND. ASSOC (CR)	0.155	--- γ	0.155 06/03/2023	0.169	0.166	0.169	0.166	0.167	498@0.149	1082@0.162	---	---	350	4	58.55	8,021.93	0.11	0.202	55101020
371,337,000	0.300	---	---	---	30/05/2013	01/07/2022	---	INTRALOT (CR)	0.67	--- γ	0.67 06/03/2023	0.655	0.655	0.67	0.67	0.663	1100@0.660	556@0.670	---	---	175,950	66	116,604.15	248,795.79	0.575	0.765	40501020
7,125,216	0.650	---	---	---	01/07/2005	14/12/1999	4955	KRE.KA SA (CR)	0.344	-20.00 E	0.43 06/03/2023	0.428	0.344	0.428	0.344	0.344	---	3124@0.344	---	2021	12,400	16	4,270.64	2,451.07	0.17	0.43	45102010
7,734,375	1.00	---	---	---	09/07/2007	07/01/2011	5266	LIVANIS SA (CR)	0.12	--- γ	0.12 06/03/2023	---	---	---	---	---	---	31@0.144	---	---	---	---	---	928.13	0.12	0.18	40301030
15,842,391	1.51	---	---	---	15/07/2009	12/05/2000	5141	BITROS HOLDING SA (CR)	0.62	--- γ	0.62 06/03/2023	0.6	0.6	0.6	0.6	0.6	1000@0.540	2925@0.620	---	---	150	1	90.00	9,822.28	0.408	0.82	55102010
24,319,250	0.300	---	---	---	09/07/2002	04/07/2007	5165	PROODEFTIKH SA (CR)	0.5	--- γ	0.5 06/03/2023	---	---	---	---	---	300@0.450	4945@0.500	---	---	---	---	---	12,159.63	0.42	0.6	50101010
28,438,268	0.070	---	---	---	21/08/2006	24/11/1999	5253	SPIROY AGRICULTURE SA (CR)	0.22	--- γ	0.22 06/03/2023	---	---	---	---	---	1000@0.200	1500@0.240	---	---	---	---	---	6,256.42	0.15	0.23	45102010
766,000	1.00	---	---	---	01/07/2004	11/12/2012	5193	TRIA ALFA SA (CR)	10.9	-8.40 E	11.9 06/03/2023	11	10.9	11	10.9	10.974	10@10.00	8@10.90	84.77	2021	135	11	1,481.50	10,799.40	7.6	16.9	55101020
245,000	1.00	---	---	---	19/07/2010	11/12/2012	5194	TRIA ALFA SA (PR)	10	--- γ	10 06/03/2023	10	10	10	10	10	17@8.30	270@11.80	77.77	2021	6	1	60.00	10,799.40	3.8	12.6	55101020

Number of Outstanding Securities	Nominal Value	Dividends [1]			Date of Last Coupon		Note	Shares	Closing price	% change	Previous closing		Open price	Price min	Price max	Last price	Avg price	Last Bid [7]	Last Ask [7]	P/E after tax	Year	Volume	Trades	Transactions Value[8]	Company Mkt Value (thou. €)	Year low	Year high	Sector[4]	
		2020	2021	2022	Dividend [2]	Right					price/date	price/date																	
Suspension Status																													
5,867,311	0.300	---	---	---	11/08/2010	28/04/2017	5243	DIONIC (CR)	0.11	---	↘	0.11	30/06/2020	---	---	---	---	---	---	---	---	---	---	---	645.40	0.11	0.11	50205010	
66,948,210	0.300	---	---	---	22/09/2015	22/09/2015	5179	FOLLI FOLLIE (CR)	4.8	---	↘	4.8	24/05/2018	---	---	---	---	---	---	---	---	---	---	---	321,351.41	4.8	4.8	40401030	
12,417,000	0.310	---	---	---	27/08/2019	28/08/2017	5233	MLS MULTIMEDIA SA (CR)	0.57	---	↘	0.57	12/05/2020	---	---	---	---	---	---	---	---	---	---	---	7,077.69	0.57	0.57	10101015	
33,301,715	0.320	---	---	---	27/06/2003	08/07/2009	5241	AEGEK (CR)	0.035	---	↘	0.035	25/06/2020	---	---	---	---	---	---	---	---	---	---	---	1,165.56	0.035	0.035	50101010	
4,737,503	0.320	---	---	---	22/06/2005	22/09/2015	5115	VARANGIS AVEPE S.A. (CR)	0.11	---	↘	0.11	02/03/2022	---	---	---	---	---	---	---	---	---	---	---	521.13	0.11	0.11	40202015	
7,085,888	1.59	---	---	---	02/07/1996	06/09/2010	5216	ELVIEMEK (CR)	2.6	---	↘	2.6	30/09/2019	---	---	---	---	---	---	---	---	---	---	---	18,423.31	2.6	2.6	35101010	
25,179,640	0.600	---	---	---	08/08/1994	19/09/2000	5191	PALAI OI OINOI NAOUSIS (CR)	0.026	---	↘	0.026	01/10/2018	---	---	---	---	---	---	---	---	---	---	---	742.45	0.026	0.026	45101015	
1,540,000	0.600	---	---	---	08/08/1994	19/09/2000	5192	PALAI OI OINOI NAOUSIS (PR)	0.057	---	↘	0.057	01/10/2018	---	---	---	---	---	---	---	---	---	---	---	742.45	0.057	0.057	45101015	

Shares' Notes

Code	Note text
()	- Adjusted dividends.
*	- Last adjusted closing price.
[1]	- Net dividends.
[2]	- The "Date of Last Coupon" for New listings refers to the date company's stocks started to trade in Athex
[3]	- The Company Market Value is referred to the number of outstanding shares
[4]	- Sectors codification can be found in Appendix A
[5]	- The Market Value refers to the total number of shares listed (including their several classes) in the exchange by the company.
[6]	- P/E greater than 100
[7]	- Last view of the Order Book before the end of the trading session
[8]	- All Blocks Methods' Transactions Value are included.
4750	- Transfer to the Under Surveillance Category from 8/4/2011.
4955	- Transfer to the Surveillance Category as from 5/4/2013.
4957	- Transfer to the Surveillance Category as from 5/4/2013.
4958	- Transfer to the Surveillance Category as from 5/4/2013.
4959	- Transfer to the Surveillance Category as from 5/4/2013.
5093	- Transfer to the Surveillance Category as of 8/4/2015.
5115	- Transfer to the Surveillance Category as of 15/04/2016.
5141	- Transfer to the Surveillance Category as of 10/05/2017.
5160	- Transfer to the Surveillance Category as of 15/04/2016.
5162	- Transfer to the Under Supervision Category as of 21/12/2009.
5165	- Transfer to the Surveillance Category as of 15/02/2018.
5179	- Suspension of trading as of 25/05/2018.
5191	- Suspension of trading as of 02/10/2018.
5192	- Suspension of trading as of 02/10/2018.
5193	- Transfer to the Surveillance Category as of 25/10/2018.
5194	- Transfer to the Surveillance Category as of 25/10/2018.
5197	- Transfer to the Surveillance Category as of 07/11/2018.
5216	- Suspension of trading as of 01/10/2019.
5232	- Transfer to the Under Surveillance Category from 08/04/2011.
5233	- Suspension of trading as of 13/05/2020.
5241	- Suspension of trading as of 26/06/2020.
5243	- Suspension of trading as of 01/07/2020.
5248	- Transfer to the Surveillance Category as of 06/09/20116.
5253	- Transfer to the Surveillance Category as of 14/5/2021.
5266	- Suspension of trading as of 04/05/2022.
5275	- Transfer to the Surveillance Category as of 09/07/2020.

Securities Blocks Details

Securities	Block Volume	Price	Block Trade Value	Time of approval	Note
EUROBANK HOLDINGS (CR)	300,000	1.36	408,900.00	11:14:07	20
ALPHA SERVICES HOLD (CR)	300,000	1.33	398,400.00	11:22:38	20
OTE (CR)	25,000	14.02	350,500.00	11:38:23	20
PIRAEUS FINANCIAL HOLD (CR)	250,000	2.06	515,000.00	12:20:27	20
JUMBO SA (CR)	20,926	20.00	418,520.00	13:16:44	20
NATIONAL BANK (CR)	284,000	5.18	1,471,120.00	13:24:32	20
EUROBANK HOLDINGS (CR)	300,000	1.39	416,250.00	13:47:02	20
NATIONAL BANK (CR)	200,000	5.13	1,026,000.00	14:24:10	20
PIRAEUS FINANCIAL HOLD (CR)	250,000	2.08	519,750.00	14:34:33	20
NATIONAL BANK (CR)	100,000	5.16	515,800.00	16:17:42	20
EPSILON NET (CR)	9,201	7.66	70,479.66	16:49:58	18
JUMBO SA (CR)	28,665	19.89	570,146.85	17:03:32	20
PPC (CR)	76,070	7.54	573,567.80	17:04:32	20
NATIONAL BANK (CR)	899,339	5.13	4,610,011.71	17:11:23	20
EUROBANK HOLDINGS (CR)	2,000,000	1.39	2,770,000.00	17:11:56	20

Blocks Notes

- 9 - Method 6-1 / Special Fees
- 10 - Method 6-1 / Special Fees, SDS
- 14 - Method 6-3 / Settlement, Incomplete Buy and Sell
- 18 - Method 6-2 / SPOT 1
- 19 - Method 6-2 / SPOT 2
- 20 - Method 6-1 and Method 6-1 Same Day Settlement
- 21 - Other Pre-agreed

Shares Rights Details

Occured date	Exercise from	Exercise until	Trading until	Rights	Price min	Price max	Closing price	Last Bid	Last Ask	Volume	Trades	Transactions Value
-----------------	------------------	-------------------	------------------	--------	--------------	--------------	------------------	----------	----------	--------	--------	-----------------------

No Rights Transactions.

Forced Sales Details

Securities	Category of Security	Transactions Volume	Number of Trades	Transactions Value	Note
No Forced Transactions.					

Forced Sales Notes

- 1 - Compulsory Public Forced Sales
- 2 - Forced Sales of Fixed Registered Shares
- 3 - Forced Sales of Remaining Fractional Shares

Exchange Traded Funds (ETFs) Characteristics

	Transactions Date (T)	Creation / Redemption	Units (T-1)	New Units (T-1)	Redemption Units (T-1)	Units (T) [1]	Fund Assets [2]	Net Unit Price	Dividend per Unit	Dividend Date
ALPHA ETF FTSE Athex Large Cap	07/03/2023	5,000	906,928	---	---	906,928	24,108,270.00	26.5823	0.52	01/07/2022

ETFs Notes

[1] - Units (T) = Units (T-1) + New Units (T-1) - Redemption Units (T-1)

[2] - The Creation / Redemption Units of T-1 are included.

Non Convertible Corporate Bonds - Regulated Market

Num Listed Bonds	Nominal price	Issue price	Today's Rate	Exp. Date	Duration (years)	Note	Coupon		Trading Unit	Corporate Bonds	Accrued Int.	Yield.T.Mat	Price min	Price max	Closing price	Previous closing price/date	Volume	Transactions Value	Last order		ear min	Year max		
							Common	Preffered											Price	Buy / Sell			Date	
100,000	1,000.00	1,000.00	2.95	11/02/2027	5	---	3	---	1	SAFE BULKERS PARTICIPATIONS PLC (Non Convertible)	1.9667	5.2520	91.8500	91.8500	91.8500	91.8000	06/03/2023	11,000	10,125.13	91.1000	B	37/03/2023	91.7400	96.3000
320,000	1,000.00	1,000.00	3.40	21/07/2027	7	---	6	---	1	LAMDA DEVELOPMENT S.A. (Non Convertible)	4.2500	4.6380	93.4000	93.9999	93.9000	93.9900	06/03/2023	17,000	16,007.25	92.0500	B	37/03/2023	92.0100	95.5000
200,000	1,000.00	1,000.00	2.10	27/10/2027	7	---	5	---	1	O.P.A.P. S.A. (Non Convertible)	7.7583	3.5960	93.2500	93.9499	93.2500	93.1500	06/03/2023	12,000	11,290.10	93.1500	B	37/03/2023	92.3100	95.4000
200,000	1,000.00	1,000.00	1.90	23/03/2028	7	---	4	---	1	MOTOR OIL CORINTH REFINERIES SA (Non Convertible)	8.8139	4.2360	89.4990	89.4990	89.4990	88.9030	06/03/2023	5,000	4,519.02	88.9000	B	37/03/2023	88.2500	90.5000
100,000	1,000.00	1,000.00	2.70	25/05/2026	5	---	4	---	1	COSTAMARE PARTICIPATIONS PLC (Non Convertible)	7.8000	3.9940	95.7000	95.7000	95.7000	95.7000	06/03/2023	1,000	964.80	95.0000	B	37/03/2023	92.1400	97.0000
300,000	1,000.00	1,000.00	2.30	20/07/2028	7	---	4	---	1	PRODEA REIC S.A.(Non Convertible)	3.0667	5.9630	83.8100	84.0000	84.0000	84.0000	06/03/2023	7,000	5,897.67	83.8200	B	37/03/2023	82.0100	85.8000
150,000	1,000.00	1,000.00	2.65	22/10/2026	5	---	3	---	1	CPLP SHIPPING HOLDINGS PLC (Non Convertible)	10.0111	4.3010	94.2500	94.5000	94.2500	94.5000	06/03/2023	35,000	33,342.89	94.0000	B	37/03/2023	92.5500	96.0000
250,000	1,000.00	1,000.00	2.45	16/11/2028	7	---	3	---	1	ELVALHALCOR S.A. (Non Convertible)	7.6903	5.0090	87.8000	88.0000	87.8000	87.0160	06/03/2023	37,000	32,793.24	87.5500	B	37/03/2023	85.6375	91.0000
500,000	1,000.00	1,000.00	2.75	03/07/2027	7	---	6	---	1	GEK TERNA S.A. (Non Convertible)	4.9653	5.0610	89.8000	90.6500	90.3500	90.7000	06/03/2023	112,000	101,566.66	90.1500	B	37/03/2023	86.8000	91.0000
300,000	1,000.00	1,000.00	2.30	14/12/2028	7	---	3	---	1	GEK TERNA S.A. (Non Convertible)	5.4306	5.4550	85.3000	85.3000	85.3000	85.1130	06/03/2023	2,000	1,716.86	85.3000	B	37/03/2023	83.5000	87.4500
175,000	1,000.00	1,000.00	3.40	26/07/2024	5	---	8	---	1	ATTICA HOLDINGS S.A. (Non Convertible)	3.9667	4.7980	97.3000	97.5000	97.3667	97.4010	06/03/2023	3,000	2,932.90	97.3100	B	37/03/2023	97.2993	98.5000
230,000	1,000.00	1,000.00	4.70	12/07/2029	7	---	2	---	1	LAMDA DEVELOPMENT S.A. (Non convertible)	7.3111	4.5580	99.9990	100.0000	99.9997	99.9500	06/03/2023	12,000	12,087.69	99.0500	B	37/03/2023	98.0000	101.0000
100,000	1,000.00	1,000.00	4.40	26/07/2029	7	---	2	---	1	CPLP SHIPPING HOLDINGS PLC (Non Convertible)	5.1333	4.2160	100.3500	100.3500	100.3500	99.1000	03/03/2023	1,000	1,008.63	98.7000	B	37/03/2023	97.8784	100.8000
200,000	1,000.00	1,000.00	3.60	12/03/2026	7	---	8	---	1	AEGEAN AIRLINES S.A. (Non Convertible)	17.8000	3.9750	96.5300	97.4000	97.4000	97.5000	06/03/2023	5,000	4,941.61	97.2000	B	37/03/2023	95.6301	98.6000
150,000	1,000.00	1,000.00	2.60	22/10/2026	7	---	7	---	1	TERNA ENERGY FINANCE S.A. (Non Convertible)	9.8222	4.2490	---	---	---	93.5500	03/03/2023	---	---	92.7100	B	37/03/2023	92.5000	95.7400
100,000	1,000.00	1,000.00	2.80	25/01/2027	5	---	3	---	1	PREMIA S.A. (Non Convertible)	3.3444	5.4030	88.6002	90.9825	90.9825	91.0000	06/03/2023	4,000	3,581.21	88.8100	B	37/03/2023	88.0202	92.5100
120,000	1,000.00	1,000.00	3.95	04/04/2025	7	---	10	---	1	GEK TERNA S.A. (Non Convertible)	17.1167	3.5690	98.7000	99.5000	99.3667	99.5000	02/03/2023	36,000	36,388.20	98.8000	B	37/03/2023	98.6807	99.8000
90,000	1,000.00	1,000.00	3.00	11/05/2023	5	---	10	---	1	CORAL A.E. (Non Convertible)	9.8333	7.4460	---	---	---	99.0130	03/03/2023	---	---	99.2000	B	37/03/2023	99.0110	100.2000

Corporate Bonds Notes

Transactions Volume = (Pieces) * (Nominal Price). Transactions Value = (Pieces) * (Nominal Price) * (price %) + (Accrued interest).
The price of a Bond is stated as a percentage (%) of Bond's Nominal Price.
Nominal Price in Euros (€), except if it is noted differently.

Non Convertible Corporate Bonds - Regulated Market

Num Listed Bonds	Nominal price	Issue price	Today's Rate	Exp. Date	Duration (years)	Note	Coupon		Trading Unit	Corporate Bonds	Accrued Int.	Yield.T.Mat	Price min	Price max	Closing price	Previous closing price/date	Volume	Transactions Value	Last order		ear min	Year max		
							Common	Preffered											Price	Buy / Sell			Date	
20,148	1,000.00	1,000.00	4.95	26/06/2023	5	---	10	---	1	B&F COMM. & GARM. INDUS. S.A. (Non Convertible)	9.9000	4.0050	---	---	---	100.0000	02/03/2023	---	---	98.0300	B	37/03/2023	100.0000	100.6899
120,000	1,000.00	1,000.00	2.65	06/12/2028	7	---	3	---	1	NOVAL PROPERTY REIC (Non Convertible)	6.8458	5.5230	86.5000	87.1400	86.5001	86.8020	06/03/2023	47,000	41,155.71	86.0000	B	37/03/2023	84.3700	90.8700

Corporate Bonds Notes

Transactions Volume = (Pieces) * (Nominal Price). Transactions Value = (Pieces) * (Nominal Price) * (price %) + (Accrued interest).
The price of a Bond is stated as a percentage (%) of Bond's Nominal Price.
Nominal Price in Euros (€), except if it is noted differently.

Government Bonds

Number Listed Bonds	Nominal price	Today's Rate	Accrued Interest Calc	Exp. Date [1]	Duration (years)	Note	Coupons Date	Curr. coupon value	Trading Unit	Government Bonds	Price min	Price max	Closing price	Previous closing price/date	Volume	Transactions Value	Price	Last order Buy / Sell	Date
4,500,000	1,000.00	1.88	Actual/Actual	04/02/2035	15	---	04/02	1.88	1	GGB-FXD-040235-15Y-1.875-1.000	---	---	---	---	---	---	---	---	---
2,500,000	1,000.00	3.45	Actual/Actual	02/04/2024	5	---	02/04	3.45	1	GGB-FXD-020424-05Y-3.450-1.000	---	---	---	---	---	---	---	---	---
6,000,000	1,000.00	0.75	Actual/Actual	18/06/2031	10	---	18/06	0.75	1	GGB-FXD-180631-10Y-0.750-1.000	---	---	---	---	---	---	---	---	---
5,962,747,327	1.00	3.75	Actual/Actual	30/01/2028	10	---	/02 - 01/02 - 31/	3.75	1	GGB-FXD-300128-10Y-3.750-1.00	---	---	---	85.4610 13/07/2018	---	---	1.0000	B	28/11/2018
7,067,309,386	1.00	3.90	Actual/Actual	30/01/2033	15	---	/02 - 01/02 - 31/	3.90	1	GGB-FXD-300133-15Y-3.900-1.00	---	---	---	78.6730 13/07/2018	---	---	1.0000	B	28/11/2018
5,472,848,349	1.00	4.00	Actual/Actual	30/01/2037	19	---	/02 - 01/02 - 31/	4.00	1	GGB-FXD-300137-19Y-4.000-1.00	---	---	---	77.0370 13/07/2018	---	---	1.0000	B	28/11/2018
5,276,770,669	1.00	4.20	Actual/Actual	30/01/2042	24	---	/02 - 01/02 - 31/	4.20	1	GGB-FXD-300142-24Y-4.200-1.00	---	---	---	77.7640 13/07/2018	---	---	1.0000	B	28/11/2018
48,794,718	1.00	4.30	Actual/Actual	24/02/2024	12	---	24/02	4.30	1	GGB-FXD-240224-12Y-2.000-1.00	---	---	---	10.0000 22/06/2015	---	---	---	---	---
40,248,141	1.00	4.30	Actual/Actual	24/02/2025	13	---	24/02	4.30	1	GGB-FXD-240225-13Y-2.000-1.00	---	---	---	10.0000 22/06/2015	---	---	---	---	---
59,586,043	1.00	4.30	Actual/Actual	24/02/2026	14	---	24/02	4.30	1	GGB-FXD-240226-14Y-2.000-1.00	---	---	---	10.0000 22/06/2015	---	---	---	---	---
41,118,344	1.00	4.30	Actual/Actual	24/02/2027	15	---	24/02	4.30	1	GGB-FXD-240227-15Y-2.000-1.00	---	---	---	10.0000 22/06/2015	---	---	---	---	---
45,137,734	1.00	4.30	Actual/Actual	24/02/2028	16	---	24/02	4.30	1	GGB-FXD-240228-16Y-2.000-1.00	---	---	---	10.0000 22/06/2015	---	---	---	---	---
61,768,888	1.00	4.30	Actual/Actual	24/02/2029	17	---	24/02	4.30	1	GGB-FXD-240229-17Y-2.000-1.00	---	---	---	10.0000 22/06/2015	---	---	---	---	---
54,567,744	1.00	4.30	Actual/Actual	24/02/2030	18	---	24/02	4.30	1	GGB-FXD-240230-18Y-2.000-1.00	---	---	---	10.0000 22/06/2015	---	---	---	---	---
37,541,515	1.00	4.30	Actual/Actual	24/02/2031	19	---	24/02	4.30	1	GGB-FXD-240231-19Y-2.000-1.00	---	---	---	10.0000 22/06/2015	---	---	---	---	---
37,558,317	1.00	4.30	Actual/Actual	24/02/2032	20	---	24/02	4.30	1	GGB-FXD-240232-20Y-2.000-1.00	---	---	---	10.0000 22/06/2015	---	---	---	---	---
37,473,732	1.00	4.30	Actual/Actual	24/02/2033	21	---	24/02	4.30	1	GGB-FXD-240233-21Y-2.000-1.00	---	---	---	10.0000 22/06/2015	---	---	---	---	---
33,888,293	1.00	4.30	Actual/Actual	24/02/2034	22	---	24/02	4.30	1	GGB-FXD-240234-22Y-2.000-1.00	---	---	---	10.0000 22/06/2015	---	---	---	---	---
35,177,800	1.00	4.30	Actual/Actual	24/02/2035	23	---	24/02	4.30	1	GGB-FXD-240235-23Y-2.000-1.00	---	---	---	10.0000 22/06/2015	---	---	---	---	---
35,547,268	1.00	4.30	Actual/Actual	24/02/2036	24	---	24/02	4.30	1	GGB-FXD-240236-24Y-2.000-1.00	---	---	---	10.0000 22/06/2015	---	---	---	---	---
40,246,306	1.00	4.30	Actual/Actual	24/02/2037	25	---	24/02	4.30	1	GGB-FXD-240237-25Y-2.000-1.00	---	---	---	10.0000 22/06/2015	---	---	---	---	---
37,643,952	1.00	4.30	Actual/Actual	24/02/2038	26	---	24/02	4.30	1	GGB-FXD-240238-26Y-2.000-1.00	---	---	---	10.0000 22/06/2015	---	---	---	---	---
36,977,100	1.00	4.30	Actual/Actual	24/02/2039	27	---	24/02	4.30	1	GGB-FXD-240239-27Y-2.000-1.00	---	---	---	10.0000 22/06/2015	---	---	---	---	---
41,615,000	1.00	4.30	Actual/Actual	24/02/2040	28	---	24/02	4.30	1	GGB-FXD-240240-28Y-2.000-1.00	---	---	---	10.0000 22/06/2015	---	---	---	---	---
42,227,208	1.00	4.30	Actual/Actual	24/02/2041	29	---	24/02	4.30	1	GGB-FXD-240241-29Y-2.000-1.00	---	---	---	10.0000 22/06/2015	---	---	---	---	---
68,288,487	1.00	4.30	Actual/Actual	24/02/2042	30	---	24/02	4.30	1	GGB-FXD-240242-30Y-2.000-1.00	---	---	---	10.0000 22/06/2015	---	---	---	---	---
4,000,000	1,000.00	3.88	Actual/Actual	12/03/2029	10	---	12/03	3.88	1	GGB-FXD-120329-10Y-3.875-1.000	---	---	---	---	---	---	100.0000	B	15/10/2019
4,500,000	1,000.00	0.00	Actual/Actual	12/02/2026	5	---	12/02	0.00	1	GGB-FXD-120226-05Y-0.000-1.000	---	---	---	---	---	---	---	---	---
3,000,000	1,000.00	3.38	Actual/Actual	15/02/2025	7	---	15/02	3.38	1	GGB-FXD-150225-07Y-3.375-1.000	---	---	---	---	---	---	---	---	---
250,250	1,000.00	2.90	Actual/Actual	20/03/2023	4	---	20/03	2.90	1	GGB-FXD-200323-04Y-2.900-1.000	---	---	---	---	---	---	---	---	---
964,000	1,000.00	3.25	Actual/Actual	20/03/2025	6	---	20/03	3.25	1	GGB-FXD-200325-06Y-3.250-1.000	---	---	---	---	---	---	---	---	---
2,100,000	1,000.00	3.55	Actual/Actual	20/03/2026	7	---	20/03	3.55	1	GGB-FXD-200326-07Y-3.550-1.000	---	---	---	---	---	---	---	---	---
40,000	1,000.00	2.18	FLR Actual/360	16/09/2023	1	---	16/03 - 16/09	---	1	GGB-FLT-160923-01Y-2.178-1.000	---	---	---	---	---	---	---	---	---
5,500,000	1,000.00	1.50	Actual/Actual	18/06/2030	10	---	18/06	1.50	1	GGB-FXD-180630-10Y-1.500-1.000	---	---	---	---	---	---	---	---	---

Government Bonds Notes

Transactions Volume = (Pieces) * (Nominal Price). Transactions Value = (Pieces) * (Nominal Price) * (price %) + (Accrued interest).

The Value of current coupon for the issues with NV 0.01 euro refers to NV 100 euros

FLR: Floating Interest Rate.

[1] - The Expiration Date of the interest bearing period and the Date for coupon payment.

Government Bonds

Number Listed Bonds	Nominal price	Today's Rate	Accrued Interest Calc	Exp. Date [1]	Duration (years)	Note	Coupons Date	Curr. coupon value	Trading Unit	Government Bonds	Price min	Price max	Closing price	Previous closing price/date	Volume	Transactions Value	Price	Last order Buy / Sell	Date
5,364,250	1,000.00	3.25	Actual/Actual	20/03/2050	30	---	20/03	3.25	1	GGB-FXD-200350-30Y-3.250-1.000	---	---	---	---	---	---	---	---	---
3,924,361	1,000.00	2.00	Actual/Actual	22/04/2027	7	---	22/04	2.00	1	GGB-FXD-220427-07Y-2.000-1.000	---	---	---	---	---	---	99.9000	B	22/04/2020
2,500,000	1,000.00	1.88	Actual/Actual	23/07/2026	7	---	23/07	1.88	1	GGB-FXD-230726-07Y-1.875-1.000	---	---	---	---	---	---	---	---	---
3,500,000	1,000.00	4.25	Actual/Actual	15/06/2033	10	---	15/06	4.25	1	GGB-FXD-150633-10Y-4.250-1.000	---	---	---	---	---	---	---	---	---
3,500,000	1,000.00	1.88	Actual/Actual	24/01/2052	30	---	24/01	1.88	1	GGB-FXD-240152-30Y-1.875-1.000	---	---	---	---	---	---	---	---	---
3,700,000	1,000.00	1.75	Actual/Actual	18/06/2032	10	---	18/06	1.75	1	GGB-FXD-180632-10Y-1.750-1.000	---	---	---	---	---	---	---	---	---
2,200,000	1,000.00	1.13	FLR Actual/360	15/12/2027	5	---	- 15/12 - 15/03 -	---	1	GGB-FLT-151227-05Y-1.130-1.000	---	---	---	---	---	---	102.1600	B	30/12/2022

Government Bonds Notes

Transactions Volume = (Pieces) * (Nominal Price). Transactions Value = (Pieces) * (Nominal Price) * (price %) + (Accrued interest).
The Value of current coupon for the issues with NV 0.01 euro refers to NV 100 euros
FLR: Floating Interest Rate.
[1] - The Expiration Date of the interest bearing period and the Date for coupon payment.

Treasury Bills & Zero Coupon Government Bonds

	13-Week Maturity									26-Week Maturity								52-Week Maturity									
Issue Date	Exp. Date	Initial Rate	Num Listed Bonds	Nominal price	Issue price	Last Trade Price	Last Trade Date	Volume Traded	Note	Exp. Date	Initial Rate	Num Listed Bonds	Nominal price	Issue price	Last Trade Price	Last Trade Date	Volume Traded	Note	Exp. Date	Initial Rate	Num Listed Bonds	Nominal price	Issue price	Last Trade Price	Last Trade Date	Volume Traded	Note
11/03/2022	---	---	---	---	---	---	---	---	---	---	---	---	---	---	---	---	---	---	10/03/2023	-0.23	1,000,000	1,000.00	1,002.30	---	---	---	---
10/06/2022	---	---	---	---	---	---	---	---	---	---	---	---	---	---	---	---	---	---	09/06/2023	0.83	1,600,000	1,000.00	991.68	---	---	---	---
09/09/2022	---	---	---	---	---	---	---	---	---	---	---	---	---	---	---	---	---	---	08/09/2023	1.97	1,000,000	1,000.00	980.47	---	---	---	---
09/12/2022	---	---	---	---	---	---	---	---	---	---	---	---	---	---	---	---	---	---	08/12/2023	2.73	600,000	1,000.00	973.10	---	---	---	---

Bonds in Circulation	Currency / Min nominal traded Value	Coupons Payment Date	Current Coupon Value	Note	Coupon	Trading Unit	Issue Date	Duration (years)	Today's Interest	A.I.C in days	Bonds	Last price of previous days		Last Outcry in Cash (euro)			Trades in Pieces	Life min	Life Max
													Price	Buy / Sell	Date				
Corporate Bonds in Foreign Currency and Euro																			
103,746	GBP / 10	01/12	0.25	---	64	1	01/12/1930	98	2.5	360	National Mortgage Bank	2.27	05/02/1996	2.27	S	05/02/1996	---	2.27	2.27
0	GBP / 10	01/12	0.25	---	66	1	01/12/1928	100	2.5	360	National Mortgage Bank	---	---	---	---	---	---	---	---

Government Bonds Notes

A.I.C: Accrued Interest Calculation base.
FLR: Floating Interest Rate.
The minimum tradeable Nominal Value for all Demeterialised Government Titles is 100 Euros.
(μτφρ-0)

Athex & ATHEXClear Members List

Member Name			Stock Market			Derivatives Market		ATHEXClear Member	
Address	Phone	Fax	Market Member	Remote Member	Market Maker	Proprietary	Market Maker	General Clearing	Direct Clearing
A. SARRIS SECURITIES S.A.			a						
6, ΔΡΑΓΑΤΣΑΝΙΟΥ 6 ATHINA	2103367700								
AEONIC SECURITIES C.I.F. P.L.C.			a						
, ΛΑΪΟΥ 6, ΓΡ. 301B, ANNA COURT	35725337600								
ALPHA BANK S.A.								a	
, ΣΤΑΔΙΟΥ 40 ATHINA	2103260000								
ALPHA FINANCE INVESTMENT SERVICES SINGLE MEMBER SA			a		a	a	a		a
5, ΠΑΝΕΠΙΣΤΗΜΙΟΥ 45 ATHINA	2103677400								
ARGUS STOCKBROKERS LTD			a	a		a			
25 , 25 ΛΕΩΦΟΡΟΣ ΔΗΜΟΣΘΕΝΗ ΣΕΒΕΡΗ	0035722717000								
ATLANTIC SECURITIES LTD			a	a					
37, ΠΡΟΔΡΟΜΟΥ 37	0035722445400								
AXON SECURITIES S.A.			a			a			
48, ΣΤΑΔΙΟΥ 48 ATHINA	2103363800								
BETA SECURITIES S.A.			a		a	a			a
29 , ΑΛΕΞΑΝΔΡΑΣ 29 ATHINA	2106478930								
BNP PARIBAS S.A.								a	
, ΛΑΜΨΑΚΟΥ 2 ATHINA	2107468525								
BOFA SECURITIES EUROPE SA			a	a					
, 112 AVENUE KL?BER 75116	+33 153655555								
CAPITAL SECURITIES S.A.			a			a			
58, ΜΗΤΡΟΠΟΛΕΩΣ 58 ATHINA	2103369700								
CITIGROUP GLOBAL MARKETS EUROPE AG			a	a					
16, REUTERWEG 16	+49 691366-0								
CITIGROUP GLOBAL MARKETS LIMITED			a						
1, 33 CANADA SQUARE -CANARY WHARF	+44 02079864000								
CREDIT SUISSE BANK (EUROPE), S.A.			a	a					
, CALLE AYALA 42, 3A PLANTA-B MADRID	+34917916000								
CREDIT SUISSE SECURITIES (EUROPE) LIMITED			a						
1 , ONE CABOT SQUARE LONDON	+44 2078888888								
CYCLOS SECURITIES S.A.			a			a			
39, ΧΑΡΙΛΑΟΥ ΤΡΙΚΟΥΠΗ 6-8-10 ATHINA	2103364300								
DEUTSCHE BANK S.A.				a					
1 , GREAT WINCHESTER STREET LONDON	+44 20 754 54209	00441133361437							
EUROBANK EQUITIES INVESTMENT FIRM SINGLE MEMBER SA			a		a	a	a		a
, ΦΙΛΕΛΛΗΝΩΝ 10 & ΞΕΝΟΦΩΝΤΟΣ 13 ATHINA	2103720425								
EUROBANK S.A.								a	
, ΟΘΩΝΟΣ 8 ATHINA	2103337000								
EUROCORP INVESTMENT SERVICES S.A.			a			a			a
14, ΠΛ.ΦΙΛΙΚΗΣ ΕΤΑΙΡΕΙΑΣ 14 ATHINA	2107263600								
EUOTRUST INVESTMENT FIRM SA			a						
113, ΣΕΒΑΣΤΟΥΠΟΛΕΩΣ 113 ATHINA	2103363100								
EUROXX SECURITIES S.A.			a		a	a	a		a
7, ΠΑΛΑΙΟΛΟΓΟΥ CHALANDRI	(210)-6879400	(210)-6879401							
7, PALEOLOGOU CHALANDRI	+30 2106879400	210-6879401							
G. A. PERVANAS SECURITIES- INVESTMENT SERVICES S.A.			a						
7-9, ΣΟΦΟΚΛΕΟΥΣ 7-9 ATHINA	2103727200								
GLOBAL CAPITAL SECURITIES & FINANCIAL SERVICES LTD			a	a					
50, ΑΡΧΙΕΠΙΣΚΟΠΟΥ ΜΑΚΑΡΙΟΥ Γ50	0035722710710								
HELLENIC AMERICAN SECURITIES S.A.			a		a	a			a
27, ΑΝΔΡΕΑ ΠΑΠΑΝΔΡΕΟΥ 27 MAROUSI	2103311100								
HELLENIC BANK (INVESTMENTS) LTD				a					
, AVE.KYRIAKΟΥ MATSI 31 - PO BOX 24747 NICOSIA	+357 22500100	357 22500110							
HSBC CONTINENTAL EUROPE								a	
109-111, Α.ΜΕΣΟΓΕΙΩΝ 109-111	2106960000								
INDEX SECURITIES S.A.			a						
6, ΔΡΑΓΑΤΣΑΝΙΟΥ 6 ATHINA	2103213920								
J. CHR. MAVRIKIS SECURITIES S.A.			a						
5, ΣΟΦΟΚΛΕΟΥΣ 5 ATHINA	2103216730								
KAPPA SECURITIES S.A.			a			a			
15, ΒΑΛΛΑΡΙΤΟΥ 15 ATHINA	2103678600								
KARAMANOF SECURITIES & INVESTMENT SERVICES S.A.			a						
2, ΠΛ.ΑΓ.ΘΕΟΔΩΡΩΝ 2 ATHINA	2103212947								

Athex & ATHEXClear Members List

Member Name			Stock Market			Derivatives Market		ATHEXClear Member	
Address	Phone	Fax	Market Member	Remote Member	Market Maker	Proprietary	Market Maker	General Clearing	Direct Clearing
LAIKI FINANCIAL SERVICES LTD			a						
26, AVE. VYRONOS NICOSIA	357 22367367	357 22718567							
LEON DEPOLAS SECURITIES S.A.			a		a	a			
1, ΧΡΗΣΤΟΥ ΛΑΔΑ 1 ATHINA	2103213276 -28								
MEGA EQUITY SECURITIES & FINANCIAL SERVICES PUBLIC LTD			a	a		a			
42-44, ΛΕΩΦ.ΓΡΙΒΑ ΔΙΓΕΝΗ 42-44	0035722711711								
MERIT SECURITIES S.A			a		a	a			a
5, ΣΟΦΟΚΛΕΟΥΣ 5 ATHINA	2103671880								
MERRILL LYNCH INTERNATIONAL			a						
2 , 2 KING EDWARD STREET LONDON	+44 20276281000								
N. CHRYSOCHOIDIS SECURITIES S.A.			a			a			a
7-9, ΣΟΦΟΚΛΕΟΥΣ 7-9 ATHINA	2103213913								
NATIONAL BANK OF GREECE S.A.			a			a		a	
86, ΑΙΟΛΟΥ STR. ATHINA	(210)-3341000	(210)-3228187							
68, ΑΚΑΔΙΜΙΑΣ STR. ATHINA	(210)-3328817	(210)-3328678							
NATIONAL SECURITIES SINGLE MEMBER SA			a		a	a	a		
66, ΛΕΩΦΟΡΟΣ ΑΘΗΝΩΝ 128-132 & ΙΦΙΓΕΝΙΑΣ ATHINA	2103328784								
NUNTIUS BROKERAGE AND INVESTMENT SERVICES S.A			a						
6, ΔΡΑΓΑΤΣΑΝΙΟΥ 6 ATHINA	2103350599								
ONE PLUS CAPITAL LIMITED			a	a					
, 75 PRODROMOU AVENUE NICOSIA 1307	35722873760								
OPTIMA BANK S.A.			a		a	a	a	a	
32 , ΑΙΓΙΑΛΕΙΑΣ 32 & ΠΑΡΑΔΕΙΣΟΥ MAROUSI	2108173663								
PANTELAKIS SECURITIES S.A.			a		a	a	a		
57, ΕΘΝΙΚΗΣ ΑΝΤΙΣΤΑΣΕΩΣ 57, ΚΤΙΡΙΟ Β CHALANDRI	2106965000								
PEGASUS SECURITIES S.A			a			a			
17 , ΒΑΛΛΩΡΙΤΟΥ 17 & ΑΜΕΡΙΚΗΣ ATHINA	2103670700								
PIRAEUS BANK S.A.			a			a		a	
, ΑΜΕΡΙΚΗΣ 4 ATHINA	2103335000								
PIRAEUS SECURITIES S. A.			a		a	a	a		a
10, ΣΤΑΔΙΟΥ 10 ATHINA	2103354100								
PROCHOICE SECURITIES LTD			a	a					
57, ΛΕΩΦ.ΣΠΥΡΟΥ ΚΥΠΡΙΑΝΟΥ 57, ΑΚΙΝΗΤΑ Φ	035724661192								
SHARELINK SECURITIES & FINANCIAL SERVICES LTD			a			a			
6 , HOUSE-ΘΕΟΤΟΚΗ 6 ΜΕΓΑΡΟ ΕΛΛΗΝΑ	+357 22554200								
SOCIETE GENERALE S.A.			a	a		a			
, 17 COURS VALMY, CEDEX	+157290504								
SOLIDUS SECURITIES S.A			a			a			a
64, ΛΟΥΙΖΗΣ ΠΙΑΝΚΟΥΡ 64 ATHINA	2106900600								
ST. EM. LAVRENTAKIS SECURITIES S.A.			a			a			
7-9, ΣΟΦΟΚΛΕΟΥΣ 7-9 ATHINA	2103213336								
THE CYPRUS INVESTMENT & & SECURITIES CORPORATION LTD			a	a					
154, ΑΓΙΟΥ ΠΡΟΚΟΠΙΟΥ & ΠΟΣΕΙΔΩΝΟΣ 1	0035722121700								
UBS EUROPE SE			a	a					
, OPERNTURM, BOCKENHEIMER LANDSTRASSE 2-4	496921790								
UBS LIMITED			a						
1 , FINSBURY AVENUE LONDON	+44 2075687135								

List of Stocks under Market Making operations

Securities	Stock Category
Market Maker	Start Market Making
MLS MULTIMEDIA SA (CR)	Suspension Status
PIRAEUS SECURITIES S. A.	01/08/2019
ALPHA ETF FTSE Athex Large Cap	Exchange Traded Funds (ETFs)
ALPHA FINANCE INVESTMENT SERVICES SINGLE MEMBER SA	02/01/1900
NATIONAL SECURITIES SINGLE MEMBER SA	02/01/1900
ADMIE (IPTO) HOLDING S.A. (CR)	Main Market
EUROBANK EQUITIES INVESTMENT FIRM SINGLE MEMBER SA	24/05/2021
HELLENIC AMERICAN SECURITIES S.A.	09/03/2020
PIRAEUS SECURITIES S. A.	29/06/2017
AEGEAN AIRLINES (CR)	Main Market
EUROBANK EQUITIES INVESTMENT FIRM SINGLE MEMBER SA	22/09/2020
ALPHA SERVICES HOLD (CR)	Main Market
ALPHA FINANCE INVESTMENT SERVICES SINGLE MEMBER SA	29/02/2016
EUROBANK EQUITIES INVESTMENT FIRM SINGLE MEMBER SA	22/10/2006
HELLENIC AMERICAN SECURITIES S.A.	25/07/2014
LEON DEPOLAS SECURITIES S.A.	04/01/2016
MERIT SECURITIES S.A	03/09/2012
NATIONAL SECURITIES SINGLE MEMBER SA	02/01/1900
PIRAEUS SECURITIES S. A.	28/05/2009
ALPHA TRUST (CR)	Main Market
EUROBANK EQUITIES INVESTMENT FIRM SINGLE MEMBER SA	06/02/2023
LEON DEPOLAS SECURITIES S.A.	04/01/2021
ANDROMEDA SA (CR)	Main Market
BETA SECURITIES S.A.	15/02/2021
ATTICA BANK S.A. (CR)	Main Market
EUROXX SECURITIES S.A.	22/01/2016
PIRAEUS SECURITIES S. A.	20/09/2017
AUTOHELLAS SA (CR)	Main Market
ALPHA FINANCE INVESTMENT SERVICES SINGLE MEMBER SA	01/07/2019
EUROXX SECURITIES S.A.	02/07/2018
AVAX S.A. (CR)	Main Market
EUROBANK EQUITIES INVESTMENT FIRM SINGLE MEMBER SA	14/12/2015
PIRAEUS SECURITIES S. A.	01/02/2021
AVE (CR)	Main Market
EUROXX SECURITIES S.A.	05/06/2020
BRIQ PROPERTIES (CR)	Main Market
EUROBANK EQUITIES INVESTMENT FIRM SINGLE MEMBER SA	09/09/2019
LEON DEPOLAS SECURITIES S.A.	22/02/2021
CC HBC AG (CR)	Main Market
BETA SECURITIES S.A.	08/03/2021
NATIONAL SECURITIES SINGLE MEMBER SA	02/01/1900
PIRAEUS SECURITIES S. A.	04/05/2015
CENERGY HOLDINGS (CB)	Main Market
ALPHA FINANCE INVESTMENT SERVICES SINGLE MEMBER SA	02/01/2016
EUROBANK EQUITIES INVESTMENT FIRM SINGLE MEMBER SA	02/01/2016
OPTIMA BANK S.A.	14/03/2022
PANTELAKIS SECURITIES S.A.	27/12/2022
CNL CAPITAL (CR)	Main Market
MERIT SECURITIES S.A	01/10/2018
DIMAND (CR)	Main Market
ALPHA FINANCE INVESTMENT SERVICES SINGLE MEMBER SA	08/08/2022
EUROBANK EQUITIES INVESTMENT FIRM SINGLE MEMBER SA	08/08/2022
EKTER SA (CR)	Main Market
BETA SECURITIES S.A.	26/09/2022
EUROBANK EQUITIES INVESTMENT FIRM SINGLE MEMBER SA	16/10/2017
LEON DEPOLAS SECURITIES S.A.	21/05/2018
ELASTRON (CR)	Main Market
LEON DEPOLAS SECURITIES S.A.	20/02/2017
ELLAKTOR (CR)	Main Market
ALPHA FINANCE INVESTMENT SERVICES SINGLE MEMBER SA	18/03/2019
EUROBANK EQUITIES INVESTMENT FIRM SINGLE MEMBER SA	01/06/2012
EUROXX SECURITIES S.A.	24/09/2018
NATIONAL SECURITIES SINGLE MEMBER SA	02/01/1900
PIRAEUS SECURITIES S. A.	22/10/2018
ELTON SA (CR)	Main Market
BETA SECURITIES S.A.	03/09/2012
EUROBANK EQUITIES INVESTMENT FIRM SINGLE MEMBER SA	28/11/2022
OPTIMA BANK S.A.	30/01/2023

List of Stocks under Market Making operations

Securities	Stock Category
Market Maker	Start Market Making
ELVALHALCOR (CR)	Main Market
ALPHA FINANCE INVESTMENT SERVICES SINGLE MEMBER SA	07/05/2018
BETA SECURITIES S.A.	09/01/2023
EUROBANK EQUITIES INVESTMENT FIRM SINGLE MEMBER SA	07/05/2018
ENTERSOFT (CR)	Main Market
EUROBANK EQUITIES INVESTMENT FIRM SINGLE MEMBER SA	22/06/2020
EUROBANK HOLDINGS (CR)	Main Market
ALPHA FINANCE INVESTMENT SERVICES SINGLE MEMBER SA	09/01/2006
EUROBANK EQUITIES INVESTMENT FIRM SINGLE MEMBER SA	01/06/2012
HELLENIC AMERICAN SECURITIES S.A.	25/07/2014
LEON DEPOLAS SECURITIES S.A.	30/11/2018
MERIT SECURITIES S.A	06/11/2017
NATIONAL SECURITIES SINGLE MEMBER SA	02/01/1900
PIRAEUS SECURITIES S. A.	28/09/2009
EUROCONSULTANTS S.A. (CR)	Main Market
OPTIMA BANK S.A.	01/02/2023
EYDAP S.A. (CR)	Main Market
ALPHA FINANCE INVESTMENT SERVICES SINGLE MEMBER SA	27/01/2020
EUROBANK EQUITIES INVESTMENT FIRM SINGLE MEMBER SA	10/06/2019
FOURLIS (CR)	Main Market
EUROBANK EQUITIES INVESTMENT FIRM SINGLE MEMBER SA	01/12/2016
PIRAEUS SECURITIES S. A.	06/03/2017
GEK TERNA (CR)	Main Market
BETA SECURITIES S.A.	08/03/2021
EUROBANK EQUITIES INVESTMENT FIRM SINGLE MEMBER SA	24/05/2021
PIRAEUS SECURITIES S. A.	29/08/2019
GR. SARANTIS S.A. (CR)	Main Market
BETA SECURITIES S.A.	14/05/2012
EUROBANK EQUITIES INVESTMENT FIRM SINGLE MEMBER SA	24/10/2016
HELLENIC EXCHANGES-A.S.E. (CR)	Main Market
HELLENIC AMERICAN SECURITIES S.A.	01/09/2014
NATIONAL SECURITIES SINGLE MEMBER SA	02/01/1900
PIRAEUS SECURITIES S. A.	04/05/2015
HELLENIQ ENERGY (CR)	Main Market
HELLENIC AMERICAN SECURITIES S.A.	14/09/2015
PIRAEUS SECURITIES S. A.	20/03/2017
IDEAL HOLDINGS (CR)	Main Market
EUROBANK EQUITIES INVESTMENT FIRM SINGLE MEMBER SA	07/06/2021
PIRAEUS SECURITIES S. A.	07/06/2021
INFORM P. LYKOS (CR)	Main Market
BETA SECURITIES S.A.	31/01/2022
INTERCONTINENTAL (CR)	Main Market
LEON DEPOLAS SECURITIES S.A.	03/06/2019
INTERLIFE G.C.I.(CR)	Main Market
BETA SECURITIES S.A.	24/10/2022
INTERWOOD-XYLEMPORIA (CR)	Main Market
EUROBANK EQUITIES INVESTMENT FIRM SINGLE MEMBER SA	05/07/2021
PANTELAKIS SECURITIES S.A.	01/07/2021
INTRAKAT (CR)	Main Market
PANTELAKIS SECURITIES S.A.	10/10/2022
JUMBO SA (CR)	Main Market
BETA SECURITIES S.A.	01/02/2021
EUROBANK EQUITIES INVESTMENT FIRM SINGLE MEMBER SA	25/05/2020
MERIT SECURITIES S.A	06/11/2017
PIRAEUS SECURITIES S. A.	06/03/2017
KLOUKINAS - LAPPAS SA (CR)	Main Market
OPTIMA BANK S.A.	02/01/2023
KRI-KRI S.A. (CR)	Main Market
EUROBANK EQUITIES INVESTMENT FIRM SINGLE MEMBER SA	07/05/2018
LEON DEPOLAS SECURITIES S.A.	16/01/2017
LAMDA DEVELOPMENT SA (CR)	Main Market
EUROBANK EQUITIES INVESTMENT FIRM SINGLE MEMBER SA	08/12/2014
PANTELAKIS SECURITIES S.A.	06/11/2017
PIRAEUS SECURITIES S. A.	29/06/2017
LAMPSA HOTEL SA (CR)	Main Market
LEON DEPOLAS SECURITIES S.A.	16/01/2017
MARFIN INVESTMENT GROUP (CR)	Main Market
EUROBANK EQUITIES INVESTMENT FIRM SINGLE MEMBER SA	23/03/2015
PIRAEUS SECURITIES S. A.	02/02/2009

List of Stocks under Market Making operations

Securities	Stock Category
Market Maker	Start Market Making
MOTOR OIL (CR)	Main Market
BETA SECURITIES S.A.	08/03/2021
EUROBANK EQUITIES INVESTMENT FIRM SINGLE MEMBER SA	22/10/2006
LEON DEPOLAS SECURITIES S.A.	01/04/2019
MERIT SECURITIES S.A	25/02/2019
NATIONAL SECURITIES SINGLE MEMBER SA	02/01/1900
PIRAEUS SECURITIES S. A.	04/05/2015
MPLE KEDROS (CR)	Main Market
MERIT SECURITIES S.A	30/09/2022
MYTILINEOS (CR)	Main Market
ALPHA FINANCE INVESTMENT SERVICES SINGLE MEMBER SA	15/04/2019
BETA SECURITIES S.A.	11/04/2022
EUROBANK EQUITIES INVESTMENT FIRM SINGLE MEMBER SA	20/09/2017
MERIT SECURITIES S.A	25/02/2019
NATIONAL SECURITIES SINGLE MEMBER SA	02/01/1900
PIRAEUS SECURITIES S. A.	04/05/2015
NATIONAL BANK (CR)	Main Market
ALPHA FINANCE INVESTMENT SERVICES SINGLE MEMBER SA	09/01/2006
EUROBANK EQUITIES INVESTMENT FIRM SINGLE MEMBER SA	22/10/2006
HELLENIC AMERICAN SECURITIES S.A.	25/07/2014
LEON DEPOLAS SECURITIES S.A.	20/05/2015
MERIT SECURITIES S.A	03/09/2012
NATIONAL SECURITIES SINGLE MEMBER SA	02/01/1900
PIRAEUS SECURITIES S. A.	08/09/2008
OPAP (CR)	Main Market
ALPHA FINANCE INVESTMENT SERVICES SINGLE MEMBER SA	09/01/2006
BETA SECURITIES S.A.	11/04/2022
EUROBANK EQUITIES INVESTMENT FIRM SINGLE MEMBER SA	22/10/2006
HELLENIC AMERICAN SECURITIES S.A.	25/07/2014
MERIT SECURITIES S.A	20/03/2017
NATIONAL SECURITIES SINGLE MEMBER SA	02/01/1900
PIRAEUS SECURITIES S. A.	04/05/2015
OTE (CR)	Main Market
ALPHA FINANCE INVESTMENT SERVICES SINGLE MEMBER SA	09/01/2006
BETA SECURITIES S.A.	11/04/2022
EUROBANK EQUITIES INVESTMENT FIRM SINGLE MEMBER SA	22/10/2006
HELLENIC AMERICAN SECURITIES S.A.	25/07/2014
LEON DEPOLAS SECURITIES S.A.	20/04/2015
MERIT SECURITIES S.A	20/03/2017
NATIONAL SECURITIES SINGLE MEMBER SA	02/01/1900
PIRAEUS SECURITIES S. A.	08/09/2008
P.P.A. S.A. (CR)	Main Market
EUROBANK EQUITIES INVESTMENT FIRM SINGLE MEMBER SA	06/02/2019
PAPOUTSANIS (CR)	Main Market
BETA SECURITIES S.A.	25/11/2013
PETROPOULOS PETROS (CR)	Main Market
EUROBANK EQUITIES INVESTMENT FIRM SINGLE MEMBER SA	01/04/2019
PANTELAKIS SECURITIES S.A.	16/03/2020
PIRAEUS FINANCIAL HOLD (CR)	Main Market
ALPHA FINANCE INVESTMENT SERVICES SINGLE MEMBER SA	15/04/2019
EUROBANK EQUITIES INVESTMENT FIRM SINGLE MEMBER SA	22/10/2006
EUROXX SECURITIES S.A.	15/02/2016
HELLENIC AMERICAN SECURITIES S.A.	25/07/2014
LEON DEPOLAS SECURITIES S.A.	30/11/2018
MERIT SECURITIES S.A	16/09/2013
NATIONAL SECURITIES SINGLE MEMBER SA	02/01/1900
PIRAEUS SECURITIES S. A.	16/02/2009
PPC (CR)	Main Market
ALPHA FINANCE INVESTMENT SERVICES SINGLE MEMBER SA	09/01/2006
BETA SECURITIES S.A.	01/02/2021
EUROBANK EQUITIES INVESTMENT FIRM SINGLE MEMBER SA	22/10/2006
HELLENIC AMERICAN SECURITIES S.A.	01/09/2014
MERIT SECURITIES S.A	06/11/2017
NATIONAL SECURITIES SINGLE MEMBER SA	02/01/1900
PIRAEUS SECURITIES S. A.	28/09/2009
PREMIA (CR)	Main Market
BETA SECURITIES S.A.	01/06/2021
LEON DEPOLAS SECURITIES S.A.	05/12/2022
PANTELAKIS SECURITIES S.A.	23/12/2021

List of Stocks under Market Making operations

Securities	Stock Category
Market Maker	Start Market Making
PROFILE SA (CR)	Main Market
PANTELAKIS SECURITIES S.A.	01/07/2019
QUALITY & RELIABILITY SA (CR)	Main Market
OPTIMA BANK S.A.	03/01/2023
QUEST HOLDINGS (CR)	Main Market
BETA SECURITIES S.A.	26/03/2018
EUROBANK EQUITIES INVESTMENT FIRM SINGLE MEMBER SA	28/01/2019
SIDMA STEEL (CR)	Main Market
LEON DEPOLAS SECURITIES S.A.	06/06/2022
SPACE HELLAS SA (CR)	Main Market
MERIT SECURITIES S.A	09/12/2022
TECHNICAL OLYMPIC SA (CR)	Main Market
BETA SECURITIES S.A.	04/04/2022
TERNA ENERGY (CR)	Main Market
EUROBANK EQUITIES INVESTMENT FIRM SINGLE MEMBER SA	24/05/2021
PIRAEUS SECURITIES S. A.	09/12/2019
THRACE PLASTICS SA (CR)	Main Market
ALPHA FINANCE INVESTMENT SERVICES SINGLE MEMBER SA	26/03/2018
EUROBANK EQUITIES INVESTMENT FIRM SINGLE MEMBER SA	26/03/2018
TITAN CEMENT (CB)	Main Market
BETA SECURITIES S.A.	01/02/2021
EUROBANK EQUITIES INVESTMENT FIRM SINGLE MEMBER SA	06/11/2019
PIRAEUS SECURITIES S. A.	18/01/2021
TZIRAKIAN PROFIL (CR)	Main Market
LEON DEPOLAS SECURITIES S.A.	19/07/2021
VIOHALCO SA/NV (CB)	Main Market
ALPHA FINANCE INVESTMENT SERVICES SINGLE MEMBER SA	11/03/2008
EUROBANK EQUITIES INVESTMENT FIRM SINGLE MEMBER SA	04/03/2014
MERIT SECURITIES S.A	17/03/2014

Underlying Asset				Derivatives Market													
Price max	Price min	Closing price	change	Delivery Month	Open price	Price max	Price min	Last price	Closing price	Last Bid	Last Ask	Fixing price*	Life high	Life low	Trades	Volume	Open Interest
FTSE/Athex Large Cap																	(Trade Unit: 1 Index Point x 2€, Cash Settlement)
2,663.75	2,585.90	2,630.42	-0.62%	March 2023	2,608.00	2,660.00	2,582.00	2,622.25	2,622.25	---	---	---	2,794.00	---	463	2,014	7,431
				April 2023	2,610.00	2,649.50	2,575.00	2,620.75	2,620.75	---	---	---	2,774.00	---	35	234	343
				May 2023	---	---	---	---	2,657.75	---	---	---	---	---	---	---	---
				June 2023	---	---	---	---	2,661.75	---	---	---	---	---	---	---	---
				September 2023	---	---	---	---	2,675.25	---	---	---	---	---	---	---	---
				December 2023	---	---	---	---	2,688.75	---	---	---	---	---	---	---	---
FTSE/Athex Banks																	(Trade Unit: 1 Index Point x 15€, Cash Settlement)
879.48	849.46	861.18	-2.00%	March 2023	853.50	880.00	853.50	880.00	880.00	---	---	---	954.00	---	5	31	544
				June 2023	---	---	---	---	883.75	---	---	---	---	---	---	---	---
				September 2023	---	---	---	---	888.25	---	---	---	---	---	---	---	---
				December 2023	---	---	---	---	892.50	---	---	---	---	---	---	---	---

Underlying Asset				Derivatives Market													
Price max	Price min	Closing price	change	Delivery Month	Open price	Price max	Price min	Last price	Closing price	Last Bid	Last Ask	Fixing price*	Life high	Life low	Trades	Volume	Open Interest
ADMIE (IPTO) HOLDING S.A. (CR)				(Contract Size: 100 Securities, Physical Delivery)													
1.88	1.83	1.844	-0.22%	March 2023	1.83	1.88	1.83	1.84	1.84	---	---	---	2.04	---	28	373	15,165
				June 2023	---	---	---	---	1.87	---	---	---	1.92	---	---	---	15
				September 2023	---	---	---	---	1.87	---	---	---	---	---	---	---	---
				December 2023	---	---	---	---	1.88	---	---	---	---	---	---	---	---
AEGEAN AIRLINES (CR)				(Contract Size: 100 Securities, Physical Delivery)													
7.2	6.95	7.2	0.70%	March 2023	7.13	7.13	7.07	7.07	7.07	---	---	---	7.57	---	2	6	66
				June 2023	---	---	---	---	7.19	---	---	---	---	---	---	---	---
				September 2023	---	---	---	---	7.23	---	---	---	---	---	---	---	---
				December 2023	---	---	---	---	7.26	---	---	---	---	---	---	---	---
ALPHA SERVICES HOLD (CR)				(Contract Size: 100 Securities, Physical Delivery)													
1.364	1.31	1.32	-2.58%	March 2023	1.33	1.36	1.31	1.31	1.31	---	---	---	1.52	---	413	15,871	114,125
				June 2023	1.34	1.37	1.32	1.32	1.32	---	---	---	1.52	---	56	1,671	10,000
				September 2023	---	---	---	---	1.37	---	---	---	---	---	---	---	---
				December 2023	---	---	---	---	1.38	---	---	---	---	---	---	---	---
AUTOHELLAS SA (CR)				(Contract Size: 100 Securities, Physical Delivery)													
11.86	11.4	11.86	0.00%	March 2023	11.78	11.78	11.78	11.78	11.78	---	---	---	12.56	---	2	5	94
				June 2023	---	---	---	---	11.93	---	---	---	---	---	---	---	---
				September 2023	---	---	---	---	11.99	---	---	---	---	---	---	---	---
				December 2023	---	---	---	---	12.05	---	---	---	---	---	---	---	---
AVAX S.A. (CR)				(Contract Size: 100 Securities, Physical Delivery)													
0.844	0.81	0.838	0.96%	March 2023	---	---	---	---	0.826	---	---	---	0.977	---	---	---	245
				June 2023	---	---	---	---	0.840	---	---	---	0.863	---	---	---	10
				September 2023	---	---	---	---	0.839	---	---	---	---	---	---	---	---
				December 2023	---	---	---	---	0.843	---	---	---	---	---	---	---	---
CC HBC AG (CR)				(Contract Size: 100 Securities, Physical Delivery)													
24.43	23.67	24.17	-0.08%	March 2023	23.85	24.32	23.74	24.11	24.11	---	---	---	24.57	---	23	55	851
				June 2023	---	---	---	---	24.33	---	---	---	---	---	---	---	---
				September 2023	---	---	---	---	24.45	---	---	---	---	---	---	---	---
				December 2023	---	---	---	---	24.57	---	---	---	---	---	---	---	---
CENERGY HOLDINGS (CB)				(Contract Size: 100 Securities, Physical Delivery)													
4.03	3.8	3.99	2.05%	March 2023	3.84	4.04	3.84	3.97	3.97	---	---	---	4.15	---	30	160	6,646
				June 2023	3.95	3.96	3.95	3.96	3.96	---	---	---	4.16	---	2	25	135
				September 2023	---	---	---	---	3.95	---	---	---	---	---	---	---	---
				December 2023	---	---	---	---	3.97	---	---	---	---	---	---	---	---

Derivatives notes

Fixing prices and final open positions can be retrieved from the following path <http://www.helex.gr/el/web/guest/statistics-end-of-day-derivatives>

Underlying Asset				Derivatives Market													
Price max	Price min	Closing price	change	Delivery Month	Open price	Price max	Price min	Last price	Closing price	Last Bid	Last Ask	Fixing price*	Life high	Life low	Trades	Volume	Open Interest
ELLAKTOR (CR)				(Contract Size: 100 Securities, Physical Delivery)													
2.145	2.06	2.065	-3.95%	March 2023	2.09	2.14	2.08	2.08	2.08	---	---	---	2.44	---	4	37	982
				June 2023	2.16	2.16	2.16	2.16	2.16	---	---	---	2.16	---	1	10	15
				September 2023	---	---	---	---	2.17	---	---	---	---	---	---	---	---
				December 2023	---	---	---	---	2.18	---	---	---	---	---	---	---	---
ELVALHALCOR (CR)				(Contract Size: 100 Securities, Physical Delivery)													
1.744	1.67	1.74	2.59%	March 2023	1.69	1.69	1.69	1.69	1.69	---	---	---	1.93	---	1	5	1,447
				June 2023	---	---	---	---	1.71	---	---	---	---	---	---	---	---
				September 2023	---	---	---	---	1.71	---	---	---	---	---	---	---	---
				December 2023	---	---	---	---	1.72	---	---	---	---	---	---	---	---
EUROBANK HOLDINGS (CR)				(Contract Size: 100 Securities, Physical Delivery)													
1.4065	1.354	1.39	-1.17%	March 2023	1.36	1.40	1.35	1.38	1.38	---	---	---	1.49	---	139	3,918	12,251
				June 2023	1.38	1.40	1.38	1.38	1.38	---	---	---	1.46	---	6	312	6
				September 2023	---	---	---	---	1.42	---	---	---	---	---	---	---	---
				December 2023	---	---	---	---	1.43	---	---	---	---	---	---	---	---
EYDAP S.A. (CR)				(Contract Size: 100 Securities, Physical Delivery)													
6.95	6.74	6.88	1.78%	March 2023	6.81	6.81	6.81	6.81	6.81	---	---	---	7.31	---	1	2	493
				June 2023	---	---	---	---	6.76	---	---	---	6.91	---	---	---	3
				September 2023	---	---	---	---	6.72	---	---	---	6.83	---	---	---	3
				December 2023	---	---	---	---	6.87	---	---	---	---	---	---	---	---
FOURLIS (CR)				(Contract Size: 100 Securities, Physical Delivery)													
3.625	3.5	3.58	-0.56%	March 2023	3.55	3.57	3.55	3.57	3.57	---	---	---	4.00	---	17	19	1,387
				June 2023	3.54	3.54	3.54	3.54	3.54	---	---	---	3.91	---	1	2	130
				September 2023	---	---	---	---	3.64	---	---	---	---	---	---	---	---
				December 2023	---	---	---	---	3.66	---	---	---	---	---	---	---	---
GEK TERNA (CR)				(Contract Size: 100 Securities, Physical Delivery)													
11.54	11.08	11.44	-0.35%	March 2023	11.22	11.53	11.22	11.45	11.45	---	---	---	12.65	---	28	143	7,913
				June 2023	---	---	---	---	11.34	---	---	---	12.30	---	---	---	121
				September 2023	---	---	---	---	11.60	---	---	---	---	---	---	---	---
				December 2023	---	---	---	---	11.66	---	---	---	---	---	---	---	---
HELLENIC EXCHANGES-A.S.E. (CR)				(Contract Size: 100 Securities, Physical Delivery)													
4.05	3.845	3.97	0.51%	March 2023	3.90	4.04	3.87	4.00	4.00	---	---	---	4.53	---	58	227	3,969
				June 2023	3.94	4.00	3.92	3.92	3.92	---	---	---	4.19	---	5	8	71
				September 2023	---	---	---	---	3.99	---	---	---	---	---	---	---	---
				December 2023	---	---	---	---	4.01	---	---	---	---	---	---	---	---

Derivatives notes

Fixing prices and final open positions can be retrieved from the following path <http://www.helex.gr/el/web/guest/statistics-end-of-day-derivatives>

Underlying Asset				Derivatives Market													
Price max	Price min	Closing price	change	Delivery Month	Open price	Price max	Price min	Last price	Closing price	Last Bid	Last Ask	Fixing price*	Life high	Life low	Trades	Volume	Open Interest
HELLENiQ ENERGY (CR)				(Contract Size: 100 Securities, Physical Delivery)													
8.1	7.63	7.9	0.51%	March 2023	7.71	8.06	7.63	7.92	7.92	---	---	---	8.68	---	78	231	1,795
				June 2023	7.90	7.90	7.90	7.90	7.90	---	---	---	7.90	---	1	5	---
				September 2023	---	---	---	---	7.94	---	---	---	---	---	---	---	---
				December 2023	---	---	---	---	7.98	---	---	---	---	---	---	---	---
INTRACOM HOLDINGS (CR)				(Contract Size: 100 Securities, Physical Delivery)													
1.858	1.796	1.838	1.55%	March 2023	1.79	1.85	1.78	1.83	1.83	---	---	---	2.11	---	28	86	4,803
				June 2023	---	---	---	---	1.83	---	---	---	2.07	---	---	---	353
				September 2023	---	---	---	---	1.83	---	---	---	---	---	---	---	---
				December 2023	---	---	---	---	1.84	---	---	---	---	---	---	---	---
INTRAKAT (CR)				(Contract Size: 100 Securities, Physical Delivery)													
1.676	1.634	1.67	-0.60%	March 2023	1.64	1.68	1.64	1.66	1.66	---	---	---	1.80	1.64	20	118	5,253
				June 2023	1.68	1.68	1.68	1.68	1.68	---	---	---	1.79	---	3	10	1,296
				September 2023	---	---	---	---	1.70	---	---	---	---	---	---	---	---
				December 2023	---	---	---	---	1.71	---	---	---	---	---	---	---	---
JUMBO SA (CR)				(Contract Size: 100 Securities, Physical Delivery)													
20.44	19.54	20	0.00%	March 2023	19.61	20.30	19.50	19.97	19.97	---	---	---	20.30	---	16	49	1,116
				June 2023	---	---	---	---	18.19	---	---	---	19.70	---	---	---	5
				September 2023	---	---	---	---	20.21	---	---	---	---	---	---	---	---
				December 2023	---	---	---	---	20.32	---	---	---	---	---	---	---	---
LAMDA DEVELOPMENT SA (CR)				(Contract Size: 100 Securities, Physical Delivery)													
6.235	6.1	6.21	0.81%	March 2023	6.15	6.25	6.15	6.21	6.21	---	---	---	6.61	---	51	106	5,243
				June 2023	---	---	---	---	6.25	---	---	---	6.53	---	---	---	664
				September 2023	---	---	---	---	6.23	---	---	---	---	---	---	---	---
				December 2023	---	---	---	---	6.26	---	---	---	---	---	---	---	---
MARFIN INVESTMENT GROUP (CR)				(Contract Size: 100 Securities, Physical Delivery)													
0.2175	0.217	0.217	0.00%	March 2023	0.216	0.216	0.216	0.216	0.216	---	---	---	0.260	---	4	370	2,903
				June 2023	---	---	---	---	0.215	---	---	---	0.215	---	---	---	5
				September 2023	---	---	---	---	0.219	---	---	---	---	---	---	---	---
				December 2023	---	---	---	---	0.220	---	---	---	---	---	---	---	---
MOTOR OIL (CR)				(Contract Size: 100 Securities, Physical Delivery)													
24.2	23.62	24.16	-0.98%	March 2023	23.73	24.15	23.73	24.15	24.15	---	---	---	25.98	---	12	24	760
				June 2023	---	---	---	---	23.93	---	---	---	24.60	---	---	---	20
				September 2023	---	---	---	---	24.66	---	---	---	---	---	---	---	---
				December 2023	---	---	---	---	24.78	---	---	---	---	---	---	---	---

Derivatives notes

Fixing prices and final open positions can be retrieved from the following path <http://www.helex.gr/el/web/guest/statistics-end-of-day-derivatives>

Underlying Asset				Derivatives Market													
Price max	Price min	Closing price	change	Delivery Month	Open price	Price max	Price min	Last price	Closing price	Last Bid	Last Ask	Fixing price*	Life high	Life low	Trades	Volume	Open Interest
MYTILINEOS (CR)				(Contract Size: 100 Securities, Physical Delivery)													
24.48	23.32	24.18	0.67%	March 2023	23.71	24.44	23.40	24.18	24.18	---	---	---	25.62	---	111	471	2,401
				June 2023	23.67	24.50	23.67	24.30	24.30	---	---	---	25.00	---	14	38	78
				September 2023	---	---	---	---	24.28	---	---	---	---	---	---	---	---
				December 2023	---	---	---	---	24.40	---	---	---	---	---	---	---	---
NATIONAL BANK (CR)				(Contract Size: 100 Securities, Physical Delivery)													
5.23	5.05	5.05	-3.44%	March 2023	5.12	5.20	5.02	5.05	5.05	---	---	---	5.49	---	281	3,951	10,812
				June 2023	5.07	5.20	5.00	5.04	5.04	---	---	---	5.46	---	59	488	80
				September 2023	---	---	---	---	5.29	---	---	---	---	---	---	---	---
				December 2023	---	---	---	---	5.31	---	---	---	---	---	---	---	---
OPAP (CR)				(Contract Size: 100 Securities, Physical Delivery)													
14.6	14.32	14.56	-0.48%	March 2023	14.42	14.58	14.30	14.50	14.50	---	---	---	15.33	---	47	328	2,659
				June 2023	14.70	14.70	14.65	14.65	14.65	---	---	---	15.00	---	3	115	20
				September 2023	---	---	---	---	14.79	---	---	---	---	---	---	---	---
				December 2023	---	---	---	---	14.86	---	---	---	---	---	---	---	---
OTE (CR)				(Contract Size: 100 Securities, Physical Delivery)													
14.16	13.9	13.96	-0.36%	March 2023	13.93	14.18	13.91	13.91	13.91	---	---	---	15.77	---	222	1,110	12,894
				June 2023	14.30	14.30	14.04	14.04	14.04	---	---	---	15.20	---	6	10	168
				September 2023	---	---	---	---	14.06	---	---	---	14.32	---	---	---	2
				December 2023	---	---	---	---	14.23	---	---	---	---	---	---	---	---
P.P.A. S.A. (CR)				(Contract Size: 100 Securities, Physical Delivery)													
18.34	17.74	18.28	0.77%	March 2023	18.32	18.32	18.30	18.30	18.30	---	---	---	18.95	---	2	3	459
				June 2023	---	---	---	---	18.24	---	---	---	---	---	---	---	---
				September 2023	---	---	---	---	18.33	---	---	---	---	---	---	---	---
				December 2023	---	---	---	---	18.43	---	---	---	---	---	---	---	---
PIRAEUS FINANCIAL HOLD (CR)				(Contract Size: 100 Securities, Physical Delivery)													
2.15	2.02	2.1	0.00%	March 2023	2.09	2.15	2.03	2.09	2.09	---	---	---	2.45	---	467	14,152	43,846
				June 2023	2.07	2.17	2.04	2.10	2.10	---	---	---	2.46	---	86	1,846	1,652
				September 2023	---	---	---	---	2.12	---	---	---	---	---	---	---	---
				December 2023	---	---	---	---	2.13	---	---	---	---	---	---	---	---
PPC (CR)				(Contract Size: 100 Securities, Physical Delivery)													
7.8	7.34	7.645	1.53%	March 2023	7.48	7.80	7.34	7.62	7.62	---	---	---	8.51	---	381	2,293	27,519
				June 2023	7.46	7.84	7.44	7.63	7.63	---	---	---	8.30	---	35	239	1,407
				September 2023	---	---	---	---	7.61	---	---	---	---	---	---	---	---
				December 2023	---	---	---	---	7.65	---	---	---	---	---	---	---	---

Derivatives notes

Fixing prices and final open positions can be retrieved from the following path <http://www.helex.gr/el/web/guest/statistics-end-of-day-derivatives>

Underlying Asset				Derivatives Market													
Price max	Price min	Closing price	change	Delivery Month	Open price	Price max	Price min	Last price	Closing price	Last Bid	Last Ask	Fixing price*	Life high	Life low	Trades	Volume	Open Interest
QUEST HOLDINGS (CR)				(Contract Size: 100 Securities, Physical Delivery)													
5.16	5.05	5.08	-1.17%	March 2023	---	---	---	---	5.21	---	---	---	5.28	---	---	---	124
				June 2023	---	---	---	---	5.17	---	---	---	---	---	---	---	---
				September 2023	---	---	---	---	5.20	---	---	---	---	---	---	---	---
				December 2023	---	---	---	---	5.22	---	---	---	---	---	---	---	---
TERNA ENERGY (CR)				(Contract Size: 100 Securities, Physical Delivery)													
18.91	18.41	18.9	-0.05%	March 2023	18.65	18.90	18.57	18.81	18.81	---	---	---	21.10	---	31	50	8,044
				June 2023	18.91	19.00	18.69	19.00	19.00	---	---	---	19.90	---	10	14	36
				September 2023	---	---	---	---	19.11	---	---	---	---	---	---	---	---
				December 2023	---	---	---	---	19.21	---	---	---	---	---	---	---	---
TITAN CEMENT (CB)				(Contract Size: 100 Securities, Physical Delivery)													
14.66	14.24	14.54	-0.41%	March 2023	14.50	14.54	14.48	14.54	14.54	---	---	---	15.98	---	12	28	744
				June 2023	14.90	14.90	14.90	14.90	14.90	---	---	---	14.90	---	1	2	33
				September 2023	---	---	---	---	14.76	---	---	---	---	---	---	---	---
				December 2023	---	---	---	---	14.83	---	---	---	---	---	---	---	---
VIOHALCO SA/NV (CB)				(Contract Size: 100 Securities, Physical Delivery)													
4.48	4.295	4.46	1.59%	March 2023	4.39	4.47	4.39	4.44	4.44	---	---	---	4.89	---	32	134	5,592
				June 2023	---	---	---	---	4.43	---	---	---	4.68	---	---	---	97
				September 2023	---	---	---	---	4.44	---	---	---	---	---	---	---	---
				December 2023	---	---	---	---	4.46	---	---	---	---	---	---	---	---

Daily Official List

Section 7: Index Options

Year: 144 Trading Day No: 45

Tuesday, 7 March, 2023

FTSE/Athex Large Cap

(Trade Unit: 1 Index Point x 2€ - Exercise Style: European, Cash Settlement)

Call Options

Put Options

Exerise Price	March 2023								April 2023								Other Months		March 2023								April 2023								Other Months		Exerise Price
	Open price	Price max	Price min	Last price	Closing price	Volume	Open Interest		Open price	Price max	Price min	Last price	Closing price	Volume	Open Interest		Open price	Price max	Price min	Last price	Closing price	Volume	Open Interest		Open price	Price max	Price min	Last price	Closing price	Volume	Open Interest		Volume	Open Interest			
1,725	0.00	0.00	0.00	-	903.00	-	-		-	-	-	-	-	-	-		0.00	0.00	0.00	-	0.02	-	-		-	-	-	-	-	-	-	-	1,725				
1,750	0.00	0.00	0.00	-	878.00	-	-		-	-	-	-	-	-	-		0.00	0.00	0.00	-	0.01	-	-		-	-	-	-	-	-	-	-	1,750				
1,775	0.00	0.00	0.00	-	853.00	-	-		-	-	-	-	-	-	-		0.00	0.00	0.00	-	0.02	-	-		-	-	-	-	-	-	-	-	1,775				
1,800	0.00	0.00	0.00	-	828.00	-	-		-	-	-	-	-	-	-		0.00	0.00	0.00	-	0.03	-	-		-	-	-	-	-	-	-	-	1,800				
1,825	0.00	0.00	0.00	-	803.00	-	-		-	-	-	-	-	-	-		0.00	0.00	0.00	-	0.01	-	-		-	-	-	-	-	-	-	-	1,825				
1,850	0.00	0.00	0.00	-	778.00	-	-		-	-	-	-	-	-	-		0.00	0.00	0.00	-	0.01	-	-		-	-	-	-	-	-	-	-	1,850				
1,875	0.00	0.00	0.00	-	753.00	-	-		-	-	-	-	-	-	-		0.00	0.00	0.00	-	0.01	-	-		-	-	-	-	-	-	-	-	1,875				
1,900	0.00	0.00	0.00	-	728.00	-	-		-	-	-	-	-	-	-		0.00	0.00	0.00	-	0.01	-	-		-	-	-	-	-	-	-	-	1,900				
1,925	0.00	0.00	0.00	-	703.00	-	-		-	-	-	-	-	-	-		0.00	0.00	0.00	-	0.01	-	-		-	-	-	-	-	-	-	-	1,925				
1,950	0.00	0.00	0.00	-	678.00	-	-		-	-	-	-	-	-	-		0.00	0.00	0.00	-	0.01	-	-		-	-	-	-	-	-	-	-	1,950				
1,975	0.00	0.00	0.00	-	653.00	-	-		-	-	-	-	-	-	-		0.00	0.00	0.00	-	0.01	-	-		-	-	-	-	-	-	-	-	1,975				
2,000	0.00	0.00	0.00	-	628.00	-	-		-	-	-	-	-	-	-		0.00	0.00	0.00	-	0.01	-	-		-	-	-	-	-	-	-	-	2,000				
2,050	0.00	0.00	0.00	-	578.00	-	-		-	-	-	-	-	-	-		0.00	0.00	0.00	-	0.02	-	-		-	-	-	-	-	-	-	-	2,050				
2,100	0.00	0.00	0.00	-	528.00	-	-		-	-	-	-	-	-	-		0.00	0.00	0.00	-	0.01	-	-		-	-	-	-	-	-	-	-	2,100				
2,150	0.00	0.00	0.00	-	478.00	-	-		0.00	0.00	0.00	-	468.00	-	-		0.00	0.00	0.00	-	0.01	-	-		0.00	0.00	0.00	-	0.14	-	-	-	2,150				
2,200	0.00	0.00	0.00	-	428.00	-	-		0.00	0.00	0.00	-	418.00	-	-		0.00	0.00	0.00	-	0.02	-	-		0.00	0.00	0.00	-	0.39	-	-	-	2,200				
2,250	0.00	0.00	0.00	-	378.00	-	-		0.00	0.00	0.00	-	369.00	-	-		0.00	0.00	0.00	-	0.01	-	-		0.00	0.00	0.00	-	1.00	-	-	-	2,250				
2,300	0.00	0.00	0.00	-	328.00	-	20		0.00	0.00	0.00	-	320.00	-	-		0.00	0.00	0.00	-	0.02	-	-		0.00	0.00	0.00	-	2.30	-	-	-	2,300				
2,350	0.00	0.00	0.00	-	278.00	-	40		0.00	0.00	0.00	-	273.00	-	-		0.00	0.00	0.00	-	0.03	-	81		0.00	0.00	0.00	-	4.90	-	-	-	2,350				
2,400	0.00	0.00	0.00	-	229.00	-	20		0.00	0.00	0.00	-	228.00	-	-		0.00	0.00	0.00	-	0.21	-	43		0.00	0.00	0.00	-	9.40	-	-	-	2,400				
2,450	0.00	0.00	0.00	-	179.00	-	-		0.00	0.00	0.00	-	185.00	-	-		0.00	0.00	0.00	-	1.00	-	83		0.00	0.00	0.00	-	16.75	-	-	-	2,450				
2,500	0.00	0.00	0.00	-	132.00	-	-		0.00	0.00	0.00	-	146.00	-	-		0.00	0.00	0.00	-	3.80	-	58		0.00	0.00	0.00	-	28.00	-	-	-	2,500				
2,550	0.00	0.00	0.00	-	89.50	-	22		0.00	0.00	0.00	-	112.00	-	-		0.00	0.00	0.00	-	11.00	-	20		0.00	0.00	0.00	-	43.75	-	-	-	2,550				
2,600	33.00	67.00	33.00	67.00	67.00	7	5		0.00	0.00	0.00	-	83.50	-	60		25.00	67.00	21.25	21.25	21.25	43	104		0.00	0.00	0.00	-	65.00	-	20	-	2,600				
2,650	21.00	21.00	21.00	21.00	21.00	5	19		40.00	51.50	40.00	51.50	51.50	2	20		80.00	21.00	80.00	80.00	80.00	5	36		0.00	0.00	0.00	-	91.00	-	22	-	2,650				
2,700	0.00	0.00	0.00	-	13.50	-	49		31.00	43.00	29.75	43.00	43.00	20	15		0.00	0.00	0.00	-	85.00	-	82		0.00	0.00	0.00	-	123.00	-	-	-	2,700				
2,750	0.00	0.00	0.00	-	5.30	-	40		0.00	0.00	0.00	-	27.75	-	-		0.00	0.00	0.00	-	127.00	-	41		0.00	0.00	0.00	-	159.00	-	40	-	2,750				
2,800	0.00	0.00	0.00	-	1.80	-	27		0.00	0.00	0.00	-	17.75	-	2		0.00	0.00	0.00	-	173.00	-	-		0.00	0.00	0.00	-	199.00	-	2	-	2,800				
2,850	0.00	0.00	0.00	-	0.50	-	-		0.00	0.00	0.00	-	11.00	-	-		0.00	0.00	0.00	-	222.00	-	-		0.00	0.00	0.00	-	242.00	-	1	-	2,850				
2,900	0.00	0.00	0.00	-	0.12	-	-		0.00	0.00	0.00	-	6.60	-	-		0.00	0.00	0.00	-	271.00	-	-		0.00	0.00	0.00	-	287.00	-	-	-	2,900				
2,950	0.00	0.00	0.00	-	0.02	-	-		0.00	0.00	0.00	-	3.80	-	-		0.00	0.00	0.00	-	321.00	-	-		0.00	0.00	0.00	-	334.00	-	-	-	2,950				
3,000	0.00	0.00	0.00	-	0.25	-	-		0.00	0.00	0.00	-	2.10	-	-		0.00	0.00	0.00	-	371.00	-	-		0.00	0.00	0.00	-	382.00	-	-	-	3,000				
Totals:						12	242								22	97	0	0							48	548							0	85	0	0	
Number of Trades:						4									5		0								5								0		0		

Hellenic Exchanges – Athens Stock Exchange S.A.

Market Analysis & Communication Unit

Section 7, 1/1

ALPHA SERVICES HOLD (CR)

(Contract Size: 100 Securities, Exercise Style: American, Physical Delivery)

Call Options																Put Options																				
March 2023								April 2023								Other Months		March 2023								April 2023								Other Months		
Exercise Price	Open price	Price max	Price min	Last price	Closing price	Volume	Open Interest	Open price	Price max	Price min	Last price	Closing price	Volume	Open Interest	Volume	Open Interest	Open price	Price max	Price min	Last price	Closing price	Volume	Open Interest	Open price	Price max	Price min	Last price	Closing price	Volume	Open Interest	Volume	Open Interest	Exercise Price			
0.500	0.000	0.000	0.000		0.860	-	-						-	-			0.000	0.000	0.000		0.001	-	-					-	-			0.005				
0.550	0.000	0.000	0.000		0.810	-	-						-	-			0.000	0.000	0.000		0.003	-	-					-	-			0.006				
0.600	0.000	0.000	0.000		0.760	-	-						-	-			0.000	0.000	0.000		0.001	-	-					-	-			0.006				
0.650	0.000	0.000	0.000		0.710	-	-						-	-			0.000	0.000	0.000		0.001	-	-					-	-			0.007				
0.700	0.000	0.000	0.000		0.660	-	-						-	-			0.000	0.000	0.000		0.001	-	-					-	-			0.007				
0.750	0.000	0.000	0.000		0.610	-	-						-	-			0.000	0.000	0.000		0.001	-	-					-	-			0.008				
0.800	0.000	0.000	0.000		0.560	-	-						-	-			0.000	0.000	0.000		0.002	-	-					-	-			0.008				
0.850	0.000	0.000	0.000		0.511	-	-	0.000	0.000	0.000		0.512	-	-			0.000	0.000	0.000		0.004	-	-	0.000	0.000	0.000		0.001	-	-			0.009			
0.900	0.000	0.000	0.000		0.461	-	-	0.000	0.000	0.000		0.462	-	-			0.000	0.000	0.000		0.001	-	-	0.000	0.000	0.000		0.001	-	-			0.009			
0.950	0.000	0.000	0.000		0.411	-	-	0.000	0.000	0.000		0.413	-	-			0.000	0.000	0.000		0.001	-	-	0.000	0.000	0.000		0.001	-	-			0.010			
1.000	0.000	0.000	0.000		0.361	-	-	0.000	0.000	0.000		0.363	-	-			0.000	0.000	0.000		0.001	-	-	0.000	0.000	0.000		0.001	-	-			0.010			
1.100	0.000	0.000	0.000		0.262	-	-	0.000	0.000	0.000		0.267	-	-			0.000	0.000	0.000		0.001	-	-	0.000	0.000	0.000		0.005	-	-			0.011			
1.200	0.000	0.000	0.000		0.169	-	-	0.200	0.200	0.200	0.200	0.200	3	-			0.000	0.000	0.000		0.009	-	-	0.000	0.000	0.000		0.017	-	-			0.012			
1.300	0.000	0.000	0.000		0.094	-	-	0.000	0.000	0.000		0.110	-	-			0.000	0.000	0.000		0.033	-	-	0.000	0.000	0.000		0.047	-	-			0.013			
1.400	0.000	0.000	0.000		0.043	-	-	0.000	0.000	0.000		0.060	-	-			0.000	0.000	0.000		0.082	-	-	0.000	0.000	0.000		0.097	-	-			0.014			
1.500	0.000	0.000	0.000		0.016	-	-	0.000	0.000	0.000		0.030	-	-			0.000	0.000	0.000		0.155	-	-	0.000	0.000	0.000		0.166	-	-			0.015			
1.600	0.000	0.000	0.000		0.005	-	-	0.000	0.000	0.000		0.013	-	-			0.000	0.000	0.000		0.244	-	-	0.000	0.000	0.000		0.250	-	-			0.016			
1.700	0.000	0.000	0.000		0.001	-	-	0.000	0.000	0.000		0.005	-	-			0.000	0.000	0.000		0.341	-	-	0.000	0.000	0.000		0.343	-	-			0.017			
1.800	0.000	0.000	0.000		0.002	-	-	0.000	0.000	0.000		0.002	-	-			0.000	0.000	0.000		0.440	-	-	0.000	0.000	0.000		0.440	-	-			0.018			
1.900	0.000	0.000	0.000		0.001	-	-	0.000	0.000	0.000		0.001	-	-			0.000	0.000	0.000		0.540	-	-	0.000	0.000	0.000		0.540	-	-			0.019			
2.000	0.000	0.000	0.000		0.001	-	-	0.000	0.000	0.000		0.001	-	-			0.000	0.000	0.000		0.640	-	-	0.000	0.000	0.000		0.640	-	-			0.020			
Totals:						0	0						3	0	0	0						0	0					0	0	0	0					
Number of Trades:						0							1		0							0.00				0		0		0						

NATIONAL BANK (CR)

(Contract Size: 100 Securities, Exercise Style: American, Physical Delivery)

Call Options															Put Options																		
March 2023							April 2023							Other Months		March 2023							April 2023							Other Months			
Exerise Price	Open price	Price max	Price min	Last price	Closing price	Volume	Open Interest	Open price	Price max	Price min	Last price	Closing price	Volume	Open Interest	Volume	Open Interest	Open price	Price max	Price min	Last price	Closing price	Volume	Open Interest	Open price	Price max	Price min	Last price	Closing price	Volume	Open Interest	Volume	Open Interest	Exerise Price
1.900	0.000	0.000	0.000		3.33	-	-						-	-			0.000	0.000	0.000		0.002	-	-					-	-			0.019	
2.000	0.000	0.000	0.000		3.23	-	-						-	-			0.000	0.000	0.000		0.001	-	-					-	-			0.020	
2.200	0.000	0.000	0.000		3.03	-	-						-	-			0.000	0.000	0.000		0.001	-	-					-	-			0.022	
2.400	0.000	0.000	0.000		2.83	-	-						-	-			0.000	0.000	0.000		0.001	-	-					-	-			0.024	
2.600	0.000	0.000	0.000		2.63	-	-						-	-			0.000	0.000	0.000		0.001	-	-					-	-			0.026	
2.800	0.000	0.000	0.000		2.43	-	-						-	-			0.000	0.000	0.000		0.001	-	-					-	-			0.028	
3.000	0.000	0.000	0.000		2.23	-	-	0.000	0.000	0.000		2.24	-	-			0.000	0.000	0.000		0.001	-	-	0.000	0.000	0.000		0.001	-	-			0.030
3.200	0.000	0.000	0.000		2.03	-	-	0.000	0.000	0.000		2.04	-	-			0.000	0.000	0.000		0.001	-	-	0.000	0.000	0.000		0.001	-	-			0.032
3.400	0.000	0.000	0.000		1.83	-	-	0.000	0.000	0.000		1.84	-	-			0.000	0.000	0.000		0.001	-	-	0.000	0.000	0.000		0.001	-	-			0.034
3.600	0.000	0.000	0.000		1.63	-	-	0.000	0.000	0.000		1.64	-	-			0.000	0.000	0.000		0.002	-	-	0.000	0.000	0.000		0.001	-	-			0.036
3.800	0.000	0.000	0.000		1.43	-	-	0.000	0.000	0.000		1.44	-	-			0.000	0.000	0.000		0.001	-	-	0.000	0.000	0.000		0.001	-	-			0.038
4.000	0.000	0.000	0.000		1.23	-	-	0.000	0.000	0.000		1.24	-	-			0.000	0.000	0.000		0.001	-	555	0.000	0.000	0.000		0.003	-	-			0.040
4.400	0.000	0.000	0.000		0.833	-	10	0.000	0.000	0.000		0.862	-	-			0.000	0.000	0.000		0.002	-	-	0.000	0.000	0.000		0.021	-	-			0.044
4.800	0.000	0.000	0.000		0.442	-	-	0.000	0.000	0.000		0.530	-	-			0.000	0.000	0.000		0.009	-	-	0.000	0.000	0.000		0.088	-	-			0.048
5.200	0.000	0.000	0.000		0.141	-	-	0.000	0.000	0.000		0.280	-	-			0.000	0.000	0.000		0.108	-	-	0.000	0.000	0.000		0.238	-	-			0.052
5.600	0.000	0.000	0.000		0.020	-	-	0.000	0.000	0.000		0.126	-	-			0.000	0.000	0.000		0.387	-	-	0.000	0.000	0.000		0.484	-	-			0.056
6.000	0.000	0.000	0.000		0.001	-	-	0.000	0.000	0.000		0.049	-	-			0.000	0.000	0.000		0.770	-	-	0.000	0.000	0.000		0.808	-	-			0.060
6.400	0.000	0.000	0.000		0.001	-	-	0.000	0.000	0.000		0.016	-	-			0.000	0.000	0.000		1.17	-	-	0.000	0.000	0.000		1.18	-	-			0.064
6.800	0.000	0.000	0.000		0.001	-	-	0.000	0.000	0.000		0.005	-	-			0.000	0.000	0.000		1.57	-	-	0.000	0.000	0.000		1.57	-	-			0.068
7.200	0.000	0.000	0.000		0.001	-	-	0.000	0.000	0.000		0.001	-	-			0.000	0.000	0.000		1.97	-	-	0.000	0.000	0.000		1.97	-	-			0.072
7.600	0.000	0.000	0.000		0.001	-	-	0.000	0.000	0.000		0.001	-	-			0.000	0.000	0.000		2.37	-	-	0.000	0.000	0.000		2.37	-	-			0.076
Totals:						0	10						0	0	0	0						0	555					0	0	0	270		
Number of Trades:							0						0		0							0.00					0		0				

OPAP (CR)

(Contract Size: 100 Securities, Exercise Style: American, Physical Delivery)

Call Options																Put Options																								
Exerise Price	March 2023							April 2023							Other Months		March 2023							April 2023							Other Months		Exerise Price							
	Open price	Price max	Price min	Last price	Closing price	Volume	Open Interest	Open price	Price max	Price min	Last price	Closing price	Volume	Open Interest	Volume	Open Interest	Open price	Price max	Price min	Last price	Closing price	Volume	Open Interest	Open price	Price max	Price min	Last price	Closing price	Volume	Open Interest	Volume	Open Interest								
8.800	0.000	0.000	0.000		5.84	-	-						-	-			0.000	0.000	0.000		0.001	-	-					-	-			0.088								
9.200	0.000	0.000	0.000		5.44	-	-	0.000	0.000	0.000		5.45	-	-			0.000	0.000	0.000		0.001	-	-	0.000	0.000	0.000		0.001	-	-			0.092							
9.600	0.000	0.000	0.000		5.04	-	-	0.000	0.000	0.000		5.05	-	-			0.000	0.000	0.000		0.001	-	-	0.000	0.000	0.000		0.001	-	-			0.096							
10.000	0.000	0.000	0.000		4.64	-	-	0.000	0.000	0.000		4.66	-	-			0.000	0.000	0.000		0.001	-	-	0.000	0.000	0.000		0.001	-	-			0.100							
11.000	0.000	0.000	0.000		3.64	-	-	0.000	0.000	0.000		3.66	-	-			0.000	0.000	0.000		0.001	-	-	0.000	0.000	0.000		0.001	-	-			0.110							
12.000	0.000	0.000	0.000		2.64	-	-	0.000	0.000	0.000		2.66	-	-			0.000	0.000	0.000		0.002	-	-	0.000	0.000	0.000		0.004	-	-			0.120							
13.000	0.000	0.000	0.000		1.64	-	-	0.000	0.000	0.000		1.71	-	-			0.000	0.000	0.000		0.001	-	-	0.000	0.000	0.000		0.048	-	-			0.130							
14.000	0.000	0.000	0.000		0.702	-	-	0.000	0.000	0.000		0.905	-	-			0.000	0.000	0.000		0.064	-	-	0.000	0.000	0.000		0.240	-	-			0.140							
15.000	0.000	0.000	0.000		0.136	-	-	0.000	0.000	0.000		0.368	-	-			0.000	0.000	0.000		0.498	-	1	0.000	0.000	0.000		0.704	-	-			0.150							
16.000	0.000	0.000	0.000		0.009	-	3	0.000	0.000	0.000		0.116	-	-			0.000	0.000	0.000		1.37	-	-	0.000	0.000	0.000		1.46	-	-			0.160							
17.000	0.000	0.000	0.000		0.001	-	-	0.000	0.000	0.000		0.026	-	-			0.000	0.000	0.000		2.37	-	-	0.000	0.000	0.000		2.38	-	-			0.170							
18.000	0.000	0.000	0.000		0.001	-	-	0.000	0.000	0.000		0.005	-	-			0.000	0.000	0.000		3.37	-	-	0.000	0.000	0.000		3.37	-	-			0.180							
19.000	0.000	0.000	0.000		0.001	-	-	0.000	0.000	0.000		0.001	-	-			0.000	0.000	0.000		4.37	-	-	0.000	0.000	0.000		4.37	-	-			0.190							
20.000	0.000	0.000	0.000		0.001	-	-	0.000	0.000	0.000		0.001	-	-			0.000	0.000	0.000		5.37	-	-	0.000	0.000	0.000		5.37	-	-			0.200							
Totals:							0	3								0	0	0	0								0	1								0	0	0	0	
Number of Trades:							0								0	0								0.00								0								0

OTE (CR)

(Contract Size: 100 Securities, Exercise Style: American, Physical Delivery)

Call Options															Put Options																					
March 2023								April 2023								Other Months		March 2023								April 2023								Other Months		
Exerise Price	Open price	Price max	Price min	Last price	Closing price	Volume	Open Interest	Open price	Price max	Price min	Last price	Closing price	Volume	Open Interest	Volume	Open Interest	Open price	Price max	Price min	Last price	Closing price	Volume	Open Interest	Open price	Price max	Price min	Last price	Closing price	Volume	Open Interest	Volume	Open Interest	Exerise Price			
9.600	0.000	0.000	0.000		4.42	-	-	0.000	0.000	0.000		4.43	-	-			0.000	0.000	0.000		0.001	-	-	0.000	0.000	0.000		0.001	-	-			0.096			
10.000	0.000	0.000	0.000		4.02	-	-	0.000	0.000	0.000		4.04	-	-			0.000	0.000	0.000		0.001	-	-	0.000	0.000	0.000		0.001	-	-			0.100			
11.000	0.000	0.000	0.000		3.02	-	-	0.000	0.000	0.000		3.04	-	-			0.000	0.000	0.000		0.001	-	-	0.000	0.000	0.000		0.002	-	-			0.110			
12.000	0.000	0.000	0.000		2.02	-	-	0.000	0.000	0.000		2.07	-	-			0.000	0.000	0.000		0.001	-	-	0.000	0.000	0.000		0.026	-	-			0.120			
13.000	0.000	0.000	0.000		1.03	-	-	0.000	0.000	0.000		1.20	-	-			0.000	0.000	0.000		0.013	-	-	0.000	0.000	0.000		0.154	-	-			0.130			
14.000	0.000	0.000	0.000		0.265	-	-	0.000	0.000	0.000		0.555	-	-			0.000	0.000	0.000		0.247	-	-	0.000	0.000	0.000		0.512	-	-			0.140			
15.000	0.000	0.000	0.000		0.021	-	5	0.000	0.000	0.000		0.204	-	2			0.000	0.000	0.000		1.00	-	1	0.000	0.000	0.000		1.16	-	-			0.150			
16.000	0.000	0.000	0.000		0.001	-	11	0.000	0.000	0.000		0.056	-	-			0.000	0.000	0.000		1.99	-	-	0.000	0.000	0.000		2.02	-	-			0.160			
17.000	0.000	0.000	0.000		0.001	-	-	0.000	0.000	0.000		0.012	-	-			0.000	0.000	0.000		2.99	-	-	0.000	0.000	0.000		2.99	-	-			0.170			
18.000	0.000	0.000	0.000		0.002	-	-	0.000	0.000	0.000		0.002	-	-			0.000	0.000	0.000		3.99	-	-	0.000	0.000	0.000		3.99	-	-			0.180			
19.000	0.000	0.000	0.000		0.001	-	-	0.000	0.000	0.000		0.001	-	-			0.000	0.000	0.000		4.99	-	-	0.000	0.000	0.000		4.99	-	-			0.190			
20.000	0.000	0.000	0.000		0.001	-	-	0.000	0.000	0.000		0.001	-	-			0.000	0.000	0.000		5.99	-	-	0.000	0.000	0.000		5.99	-	-			0.200			
22.000	0.000	0.000	0.000		0.001	-	-						-	-			0.000	0.000	0.000		7.99	-	-				-	-				0.220				
24.000	0.000	0.000	0.000		0.001	-	-						-	-			0.000	0.000	0.000		9.99	-	-				-	-				0.240				
26.000	0.000	0.000	0.000		0.001	-	-						-	-			0.000	0.000	0.000		11.99	-	-				-	-				0.260				
Totals:						0	16						0	2	0	0						0	1					0	60	0	0					
Number of Trades:						0							0		0							0.00						0		0						

PIRAEUS FINANCIAL HOLD (CR)

(Contract Size: 100 Securities, Exercise Style: American, Physical Delivery)

Call Options																Put Options																								
March 2023								April 2023								Other Months				March 2023								April 2023								Other Months				
Exerise Price	Open price	Price max	Price min	Last price	Closing price	Volume	Open Interest	Open price	Price max	Price min	Last price	Closing price	Volume	Open Interest	Volume	Open Interest	Open price	Price max	Price min	Last price	Closing price	Volume	Open Interest	Open price	Price max	Price min	Last price	Closing price	Volume	Open Interest	Volume	Open Interest	Exerise Price							
0.500	0.000	0.000	0.000		1.60	-	-							-	-		0.000	0.000	0.000		0.001	-	-					-	-			0.005								
0.550	0.000	0.000	0.000		1.55	-	-							-	-		0.000	0.000	0.000		0.001	-	-					-	-			0.006								
0.600	0.000	0.000	0.000		1.50	-	-							-	-		0.000	0.000	0.000		0.001	-	-					-	-			0.006								
0.650	0.000	0.000	0.000		1.45	-	-							-	-		0.000	0.000	0.000		0.001	-	-					-	-			0.007								
0.700	0.000	0.000	0.000		1.40	-	-							-	-		0.000	0.000	0.000		0.001	-	-					-	-			0.007								
0.750	0.000	0.000	0.000		1.35	-	-							-	-		0.000	0.000	0.000		0.001	-	-					-	-			0.008								
0.800	0.000	0.000	0.000		1.30	-	-							-	-		0.000	0.000	0.000		0.001	-	-					-	-			0.008								
0.850	0.000	0.000	0.000		1.25	-	-							-	-		0.000	0.000	0.000		0.001	-	-					-	-			0.009								
0.900	0.000	0.000	0.000		1.20	-	-							-	-		0.000	0.000	0.000		0.001	-	-					-	-			0.009								
0.950	0.000	0.000	0.000		1.15	-	-							-	-		0.000	0.000	0.000		0.001	-	-					-	-			0.010								
1.000	0.000	0.000	0.000		1.10	-	-							-	-		0.000	0.000	0.000		0.001	-	-					-	-			0.010								
1.100	0.000	0.000	0.000		1.00	-	-							-	-		0.000	0.000	0.000		0.001	-	-					-	-			0.011								
1.200	0.000	0.000	0.000		0.901	-	-	0.000	0.000	0.000		0.903	-	-		0.000	0.000	0.000		0.001	-	-	0.000	0.000	0.000		0.001	-	-			0.012								
1.300	0.000	0.000	0.000		0.801	-	-	0.000	0.000	0.000		0.803	-	-		0.000	0.000	0.000		0.001	-	-	0.000	0.000	0.000		0.001	-	-			0.013								
1.400	0.000	0.000	0.000		0.701	-	-	0.000	0.000	0.000		0.704	-	-		0.000	0.000	0.000		0.001	-	-	0.000	0.000	0.000		0.002	-	-			0.014								
1.500	0.000	0.000	0.000		0.601	-	-	0.000	0.000	0.000		0.605	-	-		0.000	0.000	0.000		0.001	-	-	0.000	0.000	0.000		0.001	-	-			0.015								
1.600	0.000	0.000	0.000		0.501	-	-	0.000	0.000	0.000		0.507	-	-		0.000	0.000	0.000		0.001	-	-	0.000	0.000	0.000		0.003	-	-			0.016								
1.700	0.000	0.000	0.000		0.402	-	10	0.000	0.000	0.000		0.412	-	-		0.000	0.000	0.000		0.001	-	-	0.000	0.000	0.000		0.008	-	-			0.017								
1.800	0.000	0.000	0.000		0.304	-	-	0.000	0.000	0.000		0.324	-	-		0.000	0.000	0.000		0.003	-	-	0.000	0.000	0.000		0.019	-	-			0.018								
1.900	0.000	0.000	0.000		0.213	-	-	0.000	0.000	0.000		0.245	-	-		0.000	0.000	0.000		0.012	-	-	0.000	0.000	0.000		0.040	-	-			0.019								
2.000	0.000	0.000	0.000		0.136	-	10	0.000	0.000	0.000		0.177	-	-		0.000	0.000	0.000		0.034	-	-	0.000	0.000	0.000		0.072	-	-			0.020								
2.200	0.000	0.000	0.000		0.038	-	-	0.000	0.000	0.000		0.081	-	10		0.000	0.000	0.000		0.137	-	-	0.000	0.000	0.000		0.176	-	-			0.022								
2.400	0.000	0.000	0.000		0.006	-	-	0.000	0.000	0.000		0.032	-	10		0.000	0.000	0.000		0.305	-	-	0.000	0.000	0.000		0.327	-	-			0.024								
2.600	0.000	0.000	0.000		0.001	-	-	0.000	0.000	0.000		0.010	-	-		0.000	0.000	0.000		0.500	-	-	0.000	0.000	0.000		0.506	-	-			0.026								
2.800	0.000	0.000	0.000		0.001	-	-	0.000	0.000	0.000		0.003	-	-		0.000	0.000	0.000		0.700	-	-	0.000	0.000	0.000		0.700	-	-			0.028								
3.000	0.000	0.000	0.000		0.001	-	-	0.000	0.000	0.000		0.001	-	-		0.000	0.000	0.000		0.900	-	-	0.000	0.000	0.000		0.900	-	-			0.030								
3.200	0.000	0.000	0.000		0.001	-	-	0.000	0.000	0.000		0.001	-	-		0.000	0.000	0.000		1.10	-	-	0.000	0.000	0.000		1.10	-	-			0.032								
3.400	0.000	0.000	0.000		0.001	-	-	0.000	0.000	0.000		0.001	-	-		0.000	0.000	0.000		1.30	-	-	0.000	0.000	0.000		1.30	-	-			0.034								
Totals:						0	20							0	20	0	0							0	0							0	0							
Number of Trades:						0								0		0								0.00								0				0				

PPC (CR)

(Contract Size: 100 Securities, Exercise Style: American, Physical Delivery)

Call Options																Put Options																			
March 2023																April 2023														Other Months					
Exercise Price	Open price	Price max	Price min	Last price	Closing price	Volume	Open Interest	Open price	Price max	Price min	Last price	Closing price	Volume	Open Interest	Volume	Open Interest	March 2023								April 2023								Other Months		Exercise Price
																	Open price	Price max	Price min	Last price	Closing price	Volume	Open Interest	Open price	Price max	Price min	Last price	Closing price	Volume	Open Interest	Open price	Price max	Price min	Last price	
3.400	0.000	0.000	0.000		4.13	-	-						-	-			0.000	0.000	0.000		0.001	-	-			-	-			0.034					
3.600	0.000	0.000	0.000		3.93	-	-						-	-			0.000	0.000	0.000		0.001	-	-			-	-			0.036					
3.800	0.000	0.000	0.000		3.73	-	-						-	-			0.000	0.000	0.000		0.001	-	-			-	-			0.038					
4.000	0.000	0.000	0.000		3.53	-	-						-	-			0.000	0.000	0.000		0.001	-	-			-	-			0.040					
4.400	0.000	0.000	0.000		3.13	-	-						-	-			0.000	0.000	0.000		0.001	-	-			-	-			0.044					
4.800	0.000	0.000	0.000		2.73	-	-	0.000	0.000	0.000		2.74	-	-			0.000	0.000	0.000		0.002	-	-	0.000	0.000	0.000	0.001	-	-			0.048			
5.200	0.000	0.000	0.000		2.33	-	-	0.000	0.000	0.000		2.34	-	-			0.000	0.000	0.000		0.001	-	-	0.000	0.000	0.000	0.001	-	-			0.052			
5.600	0.000	0.000	0.000		1.93	-	-	0.000	0.000	0.000		1.95	-	-			0.000	0.000	0.000		0.001	-	-	0.000	0.000	0.000	0.005	-	-			0.056			
6.000	0.000	0.000	0.000		1.53	-	-	0.000	0.000	0.000		1.56	-	-			0.000	0.000	0.000		0.001	-	-	0.000	0.000	0.000	0.018	-	-			0.060			
6.400	0.000	0.000	0.000		1.14	-	36	0.000	0.000	0.000		1.20	-	-			0.000	0.000	0.000		0.003	-	-	0.000	0.000	0.000	0.053	-	-			0.064			
6.800	0.000	0.000	0.000		0.757	-	122	0.000	0.000	0.000		0.875	-	-			0.000	0.000	0.000		0.023	-	-	0.000	0.000	0.000	0.128	-	-			0.068			
7.200	0.000	0.000	0.000		0.429	-	62	0.740	0.760	0.740	0.760	0.760	60	-			0.000	0.000	0.000		0.095	-	10	0.000	0.000	0.000	0.254	-	-			0.072			
7.600	0.000	0.000	0.000		0.200	-	225	0.000	0.000	0.000		0.391	-	27			0.000	0.000	0.000		0.266	-	-	0.000	0.000	0.000	0.443	-	-			0.076			
8.000	0.000	0.000	0.000		0.073	-	108	0.000	0.000	0.000		0.240	-	78			0.000	0.000	0.000		0.539	-	6	0.000	0.000	0.000	0.692	-	-			0.080			
8.400	0.000	0.000	0.000		0.020	-	10	0.000	0.000	0.000		0.137	-	18			0.000	0.000	0.000		0.887	-	-	0.000	0.000	0.000	0.990	-	-			0.084			
8.800	0.000	0.000	0.000		0.005	-	6	0.000	0.000	0.000		0.073	-	4			0.000	0.000	0.000		1.27	-	-	0.000	0.000	0.000	1.33	-	-			0.088			
9.200	0.000	0.000	0.000		0.001	-	-	0.000	0.000	0.000		0.038	-	-			0.000	0.000	0.000		1.67	-	-	0.000	0.000	0.000	1.69	-	-			0.092			
9.600	0.000	0.000	0.000		0.001	-	-	0.000	0.000	0.000		0.019	-	-			0.000	0.000	0.000		2.07	-	-	0.000	0.000	0.000	2.08	-	-			0.096			
10.000	0.000	0.000	0.000		0.001	-	-	0.000	0.000	0.000		0.009	-	-			0.000	0.000	0.000		2.47	-	-	0.000	0.000	0.000	2.47	-	-			0.100			
11.000	0.000	0.000	0.000		0.001	-	-	0.000	0.000	0.000		0.001	-	-			0.000	0.000	0.000		3.47	-	-	0.000	0.000	0.000	3.47	-	-			0.110			
Totals:						0	569							60	127	0	0							0	16							0	11	0	0
Number of Trades:						0								2		0								0.00								0		0	

Lending Products	Underlying Title	Multilateral Transactions[1]					Bilateral Transactions[2]		Stock Borrowing through OTC (volume)[3]
		Open Interest[5]	Volume(Offered)	Average Weighted	Transactions volume	Average Weighted	Transactions Volume	Average Weighted	Transactions Volume
ADMIEBOR	ADMIE (IPTO) HOLDING S.A. (CR)	---	---	---	---	---	---	---	311,061
AEGNBOR	AEGEAN AIRLINES (CR)	24,025	---	---	3,059	4.25%	---	---	38,150
ALPHABOR	ALPHA SERVICES HOLD (CR)	165,000	---	---	---	---	---	---	60,893,740
ALMYBOR	ALUMIL (CR)	---	---	---	---	---	---	---	---
OTOELBOR	AUTOHELLAS SA (CR)	8,860	---	---	1,800	4.25%	200	6.50%	59,978
AVAXBOR	AVAX S.A. (CR)	---	---	---	---	---	---	---	---
EEEBOR	CC HBC AG (CR)	14,673	---	---	---	---	26,000	4.96%	39,508
CENERBOR	CENERGY HOLDINGS (CB)	---	---	---	---	---	---	---	---
ELLAKTORBOR	ELLAKTOR (CR)	97,208	---	---	14,940	5.15%	---	---	10,379
ELHABOR	ELVALHALCOR (CR)	49,943	---	---	6,749	4.33%	---	---	64,887
EUROBBOR	EUROBANK HOLDINGS (CR)	290,098	---	---	12,000	5.36%	255,000	4.54%	35,882,763
EYDAPBOR	EYDAP S.A. (CR)	18,868	---	---	---	---	5,000	6.50%	200,301
FFGRPBOR	FOLLI FOLLIE (CR)	---	---	---	---	---	---	---	887,119
FOYRKBOR	FOURLIS (CR)	---	---	---	---	---	---	---	25,636
GEKTERNABOR	GEK TERNA (CR)	---	---	---	---	---	---	---	24,096
SARBOR	GR. SARANTIS S.A. (CR)	564	---	---	---	---	---	---	54,700
EXAEBOR	HELLENIC EXCHANGES-A.S.E. (CR)	15,000	---	---	---	---	---	---	173,601
ELPEBOR	HELLENIQ ENERGY (CR)	---	---	---	3,500	6.21%	---	---	168,138
INTRKBOR	INTRACOM HOLDINGS (CR)	---	---	---	---	---	---	---	---
INKATBOR	INTRAKAT (CR)	---	---	---	---	---	---	---	---
BELABOR	JUMBO SA (CR)	44,700	---	---	---	---	---	---	308,885
LAMDABOR	LAMDA DEVELOPMENT SA (CR)	---	---	---	---	---	---	---	531,417
MIGBOR	MARFIN INVESTMENT GROUP (CR)	46,366	---	---	---	---	---	---	1,204,474
MOHBOR	MOTOR OIL (CR)	101,708	---	---	5,800	4.25%	---	---	2,531,664
MYTILBOR	MYTILINEOS (CR)	32,810	---	---	---	---	---	---	115,619
ETEBOR	NATIONAL BANK (CR)	110,724	---	---	2	8.75%	100,000	5.50%	11,701,196
OPAPBOR	OPAP (CR)	19,796	---	---	1,713	4.25%	6,000	0.01%	1,446,738
HTOBOR	OTE (CR)	15,829	---	---	---	---	---	---	923,168
PPABOR	P.P.A. S.A. (CR)	3,150	---	---	600	5.82%	---	---	65,287
TPEIRBOR	PIRAEUS FINANCIAL HOLD (CR)	45,166	---	---	---	---	---	---	795,891
PPCBOR	PPC (CR)	2,000	---	---	---	---	---	---	2,122,578

Stock Lending Notes

- [1] - Multilateral contracts Lending or Borrowing as per Methods 8-1, 8-2 and 8-3-3 (According to ATHEX BoD Resolution No.17)
- [2] - Billateral Contracts Lending or Borrowing as per Methods 8-3-1 and 8-3-2 (According to ATHEX BoD Resolution No.20)
- [3] - The information concerning OTC Stock Borrowing Transactions is based on the statements of the Dematerialised Securities System (DSS) operators involved and refers to volumes that have been registered up until the previous working day.
- [4] - Average Price (Volume weighted)
- [5] - The Data concerning Open Interest before the start of trading session

Lending Products	Underlying Title	Multilateral Transactions[1]					Bilateral Transactions[2]		Stock Borrowing through OTC (volume)[3]
		Open Interest[5]	Volume(Offered)	Average Weighted	Transactions volume	Average Weighted	Transactions Volume	Average Weighted	Transactions Volume
QUALBOR	QUALITY & RELIABILITY SA (CR)	---	---	---	---	---	---	---	---
QUESTBOR	QUEST HOLDINGS (CR)	10,639	---	---	2,947	4.25%	---	---	84,088
TENERGYBOR	TERNA ENERGY (CR)	---	---	---	---	---	---	---	174,897
TITCBOR	TITAN CEMENT (CB)	11,104	---	---	148	5.00%	---	---	228,817
VIOBOR	VIOHALCO SA/NV (CB)	28,277	---	---	4,500	4.25%	---	---	---

Stock Lending Notes

[1] - Multilateral contracts Lending or Borrowing as per Methods 8-1, 8-2 and 8-3-3 (According to ATHEX BoD Resolution No.17)

[2] - Billateral Contracts Lending or Borrowing as per Methods 8-3-1 and 8-3-2 (According to ATHEX BoD Resolution No.20)

[3] - The information concerning OTC Stock Borrowing Transactions is based on the statements of the Dematerialised Securities System (DSS) operators involved and refers to volumes that have been registered up until the previous working day.

[4] - Average Price (Volume weighted)

[5] - The Data concerning Open Interest before the start of trading session

Sectors codification for listed companies

12003 -	ETF	10101010	Computer Services
10101015	Software	10102030	Computer Hardware
15101010	Telecommunications Equipment	15102015	Telecommunications Services
20101010	Health Care Facilities	20101025	Health Care Services
20102010	Medical Equipment	20103015	Pharmaceuticals
30101010	Banks	30202000	Diversified Financial Services
30202010	Asset Managers & Custodians	30202015	Investment Services
30204000	Closed End Investments	30302010	Full Line Insurance
30302015	Insurance Brokers	30302025	Property and Casualty Insurance
35101010	Real Estate Holding and Development	35101015	Real Estate Services
35102000	Diversified REITs	35102030	Office REITs
40201040	Rental & Leasing Services: Consumer	40202010	Home Construction
40202015	Household Furnishings	40202020	Household Appliance
40203040	Electronic Entertainment	40203045	Toys
40204020	Clothing & Accessories	40301010	Entertainment
40301030	Publishing	40301035	Radio & TV Broadcasters
40401010	Diversified Retailers	40401020	Apparel Retailers
40401025	Home Improvement Retailers	40401030	Specialty Retailers
40501010	Airlines	40501015	Travel & Tourism
40501020	Casinos & Gambling	40501025	Hotels & Motels
45101015	Distillers & Vintners	45101020	Soft Drinks
45102010	Farming Fishing Ranching & Plantations	45102020	Food Products
45103010	Tobacco	45201010	Food Retailers & Wholesalers
45201020	Personal Products	50101010	Construction
50101020	Building Roof/Wallboard and Plumbing	50101030	Cement
50101035	Building Materials: Other	50202010	Electrical Components
50203000	Diversified Industrials	50203015	Plastics
50203030	Containers & Packaging	50204000	Machinery: Industrial
50204020	Machinery: Construction & Handling	50205010	Industrial Suppliers
50205020	Back Office Support HR & Consulting	50205030	Forms & Bulk Printing Services
50206015	Commercial Vehicles & Parts	50206030	Marine Transportation
50206060	Transportation Services	55101000	Diversified Materials
55101020	Textile Products	55102000	General Mining
55102010	Iron & Steel	55102015	Metal Fabricating
55102035	Aluminum	60101020	Oil Refining and Marketing
65101010	Alternative Electricity	65101015	Conventional Electricity
65102030	Water		



ATHEX
Athens Stock Exchange

Λεωφ. Αθηνών 110 104 42 Αθήνα
110, Athinon Ave. GR 104 42 Athens
tel. (+30)210-33.66.800, fax (+30)210-33.66.101
www.athexgroup.gr