

23

Ημερήσιο Δελτίο  
Συναλλακτικής Δραστηριότητας

Daily Official List  
of Trading Activity

Friday, 10 March, 2023

Year: 144 Trading Day No: 48



**ATHEXGROUP**  
Athens Exchange Group

**Disclaimer:**

Hellenic Exchanges-Athens Stock Exchange S.A. endeavours to ensure that the data and other material ("Information") presented on the Daily Official List are accurate and complete, but it is not liable for any errors or omissions of data or /and for the accuracy, credibility, updating and completeness of the aforesaid information nor it has any liability arising directly or indirectly from the use of the above Information.

The Company is not liable for the accuracy of the data included in listed companies' announcements. Only the sender of such an announcement is fully and solely liable for any infringement of third party's rights from the content of such announcement. All contents of the Daily Official List are provided only for information purposes and do not constitute investment advice or solicitation to invest in securities or other products listed for trading on the Exchange.

You acknowledge and agree that the Company is the owner of any property rights related to any Information appearing on the Daily Official List including intellectual property rights copyright, trademarks, etc.

The above data are a property of the Hellenic Exchanges-Athens Exchange and are copyright protected. Users are forbidden to reproduce, modify, copy, sale, transmit or redistribute, by all reproduction means and methods, part or the whole of the above data, without reference to their source.

The commercial exploitation of these data is, also, forbidden by third parties. Hellenic Exchanges-Athens Exchange does not carry any responsibility, direct or indirect, derived from usage or accidental alteration of the above data when used by third parties.

---

**Hellenic Exchanges – Athens Stock Exchange S.A.**

110 Athinon Ave., 10442 Athens, Tel: (210) 33.66.800, Fax: (210) 32.13.938

[www.athexgroup.gr](http://www.athexgroup.gr)

---

**Thessalonica Stock Exchange Center (T.S.E.C)**

16-18 Katouni Str., Thessalonica 546 25 Tel: (2310) 567.667, Fax: (2310) 530.545

---

**Athex Members Guarantee Fund**

14-16 Fidiou Str., Athens 106 78, Tel: (210) 33.04.682, Fax: (210) 33.04.155

---

**Hellenic Republic Capital Market Commission**

1 Kolokotroni Str. & 1 Stadiou Str., Athens 10562 Tel: (210) 33.77.100 Fax: (210) 33.77.173

---

**Table of Contents**

---

**Section 1: Statistical Figures of Securities, Derivatives and Lending**

Summary of Markets

Athex Indices

Analytic Figures for Athex Market's Boards and Categories

Trading Details by Athex Sectors and Financial Instruments (ETFs)

Top 10 best &amp; worst performing Shares

Derivatives Summary

**Section 2: Analytic Figures of Shares Transactions**

Analytic Figures of Shares Transactions

Shares' Notes

**Section 3: Figures of Securities Transactions**

Securities Blocks Details

Shares Rights Details

Stock Borrowing

Forced Sales Details

Forced Sales Registered Shares

Exchange Traded Funds (ETFs) Characteristics

**Section 5: Bonds traded in Fixed Income Assets Market**

Convertible Corporate Bonds - Regulated Market

Non Convertible Corporate Bonds - Regulated Market

Government Bonds

Treasury Bills &amp; Zero Coupon Government Bonds

Government Bonds Traded with the Open Outcry Method

State Banks Bonds

**Section 6: Additional Infos**

Athex &amp; ATHEXClear Members List

List of Stocks under Market Making operations

**Section 7: Derivatives Market Analytic Figures**

Index Futures

Stock Futures

Index Options

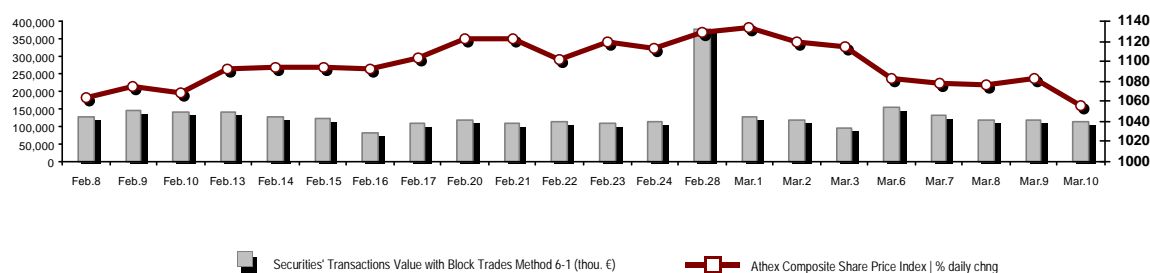
Stock Options

Stock Lending Analytic Figures

**Appendix A: Sectors codification for listed companies**

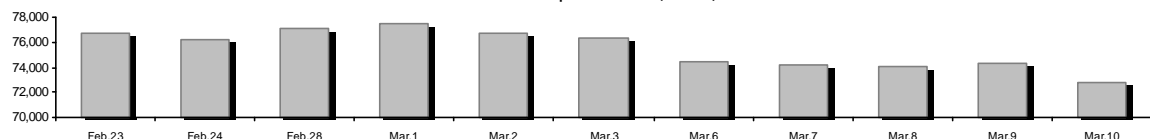
## Summary of Markets

Athex Composite Share Price Index vs Shares and Derivatives Transactions Value

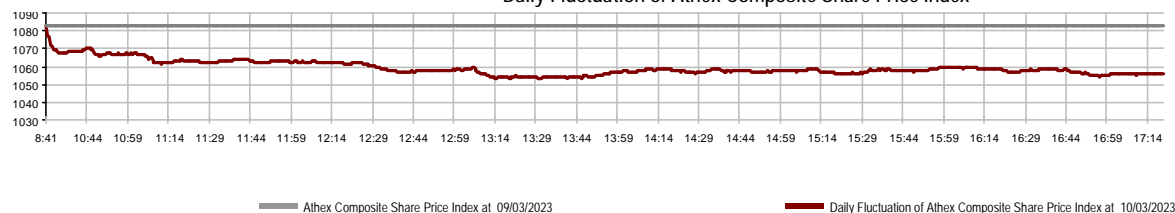


Athex Capitalisation (mill. €) **:	72,735.02		Derivatives Total Open Interest	331,153	
Daily change: mill. €   %	-1,616.73	-2.17%	in Index Futures   % daily chng	8,343	3.08%
Yearly Avg Capitalisation: mill. €   % chng prev year Avg	71,749.60	13.78%	in Stock Futures   % daily chng	319,559	0.47%
Athex Composite Share Price Index   % daily chng	1,056.26	-2.49%	in Index Options   % daily chng	1,155	10.53%
Athex Composite Share Price Index Capitalisation (mill. €)	65,571.40		in Stock Options   % daily chng	2,096	0.00%
Daily change (mill. €)	-1,589.05				
Securities' Transactions Value with Block Trades Method 6-1 (t	113,352.32		Derivatives Contracts Volume:	85,840	
Daily change: %	-4,527.33	-3.84%	Daily change: pieces   %	37,322	76.92%
YtD Avg Trans. Value: thou. €   % chng prev year Avg	112,760.29	56.07%	YtD Avg Derivatives Contracts % chng prev year Avg	44,588	29.80%
Blocks Transactions Value of Method 6-1 (thou. €)	9,957.25		Derivatives Trades Number:	3,675	
Blocks Transactions Value of Method 6-2 & 6-3 (thou. €)	74.64		Daily change: number   %	700	23.53%
Bonds Transactions Value (thou.€)	661.00		YtD Avg Trades number % chng prev year Avg	2,417	17.66%
Securities' Transactions Volume with Block Trades Method 6-1 (tho	49,669.19		Lending Total Open Interest	1,073,529	
Daily change: thou. pieces   %	15,367.71	44.80%	Daily change: pieces   %	15,855	1.50%
YtD Avg Volume: % chng prev year Avg	46,501.34	64.02%	Lending Volume (Multilateral/Bilateral)	318,233	
Blocks Transactions Volume of Method 6-1 (thou. Pieces)	3,910.98		Daily change: pieces   %	238,100	
Blocks Transactions Volume of Method 6-2 & 6-3 (thou. Pieces)	114.56		Multilateral Lending	289,633	
Bonds Transactions Volume	713,000		Bilateral Lending	28,600	
Securities' Trades Number with Block Trades Method 6-1	41,338		Lending Trades Number:	71	
Daily change: number   %	1,560	3.92%	Daily change: %	26	
YtD Avg Trades number % chng prev year Avg	38,644	31.37%	Multilateral Lending Trades Number	68	
Number of Blocks Method 6-1	11		Bilateral Lending Trades Number	3	
Number of Blocks Method 6-2 & 6-3	3				
Number of Bonds Transactions	180				

Athex Capitalisation (mill. €) \*\*



Daily Fluctuation of Athex Composite Share Price Index



## Athex Indices

Index name	10/03/2023	09/03/2023	pts.	%	Min	Max	Year min	Year max	Year change
Athex Composite Share Price Index	1,056.26 $\text{€}$	1,083.22	-26.96	-2.49%	1,053.23	1,083.22	929.79	1,140.96	13.60% #
Athex ESG Index	1,203.20 $\text{€}$	1,237.83	-34.63	-2.80%	1,201.66	1,237.83	1,057.52	1,311.72	13.76% #
FTSE/Athex Large Cap	2,564.24 $\text{€}$	2,639.40	-75.16	-2.85%	2,560.89	2,639.40	2,250.77	2,795.71	13.89% #
FTSE/Athex Mid Cap Index	1,548.19 $\text{€}$	1,570.09	-21.90	-1.39%	1,538.61	1,570.09	1,411.43	1,660.73	9.69% #
FTSE/ATHEX High Dividend Yield Index	3,351.30 $\text{€}$	3,388.60	-37.30	-1.10%	3,327.37	3,388.60	3,028.28	3,547.10	10.67% #
FTSE/ATHEX Global Traders Index Plus	3,012.40 $\text{€}$	3,076.61	-64.21	-2.09%	3,009.54	3,076.61	2,616.09	3,117.64	15.15% #
FTSE/ATHEX Mid & Small Cap Factor-Weighted Ind	4,707.96 $\text{€}$	4,728.98	-21.02	-0.44%	4,687.11	4,728.98	4,353.12	4,965.04	7.11% #
ATHEX Select Index Plus	3,455.72 $\text{€}$	3,509.46	-53.74	-1.53%	3,427.25	3,509.46	3,071.06	3,706.63	12.53% #
ATHEX Select Index	5,461.27 $\text{€}$	5,512.17	-50.90	-0.92%	5,437.77	5,512.17	4,343.88	6,091.85	25.72% #
FTSE/Athex Market Index	611.62 $\text{€}$	628.61	-16.99	-2.70%	610.75	628.61	539.21	662.70	13.40% #
Athex Composite Index Total Return Index	1,866.24 $\text{€}$	1,913.88	-47.64	-2.49%	1,860.89	1,913.88	1,641.17	2,015.89	13.71% #
FTSE/Athex Large Cap Total Return	4,103.36 $\text{€}$	4,223.63	-120.27	-2.85%			3,623.42	4,431.63	13.95% #
FTSE/Athex Mid Cap Total Return	2,039.19 $\text{€}$	2,068.04	-28.85	-1.40%			1,881.61	2,180.39	9.77% #
Hellenic Mid & Small Cap Index	1,521.87 $\text{€}$	1,546.81	-24.94	-1.61%	1,512.87	1,546.81	1,365.14	1,599.85	11.48% #
FTSE/Athex Banks	793.34 $\text{€}$	840.46	-47.12	-5.61%	793.11	840.46	640.09	954.15	23.85% #
FTSE/Athex Insurance	2,812.77 $\text{€}$	2,828.05	-15.28	-0.54%	2,812.77	2,828.05	2,751.62	3,042.07	-4.17% $\text{€}$
FTSE/Athex Financial Services	1,208.69 $\text{€}$	1,219.83	-11.14	-0.91%	1,187.35	1,219.83	672.72	1,375.02	76.35% #
FTSE/Athex Industrial Goods & Services	5,505.14 $\text{€}$	5,627.37	-122.23	-2.17%	5,488.13	5,627.37	4,603.86	5,816.79	18.68% #
FTSE/Athex Retail	990.11 $\text{€}$	1,021.46	-31.35	-3.07%	982.64	1,021.46	901.21	1,129.08	9.86% #
FTSE/ATHEX Real Estate	4,072.68 $\text{€}$	4,162.00	-89.32	-2.15%	4,041.03	4,162.51	3,897.31	4,461.05	-0.01% $\text{€}$
FTSE/Athex Consumer Goods & Services	11,820.30 $\text{€}$	12,154.01	-333.71	-2.75%	11,808.02	12,154.01	8,974.47	12,337.62	29.07% #
FTSE/Athex Food & Beverage	9,027.81 $\text{€}$	9,212.94	-185.13	-2.01%	9,001.89	9,212.94	8,101.49	9,249.97	6.63% #
FTSE/Athex Basic Resources	7,105.25 $\text{€}$	7,262.23	-156.98	-2.16%	7,055.91	7,262.23	6,463.31	7,812.43	9.49% #
FTSE/Athex Construction & Materials	3,548.60 $\text{€}$	3,582.02	-33.42	-0.93%	3,496.17	3,582.02	3,204.90	3,846.65	10.72% #
FTSE/Athex Energy	5,378.08 $\text{€}$	5,531.20	-153.12	-2.77%	5,369.16	5,531.20	4,931.66	5,856.79	6.92% #
FTSE/Athex Travel & Leisure	2,507.87 #	2,473.04	34.83	1.41%	2,460.48	2,507.87	2,196.17	2,610.07	13.11% #
FTSE/Athex Technology	2,164.04 $\text{€}$	2,200.82	-36.78	-1.67%	2,155.50	2,200.82	2,047.81	2,279.06	5.35% #
FTSE/Athex Telecommunications	3,765.01 $\text{€}$	3,821.09	-56.08	-1.47%	3,759.51	3,821.09	3,759.51	4,391.80	-7.53% $\text{€}$
FTSE/Athex Utilities	5,006.11 $\text{€}$	5,079.17	-73.06	-1.44%	4,942.34	5,079.17	4,598.77	5,289.37	8.86% #
FTSE/Athex Health Care	429.08 #	417.76	11.32	2.71%	417.76	429.08	390.59	469.84	2.43% #
FTSE/Athex Personal Products	6,750.91 $\text{€}$	7,009.54	-258.63	-3.69%	6,736.45	7,009.54	6,598.06	7,905.24	2.19% #
Athex All Share Index	254.88 $\text{€}$	260.56	-5.68	-2.18%	254.88	254.88	231.11	271.62	10.70% #
Hellenic Corporate Bond Index	120.97 #	120.89	0.08	0.07%			118.78	121.26	1.67% #
Hellenic Corporate Bond Price Index	87.06 #	87.01	0.05	0.06%			86.05	87.55	0.97% #

Note 1: FTSE/Med 100, Hellenic Corporate Bond Price Index and Hellenic Corporate Bond Index closing prices refer to the previous trading day of 08/03/2023.

Note 2: The Hellenic Mid & Small Cap Index is a Customized index calculated by the Athens Exchange.

## Analytic Figures for Athex Market's Boards and Categories

	Total Traded Securities	Main Market	Surveillance	Exchange Traded Funds (ETFs)
Totals	115	104	10	1
Gain / Lose / Same:	11 / 89 / 15	10 / 82 / 12	1 / 6 / 3	0 / 1 / 0
Athex Capitalisation (mill. €) **	72,735.02	72,333.29	401.73	
Daily Average Trans/ons Value(thou.€)	112,760.29	112,382.25	374.07	39.38
Transactions Value	113,426.96	113,119.41	239.08	68.47
Main Board:	103,395.07	103,093.53	233.08	68.47
Blocks Board 6_2_3:	10,031.88	10,025.88	6.00	0.00
Forced Sales Board:	0.00	0.00	0.00	0.00
Special Terms Board:	0.00	0.00	0.00	0.00
Daily Average Transactions Volume	46,501,336	44,923,800	1,587,344	1,573
Transactions Volume	49,783,747	46,889,315	2,891,739	2,693
Main Board:	45,758,208	42,963,776	2,791,739	2,693
Blocks Board 6_2_3:	4,025,539	3,925,539	100,000	0
Forced Sales Board:	0	0	0	0
Special Terms Board:	0	0	0	0
Daily Average Number of Trades	38,644	38,325	316	4
Number of Trades	41,341	41,010	328	3
Main Board:	41,327	40,997	327	3
Blocks Board 6_2_3:	14	13	1	0
Forced Sales Board:	0	0	0	0
Special Terms Board:	0	0	0	0

## Trading Details by Athex Sectors and Financial Instruments (ETFs)

Code	Sectors	Gain / Lose / Same	Number of Trades	Transactions Volume	Transactions Value	% of Total Trans. Value
3010	- Banks	0 / 5 / 0	17,448	33,454,116	56,625,196.88	49.92%
5510	- Basic Resources	1 / 9 / 1	1,127	341,483	915,005.47	0.81%
5010	- Construction & Materials	2 / 9 / 2	2,498	983,940	3,221,334.86	2.84%
4020	- Consumer Products & Services	0 / 6 / 1	1,705	527,544	8,543,535.33	7.53%
6010	- Energy	0 / 4 / 0	2,525	331,420	6,304,428.39	5.56%
12000	- Financial Instruments	0 / 1 / 0	3	2,693	68,469.90	0.06%
3020	- Financial Services	0 / 4 / 1	653	6,957,526	2,341,930.84	2.06%
4510	- Food Beverage & Tobacco	0 / 5 / 3	388	79,652	1,328,440.14	1.17%
2010	- Health Care	1 / 1 / 1	107	164,738	70,572.12	0.06%
5020	- Industrial Goods & Service	2 / 14 / 2	3,074	3,322,852	5,623,212.50	4.96%
3030	- Insurance	0 / 1 / 0	4	110	405.20	0.00%
4030	- Media	0 / 0 / 1	27	37,700	19,337.00	0.02%
4520	- Personal Care, Drug & Grocery Stores	0 / 2 / 0	158	19,038	114,275.56	0.10%
3510	- Real Estate	1 / 7 / 1	1,084	302,154	1,192,455.00	1.05%
4040	- Retail	1 / 2 / 2	237	47,340	148,034.29	0.13%
1010	- Technology	0 / 9 / 0	841	294,698	871,669.41	0.77%
1510	- Telecommunications	0 / 2 / 0	2,022	456,675	6,165,488.50	5.44%
4050	- Travel & Leisure	3 / 3 / 0	2,939	742,700	7,600,659.23	6.70%
6510	- Utilities	0 / 5 / 0	4,501	1,717,368	12,272,508.55	10.82%

## Top 10 best &amp; worst performing Shares

Main Market					
With positive Price change	Closing price	change	With negative Price change	Closing price	change
OPAP (CR)	14.73	1.52% #	ALPHA SERVICES HOLD (CR)	1.2	-6.18% €
ALUMIL (CR)	2.19	0.92% #	NATIONAL BANK (CR)	4.563	-5.94% €
CENERGY HOLDINGS (CB)	3.89	0.91% #	EUROBANK HOLDINGS (CR)	1.3	-5.32% €
IKTINOS HELLAS SA (CR)	0.594	0.85% #	CPI SA (CR)	0.588	-5.16% €
THRACE PLASTICS SA (CR)	4.14	0.49% #	CENTRIC HOLDINGS (CR)	0.281	-4.75% €
AEGEAN AIRLINES (CR)	7.18	0.28% #	KEKROPS SA (CR)	1.104	-4.66% €
			PIRAEUS FINANCIAL HOLD (CR)	1.984	-4.61% €
			INTERTECH SA (CR)	1.025	-4.21% €
			GR. SARANTIS S.A. (CR)	6.71	-4.01% €
			FOURLIS (CR)	3.445	-3.91% €
With the highest Transactions Value	Value (thou. €)	change	With the highest Transactions Volume	Volume	change
ALPHA SERVICES HOLD (CR)	16,931.07	-6.18% €	ALPHA SERVICES HOLD (CR)	13,934,382	-6.18% €
PIRAEUS FINANCIAL HOLD (CR)	15,111.21	-4.61% €	EUROBANK HOLDINGS (CR)	9,272,073	-5.32% €
NATIONAL BANK (CR)	12,276.09	-5.94% €	PIRAEUS FINANCIAL HOLD (CR)	7,591,229	-4.61% €
EUROBANK HOLDINGS (CR)	12,229.08	-5.32% €	MARFIN INVESTMENT GROUP (CR)	6,740,397	0.00% -
PPC (CR)	9,517.62	-1.59% €	NATIONAL BANK (CR)	2,651,936	-5.94% €
JUMBO SA (CR)	8,147.05	-2.78% €	PPC (CR)	1,184,667	-1.59% €
OPAP (CR)	7,178.24	1.52% #	OPAP (CR)	492,556	1.52% #
OTE (CR)	6,162.14	-1.46% €	OTE (CR)	456,122	-1.46% €
MOTOR OIL (CR)	5,596.55	-3.50% €	ADMIE (IPTO) HOLDING S.A. (CR)	385,547	-1.61% €
MYTILINEOS (CR)	3,711.91	-2.50% €	JUMBO SA (CR)	383,734	-2.78% €

Note: Stocks that are not included in the "Under Supervision" category, and the transactions value is more than 10,000 €.

## Derivatives Summary

	Number of Trades	Volume	Open Interest
<b>Index Futures</b>	<b>519</b>	<b>3,173</b>	<b>8,343</b>
FTSE/Athex Banks	20	172	539
FTSE/Athex Large Cap	499	3,001	7,804
<b>Stock Futures</b>	<b>3,125</b>	<b>82,324</b>	<b>319,559</b>
ADMIE (IPTO) HOLDING S.A. (CR)	34	300	15,313
AEGEAN AIRLINES (CR)	4	16	79
ALPHA SERVICES HOLD (CR)	808	49,858	124,628
AUTOHELLAS SA (CR)	0	0	117
AVAX S.A. (CR)	3	43	257
CC HBC AG (CR)	23	123	824
CENERGY HOLDINGS (CB)	24	61	6,936
ELLAKTOR (CR)	2	20	1,022
ELVALHALCOR (CR)	20	48	1,294
EUROBANK HOLDINGS (CR)	220	4,484	13,454
EYDAP S.A. (CR)	12	45	500
FOURLIS (CR)	18	623	1,513
GEK TERNA (CR)	19	107	7,954
HELLENIC EXCHANGES-A.S.E. (CR)	101	619	3,433
HELLENIQ ENERGY (CR)	9	46	1,541
INTRACOM HOLDINGS (CR)	18	67	5,173
INTRAKAT (CR)	29	453	6,692
JUMBO SA (CR)	33	42	588
LAMDA DEVELOPMENT SA (CR)	61	222	5,672
MARFIN INVESTMENT GROUP (CR)	10	466	2,698
MOTOR OIL (CR)	25	108	851
MYTILINEOS (CR)	73	270	2,200
NATIONAL BANK (CR)	461	5,341	13,857
OPAP (CR)	57	483	2,348
OTE (CR)	186	1,025	11,895
P.P.A. S.A. (CR)	0	0	456
PIRAEUS FINANCIAL HOLD (CR)	474	15,548	47,387
PPC (CR)	306	1,561	26,030
QUEST HOLDINGS (CR)	2	2	127
TERNA ENERGY (CR)	48	214	8,200
TITAN CEMENT (CB)	8	28	768
VIOHALCO SA/NV (CB)	37	101	5,752
<b>Index Options</b>	<b>27</b>	<b>316</b>	<b>1,155</b>
FTSE/Athex Large Cap	27	316	1,155
<b>Stock Options</b>	<b>4</b>	<b>27</b>	<b>2,096</b>
ALPHA SERVICES HOLD (CR)	0	0	3
NATIONAL BANK (CR)	0	0	835
OPAP (CR)	0	0	4
OTE (CR)	1	1	81
PIRAEUS FINANCIAL HOLD (CR)	0	0	340
PPC (CR)	3	26	833
<b>Total Derivatives Traded</b>	<b>3,675</b>	<b>85,840</b>	<b>331,153</b>



Number of Outstanding Securities	Nominal Value	Dividends [1]			Date of Last Coupon Dividend [2]		Note	Shares	Closing price	% change	Previous closing price/date	Open price	Price min	Price max	Last price	Avg price	Last Bid [7]	Last Ask [7]	P/E after tax	Year	Volume	Trades	Transactions Value[8]	Company Mkt Value (thou. €)	Year low	Year high	Sector[ 4]
----------------------------------	---------------	---------------	--	--	----------------------------------	--	------	--------	---------------	----------	-----------------------------	------------	-----------	-----------	------------	-----------	--------------	--------------	---------------	------	--------	--------	-----------------------	-----------------------------	----------	-----------	------------

Main Market - High Liquidity Class

2,348,908,567	0.290	---	---	---	07/04/2008	18/04/2017	---	ALPHA SERVICES HOLD (CR)	1.2	-6.18	€	1.279	09/03/2023	1.242	1.2	1.2495	1.2	1.215	6666@1.20	500@1.20	---	---	13,934,382	6,185	16,931,074.74	2,818,690.28	1.0015	1.513	30101010
16,862,067	1.00	---	---	---		27/01/2023	---	AUSTRIACARD (CB)	13.42	---	↘	---	*	---	---	---	---	---	---	---	---	---	---	---	---	226,288.94	13.42	13.42	10101010
48,624,764	0.080	0.23	0.46	---	08/04/2022	05/12/2022	---	AUTOHELLAS SA (CR)	11.64	-2.35	€	11.92	09/03/2023	11.84	11.62	11.84	11.64	11.67	846@11.60	1000@11.72	---	---	29,137	268	340,022.94	565,992.25	10.06	12.56	40201040
190,162,681	---	---	---	---		07/12/2016	---	CENERGY HOLDINGS (CB)	3.89	0.91	⬇	3.855	09/03/2023	3.87	3.83	3.925	3.89	3.861	1000@3.89	400@3.91	---	---	284,184	739	1,097,121.30	739,732.83	3.015	4.18	50202010
372,086,095	6.70	0.64	0.71	---	07/07/2022	29/04/2013	---	CC HBC AG (CR)	24.1	-2.03	€	24.6	09/03/2023	24.6	24.02	24.6	24.1	24.148	270@24.00	15@24.14	---	---	51,870	304	1,252,541.20	8,967,274.89	21.54	24.7	45101020
3,710,677,508	0.220	---	---	---	02/05/2008	20/05/2019	---	EUROBANK HOLDINGS (CR)	1.3	-5.32	€	1.373	09/03/2023	1.34	1.292	1.353	1.3	1.319	13868@1.30	328925@1.30	---	---	9,272,073	3,123	12,229,076.86	4,823,880.76	1.0495	1.4935	30101010
52,131,944	1.00	---	0.1102	---	30/06/2022	23/07/2019	---	FOURLIS (CR)	3.445	-3.91	€	3.585	09/03/2023	3.56	3.425	3.56	3.445	3.479	10@3.46	787@3.50	---	---	30,766	139	107,046.58	179,594.55	3.26	3.99	40401010
305,635,185	2.18	0.1	0.1	0.3	11/01/2023	01/10/2003	---	HELLENIO ENERGY (CR)	7.8	-0.64	€	7.85	09/03/2023	7.8	7.72	7.85	7.8	7.768	34@7.79	1548@7.80	---	---	89,078	490	691,977.85	2,383,954.44	6.93	8.68	60101020
136,059,759	0.880	0.77	0.77	---	09/12/2022	05/03/2014	---	JUMBO SA (CR)	21	-2.78	€	21.6	09/03/2023	21.38	20.96	21.54	21	21.231	10463@21.00	311@21.02	---	---	383,734	1,247	8,147,050.06	2,857,254.94	15.61	22.06	40203045
176,736,715	0.300	---	---	---	30/05/2007	27/11/2019	---	LAMDA DEVELOPMENT SA (CR)	5.985	-2.60	€	6.145	09/03/2023	6.145	5.935	6.145	5.985	5.999	1000@5.98	1619@6.03	---	---	151,319	791	907,756.89	1,057,769.24	5.57	6.6	35101010
939,510,748	0.100	---	---	---	26/04/2007	29/08/2014	---	MARFIN INVESTMENT GROUP (CR)	0.217	---	↘	0.217	09/03/2023	0.217	0.217	0.2175	0.217	0.217	7650927@0.217	2699605@0.218	---	---	6,740,397	118	1,462,685.11	203,873.83	0.0329	0.28	30202000
107,222,688	0.440	---	(0.5667)	---	17/06/2022	16/03/2022	---	QUEST HOLDINGS (CR)	5	-1.19	€	5.06	09/03/2023	5.06	4.945	5.06	5	4.99	3224@4.94	2480@5.00	---	---	33,783	151	168,569.09	536,113.44	4.72	5.46	10101010
78,325,475	---	---	---	---		23/07/2019	---	TITAN CEMENT (CB)	14.26	-0.70	€	14.36	09/03/2023	14.32	14.06	14.32	14.26	14.203	17@14.24	642@14.28	---	---	70,279	781	998,141.22	1,116,921.27	12.04	16	50101030
259,189,761	0.02	0.1	---	---	03/06/2022	26/02/2016	---	VIOHALCO SAI/NV (CB)	4.39	-2.12	€	4.485	09/03/2023	4.45	4.35	4.45	4.39	4.404	3142@4.35	1649@4.40	---	---	128,165	508	564,380.26	1,137,843.05	4.03	4.86	55102015
232,000,000	2.12	0.1069	0.0854	0.0682	29/08/2022	19/06/2017	---	ADMIE (IPTO) HOLDING S.A. (CR)	1.832	-1.61	€	1.862	09/03/2023	1.86	1.826	1.86	1.832	1.839	5200@1.83	1000@1.84	12.16	2021	385,547	566	708,879.13	425,024.00	1.69	2.035	65101015
90,167,100	0.500	---	---	---	03/06/2019	24/05/2021	---	AEGEAN AIRLINES (CR)	7.18	0.28	⬇	7.16	09/03/2023	7.13	6.95	7.18	7.18	7.068	208@6.98	1201@7.20	---	---	35,348	315	249,822.00	647,399.78	5.27	7.64	40501010
103,423,291	0.570	---	---	---	01/08/2011	06/09/2022	---	GEK TERNA (CR)	11.4	-0.87	€	11.5	09/03/2023	11.5	11.1	11.5	11.4	11.227	10131@11.32	100@11.42	---	---	102,426	476	1,149,902.54	1,179,025.52	10.9	12.62	50101010
382,000,000	2.48	---	---	---	20/07/2015	12/12/2001	---	PPC (CR)	8.04	-1.59	€	8.17	09/03/2023	8.05	7.92	8.15	8.04	8.034	368@8.02	2776@8.05	---	---	1,184,667	2,735	9,517,617.31	3,071,280.00	6.6	8.48	65101015
914,715,153	1.00	---	---	---	16/05/2008	29/08/2018	---	NATIONAL BANK (CR)	4.563	-5.94	€	4.851	09/03/2023	4.75	4.561	4.75	4.563	4.629	20@4.56	250@4.57	---	---	2,651,936	3,844	12,276,093.21	4,173,845.24	3.746	5.528	30101010
375,241,586	0.390	0.01	0.03	---	30/05/2022	14/07/2006	---	ELVALHALCOR (CR)	1.72	-2.82	€	1.77	09/03/2023	1.76	1.714	1.768	1.72	1.735	7142@1.72	100@1.73	---	---	160,351	414	278,286.33	645,415.53	1.598	1.894	55102015
348,192,005	0.040	---	---	---	05/07/2011	16/07/2021	---	ELLAKTOR (CR)	1.972	-1.65	€	2.005	09/03/2023	1.97	1.97	2.005	1.972	1.99	1076@1.97	77@1.98	---	---	110,739	279	220,364.96	686,634.63	1.706	2.455	50101010
106,500,000	0.600	---	0.28	---	05/09/2022	13/09/2021	---	EYDAP S.A. (CR)	6.74	-0.88	€	6.8	09/03/2023	6.76	6.61	6.8	6.74	6.7	50@6.70	152@6.74	---	---	45,461	353	304,600.51	717,810.00	6.57	7.34	65102030
110,782,980	0.750	---	0.9054	0.4058	21/11/2022	04/11/2013	---	MOTOR OIL (CR)	23.68	-3.50	€	24.54	09/03/2023	24.5	23.68	24.5	23.68	23.928	232@23.66	250@23.76	---	---	233,894	1,970	5,596,546.30	2,623,340.97	21.62	25.82	60101020
142,891,161	0.970	0.378	0.4341	---	24/06/2022	07/07/2017	---	MYTILINEOS (CR)	24.18	-2.50	€	24.8	09/03/2023	24.4	24.12	24.58	24.18	24.294	2844@24.16	462@24.36	---	---	152,794	1,178	3,711,913.54	3,455,108.27	19.94	25.64	50203000
25,000,000	2.00	0.4	0.628	---	25/07/2022	08/08/2003	---	P.P.A. S.A. (CR)	18.38	-0.65	€	18.5	09/03/2023	18.5	18.2	18.5	18.38	18.306	100@18.32	550@18.40	12.50	2021	12,100	222	221,503.74	459,500.00	15.86	19	50206060
363,341,859	0.300	0.55	0.6	0.3	19/10/2022	29/07/2022	---	OPAP (CR)	14.73	1.52	⬇	14.51	09/03/2023	14.51	14.44	14.75	14.73	14.573	37@14.71	1750@14.74	---	---	492,556	2,532	7,178,235.45	5,352,025.58	13.02	15.3	40501020
433,664,596	2.83	0.6879	0.8231	---	01/07/2022	18/06/1998	---	OTE (CR)	13.48	-1.46	€	13.68	09/03/2023	13.55	13.46	13.6	13.48	13.51	2928@13.47	285@13.49	---	---	456,122	2,004	6,162,144.06	5,845,798.75	13.46	15.73	15102015
1,250,367,223	0.930	---	---	---	16/05/2008	14/04/2021	---	PIRAEUS FINANCIAL HOLD (CR)	1.984	-4.61	€	2.08	09/03/2023	2	1.961	2.019	1.984	1.991	11018@1.98	811@1.99	---	---	7,591,229	4,229	15,111,211.37	2,480,728.57	1.43	2.449	30101010
69,877,484	0.780	0.2239	0.1493	---	03/06/2022	13/06/2018	---	GR. SARANTIS S.A. (CR)	6.71	-4.01	€	6.99	09/03/2023	6.91	6.69	6.91	6.71	6.762	38@6.71	91@6.79	---	---	15,735	144	106,397.33	468,877.92	6.48	8	45201020
115,855,090	0.300	0.3407	0.3411	---	04/07/2022	05/03/2020	---	TERNA ENERGY (CR)	18.49	-1.23	€	18.72	09/03/2023	18.44	18.28	18.5	18.49	18.408	400@18.45	35@18.50	---	---	92,986	790	1,711,682.94	2,142,160.61	18.24	21.04	65101010

Main Market - Medium Liquidity Class

13,126,020	0.660	0.0837	0.1163	---	22/06/2022	04/09/2020	---	AS COMPANY SA (CR)	2.22	---	↘	2.22	09/03/2023	---	---	---	---	---	312@2.17	526@2.24	---	---	---	---	---	29,139.76	2.02	2.38	40401030
3,114,144	0.360	0.1558	0.3427	---	14/06/2022	02/06/2020	---	ALPHA TRUST (CR)	5.15	-1.91	€	5.25	09/03/2023	5.25	5	5.25	5.15	5.125	8@5.00	100@5.15	---	---	1,808	27	9,266.60	16,037.84	4.32	5.3	30202010
215,805,843	0.300	0.05	---	---	30/12/2021	15/11/2022	---	ATTICA HOLDINGS (CR)	2.39	-0.42	€	2.4	09/03/2023	2.4	2.39	2.4	2.39	2.396	1500@2.38	750@2.44	---	---	37,371	23	89,531.40	515,775.96	1.865	2.5	40501015
9,971,190	0.050	---	---	---	04/06/2008	08/03/2023	---	ATTICA BANK S.A. (CR)	18.62	---	↘	0.1242	07/03/2023	---	---	---	---	---	---	---	---	---	---	---	---	185,663.56	10.62	48.75	30101010
35,764,593	2.10	0.06	0.075	---	26/04/2022	25/11/2019	---	BRIQ PROPERTIES (CR)	1.99	-0.25	€	1.995	09/03/2023	2	1.99	2	1.99	1.996	777@1.99	56@2.01	---	---	34,557	55	68,968.51	71,171.54	1.9	2.11	35102030
101,123,806	0.360	---	---	---	22/07/2010	28/06/2011	---	CENTRIC HOLDINGS (CR)	0.281	-4.75	€	0.295	09/03/2023	0.29	0.281	0.29	0.281	0.283	1071@0.281	161@0.286	---	---	83,800	79	23,738.17	28,415.79	0.28	0.333	40203040

Number of Outstanding Securities	Nominal Value	Dividends [1]			Date of Last Coupon		Note	Shares	Closing price	% change	Previous closing price/date	Open price	Price min	Price max	Last price	Avg price	Last Bid [7]	Last Ask [7]	P/E after tax	Year	Volume	Trades	Transactions Value[8]	Company Mkt Value (thou. €)	Year low	Year high	Sector[ 4]
		2020	2021	2022	Dividend [2]	Right																					
784,500	10.00	---	0.3	---	24/05/2022	31/07/2018	---	CNL CAPITAL (CR)	7.4	-1.33 <b>€</b>	7.5 09/03/2023	7.4	7.4	7.4	7.4	7.4	100@7.30	238@7.40	17.04	2021	100	1	740.00	5,805.30	7.4	8	30202010
10,246,800	0.300	---	---	---	06/10/2005	13/02/2002	---	CPI SA (CR)	0.588	-5.16 <b>€</b>	0.62 09/03/2023	0.626	0.582	0.626	0.588	0.588	800@0.582	438@0.588	---	---	35,579	84	20,933.05	6,025.12	0.56	0.722	10102030
18,680,300	0.050	---	---	---	06/07/2022		---	DIMAND (CR)	12.8	-0.39 <b>€</b>	12.85 09/03/2023	12.95	12.65	12.95	12.8	12.832	110@12.70	344@12.80	---	---	4,718	42	60,540.70	239,107.84	12.6	14.9	35101010
54,200,000	0.075	---	0.035	---	19/07/2022	23/11/2021	---	EPSILON NET (CR)	7.5	-2.85 <b>€</b>	7.72 09/03/2023	7.68	7.42	7.7	7.5	7.564	500@7.48	80@7.64	---	---	39,094	116	295,717.06	406,500.00	6.2	8	10101015
40,134,921	0.400	---	---	---	30/08/1993	05/12/2022	---	IDEAL HOLDINGS (CR)	3.75	-1.32 <b>€</b>	3.8 09/03/2023	3.87	3.7	3.87	3.75	3.791	1480@3.72	25@3.75	---	---	42,074	99	159,485.03	150,505.95	3.38	4.07	10102030
20,578,374	0.620	0.09	0.0853	---	21/06/2022	18/05/2015	---	INFORM P. LYKOS (CR)	2.53	-1.56 <b>€</b>	2.57 09/03/2023	2.54	2.5	2.54	2.53	2.521	646@2.53	100@2.56	---	---	5,671	21	14,299.08	52,063.29	2.06	2.69	50205030
83,600,000	0.880	---	---	---	03/07/2007	23/09/2022	---	INTRACOM HOLDINGS (CR)	1.776	-1.55 <b>€</b>	1.804 09/03/2023	1.79	1.77	1.816	1.776	1.778	2000@1.77	2500@1.79	---	---	81,415	195	144,759.21	148,473.60	1.77	2.12	10101010
160,523,985	0.300	---	---	---	12/08/2008	30/12/2022	---	INTRAKAT (CR)	1.6	-2.32 <b>€</b>	1.638 09/03/2023	1.628	1.582	1.628	1.6	1.598	500@1.59	30404@1.60	---	---	364,273	418	582,190.89	256,838.38	1.366	1.788	50101010
167,868,482	0.300	---	---	---	20/08/2007	28/11/2022	---	LAVIPHARM SA (CR)	0.384	-1.03 <b>€</b>	0.388 09/03/2023	0.38	0.38	0.395	0.384	0.387	1901@0.384	420@0.388	---	---	159,278	69	61,686.06	64,461.50	0.366	0.48	20103015
4,740,000	0.860	---	---	---	14/03/2003		---	LOGISMOS S.A. (CR)	1.035	--- <b>γ</b>	1.035 09/03/2023	---	---	---	---	---	200@0.940	3494@1.03	---	2021	---	---	---	4,905.90	0.946	1.1	10101015
17,120,280	0.940	0.06	0.06	---	27/06/2022	02/08/2019	---	LOULIS FOOD (CR)	2.51	-1.95 <b>€</b>	2.56 09/03/2023	2.51	2.51	2.56	2.51	2.518	50@2.48	343@2.51	---	---	4,246	26	10,691.34	42,971.90	2.39	2.82	45102020
4,419,616	1.58	---	---	0.1131	01/03/2023	04/03/2015	---	MEDICON S.A (CR)	3.79	2.71 <b>P</b>	3.69 09/03/2023	3.79	3.79	3.79	3.79	3.79	400@3.54	500@3.68	---	---	5	1	18.95	16,750.34	3.45	4.15	20102010
468,700	2.24		3.42	---	03/05/2022	21/05/2004	---	MERMEREN KOMB. A.D. PR. (GDR)	48	--- <b>γ</b>	48 09/03/2023	---	---	---	---	---	10@45.60	30@47.00	1.51	2021	---	---	---	22,497.60	43.4	59	55102000
10,500,000	0.950	---	---	---	24/06/2008	22/07/2022	---	MEVACO SA (CR)	3.04	-1.30 <b>€</b>	3.08 09/03/2023	3.02	3	3.04	3.04	3.015	570@3.00	372@3.04	16.47	2021	1,781	9	5,370.42	31,920.00	2.52	3.22	55102015
87,127,162	0.500	---	---	---	21/05/2008	28/07/2021	---	PREMIA (CR)	1.185	-0.84 <b>€</b>	1.195 09/03/2023	1.195	1.175	1.195	1.185	1.183	5995@1.18	1400@1.19	---	---	80,399	100	95,107.66	103,245.69	1.07	1.36	35101010
24,377,795	0.230	---	---	---	27/06/2022	08/06/2022	---	PROFILE SA (CR)	2.75	-1.43 <b>€</b>	2.79 09/03/2023	2.79	2.7	2.79	2.75	2.736	150@2.74	95@2.75	---	---	12,228	54	33,461.06	67,038.94	2.7	3.18	10101010
27,345,120	0.280	---	---	---	18/07/2005	26/02/2014	---	QUALITY & RELIABILITY SA (CR)	0.5	-1.58 <b>€</b>	0.508 09/03/2023	0.508	0.493	0.508	0.5	0.499	2000@0.490	1863@0.500	---	---	28,124	55	14,034.19	13,672.56	0.465	0.6	10101010
57,434,884	1.31	---	---	---	05/06/2008	12/06/2009	---	REDS S.A. (CR)	2.6	2.77 <b>P</b>	2.53 09/03/2023	2.58	2.5	2.64	2.6	2.541	100@2.51	890@2.53	---	---	841	19	2,136.86	149,330.70	2.3	3	35101010
6,456,530	1.08	0.0804	0.12	---	14/07/2022	02/08/2010	---	SPACE HELLAS SA (CR)	6	-2.60 <b>€</b>	6.16 09/03/2023	6.18	6	6.18	6	6.048	35@5.96	697@6.00	---	---	553	18	3,344.44	38,739.18	5.28	6.74	15101010
15,627,315	0.290	---	---	---	16/11/1992	30/11/2022	---	UNIBIOS (CR)	0.622	-3.27 <b>€</b>	0.643 09/03/2023	0.624	0.61	0.632	0.622	0.615	1065@0.611	5425@0.622	---	---	24,202	74	14,885.18	9,720.19	0.61	0.719	50204000
144,321,516	0.300	---	---	---	01/07/2011	22/01/2020	---	AVAX S.A. (CR)	0.825	-1.32 <b>€</b>	0.836 09/03/2023	0.821	0.813	0.835	0.825	0.824	17@0.822	1477@0.826	---	---	78,400	119	64,569.19	119,065.25	0.761	1	50101010
32,413,681	0.370	---	---	---	15/07/2009	11/05/2000	---	ALUMIL (CR)	2.19	0.92 <b>P</b>	2.17 09/03/2023	2.14	2.095	2.19	2.19	2.119	780@2.13	415@2.19	---	---	14,012	57	29,690.23	70,985.96	1.986	2.54	55102035
3,534,269	3.44	(0.4452)	0.6908	---	16/12/2022	19/07/2022	---	ANDROMEDA SA (CR)	6.1	-1.61 <b>€</b>	6.2 09/03/2023	6.2	6.1	6.35	6.1	6.142	300@6.05	300@6.10	3.16	2021	795	11	4,882.65	21,559.04	6.05	6.9	30204000
18,810,000	0.400	---	---	---	08/07/2010	14/11/2007	---	VARVERIS - MODA BAGNO SA (CR)	0.704	0.57 <b>P</b>	0.7 09/03/2023	0.7	0.7	0.718	0.704	0.704	140@0.686	124@0.702	---	---	1,725	6	1,213.66	13,242.24	0.62	0.8	40401025
24,060,000	0.300	0.035	0.055	---	12/04/2022	01/07/2019	---	GEN. COMMERCIAL & IND.SA (CR)	1.22	-0.41 <b>€</b>	1.225 09/03/2023	1.21	1.2	1.22	1.22	1.205	1500@1.21	915@1.22	10.03	2021	9,675	20	11,657.10	29,353.20	1.175	1.33	50205010
15,878,748	0.480	---	---	---	10/07/2006	22/03/2004	---	DOMIKI KRITIS SA (CR)	0.794	--- <b>γ</b>	0.794 09/03/2023	0.792	0.792	0.794	0.794	0.793	600@0.762	1000@0.788	---	---	105	3	83.27	12,607.73	0.74	0.85	50101010
34,720,000	0.310	---	---	---	16/06/2010	01/08/2007	---	DROMEAS SA (CR)	0.332	-4.32 <b>€</b>	0.347 09/03/2023	0.34	0.33	0.34	0.332	0.333	254@0.332	1000@0.337	---	---	11,456	14	3,819.90	11,527.04	0.3	0.389	40202015
11,250,000	0.520	---	0.0405	---	01/08/2022	09/11/2015	---	EKTER SA (CR)	1.39	-1.77 <b>€</b>	1.415 09/03/2023	1.395	1.375	1.4	1.39	1.385	499@1.37	2801@1.39	---	---	26,581	86	36,815.02	15,637.50	1.375	1.69	50101010
18,410,839	1.00	0.027	0.262	---	24/08/2022	10/09/2010	---	ELASTRON (CR)	2.64	-2.22 <b>€</b>	2.7 09/03/2023	2.67	2.62	2.67	2.64	2.637	30@2.59	301@2.64	---	---	1,510	3	3,981.40	48,604.61	2.21	2.82	55102010
19,864,886	5.60	0.672	0.672	---	05/05/2022	02/07/2008	---	BANK OF GREECE (CR)	17.35	-0.86 <b>€</b>	17.5 09/03/2023	17.35	17.1	17.5	17.3	17.291	230@17.30	150@17.40	---	---	4,496	67	77,740.70	344,655.77	16.35	18	30101010
60,348,000	0.420	0.07	0.1515	---	08/06/2022	04/08/2021	---	HELLENIC EXCHANGES-A.S.E. (CR)	4.08	-1.45 <b>€</b>	4.14 09/03/2023	4.05	3.965	4.08	4.08	4.031	1000@4.06	1693@4.08	---	---	214,426	496	864,356.48	246,219.84	3.09	4.525	30202015
26,730,187	0.520	0.08	0.1	---	29/06/2022	01/08/2017	---	ELTON SA (CR)	2.23	-0.45 <b>€</b>	2.24 09/03/2023	2.23	2.18	2.24	2.23	2.216	160@2.19	100@2.24	---	---	27,297	81	60,492.02	59,608.32	2.08	2.44	50205010
30,000,000	0.050	0.06	0.09	---	13/05/2022	11/06/2020	---	ENTERSOFT (CR)	3.85	-0.52 <b>€</b>	3.87 09/03/2023	3.94	3.85	3.94	3.85	3.879	6890@3.85	200@3.94	---	---	3,420	25	13,265.00	115,500.00	3.76	4.24	10101015

Number of Outstanding Securities	Nominal Value	Dividends [1]			Date of Last Coupon Dividend [2]		Date of Coupon Right	Note	Shares	Closing price	% change	Previous closing price/date	Open price	Price min	Price max	Last price	Avg price	Last Bid [7]	Last Ask [7]	P/E after tax	Year	Volume	Trades	Transactions Value[8]	Company Mkt Value (thou. €)	Year low	Year high	Sector[ 4]
18,567,912	0.590	0.12	0.12	---	06/07/2022	26/01/2021	---	---	INTERLIFE G.C.I.(CR)	3.68	-0.54 <span>€</span>	3.7 09/03/2023	3.7	3.68	3.7	3.68	3.684	400@3.64	128@3.68	4.39	2021	110	4	405.20	68,329.92	3.6	3.98	30302025
8,424,900	0.500	---	---	---	12/07/2010	04/07/2019	---	---	INTERTECH SA (CR)	1.025	-4.21 <span>€</span>	1.07 09/03/2023	1.1	1.01	1.1	1.025	1.026	603@1.02	28@1.03	65.92	2021	10,447	60	10,715.15	8,635.52	1.01	1.185	50205010
19,804,134	0.150	---	---	---	01/07/2004	06/11/2017	---	---	KEKROPS SA (CR)	1.104	-4.66 <span>€</span>	1.158 09/03/2023	1.134	1.104	1.14	1.104	1.12	1958@1.10	500@1.12	---	2021	10,927	38	12,240.99	21,863.76	0.903	1.4	35101010
40,219,218	0.260	---	---	---	29/08/2022	10/06/2019	---	---	KLOUKINAS - LAPPAS SA (CR)	0.944	-0.63 <span>€</span>	0.95 09/03/2023	0.94	0.934	0.948	0.946	0.939	8102@0.938	1887@0.942	---	---	125,186	81	117,576.63	37,966.94	0.5	0.96	50101010
21,224,340	0.420	0.0035	0.02	---	06/09/2022	25/04/2006	---	---	KORDELLOS BROS SA (CR)	0.558	-0.71 <span>€</span>	0.562 09/03/2023	0.56	0.53	0.56	0.558	0.541	5@0.550	2500@0.560	2.73	2021	17,181	35	9,303.51	11,843.18	0.462	0.7	55102010
33,065,136	0.380	0.2	0.2001	---	18/08/2022	16/09/2013	---	---	KRI-KRI S.A. (CR)	6.58	---	6.58 09/03/2023	6.52	6.46	6.58	6.58	6.523	12@6.48	293@6.58	16.47	2021	5,877	24	38,338.26	217,568.59	6.08	6.7	45102020
18,017,472	0.360	---	---	---	09/09/2022	28/08/2017	---	---	KTIMA KOSTAS LAZARIDIS SA (CR)	1.65	-3.51 <span>€</span>	1.71 09/03/2023	1.66	1.65	1.71	1.65	1.676	160@1.63	1000@1.70	---	---	11,400	17	19,102.40	29,728.83	1.55	1.78	45101015
7,595,160	0.600	---	---	---	10/09/2019	18/08/2010	---	---	KIRIAKOULIS SHIPPING SA (CR)	1.125	2.27 <span>€</span>	1.1 09/03/2023	1.105	1.055	1.125	1.125	1.075	20@1.07	1974@1.13	---	---	3,320	12	3,569.78	8,544.56	1	1.265	40501015
5,939,268	0.620	---	---	---	10/07/2003	03/01/2002	---	---	LANAKAM SA (CR)	0.958	---	0.958 09/03/2023	---	---	---	---	---	80@0.904	400@0.950	---	---	---	---	---	5,689.82	0.716	1.16	40401020
9,819,370	0.500	---	---	---	14/08/2007	09/01/2004	---	---	MATHIOS REFRACTORY SA (CR)	0.77	---	0.77 09/03/2023	---	---	---	---	---	200@0.720	1500@0.760	---	---	---	---	---	7,560.91	0.565	0.885	55101000
29,250,000	0.360	0.02	0.0401	---	21/06/2022	25/04/2019	---	---	MOTODYNAMICS S.A. (CR)	2.74	-0.72 <span>€</span>	2.76 09/03/2023	2.68	2.66	2.74	2.74	2.695	1400@2.65	419@2.74	---	---	13,661	80	36,815.39	80,145.00	2.04	3.1	40401030
32,188,050	1.04	---	---	---	21/07/2008	20/01/2000	---	---	MOUZAKIS (CR)	0.744	---	0.744 09/03/2023	---	---	---	---	---	300@0.702	500@0.780	---	---	---	---	---	23,947.91	0.684	0.806	55101020
43,200,000	1.00	---	0.0824	---	07/09/2022	14/06/2022	---	---	MPLE KEDROS (CR)	2.25	---	2.25 09/03/2023	2.25	2.24	2.26	2.25	2.252	351@2.24	3229@2.27	---	---	17,702	27	39,862.87	97,200.00	2.19	2.29	35102000
4,971,466	1.46	---	---	---	04/07/2007	08/10/2003	---	---	PAIRIS SA (CR)	0.972	-2.80 <span>€</span>	1 09/03/2023	1	0.952	1	0.972	0.97	1000@0.940	364@0.972	---	---	4,066	14	3,945.09	4,832.26	0.83	1.18	50203030
27,098,594	0.540	0.07	0.05	0.0201	05/12/2022	14/01/2021	---	---	PAPOUTSANIS (CR)	2.38	-0.83 <span>€</span>	2.4 09/03/2023	2.4	2.35	2.4	2.38	2.385	1970@2.37	44@2.38	---	---	3,303	14	7,878.23	64,494.65	2.28	2.51	45201020
7,070,400	0.930	0.1081	0.3242	---	17/06/2022	06/05/2016	---	---	PETROPOULOS PETROS (CR)	6.48	---	6.48 09/03/2023	6.4	6.36	6.54	6.48	6.457	460@6.42	500@6.46	---	---	13,363	71	86,283.14	45,816.19	5.9	6.58	50206015
22,075,665	0.330	0.05	0.1	---	21/06/2022	23/11/2021	---	---	PLAISIO COMPUTERS SA (CR)	4.58	---	4.58 09/03/2023	4.48	4.48	4.48	4.48	4.48	492@4.36	156@4.50	---	---	8	1	35.84	101,106.55	4.48	4.6	40401010
43,741,452	0.660	0.16	0.2723	0.0698	30/01/2023	01/11/1999	---	---	THRACE PLASTICS SA (CR)	4.14	0.49 <span>€</span>	4.12 09/03/2023	4.1	4.07	4.14	4.14	4.106	7215@4.12	269@4.14	---	---	49,311	267	202,485.11	181,089.61	3.96	4.68	50203015
21,912,599	0.300	---	---	---	11/04/2011	23/02/2007	---	---	REVOIL (CR)	1.295	-3.00 <span>€</span>	1.335 09/03/2023	1.32	1.28	1.32	1.295	1.29	56@1.29	497@1.30	---	---	2,185	22	2,819.38	28,376.82	1.21	1.5	60101020
13,582,223	1.35	---	---	---	24/06/2008	02/02/2016	---	---	SIDMA STEEL (CR)	2.37	-1.66 <span>€</span>	2.41 09/03/2023	2.4	2.28	2.4	2.37	2.358	784@2.35	634@2.37	---	---	6,215	60	14,656.50	32,189.87	1.85	2.85	55102010
40,693,350	5.00	---	---	---	03/07/2006	26/05/2015	---	---	TECHNICAL OLYMPIC SA (CR)	2.08	-2.35 <span>€</span>	2.13 09/03/2023	2.11	2.03	2.17	2.08	2.074	598@2.04	246@2.08	---	---	13,117	88	27,200.56	84,642.17	1.76	2.41	40202010
3,048,000	0.300	---	---	---	06/07/2007	01/06/2021	---	---	TZIRAKIAN PROFIL (CR)	1.9	-1.55 <span>€</span>	1.93 09/03/2023	1.93	1.9	1.98	1.9	1.905	500@1.88	150@1.94	2.06	2021	2,092	10	3,985.54	5,791.20	1.76	2.22	55102010
10,203,575	0.730	---	---	---	16/07/2007	18/10/1999	---	---	FIERATEX SA (CR)	0.428	-0.47 <span>€</span>	0.43 09/03/2023	0.411	0.41	0.438	0.428	0.419	1980@0.416	404@0.429	5.04	2021	6,862	25	2,872.76	4,367.13	0.4	0.499	55101020
8,340,750	1.16	---	---	---	25/06/2009	17/09/2018	---	---	HAIDEMENOS SA (CR)	0.51	-0.97 <span>€</span>	0.515 09/03/2023	0.498	0.498	0.515	0.515	0.508	300@0.480	765@0.515	18.89	2021	107	7	54.34	4,253.78	0.452	0.6	50205030

Main Market - Low Liquidity Class

14,000,000	4.15	---	3.42	---	14/09/2022	29/06/1999	---	---	ALPHA REAL ESTATE SA(CR)	8.28	-0.24	€	8.3	09/03/2023	8.5	8.2	8.5	8.28	8.386	69@8.20	20@8.34	---	---	551	10	4,620.72	115,920.00	6.68	9.22	35101015	
151,654,947	0.040	---	---	---	01/07/2008	21/02/2020	---	---	AVE (CR)	0.52	---	↘	0.52	09/03/2023	0.512	0.51	0.52	0.52	0.513	10000@0.514	5389@0.540	---	---	37,700	27	19,337.00	78,860.57	0.506	0.586	40301010	
11,795,024	0.540	0.087	0.136	---	04/07/2022	30/08/2019	---	---	FLEXOPACK SA (CR)	8.65	---	↘	8.65	09/03/2023	---	---	---	---	---	10@8.40	500@8.60	---	---	---	---	---	102,026.96	7.45	8.8	50203030	
10,500,000	4.00	0.37	0.29	---	31/05/2022	02/08/2016	---	---	INTERCONTINENTAL (CR)	6.5	---	↘	6.5	09/03/2023	---	---	---	---	---	465@6.45	2050@6.75	---	---	---	---	---	68,250.00	6.3	6.85	35102000	
151,532,467	0.500	0.01	0.02	---	22/07/2022	10/06/2020	---	---	TRASTOR REAL EST. INV. CO.(CR)	1.07	-4.46	€	1.12	09/03/2023	1.07	1.07	1.07	1.07	1.07	2379@1.07	6710@1.12	---	---	1,140	2	1,219.80	162,139.74	0.965	1.14	35102000	
15,300,000	0.300	---	---	---	30/07/2009	13/12/1999	---	---	ATTICA PUBLICATIONS SA (CR)	0.388	---	↘	0.388	09/03/2023	---	---	---	---	---	---	417@0.400	---	---	---	---	---	---	5,936.40	0.3	0.39	40301030
23,986,500	1.05	---	---	---	26/06/2009	15/03/2000	---	---	BIOKARPET S.A.(CR)	1.76	---	↘	1.76	09/03/2023	1.74	1.68	1.76	1.76	1.698	22@1.74	88@1.76	---	---	3,875	18	6,580.04	42,216.24	1.5	2.08	50101035	
6,325,000	0.600	---	0.19	---	04/07/2022	17/02/2014	---	---	VOYATZOGLOU (CR)	2.12	-0.93	€	2.14	09/03/2023	2.1	2.1	2.14	2.12	2.118	8@2.10	89@2.12	---	---	430	12	910.76	13,409.00	1.97	2.32	50205010	
15,000,000	0.300	---	---	---	06/07/2007	18/07/2000	---	---	DAIOS PLASTICS SA (CR)	3.14	---	↘	3.14	09/03/2023	---	---	---	---	---	100@2.98	200@3.44	---	---	---	---	---	47,100.00	2.98	3.52	50203015	
13,673,200	0.880	---	---	---	18/07/2008	26/07/2001	---	---	EVROFARMA SA (CR)	0.754	-2.08	€	0.77	09/03/2023	0.76	0.752	0.76	0.756	0.755	305@0.758	20@0.770	---	---	4,021	6	3,034.28	10,309.59	0.684	0.876	45102020	
3,307,500	0.210	---	---	---	11/08/2010	30/11/2022	---	---	ELVE SA (CR)	4.82	---	↘	4.82	09/03/2023	---	---	---	---	---	50@4.78	30@4.98	---	---	---	---	---	15,942.15	4.62	5.2	40204020	
60,295,607	0.240	---	---	---	09/07/2007	01/07/2021	---	---	ELGEKA SA (CR)	0.424	---	↘	0.424	09/03/2023	---	---	---	---	---	1100@0.395	25@0.424	---	---	---	---	---	25,565.34	0.38	0.459	45201010	
23,828,130	0.500	---	0.0737	---	18/07/2022	17/02/2009	---	---	ELINOIL S.A. (CR)	2.09	-2.79	€	2.15	09/03/2023	2.13	2.06	2.13	2.09	2.089	570@2.06	950@2.09	---	---	6,263	43	13,084.86	49,800.79	1.82	2.5	60101020	

Number of Outstanding Securities	Nominal Value	Dividends [1]			Date of Last Coupon		Note	Shares	Closing price	% change	Previous closing price/date	Open price	Price min	Price max	Last price	Avg price	Last Bid [7]	Last Ask [7]	P/E after tax	Year	Volume	Trades	Transactions Value[8]	Company Mkt Value (thou. €)	Year low	Year high	Sector[ 4]			
		2020	2021	2022	Dividend [2]	Right																								
86,735,980	0.310	---	---	---	06/07/2009	18/08/2022	---	ATHENS MEDICAL CENTER SA (CR)	1.64	---	↘	1.64	09/03/2023	1.575	1.575	1.64	1.64	1.626	20@1.60	250@1.66	---	---	5,455	37	8,867.11	142,247.01	1.4	1.8	20101025	
2,760,000	11.83	9.4	11	---	14/06/2022	16/07/1990	---	KARELIA (CR)	312	---	↘	312	09/03/2023	312	312	312	312	312	5@312.00	3@318.00	---	---	13	3	4,056.00	861,120.00	288	318	45103010	
6,700,000	0.800	0.179	0.047	---	24/08/2022	29/05/2014	---	MILLS KEPENOS (CR)	2.2	---	↘	2.2	09/03/2023	---	---	---	---	---	470@2.10	308@2.36	22.23	2021	---	---	---	14,740.00	2.06	2.54	45102020	
11,510,102	0.890	---	---	---	24/06/2005	06/10/1999	---	NAFPAKTOS TEXTILE (CR)	1	-1.48	€	1.015	09/03/2023	1.01	1	1.015	1	1.005	1696@1.00	150@1.03	---	---	2,315	5	2,327.67	11,510.10	0.97	1.23	55101020	
6,200,000	0.500	---	---	---	22/06/2010	01/11/1995	---	MINERVA KNITWEAR (CR)	0.474	-9.71	€	0.525	09/03/2023	0.48	0.474	0.48	0.474	0.476	270@0.474	25@0.486	---	---	3,300	7	1,570.20	2,938.80	0.414	0.585	40204020	
21,364,000	1.12	---	---	---	29/07/2019	08/03/2023	---	LAMPASA HOTEL SA (CR)	22.8	---	↘	22.8	09/03/2023	---	---	---	---	---	100@22.60	100@23.40	---	---	---	---	---	487,099.20	20.6	24	40501025	
8,321,682	0.670	---	---	---	17/08/2007	23/11/1999	---	N. LEVENTERIS (CR)	0.34	---	↘	0.34	09/03/2023	---	---	---	---	---	---	600@0.356	---	2021	---	---	---	3,503.46	0.22	0.364	50202010	
2,160,524	0.670	---	---	---	03/12/2018	23/11/1999	---	N. LEVENTERIS (PR)	0.312	---	↘	0.312	09/03/2023	0.342	0.342	0.342	0.342	0.342	100@0.342	1810@0.342	---	2021	470	3	160.74	3,503.46	0.218	0.342	50202010	
6,340,000	0.600	0.134	0.17	0.1	09/12/2022	12/01/2023	---	NAKAS MUSIC	2.48	---	↘	2.48	09/03/2023	2.46	2.46	2.48	2.48	2.477	1500@2.24	106@2.44	---	---	1,180	11	2,922.82	15,723.20	2.16	2.7	40401030	
10,080,000	3.00	1.42	1.5	---	27/04/2022	27/08/2001	---	TPA SA (CR)	24.4	-0.81	€	24.6	09/03/2023	24.6	24.2	24.6	24.4	24.445	24@24.40	50@24.60	---	---	703	13	17,184.70	245,952.00	22.7	26.1	50206060	
27,379,200	0.980	---	---	---	03/07/2020	29/08/2022	---	CRETE PLASTICS SA (CR)	16	---	↘	16	09/03/2023	---	---	---	---	---	250@15.60	70@16.80	---	---	---	---	---	438,067.20	14.7	16.8	50203015	
255,494,534	2.71	0.352	0.279	0.11	14/12/2022	30/09/2021	---	PRODEA (CR)	8.6	---	↘	8.6	09/03/2023	---	---	---	---	---	156@7.95	118@8.15	---	---	---	---	---	2,197,252.99	7.3	8.6	35102000	
4,181,450	0.500	---	---	---	21/08/2000	05/03/2002	---	FLOUR MILLS SARANTOPOULOS SA	1.25	---	↘	1.25	09/03/2023	---	---	---	---	---	---	2354@1.25	---	---	---	---	---	---	5,226.81	1.07	1.5	45102020

Exchange Traded Funds (ETFs)

906,928	---	---	---	---	15/06/2016	---	ALPHA ETF FTSE Athex Large Cap	25.8	-2.38	€	26.43	09/03/2023	25.96	25.42	25.96	25.8	25.425	10@24.00	108@28.00	---	---	2,693	3	68,469.90	---	22.5	27.79	12003
---------	-----	-----	-----	-----	------------	-----	--------------------------------	------	-------	---	-------	------------	-------	-------	-------	------	--------	----------	-----------	-----	-----	-------	---	-----------	-----	------	-------	-------

Surveillance

356,314,416	0.060	---	---	---	07/07/2010	21/09/2017	5160	FRIGOGLASS SA (CR)	0.057	-11.63	€	0.0645	09/03/2023	0.058	0.057	0.058	0.057	0.057	9000@0.057	3000@0.058	---	---	2,690,294	241	154,548.11	20,309.92	0.057	0.158	50204000	
65,326,268	0.530	---	---	---	04/07/2007	19/07/2006	4750	SATO SA (CR)	0.04	---	↘	0.04	09/03/2023	0.0445	0.0445	0.0445	0.0445	0.045	---	2999@0.044	---	---	3,000	2	133.50	2,613.05	0.021	0.069	40202015	
13,191,620	0.620	---	---	---	04/08/2010	09/09/2002	5232	YALCO - CONSTANTINOU (CR)	0.248	---	↘	0.248	09/03/2023	---	---	---	---	---	21690@0.200	310@0.236	---	---	---	---	---	3,271.52	0.175	0.28	40202020	
13,000,000	1.00	---	---	---	01/08/2007	07/04/2000	5093	AKRITAS SA (CR)	0.555	18.59	μ	0.468	09/03/2023	0.555	0.55	0.555	0.55	0.555	220@0.482	99@0.545	---	---	530	3	294.00	7,215.00	0.46	0.67	50101035	
221,519,681	0.300	---	---	---	02/07/2008	28/02/2011	4957	ANEK LINES SA (CR)	0.22	-5.17	€	0.232	09/03/2023	0.23	0.22	0.23	0.22	0.222	10420@0.220	41700@0.226	---	---	85,130	23	18,871.60	49,885.30	0.177	0.248	40501015	
312,163	0.300	---	---	---	02/07/2008	28/02/2011	4959	ANEK LINES SA (PR, issue '90)	0.072	---	↘	0.072	09/03/2023	---	---	---	---	---	71600@0.086	---	---	---	---	---	---	49,885.30	0.072	0.086	40501015	
2,969,713	0.300	---	---	---	02/07/2008	28/02/2011	4958	ANEK LINES SA (PR, issue '96)	0.38	---	↘	0.38	09/03/2023	---	---	---	---	---	2500@0.410	---	---	---	---	---	---	49,885.30	0.173	0.38	40501015	
6,330,002	0.300	---	---	---	25/06/2002	15/03/2019	5162	VARVARESSOS (CR)	0.24	---	↘	0.24	09/03/2023	---	---	---	---	---	---	1@0.240	---	2021	---	---	---	1,519.20	0.16	0.25	55101020	
17,579,754	4.16	---	---	---	18/08/2006	02/08/2010	---	BIOTER SA (CR)	0.28	-9.68	€	0.31	09/03/2023	0.28	0.28	0.28	0.28	0.28	900@0.260	3500@0.290	---	---	3,186	7	892.08	4,922.33	0.21	0.398	50101010	
54,654,600	0.050	---	---	---	01/07/1998	30/12/2022	5275	VIS SA (CR)	0.165	-5.17	€	0.174	09/03/2023	0.17	0.165	0.17	0.165	0.166	10000@0.165	1000@0.169	---	2021	17,400	9	2,883.00	9,018.01	0.149	0.378	50203030	
3,961,300	1.28	---	---	---	29/06/2004	03/08/2000	5248	DUROS SA (CR)	0.26	---	↘	0.26	09/03/2023	---	---	---	---	---	2000@0.250	400@0.298	---	2021	---	---	---	1,029.94	0.2	0.298	40204020	
51,754,364	0.300	---	---	---	23/12/2003	24/01/2007	5197	SELECTED TEXT. IND. ASSOC (CR)	0.15	---	↘	0.15	09/03/2023	0.151	0.151	0.151	0.151	0.151	1001@0.151	82@0.155	---	---	999	1	150.85	7,763.15	0.11	0.202	55101020	
371,337,000	0.300	---	---	---	30/05/2013	01/07/2022	---	INTRALOT (CR)	0.68	-1.45	€	0.69	09/03/2023	0.69	0.68	0.69	0.68	0.681	1000@0.670	30372@0.680	---	---	88,975	34	60,629.00	252,509.16	0.575	0.765	40501020	
7,125,216	0.650	---	---	---	01/07/2005	14/12/1999	4955	KRE.KA SA (CR)	0.306	-0.65	€	0.308	09/03/2023	0.308	0.272	0.308	0.306	0.306	480@0.272	1301@0.306	---	2021	2,190	7	669.66	2,180.32	0.17	0.43	45102010	
7,734,375	1.00	---	---	---	09/07/2007	07/01/2011	5266	LIVANIS SA (CR)	0.12	---	↘	0.12	09/03/2023	---	---	---	---	---	---	5100@0.144	---	---	---	---	---	---	928.13	0.12	0.18	40301030
15,842,391	1.51	---	---	---	15/07/2009	12/05/2000	5141	BITROS HOLDING SA (CR)	0.59	---	↘	0.59	09/03/2023	---	---	---	---	---	300@0.500	7000@0.590	---	---	---	---	---	---	9,347.01	0.408	0.82	55102010
24,319,250	0.300	---	---	---	09/07/2002	04/07/2007	5165	PROODEFTIKH SA (CR)	0.5	---	↘	0.5	09/03/2023	---	---	---	---	---	2000@0.400	3945@0.500	---	---	---	---	---	---	12,159.63	0.42	0.6	50101010
28,438,268	0.070	---	---	---	21/08/2006	24/11/1999	5253	SPIROY AGRICULTURE SA (CR)	0.22	---	↘	0.22	09/03/2023	0.2	0.2	0.2	0.2	0.2	1000@0.200	1500@0.250	---	---	35	1	7.00	6,256.42	0.15	0.23	45102010	
766,000	1.00	---	---	---	01/07/2004	11/12/2012	5193	TRIA ALFA SA (CR)	10.9	---	↘	10.9	09/03/2023	---	---	---	---	---	70@8.80	54@10.90	84.77	2021	---	---	---	10,799.40	7.6	16.9	55101020	
245,000	1.00	---	---	---	19/07/2010	11/12/2012	5194	TRIA ALFA SA (PR)	10	---	↘	10	09/03/2023	---	---	---	---	---	1@9.75	26@10.80	77.77	2021	---	---	---	10,799.40	3.8	12.6	55101020	

Number of Outstanding Securities	Nominal Value	Dividends [1]			Date of Last Coupon		Note	Shares	Closing price	% change	Previous closing price/date	Open price	Price min	Price max	Last price	Avg price	Last Bid [7]	Last Ask [7]	P/E after tax	Year	Volume	Trades	Transactions Value[8]	Company Mkt Value (thou. €)	Year low	Year high	Sector[ 4]	
2020	2021	2022	Dividend [2]	Right																								
Suspension Status																												
5,867,311	0.300	---	---	---	11/08/2010	28/04/2017	5243	DIONIC (CR)	0.11	---	↘	0.11	30/06/2020	---	---	---	---	---	---	---	---	---	---	---	645.40	0.11	0.11	50205010
66,948,210	0.300	---	---	---	22/09/2015	22/09/2015	5179	FOLLI FOLLIE (CR)	4.8	---	↘	4.8	24/05/2018	---	---	---	---	---	---	---	---	---	---	---	321,351.41	4.8	4.8	40401030
12,417,000	0.310	---	---	---	27/08/2019	28/08/2017	5233	MLS MULTIMEDIA SA (CR)	0.57	---	↘	0.57	12/05/2020	---	---	---	---	---	---	---	---	---	---	---	7,077.69	0.57	0.57	10101015
33,301,715	0.320	---	---	---	27/06/2003	08/07/2009	5241	AEGEK (CR)	0.035	---	↘	0.035	25/06/2020	---	---	---	---	---	---	---	---	---	---	---	1,165.56	0.035	0.035	50101010
4,737,503	0.320	---	---	---	22/06/2005	22/09/2015	5115	VARANGIS AVEPE S.A. (CR)	0.11	---	↘	0.11	02/03/2022	---	---	---	---	---	---	---	---	---	---	---	521.13	0.11	0.11	40202015
7,085,888	1.59	---	---	---	02/07/1996	06/09/2010	5216	ELVIEMEK (CR)	2.6	---	↘	2.6	30/09/2019	---	---	---	---	---	---	---	---	---	---	---	18,423.31	2.6	2.6	35101010
25,179,640	0.600	---	---	---	08/08/1994	19/09/2000	5191	PALAI0I 0INOI NAOUSIS (CR)	0.026	---	↘	0.026	01/10/2018	---	---	---	---	---	---	---	---	---	---	---	742.45	0.026	0.026	45101015
1,540,000	0.600	---	---	---	08/08/1994	19/09/2000	5192	PALAI0I 0INOI NAOUSIS (PR)	0.057	---	↘	0.057	01/10/2018	---	---	---	---	---	---	---	---	---	---	---	742.45	0.057	0.057	45101015

## Shares' Notes

Code	Note text
( )	- Adjusted dividends.
*	- Last adjusted closing price.
[1]	- Net dividends.
[2]	- The "Date of Last Coupon" for New listings refers to the date company's stocks started to trade in Athex
[3]	- The Company Market Value is referred to the number of outstanding shares
[4]	- Sectors codification can be found in Appendix A
[5]	- The Market Value refers to the total number of shares listed (including their several classes) in the exchange by the company.
[6]	- P/E greater than 100
[7]	- Last view of the Order Book before the end of the trading session
[8]	- All Blocks Methods' Transactions Value are included.
4750	- Transfer to the Under Surveillance Category from 8/4/2011.
4955	- Transfer to the Surveillance Category as from 5/4/2013.
4957	- Transfer to the Surveillance Category as from 5/4/2013.
4958	- Transfer to the Surveillance Category as from 5/4/2013.
4959	- Transfer to the Surveillance Category as from 5/4/2013.
5093	- Transfer to the Surveillance Category as of 8/4/2015.
5115	- Transfer to the Surveillance Category as of 15/04/2016.
5141	- Transfer to the Surveillance Category as of 10/05/2017.
5160	- Transfer to the Surveillance Category as of 15/04/2016.
5162	- Transfer to the Under Supervision Category as of 21/12/2009.
5165	- Transfer to the Surveillance Category as of 15/02/2018.
5179	- Suspension of trading as of 25/05/2018.
5191	- Suspension of trading as of 02/10/2018.
5192	- Suspension of trading as of 02/10/2018.
5193	- Transfer to the Surveillance Category as of 25/10/2018.
5194	- Transfer to the Surveillance Category as of 25/10/2018.
5197	- Transfer to the Surveillance Category as of 07/11/2018.
5216	- Suspension of trading as of 01/10/2019.
5232	- Transfer to the Under Surveillance Category from 08/04/2011.
5233	- Suspension of trading as of 13/05/2020.
5241	- Suspension of trading as of 26/06/2020.
5243	- Suspension of trading as of 01/07/2020.
5248	- Transfer to the Surveillance Category as of 06/09/20116.
5253	- Transfer to the Surveillance Category as of 14/5/2021.
5266	- Suspension of trading as of 04/05/2022.
5275	- Transfer to the Surveillance Category as of 09/07/2020.

## Securities Blocks Details

Securities	Block Volume	Price	Block Trade Value	Time of approval	Note
JUMBO SA (CR)	67,060	21.36	1,432,401.60	10:31:47	20
PIRAEUS FINANCIAL HOLD (CR)	200,000	2.00	400,000.00	10:44:07	20
NATIONAL BANK (CR)	200,000	4.65	929,200.00	11:13:01	20
EUROBANK HOLDINGS (CR)	2,000,000	1.31	2,623,000.00	13:36:44	20
OPAP (CR)	28,566	14.51	414,492.66	13:52:45	20
PPC (CR)	50,000	7.96	397,750.00	13:53:09	20
EUROBANK HOLDINGS (CR)	500,000	1.32	658,750.00	14:39:44	20
PPC (CR)	50,000	8.00	400,000.00	14:47:28	20
PPC (CR)	50,000	8.09	404,500.00	16:36:59	20
EUROBANK HOLDINGS (CR)	700,000	1.31	919,450.00	16:42:38	20
JUMBO SA (CR)	65,356	21.08	1,377,704.48	16:59:39	20
FRIGOGLASS SA (CR)	100,000	0.060	6,000.00	17:01:08	18
NATIONAL BANK (CR)	10,057	4.72	47,418.76	17:02:20	18
NATIONAL BANK (CR)	4,500	4.72	21,217.50	17:03:24	18

## Blocks Notes

- 9 - Method 6-1 / Special Fees
- 10 - Method 6-1 / Special Fees, SDS
- 14 - Method 6-3 / Settlement, Incomplete Buy and Sell
- 18 - Method 6-2 / SPOT 1
- 19 - Method 6-2 / SPOT 2
- 20 - Method 6-1 and Method 6-1 Same Day Settlement
- 21 - Other Pre-agreed

Shares Rights Details

Occured date	Exercise from	Exercise until	Trading until	Rights	Price min	Price max	Closing price	Last Bid	Last Ask	Volume	Trades	Transactions Value
-----------------	------------------	-------------------	------------------	--------	--------------	--------------	------------------	----------	----------	--------	--------	-----------------------

No Rights Transactions.



Forced Sales Details

Securities	Category of Security	Transactions Volume	Number of Trades	Transactions Value	Note
No Forced Transactions.					

Forced Sales Notes

- 1 - Compulsory Public Forced Sales
- 2 - Forced Sales of Fixed Registered Shares
- 3 - Forced Sales of Remaining Fractional Shares

## Exchange Traded Funds (ETFs) Characteristics

	Transactions Date (T)	Creation / Redemption	Units (T-1)	New Units (T-1)	Redemption Units (T-1)	Units (T) [1]	Fund Assets [2]	Net Unit Price	Dividend per Unit	Dividend Date
ALPHA ETF FTSE Athex Large Cap	10/03/2023	5,000	906,928	---	---	906,928	24,039,140.00	26.5061	0.52	01/07/2022

## ETFs Notes

[1] - Units (T) = Units (T-1) + New Units (T-1) - Redemption Units (T-1)

[2] - The Creation / Redemption Units of T-1 are included.

Non Convertible Corporate Bonds - Regulated Market

Num Listed Bonds	Nominal price	Issue price	Today's Rate	Exp. Date	Duration (years)	Note	Coupon		Trading Unit	Corporate Bonds	Accrued Int.	Yield.T.Mat	Price min	Price max	Closing price	Previous closing price/date	Volume	Transactions Value	Last order		ear min	Year max		
							Common	Preffered											Price	Buy / Sell			Date	
100,000	1,000.00	1,000.00	2.95	11/02/2027	5	---	3	---	1	SAFE BULKERS PARTICIPATIONS PLC (Non Convertible)	2.3764	5.4310	---	---	---	91.3050	08/03/2023	---	---	91.0000	B	10/03/2023	91.3051	96.3000
320,000	1,000.00	1,000.00	3.40	21/07/2027	7	---	6	---	1	LAMDA DEVELOPMENT S.A. (Non Convertible)	4.7222	4.6440	93.0000	93.9000	93.8800	93.8600	09/03/2023	54,000	50,568.93	92.7001	B	10/03/2023	92.0100	95.5000
200,000	1,000.00	1,000.00	2.10	27/10/2027	7	---	5	---	1	O.P.A.P. S.A. (Non Convertible)	8.0500	3.4090	93.8499	94.0000	94.0000	93.0500	09/03/2023	32,000	30,327.09	93.0506	B	10/03/2023	92.3100	95.4000
200,000	1,000.00	1,000.00	1.90	23/03/2028	7	---	4	---	1	MOTOR OIL CORINTH REFINERIES SA (Non Convertible)	9.0778	4.4970	88.4996	88.5000	88.4999	88.5260	09/03/2023	7,000	6,258.53	88.3602	B	10/03/2023	88.2500	90.5000
100,000	1,000.00	1,000.00	2.70	25/05/2026	5	---	4	---	1	COSTAMARE PARTICIPATIONS PLC (Non Convertible)	8.1750	4.2650	94.6200	95.0000	94.9275	95.0000	09/03/2023	8,000	7,659.60	94.6200	B	10/03/2023	92.1400	97.0000
300,000	1,000.00	1,000.00	2.30	20/07/2028	7	---	4	---	1	PRODEA REIC S.A.(Non Convertible)	3.3861	5.9670	83.5000	84.0000	83.9999	84.0000	09/03/2023	15,000	12,635.79	83.5500	B	10/03/2023	82.0100	85.8000
150,000	1,000.00	1,000.00	2.65	22/10/2026	5	---	3	---	1	CPLP SHIPPING HOLDINGS PLC (Non Convertible)	10.3792	4.3040	94.2500	94.2500	94.2500	94.2480	09/03/2023	26,000	24,774.86	94.0004	B	10/03/2023	92.5500	96.0000
250,000	1,000.00	1,000.00	2.45	16/11/2028	7	---	3	---	1	ELVALHALCOR S.A. (Non Convertible)	8.0306	5.0660	86.5400	89.0000	87.5770	88.0000	09/03/2023	94,000	82,799.46	86.5406	B	10/03/2023	85.6375	91.0000
500,000	1,000.00	1,000.00	2.75	03/07/2027	7	---	6	---	1	GEK TERNA S.A. (Non Convertible)	5.3472	5.0640	89.6000	90.5000	90.3500	90.2500	09/03/2023	58,000	52,602.13	89.9000	B	10/03/2023	86.8000	91.0000
300,000	1,000.00	1,000.00	2.30	14/12/2028	7	---	3	---	1	GEK TERNA S.A. (Non Convertible)	5.7500	5.3680	83.5000	86.5500	85.6544	86.3200	09/03/2023	114,000	97,165.59	84.0000	B	10/03/2023	83.5000	87.4500
20,148	1,000.00	1,000.00	4.95	26/06/2023	5	---	10	---	1	B&F COMM. & GARM. INDUS. S.A. (Non Convertible)	10.5875	4.0040	---	---	---	100.0000	02/03/2023	---	---	98.0302	B	10/03/2023	100.0000	100.6899
230,000	1,000.00	1,000.00	4.70	12/07/2029	7	---	2	---	1	LAMDA DEVELOPMENT S.A. (Non convertible)	7.9639	4.5570	99.6000	100.2000	100.0000	100.2000	09/03/2023	63,000	63,377.73	99.6000	B	10/03/2023	98.0000	101.0000
100,000	1,000.00	1,000.00	4.40	26/07/2029	7	---	2	---	1	CPLP SHIPPING HOLDINGS PLC (Non Convertible)	5.7444	4.7330	97.5010	99.0000	97.7010	99.9900	09/03/2023	21,000	20,822.70	97.5010	B	10/03/2023	97.7010	100.8000
200,000	1,000.00	1,000.00	3.60	12/03/2026	7	---	8	---	1	AEGEAN AIRLINES S.A. (Non Convertible)	---	3.7800	97.0000	97.9999	97.9999	97.7900	09/03/2023	41,000	39,784.10	97.0002	B	10/03/2023	95.6301	98.6000
150,000	1,000.00	1,000.00	2.60	22/10/2026	7	---	7	---	1	TERNA ENERGY FINANCE S.A. (Non Convertible)	10.1833	4.2670	93.5000	93.5000	93.5000	93.7970	09/03/2023	23,000	21,739.22	92.7630	B	10/03/2023	92.5000	95.7400
100,000	1,000.00	1,000.00	2.80	25/01/2027	5	---	3	---	1	PREMIA S.A. (Non Convertible)	3.7333	5.4300	90.7000	90.9999	90.9099	90.9830	07/03/2023	10,000	9,128.33	88.6510	B	10/03/2023	88.0202	92.5100
175,000	1,000.00	1,000.00	3.40	26/07/2024	5	---	8	---	1	ATTICA HOLDINGS S.A. (Non Convertible)	4.4389	4.6050	97.2900	98.1000	97.6587	97.7000	09/03/2023	44,000	43,165.12	97.5000	B	10/03/2023	97.2993	98.5000
120,000	1,000.00	1,000.00	3.95	04/04/2025	7	---	10	---	1	GEK TERNA S.A. (Non Convertible)	17.6653	3.9170	98.2500	99.2500	98.5632	99.0700	09/03/2023	59,000	59,194.56	98.5001	B	10/03/2023	98.5632	99.8000

Corporate Bonds Notes

Transactions Volume = (Pieces) \* (Nominal Price). Transactions Value = (Pieces) \* (Nominal Price) \* (price %) + (Accrued interest).  
The price of a Bond is stated as a percentage (%) of Bond's Nominal Price.  
Nominal Price in Euros (€), except if it is noted differently.

Non Convertible Corporate Bonds - Regulated Market

Num Listed Bonds	Nominal price	Issue price	Today's Rate	Exp. Date	Duration (years)	Note	Coupon		Trading Unit	Corporate Bonds	Accrued Int.	Yield.T.Mat	Price min	Price max	Closing price	Previous closing price/date		Volume	Transactions	Last order			ear min	Year max
							Common	Preffered								Value	Price		Buy / Sell	Date				
90,000	1,000.00	1,000.00	3.00	11/05/2023	5	---	10	---	1	CORAL A.E. (Non Convertible)	10.2500	7.6770	---	---	---	99.0130	03/03/2023	---	---	99.2200	B	10/03/2023	99.0110	100.2000
120,000	1,000.00	1,000.00	2.65	06/12/2028	7	---	3	---	1	NOVAL PROPERTY REIC (Non Convertible)	7.2139	5.1660	87.8500	88.0000	87.9500	87.3410	09/03/2023	44,000	38,998.41	85.1200	B	10/03/2023	84.3700	90.8700

Corporate Bonds Notes

Transactions Volume = (Pieces) \* (Nominal Price). Transactions Value = (Pieces) \* (Nominal Price) \* (price %) + (Accrued interest).  
The price of a Bond is stated as a percentage (%) of Bond's Nominal Price.  
Nominal Price in Euros (€), except if it is noted differently.

Government Bonds

Number Listed Bonds	Nominal price	Today's Rate	Accrued Interest Calc	Exp. Date [1]	Duration (years)	Note	Coupons Date	Curr. coupon value	Trading Unit	Government Bonds	Price min	Price max	Closing price	Previous closing price/date	Volume	Transactions Value	Price	Last order Buy / Sell	Date
4,500,000	1,000.00	1.88	Actual/Actual	04/02/2035	15	---	04/02	1.88	1	GGB-FXD-040235-15Y-1.875-1.000	---	---	---	---	---	---	---	---	---
2,500,000	1,000.00	3.45	Actual/Actual	02/04/2024	5	---	02/04	3.45	1	GGB-FXD-020424-05Y-3.450-1.000	---	---	---	---	---	---	---	---	---
6,000,000	1,000.00	0.75	Actual/Actual	18/06/2031	10	---	18/06	0.75	1	GGB-FXD-180631-10Y-0.750-1.000	---	---	---	---	---	---	---	---	---
5,962,747,327	1.00	3.75	Actual/Actual	30/01/2028	10	---	/02 - 01/02 - 31/	3.75	1	GGB-FXD-300128-10Y-3.750-1.00	---	---	---	85.4610 13/07/2018	---	---	1.0000	B	28/11/2018
7,067,309,386	1.00	3.90	Actual/Actual	30/01/2033	15	---	/02 - 01/02 - 31/	3.90	1	GGB-FXD-300133-15Y-3.900-1.00	---	---	---	78.6730 13/07/2018	---	---	1.0000	B	28/11/2018
5,472,848,349	1.00	4.00	Actual/Actual	30/01/2037	19	---	/02 - 01/02 - 31/	4.00	1	GGB-FXD-300137-19Y-4.000-1.00	---	---	---	77.0370 13/07/2018	---	---	1.0000	B	28/11/2018
5,276,770,669	1.00	4.20	Actual/Actual	30/01/2042	24	---	/02 - 01/02 - 31/	4.20	1	GGB-FXD-300142-24Y-4.200-1.00	---	---	---	77.7640 13/07/2018	---	---	1.0000	B	28/11/2018
48,794,718	1.00	4.30	Actual/Actual	24/02/2024	12	---	24/02	4.30	1	GGB-FXD-240224-12Y-2.000-1.00	---	---	---	10.0000 22/06/2015	---	---	---	---	---
40,248,141	1.00	4.30	Actual/Actual	24/02/2025	13	---	24/02	4.30	1	GGB-FXD-240225-13Y-2.000-1.00	---	---	---	10.0000 22/06/2015	---	---	---	---	---
59,586,043	1.00	4.30	Actual/Actual	24/02/2026	14	---	24/02	4.30	1	GGB-FXD-240226-14Y-2.000-1.00	---	---	---	10.0000 22/06/2015	---	---	---	---	---
41,118,344	1.00	4.30	Actual/Actual	24/02/2027	15	---	24/02	4.30	1	GGB-FXD-240227-15Y-2.000-1.00	---	---	---	10.0000 22/06/2015	---	---	---	---	---
45,137,734	1.00	4.30	Actual/Actual	24/02/2028	16	---	24/02	4.30	1	GGB-FXD-240228-16Y-2.000-1.00	---	---	---	10.0000 22/06/2015	---	---	---	---	---
61,768,888	1.00	4.30	Actual/Actual	24/02/2029	17	---	24/02	4.30	1	GGB-FXD-240229-17Y-2.000-1.00	---	---	---	10.0000 22/06/2015	---	---	---	---	---
54,567,744	1.00	4.30	Actual/Actual	24/02/2030	18	---	24/02	4.30	1	GGB-FXD-240230-18Y-2.000-1.00	---	---	---	10.0000 22/06/2015	---	---	---	---	---
37,541,515	1.00	4.30	Actual/Actual	24/02/2031	19	---	24/02	4.30	1	GGB-FXD-240231-19Y-2.000-1.00	---	---	---	10.0000 22/06/2015	---	---	---	---	---
37,558,317	1.00	4.30	Actual/Actual	24/02/2032	20	---	24/02	4.30	1	GGB-FXD-240232-20Y-2.000-1.00	---	---	---	10.0000 22/06/2015	---	---	---	---	---
37,473,732	1.00	4.30	Actual/Actual	24/02/2033	21	---	24/02	4.30	1	GGB-FXD-240233-21Y-2.000-1.00	---	---	---	10.0000 22/06/2015	---	---	---	---	---
33,888,293	1.00	4.30	Actual/Actual	24/02/2034	22	---	24/02	4.30	1	GGB-FXD-240234-22Y-2.000-1.00	---	---	---	10.0000 22/06/2015	---	---	---	---	---
35,177,800	1.00	4.30	Actual/Actual	24/02/2035	23	---	24/02	4.30	1	GGB-FXD-240235-23Y-2.000-1.00	---	---	---	10.0000 22/06/2015	---	---	---	---	---
35,547,268	1.00	4.30	Actual/Actual	24/02/2036	24	---	24/02	4.30	1	GGB-FXD-240236-24Y-2.000-1.00	---	---	---	10.0000 22/06/2015	---	---	---	---	---
40,246,306	1.00	4.30	Actual/Actual	24/02/2037	25	---	24/02	4.30	1	GGB-FXD-240237-25Y-2.000-1.00	---	---	---	10.0000 22/06/2015	---	---	---	---	---
37,643,952	1.00	4.30	Actual/Actual	24/02/2038	26	---	24/02	4.30	1	GGB-FXD-240238-26Y-2.000-1.00	---	---	---	10.0000 22/06/2015	---	---	---	---	---
36,977,100	1.00	4.30	Actual/Actual	24/02/2039	27	---	24/02	4.30	1	GGB-FXD-240239-27Y-2.000-1.00	---	---	---	10.0000 22/06/2015	---	---	---	---	---
41,615,000	1.00	4.30	Actual/Actual	24/02/2040	28	---	24/02	4.30	1	GGB-FXD-240240-28Y-2.000-1.00	---	---	---	10.0000 22/06/2015	---	---	---	---	---
42,227,208	1.00	4.30	Actual/Actual	24/02/2041	29	---	24/02	4.30	1	GGB-FXD-240241-29Y-2.000-1.00	---	---	---	10.0000 22/06/2015	---	---	---	---	---
68,288,487	1.00	4.30	Actual/Actual	24/02/2042	30	---	24/02	4.30	1	GGB-FXD-240242-30Y-2.000-1.00	---	---	---	10.0000 22/06/2015	---	---	---	---	---
4,000,000	1,000.00	3.88	Actual/Actual	12/03/2029	10	---	12/03	3.88	1	GGB-FXD-120329-10Y-3.875-1.000	---	---	---	---	---	---	100.0000	B	15/10/2019
4,500,000	1,000.00	0.00	Actual/Actual	12/02/2026	5	---	12/02	0.00	1	GGB-FXD-120226-05Y-0.000-1.000	---	---	---	---	---	---	---	---	---
3,000,000	1,000.00	3.38	Actual/Actual	15/02/2025	7	---	15/02	3.38	1	GGB-FXD-150225-07Y-3.375-1.000	---	---	---	---	---	---	---	---	---
250,250	1,000.00	2.90	Actual/Actual	20/03/2023	4	---	20/03	2.90	1	GGB-FXD-200323-04Y-2.900-1.000	---	---	---	---	---	---	---	---	---
964,000	1,000.00	3.25	Actual/Actual	20/03/2025	6	---	20/03	3.25	1	GGB-FXD-200325-06Y-3.250-1.000	---	---	---	---	---	---	---	---	---
2,100,000	1,000.00	3.55	Actual/Actual	20/03/2026	7	---	20/03	3.55	1	GGB-FXD-200326-07Y-3.550-1.000	---	---	---	---	---	---	---	---	---
40,000	1,000.00	2.18	FLR Actual/360	16/09/2023	1	---	16/03 - 16/09	---	1	GGB-FLT-160923-01Y-2.178-1.000	---	---	---	---	---	---	---	---	---
5,500,000	1,000.00	1.50	Actual/Actual	18/06/2030	10	---	18/06	1.50	1	GGB-FXD-180630-10Y-1.500-1.000	---	---	---	---	---	---	---	---	---

Government Bonds Notes

Transactions Volume = (Pieces) \* (Nominal Price). Transactions Value = (Pieces) \* (Nominal Price) \* (price %) + (Accrued interest).  
The Value of current coupon for the issues with NV 0.01 euro refers to NV 100 euros  
FLR: Floating Interest Rate.  
[1] - The Expiration Date of the interest bearing period and the Date for coupon payment.

Government Bonds

Number Listed Bonds	Nominal price	Today's Rate	Accrued Interest Calc	Exp. Date [1]	Duration (years)	Note	Coupons Date	Curr. coupon value	Trading Unit	Government Bonds	Price min	Price max	Closing price	Previous closing price/date	Volume	Transactions Value	Price	Last order Buy / Sell	Date
5,364,250	1,000.00	3.25	Actual/Actual	20/03/2050	30	---	20/03	3.25	1	GGB-FXD-200350-30Y-3.250-1.000	---	---	---	---	---	---	---	---	---
3,924,361	1,000.00	2.00	Actual/Actual	22/04/2027	7	---	22/04	2.00	1	GGB-FXD-220427-07Y-2.000-1.000	---	---	---	---	---	---	99.9000	B	22/04/2020
2,500,000	1,000.00	1.88	Actual/Actual	23/07/2026	7	---	23/07	1.88	1	GGB-FXD-230726-07Y-1.875-1.000	---	---	---	---	---	---	---	---	---
3,500,000	1,000.00	4.25	Actual/Actual	15/06/2033	10	---	15/06	4.25	1	GGB-FXD-150633-10Y-4.250-1.000	---	---	---	---	---	---	---	---	---
3,500,000	1,000.00	1.88	Actual/Actual	24/01/2052	30	---	24/01	1.88	1	GGB-FXD-240152-30Y-1.875-1.000	---	---	---	---	---	---	---	---	---
3,700,000	1,000.00	1.75	Actual/Actual	18/06/2032	10	---	18/06	1.75	1	GGB-FXD-180632-10Y-1.750-1.000	---	---	---	---	---	---	---	---	---
2,200,000	1,000.00	1.13	FLR Actual/360	15/12/2027	5	---	- 15/12 - 15/03 -	---	1	GGB-FLT-151227-05Y-1.130-1.000	---	---	---	---	---	---	102.1600	B	30/12/2022

Government Bonds Notes

Transactions Volume = (Pieces) \* (Nominal Price). Transactions Value = (Pieces) \* (Nominal Price) \* (price %) + (Accrued interest).

The Value of current coupon for the issues with NV 0.01 euro refers to NV 100 euros

FLR: Floating Interest Rate.

[1] - The Expiration Date of the interest bearing period and the Date for coupon payment.

Treasury Bills & Zero Coupon Government Bonds

	13-Week Maturity									26-Week Maturity								52-Week Maturity									
Issue Date	Exp. Date	Initial Rate	Num Listed Bonds	Nominal price	Issue price	Last Trade Price	Trade Date	Volume Traded	Note	Exp. Date	Initial Rate	Num Listed Bonds	Nominal price	Issue price	Last Trade Price	Trade Date	Volume Traded	Note	Exp. Date	Initial Rate	Num Listed Bonds	Nominal price	Issue price	Last Trade Price	Trade Date	Volume Traded	Note
10/06/2022	---	---	---	---	---	---	---	---	---	---	---	---	---	---	---	---	---	---	09/06/2023	0.83	1,600,000	1,000.00	991.68	---	---	---	---
09/09/2022	---	---	---	---	---	---	---	---	---	---	---	---	---	---	---	---	---	---	08/09/2023	1.97	1,000,000	1,000.00	980.47	---	---	---	---
09/12/2022	---	---	---	---	---	---	---	---	---	---	---	---	---	---	---	---	---	---	08/12/2023	2.73	600,000	1,000.00	973.10	---	---	---	---

Bonds in Circulation	Currency / Min nominal traded Value	Coupons Payment Date	Current Coupon Value	Note	Coupon	Trading Unit	Issue Date	Duration (years)	Today's Interest	A.I.C in days	Bonds	Last price of previous days		Last Outcry in Cash (euro)			Trades in	Life	Life
													Price	Buy / Sell	Date	Pieces	min	Max	
Corporate Bonds in Foreign Currency and Euro																			
103,746	GBP / 10	01/12	0.25	---	64	1	01/12/1930	98	2.5	360	National Mortgage Bank	2.27	05/02/1996	2.27	S	05/02/1996	---	2.27	2.27
0	GBP / 10	01/12	0.25	---	66	1	01/12/1928	100	2.5	360	National Mortgage Bank	---	---	---	---	---	---	---	---

Government Bonds Notes

A.I.C: Accrued Interest Calculation base.  
FLR: Floating Interest Rate.  
The minimum tradeable Nominal Value for all Demeterialised Government Titles is 100 Euros.  
(μτφρ-0)



Athex & ATHEXClear Members List

Member Name			Stock Market			Derivatives Market		ATHEXClear Member	
Address	Phone	Fax	Market Member	Remote Member	Market Maker	Proprietary	Market Maker	General Clearing	Direct Clearing
A. SARRIS SECURITIES S.A.			a						
6, ΔΡΑΓΑΤΣΑΝΙΟΥ 6 ΑΘΗΝΑ	2103367700								
AEONIC SECURITIES C.I.F. P.L.C.			a						
, ΛΑΪΟΥ 6, ΓΡ. 301B, ANNA COURT	35725337600								
ALPHA BANK S.A.								a	
, ΣΤΑΔΙΟΥ 40 ΑΘΗΝΑ	2103260000								
ALPHA FINANCE INVESTMENT SERVICES SINGLE MEMBER SA			a		a	a	a		a
5, ΠΑΝΕΠΙΣΤΗΜΙΟΥ 45 ΑΘΗΝΑ	2103677400								
ARGUS STOCKBROKERS LTD			a	a		a			
25 , 25 ΛΕΩΦΟΡΟΣ ΔΗΜΟΣΘΕΝΗ ΣΕΒΕΡΗ	0035722717000								
ATLANTIC SECURITIES LTD			a	a					
37, ΠΡΟΔΡΟΜΟΥ 37	0035722445400								
AXON SECURITIES S.A.			a			a			
48, ΣΤΑΔΙΟΥ 48 ΑΘΗΝΑ	2103363800								
BETA SECURITIES S.A.			a		a	a			a
29 , Λ.ΑΛΕΞΑΝΔΡΑΣ 29 ΑΘΗΝΑ	2106478930								
BNP PARIBAS S.A.								a	
, ΛΑΜΨΑΚΟΥ 2 ΑΘΗΝΑ	2107468525								
BOFA SECURITIES EUROPE SA			a	a					
, 112 AVENUE KL?BER 75116	+33 153655555								
CAPITAL SECURITIES S.A.			a			a			
58, ΜΗΤΡΟΠΟΛΕΩΣ 58 ΑΘΗΝΑ	2103369700								
CITIGROUP GLOBAL MARKETS EUROPE AG			a	a					
16, REUTERWEG 16	+49 691366-0								
CITIGROUP GLOBAL MARKETS LIMITED			a						
1, 33 CANADA SQUARE -CANARY WHARF	+44 02079864000								
CREDIT SUISSE BANK (EUROPE), S.A.			a	a					
, CALLE AYALA 42, 3A PLANTA-B MADRID	+34917916000								
CREDIT SUISSE SECURITIES (EUROPE) LIMITED			a						
1 , ONE CABOT SQUARE LONDON	+44 2078888888								
CYCLOS SECURITIES S.A.			a			a			
39, ΧΑΡΙΛΑΟΥ ΤΡΙΚΟΥΠΗ 6-8-10 ΑΘΗΝΑ	2103364300								
DEUTSCHE BANK S.A.				a					
1 , GREAT WINCHESTER STREET LONDON	+44 20 754 54209	00441133361437							
EUROBANK EQUITIES INVESTMENT FIRM SINGLE MEMBER SA			a		a	a	a		a
, ΦΙΛΕΛΛΗΝΩΝ 10 & ΞΕΝΟΦΩΝΤΟΣ 13 ΑΘΗΝΑ	2103720425								
EUROBANK S.A.								a	
, ΟΘΩΝΟΣ 8 ΑΘΗΝΑ	2103337000								
EUROCORP INVESTMENT SERVICES S.A.			a			a			a
14, ΠΛ.ΦΙΛΙΚΗΣ ΕΤΑΙΡΕΙΑΣ 14 ΑΘΗΝΑ	2107263600								
EUOTRUST INVESTMENT FIRM SA			a						
113, ΣΕΒΑΣΤΟΥΠΟΛΕΩΣ 113 ΑΘΗΝΑ	2103363100								
EUROXX SECURITIES S.A.			a		a	a	a		a
7, ΠΑΛΑΙΟΛΟΓΟΥ ΧΑΛΑΝΔΡΙ	(210)-6879400	(210)-6879401							
7, ΠΑΛΕΟΛΟΓΟΥ ΧΑΛΑΝΔΡΙ	+30 2106879400	210-6879401							
G. A. PERVANAS SECURITIES- INVESTMENT SERVICES S.A.			a						
7-9, ΣΟΦΟΚΛΕΟΥΣ 7-9 ΑΘΗΝΑ	2103727200								
GLOBAL CAPITAL SECURITIES & FINANCIAL SERVICES LTD			a	a					
50, Λ.ΑΡΧΙΕΠΙΣΚΟΠΟΥ ΜΑΚΑΡΙΟΥ Γ50	0035722710710								
HELLENIC AMERICAN SECURITIES S.A.			a		a	a			a
27, ΑΝΔΡΕΑ ΠΑΠΑΝΔΡΕΟΥ 27 ΜΑΡΟΥΣΙ	2103311100								
HELLENIC BANK (INVESTMENTS) LTD				a					
, ΑVE.KΥΡΙΑΚΟΥ ΜΑΤΣΙ 31 - PO BOX 24747 NICOSIA	+357 22500100	357 22500110							
HSBC CONTINENTAL EUROPE								a	
109-111, Λ.ΜΕΣΟΓΕΙΩΝ 109-111	2106960000								
INDEX SECURITIES S.A.			a						
6, ΔΡΑΓΑΤΣΑΝΙΟΥ 6 ΑΘΗΝΑ	2103213920								
J. CHR. MAVRIKIS SECURITIES S.A.			a						
5, ΣΟΦΟΚΛΕΟΥΣ 5 ΑΘΗΝΑ	2103216730								
KAPPA SECURITIES S.A.			a			a			
15, ΒΑΛΛΑΡΙΤΟΥ 15 ΑΘΗΝΑ	2103678600								
KARAMANOF SECURITIES & INVESTMENT SERVICES S.A.			a						
2, ΠΛ.ΑΓ.ΘΕΟΔΩΡΩΝ 2 ΑΘΗΝΑ	2103212947								

Athex & ATHEXClear Members List

Member Name			Stock Market			Derivatives Market		ATHEXClear Member	
Address	Phone	Fax	Market Member	Remote Member	Market Maker	Proprietary	Market Maker	General Clearing	Direct Clearing
LAIKI FINANCIAL SERVICES LTD			a						
26, AVE. VYRONOS NICOSIA	357 22367367	357 22718567							
LEON DEPOLAS SECURITIES S.A.			a		a	a			
1, ΧΡΗΣΤΟΥ ΛΑΔΑ 1 ATHINA	2103213276 -28								
MEGA EQUITY SECURITIES & FINANCIAL SERVICES PUBLIC LTD			a	a		a			
42-44, ΛΕΩΦ.ΓΡΙΒΑ ΔΙΓΕΝΗ 42-44	0035722711711								
MERIT SECURITIES S.A			a		a	a			a
5, ΣΟΦΟΚΛΕΟΥΣ 5 ATHINA	2103671880								
MERRILL LYNCH INTERNATIONAL			a						
2 , 2 KING EDWARD STREET LONDON	+44 20276281000								
N. CHRYSOCHOIDIS SECURITIES S.A.			a			a			a
7-9, ΣΟΦΟΚΛΕΟΥΣ 7-9 ATHINA	2103213913								
NATIONAL BANK OF GREECE S.A.			a			a		a	
86, ΑΙΟΛΟΥ STR. ATHINA	(210)-3341000	(210)-3228187							
68, ΑΚΑΔΙΜΙΑΣ STR. ATHINA	(210)-3328817	(210)-3328678							
NATIONAL SECURITIES SINGLE MEMBER SA			a		a	a	a		
66, ΛΕΩΦΟΡΟΣ ΑΘΗΝΩΝ 128-132 & ΙΦΙΓΕΝΙΑΣ ATHINA	2103328784								
NUNTIUS BROKERAGE AND INVESTMENT SERVICES S.A			a						
6, ΔΡΑΓΑΤΣΑΝΙΟΥ 6 ATHINA	2103350599								
ONE PLUS CAPITAL LIMITED			a	a					
, 75 PRODROMOU AVENUE NICOSIA 1307	35722873760								
OPTIMA BANK S.A.			a		a	a	a	a	
32 , ΑΙΓΙΑΛΕΙΑΣ 32 & ΠΑΡΑΔΕΙΣΟΥ MAROUSI	2108173663								
PANTELAKIS SECURITIES S.A.			a		a	a	a		
57, ΕΘΝΙΚΗΣ ΑΝΤΙΣΤΑΣΕΩΣ 57, ΚΤΙΡΙΟ Β CHALANDRI	2106965000								
PEGASUS SECURITIES S.A			a			a			
17 , ΒΑΛΛΩΡΙΤΟΥ 17 & ΑΜΕΡΙΚΗΣ ATHINA	2103670700								
PIRAEUS BANK S.A.			a			a		a	
, ΑΜΕΡΙΚΗΣ 4 ATHINA	2103335000								
PIRAEUS SECURITIES S. A.			a		a	a	a		a
10, ΣΤΑΔΙΟΥ 10 ATHINA	2103354100								
PROCHOICE SECURITIES LTD			a	a					
57, ΛΕΩΦ.ΣΠΥΡΟΥ ΚΥΠΡΙΑΝΟΥ 57, ΑΚΙΝΗΤΑ Φ	035724661192								
SHARELINK SECURITIES & FINANCIAL SERVICES LTD			a			a			
6 , HOUSE-ΘΕΟΤΟΚΗ 6 ΜΕΓΑΡΟ ΕΛΛΗΝΑ	+357 22554200								
SOCIETE GENERALE S.A.			a	a		a			
, 17 COURS VALMY, CEDEX	+157290504								
SOLIDUS SECURITIES S.A			a			a			a
64, ΛΟΥΙΖΗΣ ΠΙΑΝΚΟΥΡ 64 ATHINA	2106900600								
ST. EM. LAVRENTAKIS SECURITIES S.A.			a			a			
7-9, ΣΟΦΟΚΛΕΟΥΣ 7-9 ATHINA	2103213336								
THE CYPRUS INVESTMENT & & SECURITIES CORPORATION LTD			a	a					
154, ΑΓΙΟΥ ΠΡΟΚΟΠΙΟΥ & ΠΟΣΕΙΔΩΝΟΣ 1	0035722121700								
UBS EUROPE SE			a	a					
, OPERNTURM, BOCKENHEIMER LANDSTRASSE 2-4	496921790								
UBS LIMITED			a						
1 , FINSBURY AVENUE LONDON	+44 2075687135								

## List of Stocks under Market Making operations

Securities	Stock Category
Market Maker	Start Market Making
<b>MLS MULTIMEDIA SA (CR)</b>	<b>Suspension Status</b>
PIRAEUS SECURITIES S. A.	01/08/2019
<b>ALPHA ETF FTSE Athex Large Cap</b>	<b>Exchange Traded Funds (ETFs)</b>
ALPHA FINANCE INVESTMENT SERVICES SINGLE MEMBER SA	02/01/1900
NATIONAL SECURITIES SINGLE MEMBER SA	02/01/1900
<b>ADMIE (IPTO) HOLDING S.A. (CR)</b>	<b>Main Market</b>
EUROBANK EQUITIES INVESTMENT FIRM SINGLE MEMBER SA	24/05/2021
HELLENIC AMERICAN SECURITIES S.A.	09/03/2020
PIRAEUS SECURITIES S. A.	29/06/2017
<b>AEGEAN AIRLINES (CR)</b>	<b>Main Market</b>
EUROBANK EQUITIES INVESTMENT FIRM SINGLE MEMBER SA	22/09/2020
<b>ALPHA SERVICES HOLD (CR)</b>	<b>Main Market</b>
ALPHA FINANCE INVESTMENT SERVICES SINGLE MEMBER SA	29/02/2016
EUROBANK EQUITIES INVESTMENT FIRM SINGLE MEMBER SA	22/10/2006
HELLENIC AMERICAN SECURITIES S.A.	25/07/2014
LEON DEPOLAS SECURITIES S.A.	04/01/2016
MERIT SECURITIES S.A	03/09/2012
NATIONAL SECURITIES SINGLE MEMBER SA	02/01/1900
PIRAEUS SECURITIES S. A.	28/05/2009
<b>ALPHA TRUST (CR)</b>	<b>Main Market</b>
EUROBANK EQUITIES INVESTMENT FIRM SINGLE MEMBER SA	06/02/2023
LEON DEPOLAS SECURITIES S.A.	04/01/2021
<b>ANDROMEDA SA (CR)</b>	<b>Main Market</b>
BETA SECURITIES S.A.	15/02/2021
<b>ATTICA BANK S.A. (CR)</b>	<b>Main Market</b>
EUROXX SECURITIES S.A.	22/01/2016
PIRAEUS SECURITIES S. A.	20/09/2017
<b>AUTOHELLAS SA (CR)</b>	<b>Main Market</b>
ALPHA FINANCE INVESTMENT SERVICES SINGLE MEMBER SA	01/07/2019
EUROXX SECURITIES S.A.	02/07/2018
<b>AVAX S.A. (CR)</b>	<b>Main Market</b>
EUROBANK EQUITIES INVESTMENT FIRM SINGLE MEMBER SA	14/12/2015
PIRAEUS SECURITIES S. A.	01/02/2021
<b>AVE (CR)</b>	<b>Main Market</b>
EUROXX SECURITIES S.A.	05/06/2020
<b>BRIQ PROPERTIES (CR)</b>	<b>Main Market</b>
EUROBANK EQUITIES INVESTMENT FIRM SINGLE MEMBER SA	09/09/2019
LEON DEPOLAS SECURITIES S.A.	22/02/2021
<b>CC HBC AG (CR)</b>	<b>Main Market</b>
BETA SECURITIES S.A.	08/03/2021
NATIONAL SECURITIES SINGLE MEMBER SA	02/01/1900
PIRAEUS SECURITIES S. A.	04/05/2015
<b>CENERGY HOLDINGS (CB)</b>	<b>Main Market</b>
ALPHA FINANCE INVESTMENT SERVICES SINGLE MEMBER SA	02/01/2016
EUROBANK EQUITIES INVESTMENT FIRM SINGLE MEMBER SA	02/01/2016
OPTIMA BANK S.A.	14/03/2022
PANTELAKIS SECURITIES S.A.	27/12/2022
<b>CNL CAPITAL (CR)</b>	<b>Main Market</b>
MERIT SECURITIES S.A	01/10/2018
<b>DIMAND (CR)</b>	<b>Main Market</b>
ALPHA FINANCE INVESTMENT SERVICES SINGLE MEMBER SA	08/08/2022
EUROBANK EQUITIES INVESTMENT FIRM SINGLE MEMBER SA	08/08/2022
<b>EKTER SA (CR)</b>	<b>Main Market</b>
BETA SECURITIES S.A.	26/09/2022
EUROBANK EQUITIES INVESTMENT FIRM SINGLE MEMBER SA	16/10/2017
LEON DEPOLAS SECURITIES S.A.	21/05/2018
<b>ELASTRON (CR)</b>	<b>Main Market</b>
LEON DEPOLAS SECURITIES S.A.	20/02/2017
<b>ELLAKTOR (CR)</b>	<b>Main Market</b>
ALPHA FINANCE INVESTMENT SERVICES SINGLE MEMBER SA	18/03/2019
EUROBANK EQUITIES INVESTMENT FIRM SINGLE MEMBER SA	01/06/2012
EUROXX SECURITIES S.A.	24/09/2018
NATIONAL SECURITIES SINGLE MEMBER SA	02/01/1900
PIRAEUS SECURITIES S. A.	22/10/2018
<b>ELTON SA (CR)</b>	<b>Main Market</b>
BETA SECURITIES S.A.	03/09/2012
EUROBANK EQUITIES INVESTMENT FIRM SINGLE MEMBER SA	28/11/2022
OPTIMA BANK S.A.	30/01/2023

## List of Stocks under Market Making operations

Securities	Stock Category
Market Maker	Start Market Making
<b>ELVALHALCOR (CR)</b>	Main Market
ALPHA FINANCE INVESTMENT SERVICES SINGLE MEMBER SA	07/05/2018
BETA SECURITIES S.A.	09/01/2023
EUROBANK EQUITIES INVESTMENT FIRM SINGLE MEMBER SA	07/05/2018
<b>ENTERSOFT (CR)</b>	Main Market
EUROBANK EQUITIES INVESTMENT FIRM SINGLE MEMBER SA	22/06/2020
<b>EUROBANK HOLDINGS (CR)</b>	Main Market
ALPHA FINANCE INVESTMENT SERVICES SINGLE MEMBER SA	09/01/2006
EUROBANK EQUITIES INVESTMENT FIRM SINGLE MEMBER SA	01/06/2012
HELLENIC AMERICAN SECURITIES S.A.	25/07/2014
LEON DEPOLAS SECURITIES S.A.	30/11/2018
MERIT SECURITIES S.A.	06/11/2017
NATIONAL SECURITIES SINGLE MEMBER SA	02/01/1900
PIRAEUS SECURITIES S. A.	28/09/2009
<b>EUROCONSULTANTS S.A. (CR)</b>	Main Market
OPTIMA BANK S.A.	01/02/2023
<b>EYDAP S.A. (CR)</b>	Main Market
ALPHA FINANCE INVESTMENT SERVICES SINGLE MEMBER SA	27/01/2020
EUROBANK EQUITIES INVESTMENT FIRM SINGLE MEMBER SA	10/06/2019
<b>FOURLIS (CR)</b>	Main Market
EUROBANK EQUITIES INVESTMENT FIRM SINGLE MEMBER SA	01/12/2016
PIRAEUS SECURITIES S. A.	06/03/2017
<b>GEK TERNA (CR)</b>	Main Market
BETA SECURITIES S.A.	08/03/2021
EUROBANK EQUITIES INVESTMENT FIRM SINGLE MEMBER SA	24/05/2021
PIRAEUS SECURITIES S. A.	29/08/2019
<b>GR. SARANTIS S.A. (CR)</b>	Main Market
BETA SECURITIES S.A.	14/05/2012
EUROBANK EQUITIES INVESTMENT FIRM SINGLE MEMBER SA	24/10/2016
<b>HELLENIC EXCHANGES-A.S.E. (CR)</b>	Main Market
HELLENIC AMERICAN SECURITIES S.A.	01/09/2014
NATIONAL SECURITIES SINGLE MEMBER SA	02/01/1900
PIRAEUS SECURITIES S. A.	04/05/2015
<b>HELLENIQ ENERGY (CR)</b>	Main Market
HELLENIC AMERICAN SECURITIES S.A.	14/09/2015
PIRAEUS SECURITIES S. A.	20/03/2017
<b>IDEAL HOLDINGS (CR)</b>	Main Market
EUROBANK EQUITIES INVESTMENT FIRM SINGLE MEMBER SA	07/06/2021
PIRAEUS SECURITIES S. A.	07/06/2021
<b>INFORM P. LYKOS (CR)</b>	Main Market
BETA SECURITIES S.A.	31/01/2022
<b>INTERCONTINENTAL (CR)</b>	Main Market
LEON DEPOLAS SECURITIES S.A.	03/06/2019
<b>INTERLIFE G.C.I.(CR)</b>	Main Market
BETA SECURITIES S.A.	24/10/2022
<b>INTERWOOD-XYLEMPORIA (CR)</b>	Main Market
EUROBANK EQUITIES INVESTMENT FIRM SINGLE MEMBER SA	05/07/2021
PANTELAKIS SECURITIES S.A.	01/07/2021
<b>INTRAKAT (CR)</b>	Main Market
PANTELAKIS SECURITIES S.A.	10/10/2022
<b>JUMBO SA (CR)</b>	Main Market
BETA SECURITIES S.A.	01/02/2021
EUROBANK EQUITIES INVESTMENT FIRM SINGLE MEMBER SA	25/05/2020
MERIT SECURITIES S.A.	06/11/2017
PIRAEUS SECURITIES S. A.	06/03/2017
<b>KLOUKINAS - LAPPAS SA (CR)</b>	Main Market
OPTIMA BANK S.A.	02/01/2023
<b>KRI-KRI S.A. (CR)</b>	Main Market
EUROBANK EQUITIES INVESTMENT FIRM SINGLE MEMBER SA	07/05/2018
LEON DEPOLAS SECURITIES S.A.	16/01/2017
<b>LAMDA DEVELOPMENT SA (CR)</b>	Main Market
EUROBANK EQUITIES INVESTMENT FIRM SINGLE MEMBER SA	08/12/2014
PANTELAKIS SECURITIES S.A.	06/11/2017
PIRAEUS SECURITIES S. A.	29/06/2017
<b>LAMPSA HOTEL SA (CR)</b>	Main Market
LEON DEPOLAS SECURITIES S.A.	16/01/2017
<b>MARFIN INVESTMENT GROUP (CR)</b>	Main Market
EUROBANK EQUITIES INVESTMENT FIRM SINGLE MEMBER SA	23/03/2015
PIRAEUS SECURITIES S. A.	02/02/2009

## List of Stocks under Market Making operations

Securities	Stock Category
Market Maker	Start Market Making
<b>MOTOR OIL (CR)</b>	<b>Main Market</b>
BETA SECURITIES S.A.	08/03/2021
EUROBANK EQUITIES INVESTMENT FIRM SINGLE MEMBER SA	22/10/2006
LEON DEPOLAS SECURITIES S.A.	01/04/2019
MERIT SECURITIES S.A	25/02/2019
NATIONAL SECURITIES SINGLE MEMBER SA	02/01/1900
PIRAEUS SECURITIES S. A.	04/05/2015
<b>MPLE KEDROS (CR)</b>	<b>Main Market</b>
MERIT SECURITIES S.A	30/09/2022
<b>MYTILINEOS (CR)</b>	<b>Main Market</b>
ALPHA FINANCE INVESTMENT SERVICES SINGLE MEMBER SA	15/04/2019
BETA SECURITIES S.A.	11/04/2022
EUROBANK EQUITIES INVESTMENT FIRM SINGLE MEMBER SA	20/09/2017
MERIT SECURITIES S.A	25/02/2019
NATIONAL SECURITIES SINGLE MEMBER SA	02/01/1900
PIRAEUS SECURITIES S. A.	04/05/2015
<b>NATIONAL BANK (CR)</b>	<b>Main Market</b>
ALPHA FINANCE INVESTMENT SERVICES SINGLE MEMBER SA	09/01/2006
EUROBANK EQUITIES INVESTMENT FIRM SINGLE MEMBER SA	22/10/2006
HELLENIC AMERICAN SECURITIES S.A.	25/07/2014
LEON DEPOLAS SECURITIES S.A.	20/05/2015
MERIT SECURITIES S.A	03/09/2012
NATIONAL SECURITIES SINGLE MEMBER SA	02/01/1900
PIRAEUS SECURITIES S. A.	08/09/2008
<b>OPAP (CR)</b>	<b>Main Market</b>
ALPHA FINANCE INVESTMENT SERVICES SINGLE MEMBER SA	09/01/2006
BETA SECURITIES S.A.	11/04/2022
EUROBANK EQUITIES INVESTMENT FIRM SINGLE MEMBER SA	22/10/2006
HELLENIC AMERICAN SECURITIES S.A.	25/07/2014
MERIT SECURITIES S.A	20/03/2017
NATIONAL SECURITIES SINGLE MEMBER SA	02/01/1900
PIRAEUS SECURITIES S. A.	04/05/2015
<b>OTE (CR)</b>	<b>Main Market</b>
ALPHA FINANCE INVESTMENT SERVICES SINGLE MEMBER SA	09/01/2006
BETA SECURITIES S.A.	11/04/2022
EUROBANK EQUITIES INVESTMENT FIRM SINGLE MEMBER SA	22/10/2006
HELLENIC AMERICAN SECURITIES S.A.	25/07/2014
LEON DEPOLAS SECURITIES S.A.	20/04/2015
MERIT SECURITIES S.A	20/03/2017
NATIONAL SECURITIES SINGLE MEMBER SA	02/01/1900
PIRAEUS SECURITIES S. A.	08/09/2008
<b>P.P.A. S.A. (CR)</b>	<b>Main Market</b>
EUROBANK EQUITIES INVESTMENT FIRM SINGLE MEMBER SA	06/02/2019
<b>PAPOUTSANIS (CR)</b>	<b>Main Market</b>
BETA SECURITIES S.A.	25/11/2013
<b>PETROPOULOS PETROS (CR)</b>	<b>Main Market</b>
EUROBANK EQUITIES INVESTMENT FIRM SINGLE MEMBER SA	01/04/2019
PANTELAKIS SECURITIES S.A.	16/03/2020
<b>PIRAEUS FINANCIAL HOLD (CR)</b>	<b>Main Market</b>
ALPHA FINANCE INVESTMENT SERVICES SINGLE MEMBER SA	15/04/2019
EUROBANK EQUITIES INVESTMENT FIRM SINGLE MEMBER SA	22/10/2006
EUROXX SECURITIES S.A.	15/02/2016
HELLENIC AMERICAN SECURITIES S.A.	25/07/2014
LEON DEPOLAS SECURITIES S.A.	30/11/2018
MERIT SECURITIES S.A	16/09/2013
NATIONAL SECURITIES SINGLE MEMBER SA	02/01/1900
PIRAEUS SECURITIES S. A.	16/02/2009
<b>PPC (CR)</b>	<b>Main Market</b>
ALPHA FINANCE INVESTMENT SERVICES SINGLE MEMBER SA	09/01/2006
BETA SECURITIES S.A.	01/02/2021
EUROBANK EQUITIES INVESTMENT FIRM SINGLE MEMBER SA	22/10/2006
HELLENIC AMERICAN SECURITIES S.A.	01/09/2014
MERIT SECURITIES S.A	06/11/2017
NATIONAL SECURITIES SINGLE MEMBER SA	02/01/1900
PIRAEUS SECURITIES S. A.	28/09/2009
<b>PREMIA (CR)</b>	<b>Main Market</b>
BETA SECURITIES S.A.	01/06/2021
LEON DEPOLAS SECURITIES S.A.	05/12/2022
PANTELAKIS SECURITIES S.A.	23/12/2021

## List of Stocks under Market Making operations

Securities	Stock Category
Market Maker	Start Market Making
<b>PROFILE SA (CR)</b>	Main Market
PANTELAKIS SECURITIES S.A.	01/07/2019
<b>QUALITY &amp; RELIABILITY SA (CR)</b>	Main Market
OPTIMA BANK S.A.	03/01/2023
<b>QUEST HOLDINGS (CR)</b>	Main Market
BETA SECURITIES S.A.	26/03/2018
EUROBANK EQUITIES INVESTMENT FIRM SINGLE MEMBER SA	28/01/2019
<b>SIDMA STEEL (CR)</b>	Main Market
LEON DEPOLAS SECURITIES S.A.	06/06/2022
<b>SPACE HELLAS SA (CR)</b>	Main Market
MERIT SECURITIES S.A	09/12/2022
<b>TECHNICAL OLYMPIC SA (CR)</b>	Main Market
BETA SECURITIES S.A.	04/04/2022
<b>TERNA ENERGY (CR)</b>	Main Market
EUROBANK EQUITIES INVESTMENT FIRM SINGLE MEMBER SA	24/05/2021
PIRAEUS SECURITIES S. A.	09/12/2019
<b>THRACE PLASTICS SA (CR)</b>	Main Market
ALPHA FINANCE INVESTMENT SERVICES SINGLE MEMBER SA	26/03/2018
EUROBANK EQUITIES INVESTMENT FIRM SINGLE MEMBER SA	26/03/2018
<b>TITAN CEMENT (CB)</b>	Main Market
BETA SECURITIES S.A.	01/02/2021
EUROBANK EQUITIES INVESTMENT FIRM SINGLE MEMBER SA	06/11/2019
PIRAEUS SECURITIES S. A.	18/01/2021
<b>TZIRAKIAN PROFIL (CR)</b>	Main Market
LEON DEPOLAS SECURITIES S.A.	19/07/2021
<b>VIOHALCO SA/NV (CB)</b>	Main Market
ALPHA FINANCE INVESTMENT SERVICES SINGLE MEMBER SA	11/03/2008
EUROBANK EQUITIES INVESTMENT FIRM SINGLE MEMBER SA	04/03/2014
MERIT SECURITIES S.A	17/03/2014

Underlying Asset				Derivatives Market													
Price max	Price min	Closing price	change	Delivery Month	Open price	Price max	Price min	Last price	Closing price	Last Bid	Last Ask	Fixing price*	Life high	Life low	Trades	Volume	Open Interest
FTSE/Athex Large Cap																	(Trade Unit: 1 Index Point x 2€, Cash Settlement)
2,639.40	2,560.89	2,564.24	-2.85%	March 2023	2,581.50	2,595.00	2,547.00	2,552.00	2,552.00	---	---	---	2,794.00	---	406	2,368	7,285
				April 2023	2,580.00	2,580.00	2,531.00	2,537.50	2,537.50	---	---	---	2,774.00	---	93	633	519
				May 2023	---	---	---	---	2,649.75	---	---	---	---	---	---	---	---
				June 2023	---	---	---	---	2,654.00	---	---	---	---	---	---	---	---
				September 2023	---	---	---	---	2,667.25	---	---	---	---	---	---	---	---
				December 2023	---	---	---	---	2,680.50	---	---	---	---	---	---	---	---
FTSE/Athex Banks																	(Trade Unit: 1 Index Point x 15€, Cash Settlement)
840.46	793.11	793.34	-5.61%	March 2023	825.00	825.00	797.00	797.00	797.00	---	---	---	954.00	---	20	172	439
				June 2023	---	---	---	---	846.00	---	---	---	843.25	---	---	---	100
				September 2023	---	---	---	---	849.25	---	---	---	---	---	---	---	---
				December 2023	---	---	---	---	853.50	---	---	---	---	---	---	---	---

Underlying Asset				Derivatives Market													
Price max	Price min	Closing price	change	Delivery Month	Open price	Price max	Price min	Last price	Closing price	Last Bid	Last Ask	Fixing price*	Life high	Life low	Trades	Volume	Open Interest
ADMIE (IPTO) HOLDING S.A. (CR)				(Contract Size: 100 Securities, Physical Delivery)													
1.86	1.826	1.832	-1.61%	March 2023	1.84	1.84	1.82	1.83	1.83	---	---	---	2.04	---	29	252	15,128
				June 2023	1.84	1.87	1.84	1.87	1.87	---	---	---	1.92	---	5	48	185
				September 2023	---	---	---	---	1.88	---	---	---	---	---	---	---	---
				December 2023	---	---	---	---	1.89	---	---	---	---	---	---	---	---
AEGEAN AIRLINES (CR)				(Contract Size: 100 Securities, Physical Delivery)													
7.18	6.95	7.18	0.28%	March 2023	7.05	7.05	7.00	7.00	7.00	---	---	---	7.57	---	2	6	59
				June 2023	7.10	7.10	7.03	7.03	7.03	---	---	---	7.21	---	2	10	20
				September 2023	---	---	---	---	7.24	---	---	---	---	---	---	---	---
				December 2023	---	---	---	---	7.27	---	---	---	---	---	---	---	---
ALPHA SERVICES HOLD (CR)				(Contract Size: 100 Securities, Physical Delivery)													
1.2495	1.2	1.2	-6.18%	March 2023	1.24	1.24	1.19	1.20	1.20	---	---	---	1.52	---	539	41,295	110,375
				June 2023	1.26	1.26	1.20	1.20	1.20	---	---	---	1.52	---	268	8,560	14,253
				September 2023	1.25	1.25	1.25	1.25	1.25	---	---	---	1.25	---	1	3	---
				December 2023	---	---	---	---	1.30	---	---	---	---	---	---	---	---
AUTOHELLAS SA (CR)				(Contract Size: 100 Securities, Physical Delivery)													
11.84	11.62	11.64	-2.35%	March 2023	---	---	---	---	11.96	---	---	---	12.56	---	---	---	63
				June 2023	---	---	---	---	12.05	---	---	---	11.99	---	---	---	54
				September 2023	---	---	---	---	12.05	---	---	---	---	---	---	---	---
				December 2023	---	---	---	---	12.11	---	---	---	---	---	---	---	---
AVAX S.A. (CR)				(Contract Size: 100 Securities, Physical Delivery)													
0.835	0.813	0.825	-1.32%	March 2023	0.832	0.832	0.832	0.832	0.832	---	---	---	0.977	---	1	20	195
				June 2023	0.842	0.842	0.833	0.833	0.833	---	---	---	0.863	---	2	23	62
				September 2023	---	---	---	---	0.845	---	---	---	---	---	---	---	---
				December 2023	---	---	---	---	0.849	---	---	---	---	---	---	---	---
CC HBC AG (CR)				(Contract Size: 100 Securities, Physical Delivery)													
24.6	24.02	24.1	-2.03%	March 2023	24.28	24.28	23.90	23.98	23.98	---	---	---	24.57	---	12	71	783
				June 2023	24.10	24.10	23.95	23.96	23.96	---	---	---	24.63	---	11	52	41
				September 2023	---	---	---	---	24.86	---	---	---	---	---	---	---	---
				December 2023	---	---	---	---	24.98	---	---	---	---	---	---	---	---
CENERGY HOLDINGS (CB)				(Contract Size: 100 Securities, Physical Delivery)													
3.925	3.83	3.89	0.91%	March 2023	3.81	3.90	3.81	3.90	3.90	---	---	---	4.15	---	20	51	6,528
				June 2023	3.88	3.89	3.88	3.88	3.88	---	---	---	4.16	---	4	10	408
				September 2023	---	---	---	---	3.90	---	---	---	---	---	---	---	---
				December 2023	---	---	---	---	3.92	---	---	---	---	---	---	---	---

Derivatives notes

Fixing prices and final open positions can be retrieved from the following path <http://www.helex.gr/el/web/guest/statistics-end-of-day-derivatives>



Underlying Asset				Derivatives Market													
Price max	Price min	Closing price	change	Delivery Month	Open price	Price max	Price min	Last price	Closing price	Last Bid	Last Ask	Fixing price*	Life high	Life low	Trades	Volume	Open Interest
ELLAKTOR (CR)				(Contract Size: 100 Securities, Physical Delivery)													
2.005	1.97	1.972	-1.65%	March 2023	1.96	1.97	1.96	1.97	1.97	---	---	---	2.44	---	2	20	945
				June 2023	---	---	---	---	2.00	---	---	---	2.16	---	---	---	77
				September 2023	---	---	---	---	2.03	---	---	---	---	---	---	---	---
				December 2023	---	---	---	---	2.04	---	---	---	---	---	---	---	---
ELVALHALCOR (CR)				(Contract Size: 100 Securities, Physical Delivery)													
1.768	1.714	1.72	-2.82%	March 2023	1.74	1.74	1.74	1.74	1.74	---	---	---	1.93	---	1	5	1,265
				June 2023	1.76	1.77	1.74	1.74	1.74	---	---	---	1.79	---	19	43	29
				September 2023	---	---	---	---	1.79	---	---	---	---	---	---	---	---
				December 2023	---	---	---	---	1.80	---	---	---	---	---	---	---	---
EUROBANK HOLDINGS (CR)				(Contract Size: 100 Securities, Physical Delivery)													
1.353	1.292	1.3	-5.32%	March 2023	1.35	1.35	1.29	1.29	1.29	---	---	---	1.49	---	165	3,815	12,309
				June 2023	1.33	1.34	1.27	1.30	1.30	---	---	---	1.46	---	55	669	1,145
				September 2023	---	---	---	---	1.39	---	---	---	---	---	---	---	---
				December 2023	---	---	---	---	1.39	---	---	---	---	---	---	---	---
EYDAP S.A. (CR)				(Contract Size: 100 Securities, Physical Delivery)													
6.8	6.61	6.74	-0.88%	March 2023	6.62	6.62	6.62	6.62	6.62	---	---	---	7.31	---	1	1	489
				June 2023	6.77	6.77	6.67	6.74	6.74	---	---	---	6.93	---	11	44	8
				September 2023	---	---	---	---	6.76	---	---	---	6.83	---	---	---	3
				December 2023	---	---	---	---	6.91	---	---	---	---	---	---	---	---
FOURLIS (CR)				(Contract Size: 100 Securities, Physical Delivery)													
3.56	3.425	3.445	-3.91%	March 2023	3.56	3.56	3.45	3.45	3.45	---	---	---	4.00	---	12	320	1,118
				June 2023	3.60	3.60	3.56	3.56	3.56	---	---	---	3.91	---	6	303	395
				September 2023	---	---	---	---	3.62	---	---	---	---	---	---	---	---
				December 2023	---	---	---	---	3.64	---	---	---	---	---	---	---	---
GEK TERNA (CR)				(Contract Size: 100 Securities, Physical Delivery)													
11.5	11.1	11.4	-0.87%	March 2023	11.23	11.40	11.19	11.40	11.40	---	---	---	12.65	---	14	76	7,802
				June 2023	11.29	11.29	11.20	11.20	11.20	---	---	---	12.30	---	5	31	152
				September 2023	---	---	---	---	11.62	---	---	---	---	---	---	---	---
				December 2023	---	---	---	---	11.68	---	---	---	---	---	---	---	---
HELLENIC EXCHANGES-A.S.E. (CR)				(Contract Size: 100 Securities, Physical Delivery)													
4.08	3.965	4.08	-1.45%	March 2023	4.04	4.05	4.02	4.03	4.03	---	---	---	4.53	---	62	475	3,090
				June 2023	4.06	4.06	3.90	3.96	3.96	---	---	---	4.19	---	39	144	343
				September 2023	---	---	---	---	4.18	---	---	---	---	---	---	---	---
				December 2023	---	---	---	---	4.20	---	---	---	---	---	---	---	---

Derivatives notes

Fixing prices and final open positions can be retrieved from the following path <http://www.helex.gr/el/web/guest/statistics-end-of-day-derivatives>

Underlying Asset				Derivatives Market													
Price max	Price min	Closing price	change	Delivery Month	Open price	Price max	Price min	Last price	Closing price	Last Bid	Last Ask	Fixing price*	Life high	Life low	Trades	Volume	Open Interest
HELLENiQ ENERGY (CR)				(Contract Size: 100 Securities, Physical Delivery)													
7.85	7.72	7.8	-0.64%	March 2023	7.80	7.80	7.73	7.73	7.73	---	---	---	8.68	---	5	21	1,491
				June 2023	7.83	7.83	7.79	7.79	7.79	---	---	---	8.08	---	4	25	50
				September 2023	---	---	---	---	7.93	---	---	---	---	---	---	---	---
				December 2023	---	---	---	---	7.97	---	---	---	---	---	---	---	---
INTRACOM HOLDINGS (CR)				(Contract Size: 100 Securities, Physical Delivery)													
1.816	1.77	1.776	-1.55%	March 2023	1.78	1.78	1.76	1.76	1.76	---	---	---	2.11	---	17	65	4,734
				June 2023	1.81	1.81	1.81	1.81	1.81	---	---	---	2.07	---	1	2	439
				September 2023	---	---	---	---	1.82	---	---	---	---	---	---	---	---
				December 2023	---	---	---	---	1.83	---	---	---	---	---	---	---	---
INTRAKAT (CR)				(Contract Size: 100 Securities, Physical Delivery)													
1.628	1.582	1.6	-2.32%	March 2023	1.61	1.61	1.58	1.59	1.59	---	---	---	1.80	1.58	28	353	4,488
				June 2023	1.61	1.61	1.61	1.61	1.61	---	---	---	1.79	---	1	100	2,204
				September 2023	---	---	---	---	1.66	---	---	---	---	---	---	---	---
				December 2023	---	---	---	---	1.66	---	---	---	---	---	---	---	---
JUMBO SA (CR)				(Contract Size: 100 Securities, Physical Delivery)													
21.54	20.96	21	-2.78%	March 2023	21.29	21.30	20.86	20.86	20.86	---	---	---	21.78	---	29	32	530
				June 2023	19.88	20.05	19.86	19.86	19.86	---	---	---	20.77	---	4	10	58
				September 2023	---	---	---	---	21.83	---	---	---	---	---	---	---	---
				December 2023	---	---	---	---	21.94	---	---	---	---	---	---	---	---
LAMDA DEVELOPMENT SA (CR)				(Contract Size: 100 Securities, Physical Delivery)													
6.145	5.935	5.985	-2.60%	March 2023	6.06	6.06	5.94	5.98	5.98	---	---	---	6.61	---	42	152	4,940
				June 2023	6.13	6.13	6.00	6.07	6.07	---	---	---	6.53	---	19	70	732
				September 2023	---	---	---	---	6.21	---	---	---	---	---	---	---	---
				December 2023	---	---	---	---	6.24	---	---	---	---	---	---	---	---
MARFIN INVESTMENT GROUP (CR)				(Contract Size: 100 Securities, Physical Delivery)													
0.2175	0.217	0.217	0.00%	March 2023	0.216	0.216	0.215	0.216	0.216	---	---	---	0.260	---	7	326	2,453
				June 2023	0.199	0.199	0.197	0.197	0.197	---	---	---	0.215	---	3	140	245
				September 2023	---	---	---	---	0.219	---	---	---	---	---	---	---	---
				December 2023	---	---	---	---	0.220	---	---	---	---	---	---	---	---
MOTOR OIL (CR)				(Contract Size: 100 Securities, Physical Delivery)													
24.5	23.68	23.68	-3.50%	March 2023	24.09	24.09	23.70	23.70	23.70	---	---	---	25.98	---	12	46	807
				June 2023	24.31	24.31	23.80	23.80	23.80	---	---	---	25.05	---	13	62	44
				September 2023	---	---	---	---	24.80	---	---	---	---	---	---	---	---
				December 2023	---	---	---	---	24.92	---	---	---	---	---	---	---	---

Derivatives notes

Fixing prices and final open positions can be retrieved from the following path <http://www.helex.gr/el/web/guest/statistics-end-of-day-derivatives>

Underlying Asset				Derivatives Market													
Price max	Price min	Closing price	change	Delivery Month	Open price	Price max	Price min	Last price	Closing price	Last Bid	Last Ask	Fixing price*	Life high	Life low	Trades	Volume	Open Interest
MYTILINEOS (CR)				(Contract Size: 100 Securities, Physical Delivery)													
24.58	24.12	24.18	-2.50%	March 2023	24.52	24.52	24.03	24.03	24.03	---	---	---	25.62	---	34	88	1,896
				June 2023	24.65	24.67	24.19	24.25	24.25	---	---	---	25.00	---	39	182	304
				September 2023	---	---	---	---	25.06	---	---	---	---	---	---	---	---
				December 2023	---	---	---	---	25.19	---	---	---	---	---	---	---	---
NATIONAL BANK (CR)				(Contract Size: 100 Securities, Physical Delivery)													
4.75	4.561	4.563	-5.94%	March 2023	4.78	4.78	4.54	4.60	4.60	---	---	---	5.49	---	323	3,618	11,452
				June 2023	4.75	4.75	4.55	4.60	4.60	---	---	---	5.46	---	138	1,723	2,405
				September 2023	---	---	---	---	4.90	---	---	---	---	---	---	---	---
				December 2023	---	---	---	---	4.93	---	---	---	---	---	---	---	---
OPAP (CR)				(Contract Size: 100 Securities, Physical Delivery)													
14.75	14.44	14.73	1.52%	March 2023	14.56	14.71	14.43	14.71	14.71	---	---	---	15.33	---	27	252	1,959
				June 2023	14.70	14.70	13.77	13.91	13.91	---	---	---	15.00	---	30	231	389
				September 2023	---	---	---	---	14.66	---	---	---	---	---	---	---	---
				December 2023	---	---	---	---	14.74	---	---	---	---	---	---	---	---
OTE (CR)				(Contract Size: 100 Securities, Physical Delivery)													
13.6	13.46	13.48	-1.46%	March 2023	13.50	13.58	13.42	13.45	13.45	---	---	---	15.77	---	131	778	11,172
				June 2023	13.69	13.72	13.60	13.62	13.62	---	---	---	15.20	---	55	247	721
				September 2023	---	---	---	---	13.39	---	---	---	14.32	---	---	---	2
				December 2023	---	---	---	---	13.89	---	---	---	---	---	---	---	---
P.P.A. S.A. (CR)				(Contract Size: 100 Securities, Physical Delivery)													
18.5	18.2	18.38	-0.65%	March 2023	---	---	---	---	18.69	---	---	---	18.95	---	---	---	337
				June 2023	---	---	---	---	18.85	---	---	---	18.65	---	---	---	119
				September 2023	---	---	---	---	18.70	---	---	---	---	---	---	---	---
				December 2023	---	---	---	---	18.79	---	---	---	---	---	---	---	---
PIRAEUS FINANCIAL HOLD (CR)				(Contract Size: 100 Securities, Physical Delivery)													
2.019	1.961	1.984	-4.61%	March 2023	2.00	2.02	1.96	1.98	1.98	---	---	---	2.45	---	310	10,911	40,464
				June 2023	2.02	2.03	1.98	1.99	1.99	---	---	---	2.46	---	164	4,637	6,923
				September 2023	---	---	---	---	2.10	---	---	---	---	---	---	---	---
				December 2023	---	---	---	---	2.11	---	---	---	---	---	---	---	---
PPC (CR)				(Contract Size: 100 Securities, Physical Delivery)													
8.15	7.92	8.04	-1.59%	March 2023	8.08	8.12	7.94	8.02	8.02	---	---	---	8.51	---	169	713	23,899
				June 2023	8.10	8.20	7.99	8.05	8.05	---	---	---	8.38	---	137	848	2,131
				September 2023	---	---	---	---	8.26	---	---	---	---	---	---	---	---
				December 2023	---	---	---	---	8.30	---	---	---	---	---	---	---	---

Derivatives notes

Fixing prices and final open positions can be retrieved from the following path <http://www.helex.gr/el/web/guest/statistics-end-of-day-derivatives>

Underlying Asset				Derivatives Market													
Price max	Price min	Closing price	change	Delivery Month	Open price	Price max	Price min	Last price	Closing price	Last Bid	Last Ask	Fixing price*	Life high	Life low	Trades	Volume	Open Interest
QUEST HOLDINGS (CR)				(Contract Size: 100 Securities, Physical Delivery)													
5.06	4.945	5	-1.19%	March 2023	4.95	4.95	4.95	4.95	4.95	---	---	---	5.28	---	1	1	99
				June 2023	4.95	4.95	4.95	4.95	4.95	---	---	---	5.21	---	1	1	28
				September 2023	---	---	---	---	5.11	---	---	---	---	---	---	---	---
				December 2023	---	---	---	---	5.14	---	---	---	---	---	---	---	---
TERNA ENERGY (CR)				(Contract Size: 100 Securities, Physical Delivery)													
18.5	18.28	18.49	-1.23%	March 2023	18.40	18.44	18.31	18.44	18.44	---	---	---	21.10	---	17	64	7,812
				June 2023	18.72	18.72	18.45	18.55	18.55	---	---	---	19.90	---	31	150	388
				September 2023	---	---	---	---	18.92	---	---	---	---	---	---	---	---
				December 2023	---	---	---	---	19.01	---	---	---	---	---	---	---	---
TITAN CEMENT (CB)				(Contract Size: 100 Securities, Physical Delivery)													
14.32	14.06	14.26	-0.70%	March 2023	14.15	14.20	14.09	14.20	14.20	---	---	---	15.98	---	5	20	730
				June 2023	14.20	14.24	14.18	14.24	14.24	---	---	---	14.90	---	3	8	38
				September 2023	---	---	---	---	14.51	---	---	---	---	---	---	---	---
				December 2023	---	---	---	---	14.58	---	---	---	---	---	---	---	---
VIOHALCO SA/NV (CB)				(Contract Size: 100 Securities, Physical Delivery)													
4.45	4.35	4.39	-2.12%	March 2023	4.44	4.44	4.36	4.38	4.38	---	---	---	4.89	---	18	45	5,599
				June 2023	4.50	4.50	4.39	4.40	4.40	---	---	---	4.68	---	19	56	153
				September 2023	---	---	---	---	4.53	---	---	---	---	---	---	---	---
				December 2023	---	---	---	---	4.56	---	---	---	---	---	---	---	---

FTSE/Athex Large Cap

(Trade Unit: 1 Index Point x 2€ - Excercise Style: European, Cash Settlement)

Call Options															Put Options																					
March 2023								April 2023								Other Months		March 2023								April 2023								Other Months		
Exerise Price	Open price	Price max	Price min	Last price	Closing price	Volume	Open Interest	Open price	Price max	Price min	Last price	Closing price	Volume	Open Interest	Volume	Open Interest	Open price	Price max	Price min	Last price	Closing price	Volume	Open Interest	Open price	Price max	Price min	Last price	Closing price	Volume	Open Interest	Volume	Open Interest	Exerise Price			
1,725	0.00	0.00	0.00	-	917.00	-	-	-	-	-	-	-	-	-	-	-	0.00	0.00	0.00	-	0.02	-	-	-	-	-	-	-	-	-	-	1,725				
1,750	0.00	0.00	0.00	-	892.00	-	-	-	-	-	-	-	-	-	-	-	0.00	0.00	0.00	-	0.01	-	-	-	-	-	-	-	-	-	-	1,750				
1,775	0.00	0.00	0.00	-	867.00	-	-	-	-	-	-	-	-	-	-	-	0.00	0.00	0.00	-	0.02	-	-	-	-	-	-	-	-	-	-	1,775				
1,800	0.00	0.00	0.00	-	842.00	-	-	-	-	-	-	-	-	-	-	-	0.00	0.00	0.00	-	0.03	-	-	-	-	-	-	-	-	-	-	1,800				
1,825	0.00	0.00	0.00	-	817.00	-	-	-	-	-	-	-	-	-	-	-	0.00	0.00	0.00	-	0.01	-	-	-	-	-	-	-	-	-	-	1,825				
1,850	0.00	0.00	0.00	-	792.00	-	-	-	-	-	-	-	-	-	-	-	0.00	0.00	0.00	-	0.01	-	-	-	-	-	-	-	-	-	-	1,850				
1,875	0.00	0.00	0.00	-	767.00	-	-	-	-	-	-	-	-	-	-	-	0.00	0.00	0.00	-	0.01	-	-	-	-	-	-	-	-	-	-	1,875				
1,900	0.00	0.00	0.00	-	742.00	-	-	-	-	-	-	-	-	-	-	-	0.00	0.00	0.00	-	0.01	-	-	-	-	-	-	-	-	-	-	1,900				
1,925	0.00	0.00	0.00	-	717.00	-	-	-	-	-	-	-	-	-	-	-	0.00	0.00	0.00	-	0.01	-	-	-	-	-	-	-	-	-	-	1,925				
1,950	0.00	0.00	0.00	-	692.00	-	-	-	-	-	-	-	-	-	-	-	0.00	0.00	0.00	-	0.01	-	-	-	-	-	-	-	-	-	-	1,950				
1,975	0.00	0.00	0.00	-	667.00	-	-	-	-	-	-	-	-	-	-	-	0.00	0.00	0.00	-	0.01	-	-	-	-	-	-	-	-	-	-	1,975				
2,000	0.00	0.00	0.00	-	642.00	-	-	-	-	-	-	-	-	-	-	-	0.00	0.00	0.00	-	0.01	-	-	-	-	-	-	-	-	-	-	2,000				
2,050	0.00	0.00	0.00	-	592.00	-	-	-	-	-	-	-	-	-	-	-	0.00	0.00	0.00	-	0.02	-	-	-	-	-	-	-	-	-	-	2,050				
2,100	0.00	0.00	0.00	-	543.00	-	-	-	-	-	-	-	-	-	-	-	0.00	0.00	0.00	-	0.01	-	-	-	-	-	-	-	-	-	-	2,100				
2,150	0.00	0.00	0.00	-	493.00	-	-	0.00	0.00	0.00	-	479.00	-	-	-	-	0.00	0.00	0.00	-	0.01	-	-	0.00	0.00	0.00	-	0.09	-	-	-	2,150				
2,200	0.00	0.00	0.00	-	443.00	-	-	0.00	0.00	0.00	-	429.00	-	-	-	-	0.00	0.00	0.00	-	0.02	-	-	0.00	0.00	0.00	-	0.26	-	-	-	2,200				
2,250	0.00	0.00	0.00	-	393.00	-	-	0.00	0.00	0.00	-	380.00	-	-	-	-	0.00	0.00	0.00	-	0.01	-	-	0.00	0.00	0.00	-	0.70	-	-	-	2,250				
2,300	0.00	0.00	0.00	-	343.00	-	20	0.00	0.00	0.00	-	331.00	-	-	-	-	0.00	0.00	0.00	-	0.02	-	-	0.00	0.00	0.00	-	1.70	-	-	-	2,300				
2,350	0.00	0.00	0.00	-	293.00	-	40	0.00	0.00	0.00	-	283.00	-	-	-	-	0.00	0.00	0.00	-	0.01	-	81	0.00	0.00	0.00	-	3.70	-	-	-	2,350				
2,400	0.00	0.00	0.00	-	243.00	-	20	0.00	0.00	0.00	-	237.00	-	-	-	-	0.00	0.00	0.00	-	0.03	-	43	0.00	0.00	0.00	-	7.50	-	-	-	2,400				
2,450	0.00	0.00	0.00	-	193.00	-	-	0.00	0.00	0.00	-	193.00	-	-	-	-	0.00	0.00	0.00	-	0.25	-	83	0.00	0.00	0.00	-	14.00	-	-	-	2,450				
2,500	0.00	0.00	0.00	-	144.00	-	-	0.00	0.00	0.00	-	153.00	-	-	-	-	0.00	0.00	0.00	-	1.40	-	58	45.50	56.00	45.50	56.00	56.00	60	-	-	2,500				
2,550	33.00	33.00	33.00	33.00	33.00	3	42	74.00	74.00	74.00	74.00	74.00	1	20	-	-	27.00	33.00	27.00	27.00	27.00	5	20	72.50	72.50	72.50	72.50	72.50	20	20	-	2,550				
2,600	22.25	22.25	15.75	15.75	15.75	60	6	57.00	57.00	45.25	45.25	45.25	41	61	-	-	48.00	22.25	48.00	57.00	57.00	55	130	103.00	104.00	103.00	104.00	104.00	40	20	-	2,600				
2,650	0.00	0.00	0.00	-	30.50	-	89	32.00	32.00	32.00	32.00	32.00	1	22	-	-	0.00	0.00	0.00	-	37.75	-	36	0.00	0.00	0.00	-	83.00	-	22	-	2,650				
2,700	0.00	0.00	0.00	-	13.00	-	49	0.00	0.00	0.00	-	43.50	-	38	-	-	150.00	0.00	150.00	150.00	150.00	10	82	172.00	172.00	172.00	172.00	172.00	20	-	-	2,700				
2,750	0.00	0.00	0.00	-	4.50	-	40	0.00	0.00	0.00	-	29.00	-	-	-	-	0.00	0.00	0.00	-	112.00	-	41	0.00	0.00	0.00	-	149.00	-	40	-	2,750				
2,800	0.00	0.00	0.00	-	1.20	-	27	0.00	0.00	0.00	-	18.50	-	2	-	-	0.00	0.00	0.00	-	158.00	-	-	0.00	0.00	0.00	-	188.00	-	2	-	2,800				
2,850	0.00	0.00	0.00	-	0.28	-	-	0.00	0.00	0.00	-	11.50	-	-	-	-	0.00	0.00	0.00	-	207.00	-	-	0.00	0.00	0.00	-	231.00	-	1	-	2,850				
2,900	0.00	0.00	0.00	-	0.05	-	-	0.00	0.00	0.00	-	6.80	-	-	-	-	0.00	0.00	0.00	-	257.00	-	-	0.00	0.00	0.00	-	276.00	-	-	-	2,900				
2,950	0.00	0.00	0.00	-	0.01	-	-	0.00	0.00	0.00	-	3.90	-	-	-	-	0.00	0.00	0.00	-	307.00	-	-	0.00	0.00	0.00	-	323.00	-	-	-	2,950				
3,000	0.00	0.00	0.00	-	0.25	-	-	0.00	0.00	0.00	-	2.10	-	-	-	-	0.00	0.00	0.00	-	357.00	-	-	0.00	0.00	0.00	-	371.00	-	-	-	3,000				
Totals:						63	333							43	143	0	0							70	574							140	105	0	0	
Number of Trades:						4								5		0								11								7		0		

ALPHA SERVICES HOLD (CR)

(Contract Size: 100 Securities, Exercise Style: American, Physical Delivery)

Call Options																Put Options																				
March 2023								April 2023								Other Months		March 2023								April 2023								Other Months		
Exercise Price	Open price	Price max	Price min	Last price	Closing price	Volume	Open Interest	Open price	Price max	Price min	Last price	Closing price	Volume	Open Interest	Volume	Open Interest	Open price	Price max	Price min	Last price	Closing price	Volume	Open Interest	Open price	Price max	Price min	Last price	Closing price	Volume	Open Interest	Volume	Open Interest	Exercise Price			
0.500	0.000	0.000	0.000		0.780	-	-						-	-			0.000	0.000	0.000		0.001	-	-					-	-			0.005				
0.550	0.000	0.000	0.000		0.730	-	-						-	-			0.000	0.000	0.000		0.003	-	-					-	-			0.006				
0.600	0.000	0.000	0.000		0.680	-	-						-	-			0.000	0.000	0.000		0.001	-	-					-	-			0.006				
0.650	0.000	0.000	0.000		0.630	-	-						-	-			0.000	0.000	0.000		0.001	-	-					-	-			0.007				
0.700	0.000	0.000	0.000		0.580	-	-						-	-			0.000	0.000	0.000		0.001	-	-					-	-			0.007				
0.750	0.000	0.000	0.000		0.530	-	-						-	-			0.000	0.000	0.000		0.001	-	-					-	-			0.008				
0.800	0.000	0.000	0.000		0.480	-	-						-	-			0.000	0.000	0.000		0.002	-	-					-	-			0.008				
0.850	0.000	0.000	0.000		0.430	-	-	0.000	0.000	0.000		0.432	-	-			0.000	0.000	0.000		0.004	-	-	0.000	0.000	0.000		0.001	-	-			0.009			
0.900	0.000	0.000	0.000		0.380	-	-	0.000	0.000	0.000		0.382	-	-			0.000	0.000	0.000		0.001	-	-	0.000	0.000	0.000		0.001	-	-			0.009			
0.950	0.000	0.000	0.000		0.331	-	-	0.000	0.000	0.000		0.333	-	-			0.000	0.000	0.000		0.001	-	-	0.000	0.000	0.000		0.001	-	-			0.010			
1.000	0.000	0.000	0.000		0.281	-	-	0.000	0.000	0.000		0.283	-	-			0.000	0.000	0.000		0.001	-	-	0.000	0.000	0.000		0.001	-	-			0.010			
1.100	0.000	0.000	0.000		0.185	-	-	0.000	0.000	0.000		0.190	-	-			0.000	0.000	0.000		0.005	-	-	0.000	0.000	0.000		0.008	-	-			0.011			
1.200	0.000	0.000	0.000		0.104	-	-	0.000	0.000	0.000		0.111	-	3			0.000	0.000	0.000		0.023	-	-	0.000	0.000	0.000		0.029	-	-			0.012			
1.300	0.000	0.000	0.000		0.048	-	-	0.000	0.000	0.000		0.056	-	-			0.000	0.000	0.000		0.067	-	-	0.000	0.000	0.000		0.073	-	-			0.013			
1.400	0.000	0.000	0.000		0.017	-	-	0.000	0.000	0.000		0.024	-	-			0.000	0.000	0.000		0.137	-	-	0.000	0.000	0.000		0.141	-	-			0.014			
1.500	0.000	0.000	0.000		0.005	-	-	0.000	0.000	0.000		0.009	-	-			0.000	0.000	0.000		0.225	-	-	0.000	0.000	0.000		0.226	-	-			0.015			
1.600	0.000	0.000	0.000		0.001	-	-	0.000	0.000	0.000		0.003	-	-			0.000	0.000	0.000		0.321	-	-	0.000	0.000	0.000		0.321	-	-			0.016			
1.700	0.000	0.000	0.000		0.001	-	-	0.000	0.000	0.000		0.001	-	-			0.000	0.000	0.000		0.420	-	-	0.000	0.000	0.000		0.420	-	-			0.017			
1.800	0.000	0.000	0.000		0.002	-	-	0.000	0.000	0.000		0.001	-	-			0.000	0.000	0.000		0.520	-	-	0.000	0.000	0.000		0.520	-	-			0.018			
1.900	0.000	0.000	0.000		0.001	-	-	0.000	0.000	0.000		0.001	-	-			0.000	0.000	0.000		0.620	-	-	0.000	0.000	0.000		0.620	-	-			0.019			
2.000	0.000	0.000	0.000		0.001	-	-	0.000	0.000	0.000		0.001	-	-			0.000	0.000	0.000		0.720	-	-	0.000	0.000	0.000		0.720	-	-			0.020			
Totals:						0	0						0	3	0	0						0	0					0	0	0	0					
Number of Trades:						0							0		0							0.00			0		0									

NATIONAL BANK (CR)

(Contract Size: 100 Securities, Exercise Style: American, Physical Delivery)

Call Options																Put Options																				
March 2023								April 2023								Other Months		March 2023								April 2023								Other Months		
Exerise Price	Open price	Price max	Price min	Last price	Closing price	Volume	Open Interest	Open price	Price max	Price min	Last price	Closing price	Volume	Open Interest	Volume	Open Interest	Open price	Price max	Price min	Last price	Closing price	Volume	Open Interest	Open price	Price max	Price min	Last price	Closing price	Volume	Open Interest	Volume	Open Interest	Exerise Price			
1.900	0.000	0.000	0.000		2.95	-	-						-	-			0.000	0.000	0.000		0.002	-	-					-	-			0.019				
2.000	0.000	0.000	0.000		2.85	-	-						-	-			0.000	0.000	0.000		0.001	-	-					-	-			0.020				
2.200	0.000	0.000	0.000		2.65	-	-						-	-			0.000	0.000	0.000		0.001	-	-					-	-			0.022				
2.400	0.000	0.000	0.000		2.45	-	-						-	-			0.000	0.000	0.000		0.001	-	-					-	-			0.024				
2.600	0.000	0.000	0.000		2.25	-	-						-	-			0.000	0.000	0.000		0.001	-	-					-	-			0.026				
2.800	0.000	0.000	0.000		2.05	-	-						-	-			0.000	0.000	0.000		0.001	-	-					-	-			0.028				
3.000	0.000	0.000	0.000		1.85	-	-	0.000	0.000	0.000		1.86	-	-			0.000	0.000	0.000		0.001	-	-	0.000	0.000	0.000		0.001	-	-			0.030			
3.200	0.000	0.000	0.000		1.65	-	-	0.000	0.000	0.000		1.66	-	-			0.000	0.000	0.000		0.001	-	-	0.000	0.000	0.000		0.001	-	-			0.032			
3.400	0.000	0.000	0.000		1.45	-	-	0.000	0.000	0.000		1.46	-	-			0.000	0.000	0.000		0.001	-	-	0.000	0.000	0.000		0.001	-	-			0.034			
3.600	0.000	0.000	0.000		1.25	-	-	0.000	0.000	0.000		1.26	-	-			0.000	0.000	0.000		0.002	-	-	0.000	0.000	0.000		0.001	-	-			0.036			
3.800	0.000	0.000	0.000		1.05	-	-	0.000	0.000	0.000		1.06	-	-			0.000	0.000	0.000		0.001	-	-	0.000	0.000	0.000		0.003	-	-			0.038			
4.000	0.000	0.000	0.000		0.852	-	-	0.000	0.000	0.000		0.870	-	-			0.000	0.000	0.000		0.001	-	555	0.000	0.000	0.000		0.010	-	-			0.040			
4.400	0.000	0.000	0.000		0.459	-	10	0.000	0.000	0.000		0.519	-	-			0.000	0.000	0.000		0.007	-	-	0.000	0.000	0.000		0.059	-	-			0.044			
4.800	0.000	0.000	0.000		0.149	-	-	0.000	0.000	0.000		0.258	-	-			0.000	0.000	0.000		0.096	-	-	0.000	0.000	0.000		0.197	-	-			0.048			
5.200	0.000	0.000	0.000		0.021	-	-	0.000	0.000	0.000		0.103	-	-			0.000	0.000	0.000		0.369	-	-	0.000	0.000	0.000		0.442	-	-			0.052			
5.600	0.000	0.000	0.000		0.001	-	-	0.000	0.000	0.000		0.034	-	-			0.000	0.000	0.000		0.750	-	-	0.000	0.000	0.000		0.775	-	-			0.056			
6.000	0.000	0.000	0.000		0.001	-	-	0.000	0.000	0.000		0.009	-	-			0.000	0.000	0.000		1.15	-	-	0.000	0.000	0.000		1.15	-	-			0.060			
6.400	0.000	0.000	0.000		0.001	-	-	0.000	0.000	0.000		0.002	-	-			0.000	0.000	0.000		1.55	-	-	0.000	0.000	0.000		1.55	-	-			0.064			
6.800	0.000	0.000	0.000		0.001	-	-	0.000	0.000	0.000		0.002	-	-			0.000	0.000	0.000		1.95	-	-	0.000	0.000	0.000		1.95	-	-			0.068			
7.200	0.000	0.000	0.000		0.001	-	-	0.000	0.000	0.000		0.001	-	-			0.000	0.000	0.000		2.35	-	-	0.000	0.000	0.000		2.35	-	-			0.072			
7.600	0.000	0.000	0.000		0.001	-	-	0.000	0.000	0.000		0.001	-	-			0.000	0.000	0.000		2.75	-	-	0.000	0.000	0.000		2.75	-	-			0.076			
Totals:						0	10						0	0	0	0						0	555					0	0	0	270					
Number of Trades:							0						0		0							0.00					0		0							

OPAP (CR)

(Contract Size: 100 Securities, Exercise Style: American, Physical Delivery)

Call Options															Put Options																			
March 2023								April 2023							Other Months		March 2023								April 2023							Other Months		
Exercise Price	Open price	Price max	Price min	Last price	Closing price	Volume	Open Interest	Open price	Price max	Price min	Last price	Closing price	Volume	Open Interest	Volume	Open Interest	Open price	Price max	Price min	Last price	Closing price	Volume	Open Interest	Open price	Price max	Price min	Last price	Closing price	Volume	Open Interest	Volume	Open Interest	Exercise Price	
8.800	0.000	0.000	0.000		5.71	-	-						-	-			0.000	0.000	0.000		0.001	-	-					-	-			0.088		
9.200	0.000	0.000	0.000		5.31	-	-	0.000	0.000	0.000		5.33	-	-			0.000	0.000	0.000		0.001	-	-	0.000	0.000	0.000		0.001	-	-			0.092	
9.600	0.000	0.000	0.000		4.91	-	-	0.000	0.000	0.000		4.93	-	-			0.000	0.000	0.000		0.001	-	-	0.000	0.000	0.000		0.001	-	-			0.096	
10.000	0.000	0.000	0.000		4.51	-	-	0.000	0.000	0.000		4.53	-	-			0.000	0.000	0.000		0.001	-	-	0.000	0.000	0.000		0.001	-	-			0.100	
11.000	0.000	0.000	0.000		3.51	-	-	0.000	0.000	0.000		3.54	-	-			0.000	0.000	0.000		0.001	-	-	0.000	0.000	0.000		0.001	-	-			0.110	
12.000	0.000	0.000	0.000		2.52	-	-	0.000	0.000	0.000		2.54	-	-			0.000	0.000	0.000		0.002	-	-	0.000	0.000	0.000		0.004	-	-			0.120	
13.000	0.000	0.000	0.000		1.52	-	-	0.000	0.000	0.000		1.59	-	-			0.000	0.000	0.000		0.001	-	-	0.000	0.000	0.000		0.050	-	-			0.130	
14.000	0.000	0.000	0.000		0.580	-	-	0.000	0.000	0.000		0.801	-	-			0.000	0.000	0.000		0.064	-	-	0.000	0.000	0.000		0.259	-	-			0.140	
15.000	0.000	0.000	0.000		0.078	-	-	0.000	0.000	0.000		0.303	-	-			0.000	0.000	0.000		0.562	-	1	0.000	0.000	0.000		0.762	-	-			0.150	
16.000	0.000	0.000	0.000		0.002	-	3	0.000	0.000	0.000		0.082	-	-			0.000	0.000	0.000		1.49	-	-	0.000	0.000	0.000		1.55	-	-			0.160	
17.000	0.000	0.000	0.000		0.001	-	-	0.000	0.000	0.000		0.017	-	-			0.000	0.000	0.000		2.49	-	-	0.000	0.000	0.000		2.49	-	-			0.170	
18.000	0.000	0.000	0.000		0.001	-	-	0.000	0.000	0.000		0.002	-	-			0.000	0.000	0.000		3.49	-	-	0.000	0.000	0.000		3.49	-	-			0.180	
19.000	0.000	0.000	0.000		0.001	-	-	0.000	0.000	0.000		0.001	-	-			0.000	0.000	0.000		4.49	-	-	0.000	0.000	0.000		4.49	-	-			0.190	
20.000	0.000	0.000	0.000		0.001	-	-	0.000	0.000	0.000		0.001	-	-			0.000	0.000	0.000		5.49	-	-	0.000	0.000	0.000		5.49	-	-			0.200	
Totals:						0	3							0	0	0	0	0						1	0						0	0	0	0
Number of Trades:						0								0		0		0.00						0						0				



OTE (CR)

(Contract Size: 100 Securities, Exercise Style: American, Physical Delivery)

Call Options															Put Options																		
March 2023							April 2023							Other Months		March 2023							April 2023							Other Months			
Exerise Price	Open price	Price max	Price min	Last price	Closing price	Volume	Open Interest	Open price	Price max	Price min	Last price	Closing price	Volume	Open Interest	Volume	Open Interest	Open price	Price max	Price min	Last price	Closing price	Volume	Open Interest	Open price	Price max	Price min	Last price	Closing price	Volume	Open Interest	Volume	Open Interest	Exerise Price
9.600	0.000	0.000	0.000		4.08	-	-	0.000	0.000	0.000		4.10	-	-			0.000	0.000	0.000		0.001	-	-	0.000	0.000	0.000		0.001	-	-			0.096
10.000	0.000	0.000	0.000		3.68	-	-	0.000	0.000	0.000		3.70	-	-			0.000	0.000	0.000		0.001	-	-	0.000	0.000	0.000		0.001	-	-			0.100
11.000	0.000	0.000	0.000		2.68	-	-	0.000	0.000	0.000		2.71	-	-			0.000	0.000	0.000		0.001	-	-	0.000	0.000	0.000		0.001	-	-			0.110
12.000	0.000	0.000	0.000		1.69	-	-	0.000	0.000	0.000		1.73	-	-			0.000	0.000	0.000		0.001	-	-	0.000	0.000	0.000		0.026	-	-			0.120
13.000	0.000	0.000	0.000		0.722	-	-	0.000	0.000	0.000		0.888	-	-			0.000	0.000	0.000		0.036	-	-	0.212	0.212	0.212	0.212	0.212	1	0			0.130
14.000	0.000	0.000	0.000		0.121	-	-	0.000	0.000	0.000		0.332	-	-			0.000	0.000	0.000		0.435	-	-	0.000	0.000	0.000		0.622	-	-			0.140
15.000	0.000	0.000	0.000		0.005	-	5	0.000	0.000	0.000		0.087	-	4			0.000	0.000	0.000		1.32	-	1	0.000	0.000	0.000		1.38	-	-			0.150
16.000	0.000	0.000	0.000		0.001	-	11	0.000	0.000	0.000		0.016	-	-			0.000	0.000	0.000		2.32	-	-	0.000	0.000	0.000		2.32	-	-			0.160
17.000	0.000	0.000	0.000		0.001	-	-	0.000	0.000	0.000		0.002	-	-			0.000	0.000	0.000		3.32	-	-	0.000	0.000	0.000		3.32	-	-			0.170
18.000	0.000	0.000	0.000		0.002	-	-	0.000	0.000	0.000		0.001	-	-			0.000	0.000	0.000		4.32	-	-	0.000	0.000	0.000		4.32	-	-			0.180
19.000	0.000	0.000	0.000		0.001	-	-	0.000	0.000	0.000		0.001	-	-			0.000	0.000	0.000		5.32	-	-	0.000	0.000	0.000		5.32	-	-			0.190
20.000	0.000	0.000	0.000		0.001	-	-	0.000	0.000	0.000		0.001	-	-			0.000	0.000	0.000		6.32	-	-	0.000	0.000	0.000		6.32	-	-			0.200
22.000	0.000	0.000	0.000		0.001	-	-						-	-			0.000	0.000	0.000		8.32	-	-				-	-			0.220		
24.000	0.000	0.000	0.000		0.001	-	-						-	-			0.000	0.000	0.000		10.32	-	-				-	-			0.240		
26.000	0.000	0.000	0.000		0.001	-	-						-	-			0.000	0.000	0.000		12.32	-	-				-	-			0.260		
Totals:						0	16						0	4	0	0						0	1					1	60	0	0		
Number of Trades:						0							0		0							0.00						1		0			

PIRAEUS FINANCIAL HOLD (CR)

(Contract Size: 100 Securities, Exercise Style: American, Physical Delivery)

Call Options																Put Options																		
March 2023																April 2023																Other Months		
Exerise Price	Open price	Price max	Price min	Last price	Closing price	Volume	Open Interest	Open price	Price max	Price min	Last price	Closing price	Volume	Open Interest	Volume	Open Interest	Open price	Price max	Price min	Last price	Closing price	Volume	Open Interest	Open price	Price max	Price min	Last price	Closing price	Volume	Open Interest	Volume	Open Interest	Exerise Price	
0.500	0.000	0.000	0.000		1.58	-	-						-	-			0.000	0.000	0.000		0.001	-	-				-	-					0.005	
0.550	0.000	0.000	0.000		1.53	-	-						-	-			0.000	0.000	0.000		0.001	-	-				-	-					0.006	
0.600	0.000	0.000	0.000		1.48	-	-						-	-			0.000	0.000	0.000		0.001	-	-				-	-					0.006	
0.650	0.000	0.000	0.000		1.43	-	-						-	-			0.000	0.000	0.000		0.001	-	-				-	-					0.007	
0.700	0.000	0.000	0.000		1.38	-	-						-	-			0.000	0.000	0.000		0.001	-	-				-	-					0.007	
0.750	0.000	0.000	0.000		1.33	-	-						-	-			0.000	0.000	0.000		0.001	-	-				-	-					0.008	
0.800	0.000	0.000	0.000		1.28	-	-						-	-			0.000	0.000	0.000		0.001	-	-				-	-					0.008	
0.850	0.000	0.000	0.000		1.23	-	-						-	-			0.000	0.000	0.000		0.001	-	-				-	-					0.009	
0.900	0.000	0.000	0.000		1.18	-	-						-	-			0.000	0.000	0.000		0.001	-	-				-	-					0.009	
0.950	0.000	0.000	0.000		1.13	-	-						-	-			0.000	0.000	0.000		0.001	-	-				-	-					0.010	
1.000	0.000	0.000	0.000		1.08	-	-						-	-			0.000	0.000	0.000		0.001	-	-				-	-					0.010	
1.100	0.000	0.000	0.000		0.980	-	-						-	-			0.000	0.000	0.000		0.001	-	-				-	-					0.011	
1.200	0.000	0.000	0.000		0.881	-	-	0.000	0.000	0.000		0.883	-	-			0.000	0.000	0.000		0.001	-	-	0.000	0.000	0.000		0.001	-	-				0.012
1.300	0.000	0.000	0.000		0.781	-	-	0.000	0.000	0.000		0.783	-	-			0.000	0.000	0.000		0.001	-	-	0.000	0.000	0.000		0.001	-	-				0.013
1.400	0.000	0.000	0.000		0.681	-	-	0.000	0.000	0.000		0.683	-	-			0.000	0.000	0.000		0.001	-	-	0.000	0.000	0.000		0.002	-	-				0.014
1.500	0.000	0.000	0.000		0.581	-	-	0.000	0.000	0.000		0.584	-	-			0.000	0.000	0.000		0.001	-	-	0.000	0.000	0.000		0.001	-	-				0.015
1.600	0.000	0.000	0.000		0.481	-	-	0.000	0.000	0.000		0.486	-	-			0.000	0.000	0.000		0.001	-	-	0.000	0.000	0.000		0.003	-	-				0.016
1.700	0.000	0.000	0.000		0.381	-	10	0.000	0.000	0.000		0.392	-	-			0.000	0.000	0.000		0.001	-	-	0.000	0.000	0.000		0.008	-	-				0.017
1.800	0.000	0.000	0.000		0.283	-	-	0.000	0.000	0.000		0.304	-	-			0.000	0.000	0.000		0.003	-	-	0.000	0.000	0.000		0.020	-	-				0.018
1.900	0.000	0.000	0.000		0.192	-	-	0.000	0.000	0.000		0.226	-	-			0.000	0.000	0.000		0.011	-	-	0.000	0.000	0.000		0.041	-	-				0.019
2.000	0.000	0.000	0.000		0.116	-	10	0.000	0.000	0.000		0.159	-	300			0.000	0.000	0.000		0.035	-	-	0.000	0.000	0.000		0.074	-	-				0.020
2.200	0.000	0.000	0.000		0.027	-	-	0.000	0.000	0.000		0.070	-	10			0.000	0.000	0.000		0.146	-	-	0.000	0.000	0.000		0.185	-	-				0.022
2.400	0.000	0.000	0.000		0.003	-	-	0.000	0.000	0.000		0.025	-	10			0.000	0.000	0.000		0.323	-	-	0.000	0.000	0.000		0.341	-	-				0.024
2.600	0.000	0.000	0.000		0.001	-	-	0.000	0.000	0.000		0.007	-	-			0.000	0.000	0.000		0.520	-	-	0.000	0.000	0.000		0.524	-	-				0.026
2.800	0.000	0.000	0.000		0.001	-	-	0.000	0.000	0.000		0.002	-	-			0.000	0.000	0.000		0.720	-	-	0.000	0.000	0.000		0.720	-	-				0.028
3.000	0.000	0.000	0.000		0.001	-	-	0.000	0.000	0.000		0.001	-	-			0.000	0.000	0.000		0.920	-	-	0.000	0.000	0.000		0.920	-	-				0.030
3.200	0.000	0.000	0.000		0.001	-	-	0.000	0.000	0.000		0.001	-	-			0.000	0.000	0.000		1.12	-	-	0.000	0.000	0.000		1.12	-	-				0.032
3.400	0.000	0.000	0.000		0.001	-	-	0.000	0.000	0.000		0.001	-	-			0.000	0.000	0.000		1.32	-	-	0.000	0.000	0.000		1.32	-	-				0.034
Totals:						0	20							0	320	0	0							0	0							0	0	
Number of Trades:						0								0		0							0.00								0		0	

PPC (CR)

(Contract Size: 100 Securities, Exercise Style: American, Physical Delivery)

Call Options															Put Options																			
March 2023								April 2023							Other Months		March 2023								April 2023							Other Months		
Exerise Price	Open price	Price max	Price min	Last price	Closing price	Volume	Open Interest	Open price	Price max	Price min	Last price	Closing price	Volume	Open Interest	Volume	Open Interest	Open price	Price max	Price min	Last price	Closing price	Volume	Open Interest	Open price	Price max	Price min	Last price	Closing price	Volume	Open Interest	Volume	Open Interest	Exerise Price	
3.400	0.000	0.000	0.000		4.77	-	-						-	-			0.000	0.000	0.000		0.001	-	-					-	-			0.034		
3.600	0.000	0.000	0.000		4.57	-	-						-	-			0.000	0.000	0.000		0.001	-	-					-	-			0.036		
3.800	0.000	0.000	0.000		4.37	-	-						-	-			0.000	0.000	0.000		0.001	-	-					-	-			0.038		
4.000	0.000	0.000	0.000		4.17	-	-						-	-			0.000	0.000	0.000		0.001	-	-					-	-			0.040		
4.400	0.000	0.000	0.000		3.77	-	-						-	-			0.000	0.000	0.000		0.001	-	-					-	-			0.044		
4.800	0.000	0.000	0.000		3.37	-	-	0.000	0.000	0.000		3.38	-	-			0.000	0.000	0.000		0.002	-	-	0.000	0.000	0.000		0.001	-	-			0.048	
5.200	0.000	0.000	0.000		2.97	-	-	0.000	0.000	0.000		2.98	-	-			0.000	0.000	0.000		0.001	-	-	0.000	0.000	0.000		0.001	-	-			0.052	
5.600	0.000	0.000	0.000		2.57	-	-	0.000	0.000	0.000		2.58	-	-			0.000	0.000	0.000		0.001	-	-	0.000	0.000	0.000		0.001	-	-			0.056	
6.000	0.000	0.000	0.000		2.17	-	-	0.000	0.000	0.000		2.19	-	-			0.000	0.000	0.000		0.001	-	-	0.000	0.000	0.000		0.002	-	-			0.060	
6.400	0.000	0.000	0.000		1.77	-	36	0.000	0.000	0.000		1.79	-	-			0.000	0.000	0.000		0.003	-	-	0.000	0.000	0.000		0.010	-	-			0.064	
6.800	0.000	0.000	0.000		1.37	-	122	0.000	0.000	0.000		1.42	-	-			0.000	0.000	0.000		0.006	-	-	0.000	0.000	0.000		0.031	-	-			0.068	
7.200	0.000	0.000	0.000		0.975	-	62	0.000	0.000	0.000		1.07	-	110			0.000	0.000	0.000		0.001	-	10	0.000	0.000	0.000		0.083	-	-			0.072	
7.600	0.000	0.000	0.000		0.592	-	225	0.000	0.000	0.000		0.762	-	27			0.000	0.000	0.000		0.019	-	-	0.000	0.000	0.000		0.175	-	-			0.076	
8.000	0.232	0.238	0.232	0.238	0.238	26	108	0.000	0.000	0.000		0.517	-	78			0.000	0.000	0.000		0.104	-	6	0.000	0.000	0.000		0.329	-	-			0.080	
8.400	0.000	0.000	0.000		0.090	-	10	0.000	0.000	0.000		0.328	-	18			0.000	0.000	0.000		0.317	-	-	0.000	0.000	0.000		0.540	-	-			0.084	
8.800	0.000	0.000	0.000		0.019	-	6	0.000	0.000	0.000		0.194	-	4			0.000	0.000	0.000		0.646	-	-	0.000	0.000	0.000		0.807	-	-			0.088	
9.200	0.000	0.000	0.000		0.003	-	-	0.000	0.000	0.000		0.111	-	-			0.000	0.000	0.000		1.03	-	-	0.000	0.000	0.000		1.12	-	-			0.092	
9.600	0.000	0.000	0.000		0.001	-	-	0.000	0.000	0.000		0.060	-	-			0.000	0.000	0.000		1.43	-	-	0.000	0.000	0.000		1.47	-	-			0.096	
10.000	0.000	0.000	0.000		0.001	-	-	0.000	0.000	0.000		0.030	-	-			0.000	0.000	0.000		1.83	-	-	0.000	0.000	0.000		1.85	-	-			0.100	
11.000	0.000	0.000	0.000		0.001	-	-	0.000	0.000	0.000		0.004	-	-			0.000	0.000	0.000		2.83	-	-	0.000	0.000	0.000		2.83	-	-			0.110	
Totals:						26	569						0	237	0	0						26	16					0	11	0	0			
Number of Trades:							3						0		0							0.00					0		0					

Lending Products	Underlying Title	Multilateral Transactions[1]					Bilateral Transactions[2]		Stock Borrowing through OTC (volume)[3]
		Open Interest[5]	Volume(Offered)	Average Weighted	Transactions volume	Average Weighted	Transactions Volume	Average Weighted	Transactions Volume
ADMIEBOR	ADMIE (IPTO) HOLDING S.A. (CR)	---	---	---	1,000	5.43%	---	---	305,361
AEGNBOR	AEGEAN AIRLINES (CR)	29,084	---	---	3,750	4.25%	---	---	38,150
ALPHABOR	ALPHA SERVICES HOLD (CR)	95,500	---	---	231,216	5.46%	---	---	60,893,740
ALMYBOR	ALUMIL (CR)	---	---	---	---	---	---	---	---
OTOELBOR	AUTOHELLAS SA (CR)	12,110	---	---	450	4.25%	---	---	59,978
AVAXBOR	AVAX S.A. (CR)	---	---	---	---	---	---	---	---
EEEBOR	CC HBC AG (CR)	7,740	---	---	2,000	4.52%	5,600	4.50%	39,508
CENERBOR	CENERGY HOLDINGS (CB)	---	---	---	---	---	---	---	---
ELLAKTORBOR	ELLAKTOR (CR)	73,161	---	---	2,140	12.75%	---	---	10,379
ELHABOR	ELVALHALCOR (CR)	59,442	---	---	3,200	4.25%	---	---	64,887
EUROBBOR	EUROBANK HOLDINGS (CR)	245,568	---	---	---	---	---	---	35,882,763
EYDAPBOR	EYDAP S.A. (CR)	19,634	---	---	---	---	4,000	6.50%	200,301
FFGRPBOR	FOLLI FOLLIE (CR)	---	---	---	---	---	---	---	887,119
FOYRKBOR	FOURLIS (CR)	---	---	---	---	---	---	---	25,636
GEKTERNABOR	GEK TERNA (CR)	---	---	---	---	---	---	---	24,096
SARBOR	GR. SARANTIS S.A. (CR)	564	---	---	---	---	---	---	54,700
EXAEBOR	HELLENIC EXCHANGES-A.S.E. (CR)	17,700	---	---	500	4.25%	---	---	173,601
ELPEBOR	HELLENIQ ENERGY (CR)	3,500	---	---	---	---	---	---	171,855
INTRKBOR	INTRACOM HOLDINGS (CR)	---	---	---	---	---	---	---	---
INKATBOR	INTRAKAT (CR)	---	---	---	---	---	---	---	---
BELABOR	JUMBO SA (CR)	70,200	---	---	26,800	4.25%	---	---	320,468
LAMDABOR	LAMDA DEVELOPMENT SA (CR)	---	---	---	---	---	---	---	531,417
MIGBOR	MARFIN INVESTMENT GROUP (CR)	46,366	---	---	---	---	---	---	1,204,474
MOHBOR	MOTOR OIL (CR)	109,008	---	---	3,250	4.25%	---	---	2,459,821
MYTILBOR	MYTILINEOS (CR)	42,310	---	---	---	---	---	---	158,755
ETEBOR	NATIONAL BANK (CR)	107,747	---	---	1,326	7.53%	19,000	10.00%	12,338,836
OPAPBOR	OPAP (CR)	31,108	---	---	10,600	4.25%	---	---	1,446,738
HTOBOR	OTE (CR)	1,610	---	---	---	---	---	---	920,509
PPABOR	P.P.A. S.A. (CR)	3,900	---	---	250	4.25%	---	---	65,287
TPEIRBOR	PIRAEUS FINANCIAL HOLD (CR)	45,166	---	---	---	---	---	---	780,882
PPCBOR	PPC (CR)	2,350	---	---	---	---	---	---	2,122,578

Stock Lending Notes

- [1] - Multilateral contracts Lending or Borrowing as per Methods 8-1, 8-2 and 8-3-3 (According to ATHEX BoD Resolution No.17)
- [2] - Billateral Contracts Lending or Borrowing as per Methods 8-3-1 and 8-3-2 (According to ATHEX BoD Resolution No.20 )
- [3] - The information concerning OTC Stock Borrowing Transactions is based on the statements of the Dematerialised Securities System (DSS) operators involved and refers to volumes that have been registered up until the previous working day.
- [4] - Average Price (Volume weighted)
- [5] - The Data concerning Open Interest before the start of trading session

Lending Products	Underlying Title	Multilateral Transactions[1]					Bilateral Transactions[2]		Stock Borrowing through OTC (volume)[3]
		Open Interest[5]	Volume(Offered)	Average Weighted	Transactions volume	Average Weighted	Transactions Volume	Average Weighted	Transactions Volume
QUALBOR	QUALITY & RELIABILITY SA (CR)	---	---	---	---	---	---	---	---
QUESTBOR	QUEST HOLDINGS (CR)	14,736	---	---	2,000	4.25%	---	---	79,088
TENERGYBOR	TERNA ENERGY (CR)	---	---	---	151	5.23%	---	---	201,299
TITCBOR	TITAN CEMENT (CB)	1,248	---	---	---	---	---	---	376,217
VIOBOR	VIOHALCO SA/NV (CB)	33,777	---	---	1,000	4.25%	---	---	---

Stock Lending Notes

[1] - Multilateral contracts Lending or Borrowing as per Methods 8-1, 8-2 and 8-3-3 (According to ATHEX BoD Resolution No.17)

[2] - Bilateral Contracts Lending or Borrowing as per Methods 8-3-1 and 8-3-2 (According to ATHEX BoD Resolution No.20 )

[3] - The information concerning OTC Stock Borrowing Transactions is based on the statements of the Dematerialised Securities System (DSS) operators involved and refers to volumes that have been registered up until the previous working day.

[4] - Average Price (Volume weighted)

[5] - The Data concerning Open Interest before the start of trading session

## Sectors codification for listed companies

12003 -	ETF	10101010	Computer Services
10101015	Software	10102030	Computer Hardware
15101010	Telecommunications Equipment	15102015	Telecommunications Services
20101010	Health Care Facilities	20101025	Health Care Services
20102010	Medical Equipment	20103015	Pharmaceuticals
30101010	Banks	30202000	Diversified Financial Services
30202010	Asset Managers & Custodians	30202015	Investment Services
30204000	Closed End Investments	30302010	Full Line Insurance
30302015	Insurance Brokers	30302025	Property and Casualty Insurance
35101010	Real Estate Holding and Development	35101015	Real Estate Services
35102000	Diversified REITs	35102030	Office REITs
40201040	Rental & Leasing Services: Consumer	40202010	Home Construction
40202015	Household Furnishings	40202020	Household Appliance
40203040	Electronic Entertainment	40203045	Toys
40204020	Clothing & Accessories	40301010	Entertainment
40301030	Publishing	40301035	Radio & TV Broadcasters
40401010	Diversified Retailers	40401020	Apparel Retailers
40401025	Home Improvement Retailers	40401030	Specialty Retailers
40501010	Airlines	40501015	Travel & Tourism
40501020	Casinos & Gambling	40501025	Hotels & Motels
45101015	Distillers & Vintners	45101020	Soft Drinks
45102010	Farming Fishing Ranching & Plantations	45102020	Food Products
45103010	Tobacco	45201010	Food Retailers & Wholesalers
45201020	Personal Products	50101010	Construction
50101020	Building Roof/Wallboard and Plumbing	50101030	Cement
50101035	Building Materials: Other	50202010	Electrical Components
50203000	Diversified Industrials	50203015	Plastics
50203030	Containers & Packaging	50204000	Machinery: Industrial
50204020	Machinery: Construction & Handling	50205010	Industrial Suppliers
50205020	Back Office Support HR & Consulting	50205030	Forms & Bulk Printing Services
50206015	Commercial Vehicles & Parts	50206030	Marine Transportation
50206060	Transportation Services	55101000	Diversified Materials
55101020	Textile Products	55102000	General Mining
55102010	Iron & Steel	55102015	Metal Fabricating
55102035	Aluminum	60101020	Oil Refining and Marketing
65101010	Alternative Electricity	65101015	Conventional Electricity
65102030	Water		



**ATHEX**  
*Athens Stock Exchange*

Λεωφ. Αθηνών 110 104 42 Αθήνα  
110, Athinon Ave. GR 104 42 Athens  
tel. (+30)210-33.66.800, fax (+30)210-33.66.101  
[www.athexgroup.gr](http://www.athexgroup.gr)