

23

Ημερήσιο Δελτίο
Συναλλακτικής Δραστηριότητας

Daily Official List
of Trading Activity

Thursday, 13 April, 2023
Year: 144 Trading Day No: 70



ATHEXGROUP
Athens Exchange Group

Disclaimer:

Hellenic Exchanges-Athens Stock Exchange S.A. endeavours to ensure that the data and other material ("Information") presented on the Daily Official List are accurate and complete, but it is not liable for any errors or omissions of data or /and for the accuracy, credibility, updating and completeness of the aforesaid information nor it has any liability arising directly or indirectly from the use of the above Information.

The Company is not liable for the accuracy of the data included in listed companies' announcements. Only the sender of such an announcement is fully and solely liable for any infringement of third party's rights from the content of such announcement. All contents of the Daily Official List are provided only for information purposes and do not constitute investment advice or solicitation to invest in securities or other products listed for trading on the Exchange.

You acknowledge and agree that the Company is the owner of any property rights related to any Information appearing on the Daily Official List including intellectual property rights copyright, trademarks, etc.

The above data are a property of the Hellenic Exchanges-Athens Exchange and are copyright protected. Users are forbidden to reproduce, modify, copy, sale, transmit or redistribute, by all reproduction means and methods, part or the whole of the above data, without reference to their source.

The commercial exploitation of these data is, also, forbidden by third parties. Hellenic Exchanges-Athens Exchange does not carry any responsibility, direct or indirect, derived from usage or accidental alteration of the above data when used by third parties.

Hellenic Exchanges – Athens Stock Exchange S.A.

110 Athinon Ave., 10442 Athens, Tel: (210) 33.66.800, Fax: (210) 32.13.938

www.athexgroup.gr

Thessalonica Stock Exchange Center (T.S.E.C)

16-18 Katouni Str., Thessalonica 546 25 Tel: (2310) 567.667, Fax: (2310) 530.545

Athex Members Guarantee Fund

14-16 Fidiou Str., Athens 106 78, Tel: (210) 33.04.682, Fax: (210) 33.04.155

Hellenic Republic Capital Market Commission

1 Kolokotroni Str. & 1 Stadiou Str., Athens 10562 Tel: (210) 33.77.100 Fax: (210) 33.77.173

Table of Contents

Section 1: Statistical Figures of Securities, Derivatives and Lending

Summary of Markets

Athex Indices

Analytic Figures for Athex Market's Boards and Categories

Trading Details by Athex Sectors and Financial Instruments (ETFs)

Top 10 best & worst performing Shares

Derivatives Summary

Section 2: Analytic Figures of Shares Transactions

Analytic Figures of Shares Transactions

Shares' Notes

Section 3: Figures of Securities Transactions

Securities Blocks Details

Shares Rights Details

Stock Borrowing

Forced Sales Details

Forced Sales Registered Shares

Exchange Traded Funds (ETFs) Characteristics

Section 5: Bonds traded in Fixed Income Assets Market

Convertible Corporate Bonds - Regulated Market

Non Convertible Corporate Bonds - Regulated Market

Government Bonds

Treasury Bills & Zero Coupon Government Bonds

Government Bonds Traded with the Open Outcry Method

State Banks Bonds

Section 6: Additional Infos

Athex & ATHEXClear Members List

List of Stocks under Market Making operations

Section 7: Derivatives Market Analytic Figures

Index Futures

Stock Futures

Index Options

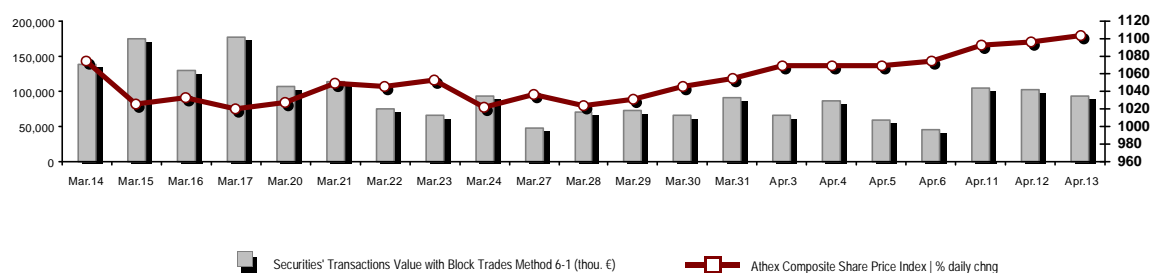
Stock Options

Stock Lending Analytic Figures

Appendix A: Sectors codification for listed companies

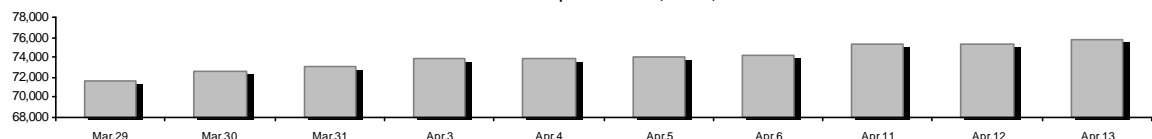
Summary of Markets

Athex Composite Share Price Index vs Shares and Derivatives Transactions Value

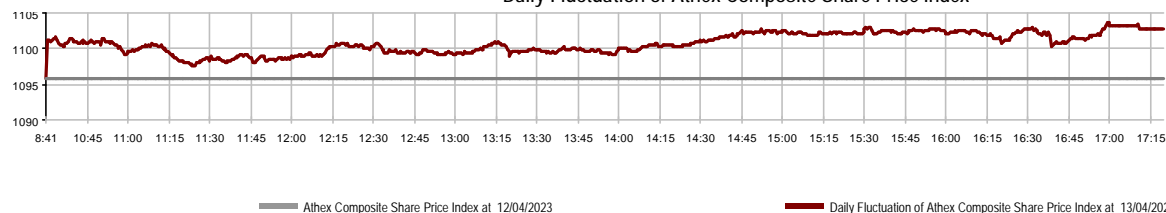


Athex Capitalisation (mill. €) **:	75,708.18		Derivatives Total Open Interest	386,493	
Daily change: mill. € %	392.69	0.52%	in Index Futures % daily chng	6,867	0.41%
Yearly Avg Capitalisation: mill. € % chng prev year Avg	72,041.35	14.24%	in Stock Futures % daily chng	376,788	0.89%
Athex Composite Share Price Index % daily chng	1,102.79	0.63%	in Index Options % daily chng	1,632	-0.06%
Athex Composite Share Price Index Capitalisation (mill. €)	68,285.65		in Stock Options % daily chng	1,206	0.00%
Daily change (mill. €)	373.63				
Securities' Transactions Value with Block Trades Method 6-1 (t	94,263.35		Derivatives Contracts Volume:	16,863	
Daily change: %	-7,790.30	-7.63%	Daily change: pieces %	-3,365	-16.64%
YtD Avg Trans. Value: thou. € % chng prev year Avg	107,827.59	49.24%	YtD Avg Derivatives Contracts % chng prev year Avg	50,232	46.23%
Blocks Transactions Value of Method 6-1 (thou. €)	10,500.52		Derivatives Trades Number:	1,158	
Blocks Transactions Value of Method 6-2 & 6-3 (thou. €)	0.00		Daily change: number %	-282	-19.58%
Bonds Transactions Value (thou.€)	377.15		YtD Avg Trades number % chng prev year Avg	2,552	24.23%
Securities' Transactions Volume with Block Trades Method 6-1 (tho	29,575.25		Lending Total Open Interest	522,165	
Daily change: thou. pieces %	4,656.98	18.69%	Daily change: pieces %	3,550	0.68%
YtD Avg Volume: % chng prev year Avg	42,749.76	50.79%	Lending Volume (Multilateral/Bilateral)	11,310	
Blocks Transactions Volume of Method 6-1 (thou. Pieces)	3,773.37		Daily change: pieces %	4,460	
Blocks Transactions Volume of Method 6-2 & 6-3 (thou. Pieces)	0.00		Multilateral Lending	7,310	
Bonds Transactions Volume	403,000		Bilateral Lending	4,000	
Securities' Trades Number with Block Trades Method 6-1	27,755		Lending Trades Number:	32	
Daily change: number %	-8,737	-23.94%	Daily change: %	23	
YtD Avg Trades number % chng prev year Avg	37,755	28.34%	Multilateral Lending Trades Number	29	
Number of Blocks Method 6-1	8		Bilateral Lending Trades Number	3	
Number of Blocks Method 6-2 & 6-3	0				
Number of Bonds Transactions	89				

Athex Capitalisation (mill. €) **



Daily Fluctuation of Athex Composite Share Price Index



Athex Indices

Index name	13/04/2023	12/04/2023	pts.	%	Min	Max	Year min	Year max	Year change
Athex Composite Share Price Index	1,102.79 #	1,095.91	6.88	0.63%	1,095.91	1,103.65	929.79	1,140.96	18.61% #
Athex ESG Index	1,252.24 #	1,245.27	6.97	0.56%	1,245.27	1,253.81	1,057.52	1,311.72	18.40% #
FTSE/Athex Large Cap	2,665.67 #	2,650.26	15.41	0.58%	2,650.26	2,669.84	2,250.77	2,795.71	18.39% #
FTSE/Athex Mid Cap Index	1,627.46 #	1,611.45	16.01	0.99%	1,611.45	1,629.08	1,411.43	1,660.73	15.31% #
FTSE/ATHEX High Dividend Yield Index	3,441.50 #	3,413.84	27.66	0.81%	3,413.84	3,444.57	3,028.28	3,547.10	13.65% #
FTSE/ATHEX Global Traders Index Plus	3,193.08 #	3,168.77	24.31	0.77%	3,168.77	3,202.93	2,616.09	3,202.93	22.06% #
FTSE/ATHEX Mid & Small Cap Factor-Weighted Ind	4,894.60 #	4,847.44	47.16	0.97%	4,847.44	4,897.84	4,353.12	4,965.04	11.35% #
ATHEX Select Index Plus	3,599.94 #	3,581.46	18.48	0.52%	3,581.46	3,601.81	3,071.06	3,706.63	17.22% #
ATHEX Select Index	5,837.02 #	5,769.75	67.27	1.17%	5,769.75	5,843.22	4,343.88	6,091.85	34.37% #
FTSE/Athex Market Index	637.59 #	633.89	3.70	0.58%	633.89	638.36	539.21	662.70	18.21% #
Athex Composite Index Total Return Index	1,955.08 #	1,942.90	12.18	0.63%	1,942.90	1,956.61	1,641.17	2,015.89	19.13% #
FTSE/Athex Large Cap Total Return	4,283.97 #	4,259.20	24.77	0.58%			3,623.42	4,431.63	18.97% #
FTSE/Athex Mid Cap Total Return	2,143.58 #	2,122.49	21.09	0.99%			1,881.61	2,180.39	15.39% #
Hellenic Mid & Small Cap Index	1,582.21 #	1,573.25	8.96	0.57%	1,573.25	1,583.56	1,365.14	1,599.85	15.90% #
FTSE/Athex Banks	807.02 #	799.82	7.20	0.90%	798.03	807.07	640.09	954.15	25.99% #
FTSE/Athex Insurance	2,828.05 ~	2,828.05	0.00	0.00%	2,789.84	2,858.63	2,675.19	3,042.07	-3.65% ⚡
FTSE/Athex Financial Services	1,245.81 #	1,234.68	11.13	0.90%	1,234.68	1,267.16	672.72	1,375.02	81.76% #
FTSE/Athex Industrial Goods & Services	6,300.40 #	6,273.89	26.51	0.42%	6,270.07	6,348.13	4,603.86	6,374.93	35.83% #
FTSE/Athex Retail	1,125.91 #	1,116.34	9.57	0.86%	1,112.23	1,131.82	901.21	1,131.82	24.93% #
FTSE/ATHEX Real Estate	3,916.05 #	3,840.56	75.49	1.97%	3,833.08	3,916.64	3,783.96	4,461.05	-3.86% ⚡
FTSE/Athex Consumer Goods & Services	11,947.96 #	11,650.86	297.10	2.55%	11,650.86	12,083.74	8,974.47	12,337.62	30.47% #
FTSE/Athex Food & Beverage	9,748.57 #	9,724.45	24.12	0.25%	9,724.45	9,865.15	8,101.49	9,865.15	15.14% #
FTSE/Athex Basic Resources	7,038.81 #	7,029.44	9.37	0.13%	6,975.77	7,073.19	6,463.31	7,812.43	8.47% #
FTSE/Athex Construction & Materials	3,761.05 #	3,727.52	33.53	0.90%	3,727.52	3,767.99	3,204.90	3,846.65	17.35% #
FTSE/Athex Energy	5,324.18 ⚡	5,426.00	-101.82	-1.88%	5,323.37	5,497.39	4,780.16	5,856.79	5.85% #
FTSE/Athex Travel & Leisure	2,601.51 ⚡	2,634.59	-33.08	-1.26%	2,598.07	2,648.57	2,196.17	2,663.82	17.33% #
FTSE/Athex Technology	2,333.57 #	2,301.91	31.66	1.38%	2,289.24	2,333.57	2,047.81	2,333.57	13.60% #
FTSE/Athex Telecommunications	3,916.50 #	3,871.91	44.59	1.15%	3,866.35	3,922.18	3,511.53	4,391.80	-3.81% ⚡
FTSE/Athex Utilities	5,184.45 #	5,140.77	43.68	0.85%	5,140.77	5,201.37	4,598.77	5,289.37	12.74% #
FTSE/Athex Health Care	426.82 #	408.70	18.12	4.43%	407.57	426.82	390.59	469.84	1.89% #
FTSE/Athex Personal Products	6,821.85 #	6,739.46	82.39	1.22%	6,739.46	6,943.93	6,441.87	7,905.24	3.26% #
Athex All Share Index	263.96 #	262.57	1.39	0.53%	263.96	263.96	231.11	271.62	14.65% #
Hellenic Corporate Bond Index	120.68 #	120.59	0.09	0.07%			118.78	121.26	1.42% #
Hellenic Corporate Bond Price Index	86.56 #	86.50	0.06	0.07%			85.96	87.55	0.39% #

Note 1: FTSE/Med 100, Hellenic Corporate Bond Price Index and Hellenic Corporate Bond Index closing prices refer to the previous trading day of 11/04/2023.

Note 2: The Hellenic Mid & Small Cap Index is a Customized index calculated by the Athens Exchange.

Analytic Figures for Athex Market's Boards and Categories

	Total Traded Securities	Main Market	Surveillance	Exchange Traded Funds (ETFs)
Totals	123	112	10	1
Gain / Lose / Same:	62 / 32 / 29	60 / 28 / 24	1 / 4 / 5	1 / 0 / 0
Athex Capitalisation (mill. €) **	75,708.18	75,325.01	383.18	
Daily Average Trans/ons Value(thou.€)	107,827.59	107,550.37	301.57	32.34
Transactions Value	94,263.35	94,116.58	146.74	0.03
Main Board:	83,762.83	83,616.06	146.74	0.03
Blocks Board 6_2_3:	10,500.52	10,500.52	0.00	0.00
Forced Sales Board:	0.00	0.00	0.00	0.00
Special Terms Board:	0.00	0.00	0.00	0.00
Daily Average Transactions Volume	42,749,757	41,379,926	1,378,457	1,292
Transactions Volume	29,575,245	29,148,301	426,943	1
Main Board:	25,801,879	25,374,935	426,943	1
Blocks Board 6_2_3:	3,773,366	3,773,366	0	0
Forced Sales Board:	0	0	0	0
Special Terms Board:	0	0	0	0
Daily Average Number of Trades	37,755	37,472	280	3
Number of Trades	27,755	27,631	123	1
Main Board:	27,747	27,623	123	1
Blocks Board 6_2_3:	8	8	0	0
Forced Sales Board:	0	0	0	0
Special Terms Board:	0	0	0	0

Trading Details by Athex Sectors and Financial Instruments (ETFs)

Code	Sectors	Gain / Lose / Same	Number of Trades	Transactions Volume	Transactions Value	% of Total Trans. Value
3010	- Banks	5 / 0 / 1	7,497	22,348,086	38,132,302.16	40.45%
5510	- Basic Resources	6 / 6 / 5	769	231,115	669,922.60	0.71%
5010	- Construction & Materials	8 / 2 / 3	2,357	1,432,863	3,383,594.87	3.59%
4020	- Consumer Products & Services	3 / 3 / 0	1,883	342,745	6,373,499.87	6.76%
6010	- Energy	2 / 2 / 0	2,119	264,743	5,358,699.25	5.68%
12000	- Financial Instruments	1 / 0 / 0	1	1	26.86	0.00%
3020	- Financial Services	3 / 1 / 1	573	1,045,497	1,275,499.78	1.35%
4510	- Food Beverage & Tobacco	2 / 0 / 2	289	56,477	1,259,246.32	1.34%
2010	- Health Care	2 / 1 / 0	68	44,144	25,283.63	0.03%
5020	- Industrial Goods & Services	8 / 5 / 4	3,163	967,654	14,077,915.31	14.93%
3030	- Insurance	0 / 0 / 1	4	173	638.50	0.00%
4030	- Media	0 / 1 / 2	19	9,220	2,616.90	0.00%
4520	- Personal Care, Drug & Grocery Stores	2 / 0 / 1	105	18,168	87,795.59	0.09%
3510	- Real Estate	4 / 2 / 4	846	298,224	1,090,757.82	1.16%
4040	- Retail	3 / 1 / 1	262	122,023	407,525.74	0.43%
1010	- Technology	6 / 3 / 2	1,661	380,148	1,463,815.04	1.55%
1510	- Telecommunications	2 / 0 / 0	1,272	354,116	4,948,263.33	5.25%
4050	- Travel & Leisure	1 / 4 / 2	2,593	824,224	8,954,732.05	9.50%
6510	- Utilities	4 / 1 / 0	2,225	829,298	6,749,408.69	7.16%

Top 10 best & worst performing Shares

Main Market					
With positive Price change	Closing price	change	With negative Price change	Closing price	change
INTRAKAT (CR)	1.682	4.99% #	MOTOR OIL (CR)	23.46	-2.98% ⚡
AVAX S.A. (CR)	0.85	4.94% #	AEGEAN AIRLINES (CR)	7.71	-2.77% ⚡
ALUMIL (CR)	2.22	3.74% #	KEKROPS SA (CR)	1.01	-2.42% ⚡
ATTICA BANK S.A. (CR)	13.78	3.61% #	OPAP (CR)	15.23	-1.10% ⚡
IDEAL HOLDINGS (CR)	4.72	3.51% #	ADMIE (IPTO) HOLDING S.A. (CR)	1.81	-0.99% ⚡
ILYDA S.A. (CR)	1.255	2.87% #	EKTER SA (CR)	1.685	-0.88% ⚡
MOTODYNAMICS S.A. (CR)	3.29	2.81% #	CPI SA (CR)	0.584	-0.68% ⚡
JUMBO SA (CR)	21	2.74% #	INTRACOM HOLDINGS (CR)	1.792	-0.44% ⚡
LAMDA DEVELOPMENT SA (CR)	5.75	2.59% #	VIOHALCO SA/NV (CB)	4.33	-0.34% ⚡
EPSILON NET (CR)	7.92	2.19% #	CENERGY HOLDINGS (CB)	4.125	-0.24% ⚡
With the highest Transactions Value	Value (thou. €)	change	With the highest Transactions Volume	Volume	change
EUROBANK HOLDINGS (CR)	17,287.68	1.47% #	EUROBANK HOLDINGS (CR)	13,590,618	1.47% #
MYTILINEOS (CR)	13,071.16	0.43% #	PIRAEUS FINANCIAL HOLD (CR)	4,104,447	1.83% #
PIRAEUS FINANCIAL HOLD (CR)	9,051.89	1.83% #	ALPHA SERVICES HOLD (CR)	2,888,765	0.00% ↘
NATIONAL BANK (CR)	8,331.40	0.53% #	NATIONAL BANK (CR)	1,760,865	0.53% #
OPAP (CR)	8,166.71	-1.10% ⚡	INTRAKAT (CR)	815,884	4.99% #
JUMBO SA (CR)	6,047.45	2.74% #	MIG (CR)	791,698	0.00% ↘
MOTOR OIL (CR)	5,119.95	-2.98% ⚡	PPC (CR)	584,901	0.87% #
OTE (CR)	4,942.86	1.15% #	OPAP (CR)	533,263	-1.10% ⚡
PPC (CR)	4,759.55	0.87% #	MYTILINEOS (CR)	466,812	0.43% #
ALPHA SERVICES HOLD (CR)	3,410.13	0.00% ↘	OTE (CR)	353,276	1.15% #

Note: Stocks that are not included in the "Under Supervision" category, and the transactions value is more than 10,000 €.

Derivatives Summary

	Number of Trades	Volume	Open Interest
Index Futures	161	574	6,867
FTSE/Athex Banks	0	0	1,014
FTSE/Athex Large Cap	161	574	5,853
Stock Futures	985	16,149	376,788
ADMIE (IPTO) HOLDING S.A. (CR)	8	87	12,558
AEGEAN AIRLINES (CR)	8	36	1,370
ALPHA SERVICES HOLD (CR)	153	4,429	128,946
AUTOHELLAS SA (CR)	12	16	97
AVAX S.A. (CR)	0	0	377
CC HBC AG (CR)	48	197	489
CENERGY HOLDINGS (CB)	4	16	6,116
ELLAKTOR (CR)	6	12	835
ELVALHALCOR (CR)	0	0	1,320
EUROBANK HOLDINGS (CR)	88	3,015	32,046
EYDAP S.A. (CR)	3	15	522
FOURLIS (CR)	5	26	1,549
GEK TERNA (CR)	8	45	8,240
HELLENIC EXCHANGES-A.S.E. (CR)	13	31	1,757
HELLENIQ ENERGY (CR)	6	23	1,524
INTRACOM HOLDINGS (CR)	34	118	4,339
INTRAKAT (CR)	72	1,332	6,621
JUMBO SA (CR)	37	60	460
LAMDA DEVELOPMENT SA (CR)	37	92	5,680
MIG (CR)	0	0	1,295
MOTOR OIL (CR)	54	70	439
MYTILINEOS (CR)	12	25	2,128
NATIONAL BANK (CR)	51	553	22,299
OPAP (CR)	19	87	1,780
OTE (CR)	38	186	10,510
P.P.A. S.A. (CR)	0	0	364
PIRAEUS FINANCIAL HOLD (CR)	189	5,360	84,012
PPC (CR)	57	232	22,826
QUEST HOLDINGS (CR)	0	0	104
TERNA ENERGY (CR)	9	52	9,581
TITAN CEMENT (CB)	4	7	932
VIOHALCO SA/NV (CB)	10	27	5,672
Index Options	11	139	1,632
FTSE/Athex Large Cap	11	139	1,632
Stock Options	1	1	1,206
ALPHA SERVICES HOLD (CR)	0	0	32
NATIONAL BANK (CR)	0	0	276
OPAP (CR)	0	0	37
OTE (CR)	0	0	78
PIRAEUS FINANCIAL HOLD (CR)	0	0	325
PPC (CR)	1	1	458
Total Derivatives Traded	1,158	16,863	386,493

Number of Outstanding Securities	Nominal Value	Dividends [1]			Date of Last Coupon		Note	Shares	Closing price	% change	Previous closing price/date	Open price	Price min	Price max	Last price	Avg price	Last Bid [7]	Last Ask [7]	P/E after tax	Year	Volume	Trades	Transactions Value[8]	Company Mkt Value (thou. €)	Year low	Year high	Sector[4]		
		2020	2021	2022	Dividend [2]	Right																							
Main Market - High Liquidity Class																													
2,348,908,567	0.290	---	---	---	07/04/2008	18/04/2017	---	ALPHA SERVICES HOLD (CR)	1.18	---	↘	1.18	12/04/2023	1.188	1.1735	1.188	1.18	1.18	20000@1.18	10000@1.18	---	---	2,888,765	1,422	3,410,130.28	2,771,712.11	1.0015	1.513	30101010
45,033,921	0.050	---	---	---	04/06/2008	27/03/2023	---	ATTICA BANK S.A. (CR)	13.78	3.61	P	13.3	12/04/2023	13.32	13.3	13.78	13.78	13.524	50@13.54	54@13.78	---	---	1,899	35	25,682.74	620,567.43	10.62	48.75	30101010
18,176,934	1.00	---	---	---		27/01/2023	---	AUSTRIACARD (CB)	11.5	---	↘	11.5	12/04/2023	11.5	11.5	11.8	11.5	11.504	50@11.40	70@11.50	---	---	299	6	3,439.70	209,034.74	11.3	13.42	10101010
48,624,764	0.080	0.23	0.46	---	08/04/2022	05/12/2022	---	AUTOHELLAS SA (CR)	12.98	1.25	P	12.82	12/04/2023	12.8	12.64	12.98	12.98	12.84	119@12.82	3491@12.98	---	---	23,662	216	303,817.24	631,149.44	10.06	12.98	40201040
190,162,681		---	---	---		07/12/2016	---	CENERGY HOLDINGS (CB)	4.125	-0.24	E	4.135	12/04/2023	4.15	4.06	4.15	4.125	4.122	150@4.10	6763@4.13	---	---	165,491	399	682,111.84	784,421.06	3.015	4.18	50202010
372,086,095	6.70	0.64	0.71	---	07/07/2022	29/04/2013	---	CC HBC AG (CR)	26.05	0.23	P	25.99	12/04/2023	25.99	25.99	26.37	26.05	26.196	1184@26.01	198@26.23	---	---	45,782	229	1,199,321.14	9,692,842.77	21.54	26.37	45101020
3,710,677,508	0.220	---	---	---	02/05/2008	20/05/2019	---	EUROBANK HOLDINGS (CR)	1.2765	1.47	P	1.258	12/04/2023	1.26	1.243	1.28	1.2765	1.272	15752@1.28	3000@1.28	---	---	13,590,618	2,556	17,287,676.84	4,736,679.84	1.0495	1.4935	30101010
52,131,944	1.00	---	0.1102	---	30/06/2022	23/07/2019	---	FOURLIS (CR)	3.905	0.39	P	3.89	12/04/2023	3.94	3.86	3.94	3.905	3.897	20@3.87	4991@3.91	---	---	24,565	126	95,741.21	203,575.24	3.26	3.99	40401010
305,635,185	2.18	0.1	0.1	0.3	11/01/2023	01/10/2003	---	HELLENIQ ENERGY (CR)	7.7	1.32	P	7.6	12/04/2023	7.7	7.61	7.71	7.7	7.672	444@7.67	770@7.72	---	---	26,945	234	206,724.54	2,353,390.92	6.93	8.68	60101020
83,600,000	0.880	---	---	---	03/07/2007	23/09/2022	---	INTRACOM HOLDINGS (CR)	1.792	-0.44	E	1.8	12/04/2023	1.82	1.788	1.82	1.792	1.797	160@1.79	1300@1.81	---	---	44,247	178	79,527.79	149,811.20	1.678	2.12	10101010
160,523,985	0.300	---	---	---	12/08/2008	30/12/2022	---	INTRAKAT (CR)	1.682	4.99	P	1.602	12/04/2023	1.62	1.618	1.72	1.682	1.678	8955@1.68	7414@1.68	---	---	815,884	924	1,368,753.15	270,001.34	1.366	1.788	50101010
136,059,759	0.880	0.77	0.77	---	21/03/2023	05/03/2014	---	JUMBO SA (CR)	21	2.74	P	20.44	12/04/2023	20.78	20.62	21.32	21	20.942	1235@21.00	500@21.10	---	---	288,776	1,582	6,047,452.38	2,857,254.94	15.61	22.06	40203045
176,736,715	0.300	---	---	---	30/05/2007	27/11/2019	---	LAMDA DEVELOPMENT SA (CR)	5.75	2.59	P	5.605	12/04/2023	5.63	5.6	5.75	5.75	5.64	352@5.73	2893@5.75	---	---	134,616	537	759,187.73	1,016,236.11	5.55	6.6	35101010
939,510,748	0.100	---	---	---	26/04/2007	29/08/2014	---	MIG (CR)	0.217	---	↘	0.217	12/04/2023	0.217	0.217	0.2175	0.217	0.217	660346@0.217	938973@0.218	---	---	791,698	60	171,802.36	203,873.83	0.0329	0.28	30202000
107,222,688	0.440	---	(0.5667)	---	17/06/2022	16/03/2022	---	QUEST HOLDINGS (CR)	4.99	0.81	P	4.95	12/04/2023	5	4.955	5	4.99	4.992	491@4.98	20@5.02	---	---	14,014	88	69,955.12	535,041.21	4.655	5.46	10101010
78,325,475		---	---	---		23/07/2019	---	TITAN CEMENT (CB)	15	0.54	P	14.92	12/04/2023	15.06	14.9	15.06	15	15	356@14.98	1365@15.02	---	---	70,230	410	1,053,425.38	1,174,882.13	12.04	16	50101030
259,189,761		0.02	0.1	---	03/06/2022	26/02/2016	---	VIOHALCO S/ANV (CB)	4.33	-0.34	E	4.345	12/04/2023	4.35	4.28	4.38	4.33	4.324	182@4.30	3295@4.33	---	---	95,616	315	413,469.70	1,122,291.67	3.995	4.86	55102015
144,321,516	0.300	---	---	---	01/07/2011	22/01/2020	---	AVAX S.A. (CR)	0.85	4.94	P	0.81	12/04/2023	0.816	0.8	0.85	0.85	0.831	2000@0.846	1100@0.856	---	---	229,230	281	190,457.59	122,673.29	0.748	1	50101010
232,000,000	2.12	0.1069	0.0854	0.0682	29/08/2022	19/06/2017	---	ADMIE (IPTO) HOLDING S.A. (CR)	1.81	-0.99	E	1.828	12/04/2023	1.84	1.806	1.84	1.81	1.815	500@1.81	17350@1.81	14.43	2022	139,232	240	252,665.12	419,920.00	1.64	2.035	65101015
90,167,100	0.500	---	---	---	03/06/2019	24/05/2021	---	AEGEAN AIRLINES (CR)	7.71	-2.77	E	7.93	12/04/2023	7.93	7.71	7.93	7.71	7.83	500@7.65	105@7.84	---	---	81,473	399	637,923.72	695,188.34	5.27	8.15	40501010
103,423,291	0.570	---	---	---	01/08/2011	06/09/2022	---	GEK TERNA (CR)	12.14	0.50	P	12.08	12/04/2023	12.16	12.06	12.22	12.14	12.136	410@12.12	10@12.16	---	---	30,926	234	375,331.20	1,255,558.75	10.42	12.62	50101010
382,000,000	2.48	---	---	---	20/07/2015	12/12/2001	---	PPC (CR)	8.15	0.87	P	8.08	12/04/2023	8.08	8.07	8.2	8.15	8.137	1003@8.15	500@8.16	---	---	584,901	1,150	4,759,550.35	3,113,300.00	6.6	8.48	65101015
914,715,153	1.00	---	---	---	16/05/2008	29/08/2018	---	NATIONAL BANK (CR)	4.74	0.53	P	4.715	12/04/2023	4.758	4.667	4.758	4.74	4.731	21@4.73	9606@4.74	---	---	1,760,865	1,596	8,331,397.66	4,335,749.83	3.746	5.528	30101010
375,241,586	0.390	0.01	0.03	---	30/05/2022	14/07/2006	---	ELVALHALCOR (CR)	1.7	---	↘	1.7	12/04/2023	1.704	1.68	1.706	1.7	1.698	747@1.69	3050@1.70	---	---	77,005	150	130,738.09	637,910.70	1.52	1.894	55102015
348,192,005	0.040	---	---	---	05/07/2011	16/07/2021	---	ELLAKTOR (CR)	2.14	1.66	P	2.105	12/04/2023	2.105	2.1	2.15	2.14	2.124	535@2.13	5000@2.15	---	---	112,404	189	238,740.65	745,130.89	1.706	2.455	50101010
60,348,000	0.420	0.07	0.1515	---	08/06/2022	04/08/2021	---	HELLENIC EXCHANGES-A.S.E. (CR)	4.28	1.42	P	4.22	12/04/2023	4.26	4.23	4.395	4.28	4.31	30@4.25	465@4.28	---	---	249,028	438	1,073,310.40	258,289.44	3.09	4.525	30202015
106,500,000	0.600	---	0.28	---	05/09/2022	13/09/2021	---	EYDAP S.A. (CR)	6.8	1.04	P	6.73	12/04/2023	6.77	6.65	6.8	6.8	6.749	172@6.79	1176@6.80	---	---	25,477	196	171,943.59	724,200.00	6.36	7.34	65102030
110,782,980	0.750	---	0.9054	0.4058	21/11/2022	04/11/2013	---	MOTOR OIL (CR)	23.46	-2.98	E	24.18	12/04/2023	24.5	23.46	24.5	23.46	23.737	2535@23.44	56@23.60	---	---	215,699	1,842	5,119,947.32	2,598,968.71	20.84	25.82	60101020
142,891,161	0.970	0.378	0.4341	---	24/06/2022	07/07/2017	---	MYTILINEOS (CR)	28	0.43	P	27.88	12/04/2023	28.12	27.86	28.26	28	28.001	9355@27.98	41991@28.00	---	---	466,812	2,269	13,071,163.58	4,000,952.51	19.94	28.4	50203000
25,000,000	2.00	0.4	0.628	---	25/07/2022	08/08/2003	---	P.P.A. S.A. (CR)	19.54	1.35	P	19.28	12/04/2023	19.28	19.28	19.54	19.54	19.4	40@19.40	46@19.54	13.29	2021	1,975	59	38,315.20	488,500.00	15.86	19.84	50206060
363,341,859	0.300	0.55	0.6	0.3	19/10/2022	29/07/2022	---	OPAP (CR)	15.23	-1.10	E	15.4	12/04/2023	15.42	15.19	15.49	15.23	15.315	1730@15.26	1354@15.32	---	---	533,263	2,093	8,166,713.91	5,533,696.51	13.02	15.6	40501020
433,664,596	2.83	0.6879	0.8231	---	01/07/2022	18/06/1998	---	OTE (CR)	14.02	1.15	P	13.86	12/04/2023	13.9	13.84	14.05	14.02	13.991	710@14.01	814@14.02	---	---	353,276	1,246	4,942,858.71	6,079,977.64	12.57	15.73	15102015
1,250,367,223	0.930	---	---	---	16/05/2008	14/04/2021	---	PIRAEUS FINANCIAL HOLD (CR)	2.23	1.83	P	2.19	12/04/2023	2.2	2.178	2.23	2.23	2.205	50000@2.22	15984@2.23	---	---	4,104,447						

Number of Outstanding Securities	Nominal Value	Dividends [1]			Date of Last Coupon Dividend [2]		Note	Shares	Closing price	% change	Previous closing price/date		Open price	Price min	Price max	Last price	Avg price	Last Bid [7]	Last Ask [7]	P/E after tax	Year	Volume	Trades	Transactions Value[8]	Company Mkt Value (thou. €)	Year low	Year high	Sector[4]
		2020	2021	2022																								
13,126,020	0.660	0.0837	0.1163	---	22/06/2022	04/09/2020	---	AS COMPANY SA (CR)	2.21	0.91 P	2.19	12/04/2023	2.21	2.2	2.21	2.2	2.206	15@2.16	350@2.20	---	---	376	2	829.46	29,008.50	2.02	2.38	40401030
3,114,144	0.360	0.1558	0.3427	---	14/06/2022	02/06/2020	---	ALPHA TRUST (CR)	5.45	1.87 P	5.35	12/04/2023	5.45	5.3	5.45	5.45	5.428	100@5.30	100@5.50	---	---	1,420	33	7,707.80	16,972.08	4.32	5.5	30202010
14,000,000	4.15	---	3.42	---	14/09/2022	29/06/1999	---	ALPHA REAL ESTATE SA(CR)	8.26	0.24 P	8.24	12/04/2023	8.38	8.26	8.38	8.26	8.264	134@8.26	98@8.38	---	---	68	2	561.92	115,640.00	6.68	9.22	35101015
215,805,843	0.300	0.05	---	---	30/12/2021	15/11/2022	---	ATTICA HOLDINGS (CR)	2.41	0.84 P	2.39	12/04/2023	2.38	2.38	2.41	2.41	2.398	215@2.41	25@2.42	---	---	4,989	11	11,965.67	520,092.08	1.865	2.5	40501015
151,654,947	0.040	---	---	---	01/07/2008	21/02/2020	---	AVE (CR)	0.54	---	0.54	12/04/2023	0.54	0.54	0.54	0.54	0.54	2000@0.528	9208@0.540	---	---	70	1	37.80	81,893.67	0.506	0.586	40301010
35,764,593	2.10	0.06	0.075	---	26/04/2022	25/11/2019	---	BRIQ PROPERTIES (CR)	2.06	---	2.06	12/04/2023	2.06	2.04	2.06	2.06	2.055	1000@2.05	2500@2.07	---	---	22,264	54	45,744.54	73,675.06	1.9	2.11	35102030
101,123,806	0.360	---	---	---	22/07/2010	28/06/2011	---	CENTRIC HOLDINGS (CR)	0.291	-2.35 E	0.298	12/04/2023	0.299	0.29	0.3	0.291	0.296	1700@0.291	300@0.296	---	---	19,443	24	5,749.56	29,427.03	0.263	0.333	40203040
784,500	10.00	---	0.3	---	24/05/2022	31/07/2018	---	CNL CAPITAL (CR)	7.1	-0.70 E	7.15	12/04/2023	7.1	7.1	7.1	7.1	7.1	---	50@8.00	16.35	2021	45	1	319.50	5,569.95	6.8	8	30202010
10,246,800	0.300	---	---	---	06/10/2005	13/02/2002	---	CPI SA (CR)	0.584	-0.68 E	0.588	12/04/2023	0.588	0.57	0.588	0.584	0.574	200@0.570	1470@0.584	---	---	46,500	70	26,688.61	5,984.13	0.548	0.722	10102030
18,680,300	0.050	---	---	---	06/07/2022	---	---	DIMAND (CR)	12	---	12	12/04/2023	12	11.8	12	12	11.923	100@11.80	2782@12.00	---	---	4,996	46	59,569.70	224,163.60	11.6	14.9	35101010
54,200,000	0.075	---	0.035	---	19/07/2022	23/11/2021	---	EPSILON NET (CR)	7.92	2.19 P	7.75	12/04/2023	7.6	7.6	7.94	7.92	7.797	45@7.81	250@7.94	---	---	75,056	721	585,244.96	429,264.00	6.2	8	10101015
40,134,921	0.400	---	---	---	30/08/1993	05/12/2022	---	IDEAL HOLDINGS (CR)	4.72	3.51 P	4.56	12/04/2023	4.555	4.555	4.72	4.72	4.662	1000@4.69	400@4.73	---	---	71,949	191	335,422.68	189,436.83	3.38	4.72	10102030
167,868,482	0.300	---	---	---	20/08/2007	28/11/2022	---	LAVIPHARM SA (CR)	0.413	1.22 P	0.408	12/04/2023	0.408	0.4	0.414	0.413	0.41	1000@0.408	4405@0.414	---	---	39,600	32	16,249.28	69,329.68	0.366	0.48	20103015
4,740,000	0.860	---	---	---	14/03/2003	---	---	LOGISMOS S.A. (CR)	0.965	-3.50 E	1	12/04/2023	0.96	0.95	0.99	0.96	0.964	500@0.965	500@0.975	---	2021	4,408	39	4,247.34	4,574.10	0.946	1.1	10101015
17,120,280	0.940	0.06	0.06	---	27/06/2022	02/08/2019	---	LOULIS FOOD (CR)	2.56	---	2.56	12/04/2023	2.52	2.52	2.56	2.56	2.53	60@2.51	1468@2.56	---	---	134	4	339.04	43,827.92	2.38	2.82	45102020
4,419,616	1.58	---	---	0.1131	01/03/2023	04/03/2015	---	MEDICON S.A (CR)	3.77	4.43 P	3.61	12/04/2023	3.63	3.6	3.77	3.77	3.609	16@3.60	585@3.77	---	---	1,025	16	3,699.25	16,661.95	3.45	4.15	20102010
468,700	2.24	3.42	---	---	03/05/2022	21/05/2004	---	MERMEREN KOMB. A.D. PR. (GDR)	54	---	54	12/04/2023	55	52	56	54	53.25	5@51.00	37@54.00	1.70	2021	176	12	9,372.00	25,309.80	43.4	59	55102000
10,500,000	0.950	---	---	---	24/06/2008	22/07/2022	---	MEVACO SA (CR)	3.22	1.26 P	3.18	12/04/2023	3.18	3.12	3.22	3.22	3.203	300@3.14	127@3.20	17.45	2021	2,562	12	8,207.26	33,810.00	2.52	3.22	55102015
87,127,162	0.500	---	---	---	21/05/2008	28/07/2021	---	PREMA (CR)	1.162	0.17 P	1.16	12/04/2023	1.17	1.158	1.172	1.162	1.164	1800@1.16	393@1.16	---	---	58,038	102	67,575.52	101,241.76	1.07	1.36	35101010
24,377,795	0.230	---	---	---	27/06/2022	08/06/2022	---	PROFILE SA (CR)	3.42	1.18 P	3.38	12/04/2023	3.35	3.33	3.45	3.42	3.388	2000@3.39	2000@3.43	---	---	73,859	174	250,237.39	83,372.06	2.575	3.45	10101010
27,345,120	0.280	---	---	---	18/07/2005	26/02/2014	---	QUALITY & RELIABILITY SA (CR)	0.554	---	0.554	12/04/2023	0.558	0.544	0.558	0.554	0.555	985@0.546	1360@0.554	---	---	17,289	58	9,587.18	15,149.20	0.465	0.6	10101010
6,456,530	1.08	0.0804	0.12	---	14/07/2022	02/08/2010	---	SPACE HELLAS SA (CR)	6.46	0.62 P	6.42	12/04/2023	6.42	6.38	6.5	6.46	6.434	57@6.44	199@6.50	---	---	840	26	5,404.62	41,709.18	5.28	6.9	15101010
17,190,046	0.290	---	---	---	16/11/1992	30/11/2022	---	UNIBIOS (CR)	0.612	-0.33 E	0.614	12/04/2023	0.612	0.604	0.614	0.612	0.608	100@0.610	2429@0.612	---	---	15,311	29	9,312.91	10,520.31	0.558	0.719	50204000
32,413,681	0.370	---	---	---	15/07/2009	11/05/2000	---	ALUMIL (CR)	2.22	3.74 P	2.14	12/04/2023	2.2	2.15	2.24	2.22	2.192	2097@2.20	826@2.22	---	---	27,273	95	59,795.19	71,958.37	1.986	2.54	55102035
3,534,269	3.44	(0.4452)	0.6908	---	16/12/2022	19/07/2022	---	ANDROMEDA SA (CR)	6.92	1.77 P	6.8	12/04/2023	6.78	6.62	6.98	6.92	6.763	15@6.70	164@6.92	---	2022	3,306	41	22,359.72	24,457.14	5.9	6.98	30204000
18,810,000	0.400	---	---	---	08/07/2010	14/11/2007	---	VARVERIS - MODA BAGNO SA (CR)	0.705	-2.08 E	0.72	12/04/2023	0.715	0.68	0.72	0.705	0.693	40@0.685	78@0.705	---	---	1,475	9	1,021.90	13,261.05	0.62	0.8	40401025
23,986,500	1.05	---	---	---	26/06/2009	15/03/2000	---	BIOKARPET S.A.(CR)	1.995	-0.25 E	2	12/04/2023	1.94	1.92	1.995	1.995	1.95	8@1.96	121@2.00	---	---	4,593	26	8,955.74	47,853.07	1.5	2.14	50101035
6,325,000	0.600	---	0.19	---	04/07/2022	17/02/2014	---	VOYATZOGLOU (CR)	2.34	-4.10 E	2.44	12/04/2023	2.4	2.34	2.46	2.34	2.44	100@2.22	413@2.34	---	---	365	6	890.70	14,800.50	1.97	2.46	50205010
24,060,000	0.300	0.035	0.055	---	12/04/2022	01/07/2019	---	GEN. COMMERCIAL & IND.SA (CR)	1.345	---	1.345	12/04/2023	1.345	1.345	1.345	1.345	1.345	275@1.31	850@1.34	8.32	2022	57	2	76.67	32,360.70	1.175	1.375	50205010
15,878,748	0.480	---	---	---	10/07/2006	22/03/2004	---	DOMIKI KRITIS SA (CR)	0.78	---	0.78	12/04/2023	0.784	0.77	0.784	0.78	0.776	150@0.772	830@0.780	---	---	6,060	12	4,704.20	12,385.42	0.71	0.85	50101010
34,720,000	0.310	---	---	---	16/06/2010	01/08/2007	---	DROMEAS SA (CR)	0.333	-0.60 E	0.335	12/04/2023	0.333	0.324	0.334	0.326	0.333	399@0.324	199@0.332	---	---	3,727	12	1,240.29	11,561.76	0.3	0.389	40202015
13,673,200	0.880	---	---	---	18/07/2008	26/07/2001	---	EVROFARMA SA (CR)	0.75	---	0.75	12/04/2023	---	---	---	---	---	100@0.735	300@0.790	---	---	---	---	---	10,254.90	0.684	0.876	45102020
11,250,000	0.520	---	0.0405	---	01/08/2022	09/11/2015	---	EKTER SA (CR)	1.685	-0.88 E	1.7	12/04/2023	1.705	1.68	1.72	1.685	1.697	100@1.68	50@1.70	---	---	53,492	107	90,796.83	18,956.25	1.33	1.755	50101010
18,410,839	1.00	0.027	0.262	---	24/08/2022	10/09/2010	---	ELASTRON (CR)	2.65	1.92 P	2.6	12/04/2023	2.6	2.54	2.69	2.66	2.636	350@2.62	340@2.65	---	---	11,850	113	31,240.00	48,788.72	2.21	2.82	55102010
60,295,607	0.240	---	---	---	09/07/2007	01/07/2021	---	ELGEKA SA (CR)	0.428	0.23 P	0.427	12/04/2023	0.428	0.425	0.428	0.428	0.425	1000@0.418	1289@0.428	---	---	2,052	9	872.25	25,806.52	0.38	0.459	45201010
23,828,130	0.500	---	0.0737	---	18/07/2022	17/02/2009	---	ELINOIL S.A. (CR)	2.1	-1.41 E	2.13	12/04/2023	2.1	2.09	2.1	2.09	2.099	508@2.09	7300@2.10	---	---	2,912	18	6,113.08	50,039.07	1.82	2.5	60101020
19,864,886	5.60	0.672	0.672	---	05/05/2022	02/07/2008	---	BANK OF GREECE (CR)	17.15	0.59 P	17.05	12/04/2023	17.15	17	17.15	17.15	17.107	15@17.00	123@17.15	---	---	1,492	27	25,524.05	340,682.79	16.15	18	30101010

Number of Outstanding Securities	Nominal Value	Dividends [1]			Date of Last Coupon		Note	Shares	Closing price	% change	Previous closing price/date	Open price	Price min	Price max	Last price	Avg price	Last Bid [7]	Last Ask [7]	P/E after tax	Year	Volume	Trades	Transactions Value[8]	Company Mkt Value (thou. €)	Year low	Year high	Sector[4]	
		2020	2021	2022	Dividend [2]	Right																						
26,730,187	0.520	0.08	0.1	---	29/06/2022	01/08/2017	---	ELTON SA (CR)	2.3	0.44 P	2.29	12/04/2023	2.3	2.25	2.3	2.3	2.287	323@2.27	111@2.31	---	---	19,208	62	43,930.00	61,479.43	2.08	2.44	50205010
30,000,000	0.050	0.06	0.09	---	13/05/2022	11/06/2020	---	ENTERSOFT (CR)	4.2	0.48 P	4.18	12/04/2023	4.18	4.15	4.22	4.2	4.179	107@4.15	1721@4.20	---	---	20,112	105	84,050.48	126,000.00	3.61	4.24	10101015
36,300,000	1.12	0.223	0.2186	---	14/09/2022	12/12/2007	---	THESSALONIKA WATER & SEWERAGE	3.45	2.07 P	3.38	12/04/2023	3.4	3.4	3.47	3.45	3.439	50@3.39	346@3.45	---	---	3,095	24	10,643.11	125,235.00	3.3	3.66	65102030
14,833,480	0.300	---	---	---	02/06/2010	04/02/2022	---	EUROCONSULTANTS S.A. (CR)	0.654	---	0.654	12/04/2023	0.658	0.64	0.658	0.654	0.65113365@0.640	15256@0.654	---	---	30,621	76	19,921.12	9,701.10	0.576	0.66	50205020	
86,735,980	0.310	---	---	---	06/07/2009	18/08/2022	---	ATHENS MEDICAL CENTER SA (CR)	1.515	-1.62 E	1.54	12/04/2023	1.57	1.505	1.57	1.515	1.516	300@1.51	310@1.52	---	---	3,519	20	5,335.10	131,405.01	1.4	1.8	20101025
114,320,400	0.100	---	0.01	---	26/11/2021	05/08/2019	---	IKTINOS HELLAS SA (CR)	0.569	1.61 P	0.56	12/04/2023	0.565	0.55	0.57	0.569	0.559	250@0.557	1701@0.569	---	---	40,494	93	22,631.01	65,048.31	0.4855	0.675	50101035
8,226,132	0.450	---	---	---	15/05/2009	13/10/2014	---	ILYDA S.A. (CR)	1.255	2.87 P	1.22	12/04/2023	1.22	1.22	1.26	1.255	1.242	902@1.25	285@1.26	24.01	2021	12,415	31	15,413.79	10,323.80	1.055	1.41	10101015
2,566,836	0.440	---	0.016	---	15/07/2022	09/01/2007	---	INTERWOOD-XYLEMPORIA (PR)	0.32	8.11 P	0.296	12/04/2023	0.32	0.32	0.32	0.32	0.32	500@0.250	2200@0.320	---	---	280	2	89.60	11,142.38	0.192	0.32	50101020
34,986,430	0.440	---	---	---	25/07/2008	23/02/2010	---	INTERWOOD-XYLEMPORIA (CR)	0.295	1.03 P	0.292	12/04/2023	0.293	0.29	0.299	0.294	0.295	4000@0.290	3706@0.293	---	---	55,105	61	16,241.89	11,142.38	0.1975	0.299	50101020
18,567,912	0.590	0.12	0.12	---	06/07/2022	26/01/2021	---	INTERLIFE G.C.I.(CR)	3.7	---	3.7	12/04/2023	3.74	3.65	3.74	3.71	3.691	450@3.54	100@3.71	4.41	2021	173	4	638.50	68,701.27	3.5	3.98	30302025
8,424,900	0.500	---	---	---	12/07/2010	04/07/2019	---	INTERTECH SA (CR)	1.08	-0.92 E	1.09	12/04/2023	1.09	1.05	1.09	1.08	1.064	120@1.06	1550@1.09	69.46	2021	5,816	38	6,186.66	9,098.89	0.92	1.235	50205010
19,804,134	0.150	---	---	---	01/07/2004	06/11/2017	---	KEKROPS SA (CR)	1.01	-2.42 E	1.035	12/04/2023	1.01	1	1.03	1.01	1.007	219@1.01	3@1.03	---	2021	12,923	41	13,015.84	20,002.18	0.903	1.4	35101010
40,219,218	0.260	---	---	---	29/08/2022	10/06/2019	---	KLOUKINAS - LAPPAS SA (CR)	0.962	---	0.962	12/04/2023	0.962	0.944	0.962	0.962	0.9511870@0.944	1308@0.962	---	---	14,145	16	13,458.51	38,690.89	0.5	0.972	50101010	
11,510,102	0.890	---	---	---	24/06/2005	06/10/1999	---	NAFPAKTOS TEXTILE (CR)	1	---	1	12/04/2023	1	1	1	1	1	100@0.970	199@0.990	---	---	2	1	2.00	11,510.10	0.93	1.23	55101020
21,224,340	0.420	0.0035	0.02	---	06/09/2022	25/04/2006	---	KORDELLOS BROS SA (CR)	0.586	-0.34 E	0.588	12/04/2023	0.58	0.57	0.586	0.586	0.573	700@0.574	1950@0.586	2.87	2021	6,110	15	3,502.64	12,437.46	0.462	0.7	55102010
33,065,136	0.380	0.2	0.2001	---	18/08/2022	16/09/2013	---	KRI-KRI S.A. (CR)	6.5	1.88 P	6.38	12/04/2023	6.38	6.38	6.5	6.5	6.421	67@6.50	500@6.60	16.27	2021	8,833	48	56,714.50	214,923.38	6.08	6.7	45102020
18,017,472	0.360	---	---	---	09/09/2022	28/08/2017	---	KTIMA KOSTAS LAZARIDIS SA (CR)	1.66	---	1.66	12/04/2023	1.63	1.63	1.67	1.66	1.662	772@1.63	234@1.66	---	---	1,728	8	2,871.64	29,909.00	1.55	1.78	45101015
7,595,160	0.600	---	---	---	10/09/2019	18/08/2010	---	KIRIAKOULIS SHIPPING SA (CR)	1.095	-0.46 E	1.1	12/04/2023	1.1	1.045	1.1	1.095	1.077	75@1.08	72@1.10	---	---	3,703	22	3,988.62	8,316.70	1	1.265	40501015
6,200,000	0.500	---	---	---	22/06/2010	01/11/1995	---	MINERVA KNITWEAR (CR)	0.49	-0.41 E	0.492	12/04/2023	0.49	0.49	0.49	0.49	0.49	2@0.490	2500@0.492	---	---	98	1	48.02	3,038.00	0.414	0.585	40204020
5,939,268	0.620	---	---	---	10/07/2003	03/01/2002	---	LANAKAM SA (CR)	0.92	---	0.92	12/04/2023	---	---	---	---	---	80@0.895	27@0.930	---	---	---	---	---	5,464.13	0.716	1.16	40401020
9,819,370	0.500	---	---	---	14/08/2007	09/01/2004	---	MATHIOS REFRACTORY SA (CR)	0.79	-1.25 E	0.8	12/04/2023	0.735	0.73	0.79	0.79	0.738	3850@0.730	100@0.795	---	---	1,721	13	1,269.51	7,757.30	0.565	0.885	55101000
29,250,000	0.360	0.02	0.0401	---	21/06/2022	25/04/2019	---	MOTODYNAMICS S.A. (CR)	3.29	2.81 P	3.2	12/04/2023	3.23	3.17	3.29	3.29	3.236	8189@3.22	3925@3.29	---	---	95,176	116	307,959.19	96,232.50	2.04	3.29	40401030
32,188,050	1.04	---	---	---	21/07/2008	20/01/2000	---	MOUZAKIS (CR)	0.74	4.22 P	0.71	12/04/2023	0.71	0.71	0.74	0.74	0.711	65@0.740	500@0.745	---	---	5,187	4	3,688.34	23,819.16	0.65	0.806	55101020
43,200,000	1.00	---	0.0824	---	07/09/2022	14/06/2022	---	MPLE KEDROS (CR)	2.3	1.77 P	2.26	12/04/2023	2.28	2.25	2.31	2.3	2.263	200@2.29	100@2.32	---	---	62,709	61	141,918.17	99,360.00	2.19	2.31	35102000
6,340,000	0.600	0.134	0.17	0.1	09/12/2022	12/01/2023	---	NAKAS MUSIC	2.38	---	2.38	12/04/2023	---	---	---	---	---	100@2.28	55@2.38	---	---	---	---	---	15,089.20	2.16	2.7	40401030
10,080,000	3.00	1.42	1.5	---	27/04/2022	27/08/2001	---	TPA SA (CR)	25.2	0.40 P	25.1	12/04/2023	25.3	24.9	25.5	25.2	25.392	56@25.20	624@25.50	---	---	220	7	5,586.20	254,016.00	22.7	26.3	50206060
4,971,466	1.46	---	---	---	04/07/2007	08/10/2003	---	PAIRIS SA (CR)	0.988	1.86 P	0.97	12/04/2023	0.92	0.92	0.99	0.988	0.946	200@0.960	44@0.988	---	---	4,756	16	4,499.28	4,911.81	0.83	1.18	50203030
27,098,594	0.540	0.07	0.05	0.0201	05/12/2022	14/01/2021	---	PAPOUTSANIS (CR)	2.36	---	2.36	12/04/2023	2.38	2.3	2.38	2.36	2.303	2@2.31	399@2.36	21.31	2022	5,211	23	11,999.62	63,952.68	2.26	2.51	45201020
7,070,400	0.930	0.1081	0.3242	---	17/06/2022	06/05/2016	---	PETROPOULOS PETROS (CR)	6.9	0.29 P	6.88	12/04/2023	6.86	6.86	6.9	6.9	6.892	380@6.86	300@6.88	---	---	12,219	47	84,214.10	48,785.76	5.9	6.94	50206015
22,075,665	0.330	0.05	0.1	---	21/06/2022	23/11/2021	---	PLAISIO COMPUTERS SA (CR)	4.58	---	4.58	12/04/2023	4.58	4.58	4.58	4.58	4.58	72273@4.58	---	---	---	431	9	1,973.98	101,106.55	4.48	4.6	40401010
21,912,599	0.300	---	---	---	11/04/2011	23/02/2007	---	REVOIL (CR)	1.34	0.75 P	1.33	12/04/2023	1.33	1.3	1.375	1.375	1.351	508@1.34	300@1.36	---	---	19,187	25	25,914.31	29,362.88	1.21	1.5	60101020
13,582,223	1.35	---	---	---	24/06/2008	02/02/2016	---	SIDMA STEEL (CR)	2.35	0.86 P	2.33	12/04/2023	2.35	2.35	2.35	2.35	2.35	150@2.33	60@2.37	---	---	806	4	1,894.10	31,918.22	1.85	2.85	55102010
40,693,350	5.00	---	---	---	03/07/2006	26/05/2015	---	TECHNICAL OLYMPIC SA (CR)	2.18	1.39 P	2.15	12/04/2023	2.18	2.11	2.18	2.18	2.158	1@2.14	2728@2.19	---	---	7,039	48	15,192.38	88,711.50	1.76	2.41	40202010
3,048,000	0.300	---	---	---	06/07/2007	01/06/2021	---	TZIRAKIAN PROFIL (CR)	1.94	1.04 P	1.92	12/04/2023	1.925	1.925	1.94	1.94	1.931	5@1.89	292@1.94	2.10	2021	158	5	305.02	5,913.12	1.76	2.22	55102010
10,203,575	0.730	---	---	---	16/07/2007	18/10/1999	---	FIERATEX SA (CR)	0.42	-1.41 E	0.426	12/04/2023	0.43	0.401	0.43	0.42	0.411	250@0.402	550@0.440	4.95	2021	309	7	127.12	4,285.50	0.4	0.5	55101020
8,340,750	1.16	---	---	---	25/06/2009	17/09/2018	---	HAIDEMENOS SA (CR)	0.55	5.77 P	0.52	12/04/2023	0.55	0.55	0.55	0.55	0.55	4000@0.520	488@0.550	20.37	2021	20	2	11.00	4,587.41	0.452	0.6	50205030

Main Market - Low Liquidity Class																												
11,795,024	0.540	0.087	0.136	---	04/07/2022	30/08/2019	---	FLEXOPACK SA (CR)	8.8	---	8.8	12/04/2023	8.9	8.55	9	8.8	8.805	536@8.55	10@8.80	---	---	1,915	17	16,862.00	103,796.21	7.45	9.45	50203030

Number of Outstanding Securities	Nominal Value	Dividends [1]			Date of Last Coupon		Note	Shares	Closing price	% change	Previous closing price/date		Open price	Price min	Price max	Last price	Avg price	Last Bid [7]	Last Ask [7]	P/E after tax	Year	Volume	Trades	Transactions Value[8]	Company Mkt Value (thou. €)	Year low	Year high	Sector[4]	
		2020	2021	2022	Dividend [2]	Right																							
10,500,000	4.00	0.37	0.29	---	31/05/2022	02/08/2016	---	INTERCONTINENTAL (CR)	6.6	---	↘	6.6	12/04/2023	6.6	6.6	6.6	6.6	1000@6.45	900@6.60	---	---	100	1	660.00	69,300.00	6.3	6.85	35102000	
57,434,884	1.31	---	---	---	05/06/2008	12/06/2009	---	REDS S.A. (CR)	2.35	---	↘	2.35	12/04/2023	2.44	2.44	2.44	2.44	10@2.58	89@2.44	---	---	10	1	24.40	134,971.98	2.27	3	35101010	
151,532,467	0.500	0.01	0.02	---	22/07/2022	10/06/2020	---	TRASTOR REAL EST. INV. CO.(CR)	1	-4.76	↘	1.05	12/04/2023	1	1	1	1	3100@1.03	3000@1.08	---	---	2,500	1	2,500.00	151,532.47	0.965	1.14	35102000	
15,300,000	0.300	---	---	---	30/07/2009	13/12/1999	---	ATTICA PUBLICATIONS SA (CR)	0.29	-8.81	↘	0.318	12/04/2023	0.318	0.288	0.318	0.29	0.294	200@0.290	99@0.298	---	---	8,484	17	2,492.52	4,437.00	0.288	0.39	40301030
15,000,000	0.300	---	---	---	06/07/2007	18/07/2000	---	DAIOS PLASTICS SA (CR)	3.12	---	↘	3.12	12/04/2023	---	---	---	---	120@2.96	109@3.40	---	---	---	---	---	46,800.00	2.92	3.52	50203015	
3,307,500	0.210	---	---	---	11/08/2010	30/11/2022	---	ELVE SA (CR)	5	---	↘	5	12/04/2023	---	---	---	---	23@4.82	254@5.00	---	---	---	---	---	16,537.50	4.6	5.2	40204020	
2,760,000	11.83	9.4	11	---	14/06/2022	16/07/1990	---	KARELIA (CR)	314	---	↘	314	12/04/2023	---	---	---	---	18@312.00	3@318.00	---	---	---	---	---	866,640.00	288	320	45103010	
6,700,000	0.800	0.179	0.047	---	24/08/2022	29/05/2014	---	MILLS KEPENOS (CR)	2.16	---	↘	2.16	12/04/2023	---	---	---	---	200@2.06	100@2.22	21.83	2021	---	---	---	14,472.00	1.93	2.54	45102020	
21,364,000	1.12	---	---	---	29/07/2019	08/03/2023	---	LAMPSPA HOTEL SA (CR)	23	---	↘	23	12/04/2023	23	23	23	23	100@23.00	100@23.80	---	---	300	2	6,900.00	491,372.00	20.6	24	40501025	
8,321,682	0.670	---	---	---	17/08/2007	23/11/1999	---	N. LEVENTERIS (CR)	0.298	---	↘	0.298	12/04/2023	---	---	---	---	---	1000@0.300	---	2021	---	---	---	3,089.13	0.22	0.364	50202010	
2,160,524	0.670	---	---	---	03/12/2018	23/11/1999	---	N. LEVENTERIS (PR)	0.282	---	↘	0.282	12/04/2023	---	---	---	---	---	1000@0.310	---	2021	---	---	---	3,089.13	0.218	0.342	50202010	
27,379,200	0.980	---	---	---	03/07/2020	29/08/2022	---	CRETE PLASTICS SA (CR)	16.3	---	↘	16.3	12/04/2023	---	---	---	---	2270@16.30	467@16.80	---	---	---	---	---	446,280.96	14.7	17.1	50203015	
255,494,534	2.71	0.352	0.279	0.11	14/12/2022	30/09/2021	---	PRODEA (CR)	8.2	---	↘	8.2	12/04/2023	---	---	---	---	78@8.00	229@8.15	---	---	---	---	---	2,095,055.18	7.3	8.6	35102000	
4,181,450	0.500	---	---	---	21/08/2000	05/03/2002	---	FLOUR MILLS SARANTOPOULOS SA	1.25	---	↘	1.25	12/04/2023	---	---	---	---	---	140@1.24	---	---	---	---	---	5,226.81	1.07	1.5	45102020	

Exchange Traded Funds (ETFs)

906,928	---	---	---	---	15/06/2016	---	---	ALPHA ETF FTSE Athex Large Cap	26.86	0.68	↗	26.68	12/04/2023	26.86	26.86	26.86	26.86	26.86	2500@20.00	108@30.00	---	---	1	1	26.86	---	22.5	27.79	12003
---------	-----	-----	-----	-----	------------	-----	-----	--------------------------------	-------	------	---	-------	------------	-------	-------	-------	-------	-------	------------	-----------	-----	-----	---	---	-------	-----	------	-------	-------

Surveillance

356,314,416	0.060	---	---	---	07/07/2010	21/09/2017	5160	FRIGOGLASS SA (CR)	0.0575	-3.36	↘	0.0595	12/04/2023	0.058	0.057	0.058	0.0575	0.058	50685@0.057	25336@0.058	---	---	221,821	29	12,806.05	20,488.08	0.05	0.158	50204000
65,326,268	0.530	---	---	---	04/07/2007	19/07/2006	4750	SATO SA (CR)	0.032	---	↘	0.032	12/04/2023	---	---	---	---	---	5000@0.029	1700@0.032	---	---	---	---	---	2,090.44	0.021	0.069	40202015
13,191,620	0.620	---	---	---	04/08/2010	09/09/2002	5232	YALCO - CONSTANTINOU (CR)	0.19	---	↘	0.19	12/04/2023	---	---	---	---	---	576@0.190	2000@0.198	---	---	---	---	---	2,506.41	0.175	0.28	40202020
13,000,000	1.00	---	---	---	01/08/2007	07/04/2000	5093	AKRITAS SA (CR)	0.515	---	↘	0.515	12/04/2023	0.456	0.456	0.456	0.456	0.456	303@0.456	224@0.610	---	---	20	2	9.12	6,695.00	0.45	0.67	50101035
221,519,681	0.300	---	---	---	02/07/2008	28/02/2011	4957	ANEK LINES SA (CR)	0.22	---	↘	0.22	12/04/2023	0.22	0.22	0.22	0.22	0.22	2249@0.222	6900@0.224	---	---	751	2	165.22	49,659.60	0.177	0.248	40501015
312,163	0.300	---	---	---	02/07/2008	28/02/2011	4959	ANEK LINES SA (PR, issue '90)	0.072	---	↘	0.072	12/04/2023	---	---	---	---	---	55000@0.086	---	---	---	---	---	---	49,659.60	0.072	0.086	40501015
2,969,713	0.300	---	---	---	02/07/2008	28/02/2011	4958	ANEK LINES SA (PR, issue '96)	0.304	---	↘	0.304	12/04/2023	---	---	---	---	---	100@0.244	400@0.364	---	---	---	---	---	49,659.60	0.173	0.38	40501015
6,330,002	0.300	---	---	---	25/06/2002	15/03/2019	5162	VARVARESSOS (CR)	0.24	---	↘	0.24	12/04/2023	---	---	---	---	---	---	1662@0.250	---	2021	---	---	---	1,519.20	0.16	0.25	55101020
17,579,754	4.16	---	---	---	18/08/2006	02/08/2010	---	BIOTER SA (CR)	0.282	---	↘	0.282	12/04/2023	---	---	---	---	---	3000@0.250	300@0.280	---	---	---	---	---	4,957.49	0.21	0.398	50101010
54,654,600	0.050	---	---	---	01/07/1998	30/12/2022	5275	VIS SA (CR)	0.182	1.11	↗	0.18	12/04/2023	0.182	0.182	0.182	0.182	0.182	10000@0.170	1400@0.182	---	2021	1,600	2	291.20	9,947.14	0.149	0.378	50203030
3,961,300	1.28	---	---	---	29/06/2004	03/08/2000	5248	DUROS SA (CR)	0.25	---	↘	0.25	12/04/2023	---	---	---	---	---	2980@0.200	651@0.300	---	2021	---	---	---	990.33	0.2	0.3	40204020
51,754,364	0.300	---	---	---	23/12/2003	24/01/2007	5197	SELECTED TEXT. IND. ASSOC (CR)	0.14	---	↘	0.14	12/04/2023	0.141	0.141	0.141	0.141	0.141	1448@0.141	800@0.168	---	---	552	1	77.83	7,245.61	0.11	0.202	55101020
371,337,000	0.300	---	---	---	30/05/2013	01/07/2022	---	INTRALOT (CR)	0.64	-1.54	↘	0.65	12/04/2023	0.64	0.635	0.64	0.64	0.636	14784@0.640	1405@0.645	---	---	199,745	64	127,074.91	237,655.68	0.575	0.765	40501020
7,734,375	1.00	---	---	---	09/07/2007	07/01/2011	5266	LIVANIS SA (CR)	0.125	---	↘	0.125	12/04/2023	0.13	0.13	0.13	0.13	0.13	1634@0.130	---	---	---	666	1	86.58	966.80	0.12	0.18	40301030
15,842,391	1.51	---	---	---	15/07/2009	12/05/2000	5141	BITROS HOLDING SA (CR)	0.53	---	↘	0.53	12/04/2023	0.53	0.5	0.555	0.53	0.528	307@0.500	880@0.555	---	---	1,263	5	666.80	8,396.47	0.408	0.82	55102010
24,319,250	0.300	---	---	---	09/07/2002	04/07/2007	5165	PROODEFTIKH SA (CR)	0.55	---	↘	0.55	12/04/2023	---	---	---	---	---	500@0.452	100@0.490	---	---	---	---	---	13,375.59	0.4	0.6	50101010
28,438,268	0.070	---	---	---	21/08/2006	24/11/1999	5253	SPIROY AGRICULTURE SA (CR)	0.19	---	↘	0.19	12/04/2023	---	---	---	---	---	2000@0.180	1884@0.200	---	---	---	---	---	5,403.27	0.15	0.23	45102010
766,000	1.00	---	---	---	01/07/2004	11/12/2012	5193	TRIA ALFA SA (CR)	11.4	-11.63	↘	12.9	12/04/2023	11.8	11.4	11.8	11.4	11.652	33@11.30	40@11.40	88.66	2021	111	7	1,293.40	11,280.40	7.6	16.9	55101020
245,000	1.00	---	---	---	19/07/2010	11/12/2012	5194	TRIA ALFA SA (PR)	10.4	-2.80	↘	10.7	12/04/2023	10	10	10.4	10.4	10.323	50@8.60	47@10.50	80.88	2021	414	10	4,273.60	11,280.40	3.8	12.6	55101020

Number of Outstanding Securities	Nominal Value	Dividends [1]			Date of Last Coupon Dividend [2]		Coupon Right	Note	Shares	Closing price	% change	Previous closing price/date		Open price	Price min	Price max	Last price	Avg price	Last Bid [7]	Last Ask [7]	P/E after tax	Year	Volume	Trades	Transactions Value[8]	Company Mkt Value (thou. €)	Year low	Year high	Sector[4]
--	------------------	---------------	--	--	-------------------------------------	--	-----------------	------	--------	------------------	----------	--------------------------------	--	---------------	--------------	--------------	---------------	--------------	-----------------	--------------	------------------	------	--------	--------	--------------------------	--------------------------------	----------	--------------	---------------

Suspension Status

5,867,311	0.300	---	---	---	11/08/2010	28/04/2017	5243	DIONIC (CR)		0.11	---	0.11	30/06/2020	---	---	---	---	---	---	---	---	---	---	---	---	645.40	0.11	0.11	50205010
66,948,210	0.300	---	---	---	22/09/2015	22/09/2015	5179	FOLLI FOLLIE (CR)		4.8	---	4.8	24/05/2018	---	---	---	---	---	---	---	---	---	---	---	---	321,351.41	4.8	4.8	40401030
12,417,000	0.310	---	---	---	27/08/2019	28/08/2017	5233	MLS MULTIMEDIA SA (CR)		0.57	---	0.57	12/05/2020	---	---	---	---	---	---	---	---	---	---	---	---	7,077.69	0.57	0.57	10101015
33,301,715	0.320	---	---	---	27/06/2003	08/07/2009	5241	AEGEK (CR)		0.035	---	0.035	25/06/2020	---	---	---	---	---	---	---	---	---	---	---	---	1,165.56	0.035	0.035	50101010
4,737,503	0.320	---	---	---	22/06/2005	22/09/2015	5115	VARANGIS AVEPE S.A. (CR)		0.11	---	0.11	02/03/2022	---	---	---	---	---	---	---	---	---	---	---	---	521.13	0.11	0.11	40202015
7,085,888	1.59	---	---	---	02/07/1996	06/09/2010	5216	ELVIEMEK (CR)		2.6	---	2.6	30/09/2019	---	---	---	---	---	---	---	---	---	---	---	---	18,423.31	2.6	2.6	35101010
7,125,216	0.650	---	---	---	01/07/2005	14/12/1999	4955	KRE.KA SA (CR)		0.28	---	0.28	06/04/2023	---	---	---	---	---	---	---	---	---	---	---	---	1,995.06	0.17	0.43	45102010
25,179,640	0.600	---	---	---	08/08/1994	19/09/2000	5191	PALAIOI OINOI NAOUSIS (CR)		0.026	---	0.026	01/10/2018	---	---	---	---	---	---	---	---	---	---	---	---	742.45	0.026	0.026	45101015
1,540,000	0.600	---	---	---	08/08/1994	19/09/2000	5192	PALAIOI OINOI NAOUSIS (PR)		0.057	---	0.057	01/10/2018	---	---	---	---	---	---	---	---	---	---	---	---	742.45	0.057	0.057	45101015

Shares' Notes

Code	Note text
()	- Adjusted dividends.
*	- Last adjusted closing price.
[1]	- Net dividends.
[2]	- The "Date of Last Coupon" for New listings refers to the date company's stocks started to trade in Athex
[3]	- The Company Market Value is referred to the number of outstanding shares
[4]	- Sectors codification can be found in Appendix A
[5]	- The Market Value refers to the total number of shares listed (including their several classes) in the exchange by the company.
[6]	- P/E greater than 100
[7]	- Last view of the Order Book before the end of the trading session
[8]	- All Blocks Methods' Transactions Value are included.
4750	- Transfer to the Under Surveillance Category from 8/4/2011.
4955	- Transfer to the Surveillance Category as from 5/4/2013.
4957	- Transfer to the Surveillance Category as from 5/4/2013.
4958	- Transfer to the Surveillance Category as from 5/4/2013.
4959	- Transfer to the Surveillance Category as from 5/4/2013.
5093	- Transfer to the Surveillance Category as of 8/4/2015.
5115	- Transfer to the Surveillance Category as of 15/04/2016.
5141	- Transfer to the Surveillance Category as of 10/05/2017.
5160	- Transfer to the Surveillance Category as of 15/04/2016.
5162	- Transfer to the Under Supervision Category as of 21/12/2009.
5165	- Transfer to the Surveillance Category as of 15/02/2018.
5179	- Suspension of trading as of 25/05/2018.
5191	- Suspension of trading as of 02/10/2018.
5192	- Suspension of trading as of 02/10/2018.
5193	- Transfer to the Surveillance Category as of 25/10/2018.
5194	- Transfer to the Surveillance Category as of 25/10/2018.
5197	- Transfer to the Surveillance Category as of 07/11/2018.
5216	- Suspension of trading as of 01/10/2019.
5232	- Transfer to the Under Surveillance Category from 08/04/2011.
5233	- Suspension of trading as of 13/05/2020.
5241	- Suspension of trading as of 26/06/2020.
5243	- Suspension of trading as of 01/07/2020.
5248	- Transfer to the Surveillance Category as of 06/09/20116.
5253	- Transfer to the Surveillance Category as of 14/5/2021.
5266	- Suspension of trading as of 04/05/2022.
5275	- Transfer to the Surveillance Category as of 09/07/2020.

Securities Blocks Details

Securities	Block Volume	Price	Block Trade Value	Time of approval	Note
MOTOR OIL (CR)	12,000	24.00	288,000.00	11:32:17	20
OPAP (CR)	135,000	15.37	2,074,950.00	11:40:49	20
JUMBO SA (CR)	10,000	20.70	207,000.00	11:52:17	20
EUROBANK HOLDINGS (CR)	2,500,000	1.27	3,175,000.00	12:12:39	20
PIRAEUS FINANCIAL HOLD (CR)	850,000	2.20	1,871,700.00	14:51:57	20
OTE (CR)	43,174	14.01	604,867.74	15:44:58	20
PPC (CR)	187,395	8.15	1,527,269.25	17:15:32	20
JUMBO SA (CR)	35,797	21.00	751,737.00	17:16:05	20

Blocks Notes

- 9 - Method 6-1 / Special Fees
- 10 - Method 6-1 / Special Fees, SDS
- 14 - Method 6-3 / Settlement, Incomplete Buy and Sell
- 18 - Method 6-2 / SPOT 1
- 19 - Method 6-2 / SPOT 2
- 20 - Method 6-1 and Method 6-1 Same Day Settlement
- 21 - Other Pre-agreed

Shares Rights Details

Occured date	Exercise from	Exercise until	Trading until	Rights	Price min	Price max	Closing price	Last Bid	Last Ask	Volume	Trades	Transactions Value
27/03/2023	30/03/2023	24/04/2023	19/04/2023	ATTICA BANK S.A. (CR)	0.080	0.390	0.343	---	---	6,326	49	1,807.24

Forced Sales Details

Securities	Category of Security	Transactions Volume	Number of Trades	Transactions Value	Note
No Forced Transactions.					

Forced Sales Notes

- 1 - Compulsory Public Forced Sales
- 2 - Forced Sales of Fixed Registered Shares
- 3 - Forced Sales of Remaining Fractional Shares

Exchange Traded Funds (ETFs) Characteristics

	Transactions Date (T)	Creation / Redemption	Units (T-1)	New Units (T-1)	Redemption Units (T-1)	Units (T) [1]	Fund Assets [2]	Net Unit Price	Dividend per Unit	Dividend Date
ALPHA ETF FTSE Athex Large Cap	13/04/2023	5,000	906,928	---	---	906,928	24,225,360.00	26.7114	0.52	01/07/2022

ETFs Notes

[1] - Units (T) = Units (T-1) + New Units (T-1) - Redemption Units (T-1)

[2] - The Creation / Redemption Units of T-1 are included.

Non Convertible Corporate Bonds - Regulated Market

Num Listed Bonds	Nominal price	Issue price	Today's Rate	Exp. Date	Duration (years)	Note	Coupon		Trading Unit	Corporate Bonds	Accrued Int.	Yield.T.Mat	Price min	Price max	Closing price	Previous closing price/date	Volume	Transactions Value	Last order		ear min	Year max		
							Common	Preffered											Price	Buy / Sell			Date	
100,000	1,000.00	1,000.00	2.95	11/02/2027	5	---	3	---	1	SAFE BULKERS PARTICIPATIONS PLC (Non Convertible)	5.3264	5.2600	---	---	---	91.9500	12/04/2023	---	---	91.0000	B	13/04/2023	89.9269	96.3000
320,000	1,000.00	1,000.00	3.40	21/07/2027	7	---	6	---	1	LAMDA DEVELOPMENT S.A. (Non Convertible)	8.1222	4.6270	93.9999	94.0999	94.0009	94.0000	12/04/2023	209,000	198,159.50	92.7000	B	13/04/2023	91.6000	95.5000
200,000	1,000.00	1,000.00	2.10	27/10/2027	7	---	5	---	1	O.P.A.P. S.A. (Non Convertible)	10.1500	3.8100	92.5200	92.5200	92.5200	92.5200	12/04/2023	1,000	935.35	92.5400	B	13/04/2023	92.3100	95.4000
200,000	1,000.00	1,000.00	1.90	23/03/2028	7	---	5	---	1	MOTOR OIL CORINTH REFINERIES SA (Non Convertible)	1.4250	4.5610	88.4000	88.4000	88.4000	88.6000	12/04/2023	1,000	885.43	88.4000	B	13/04/2023	87.5500	90.5000
100,000	1,000.00	1,000.00	2.70	25/05/2026	5	---	4	---	1	COSTAMARE PARTICIPATIONS PLC (Non Convertible)	10.8750	3.5720	97.0000	97.0000	97.0000	97.0000	12/04/2023	1,000	980.88	95.0000	B	13/04/2023	92.1400	97.0000
300,000	1,000.00	1,000.00	2.30	20/07/2028	7	---	4	---	1	PRODEA REIC S.A.(Non Convertible)	5.6861	5.9940	83.9000	84.2000	84.0625	83.9910	12/04/2023	8,000	6,770.49	83.9100	B	13/04/2023	82.0100	85.8000
150,000	1,000.00	1,000.00	2.65	22/10/2026	5	---	3	---	1	CPLP SHIPPING HOLDINGS PLC (Non Convertible)	13.0292	4.2500	94.4000	95.0000	94.5091	95.6000	12/04/2023	22,000	21,078.64	94.5000	B	13/04/2023	92.5500	96.0000
250,000	1,000.00	1,000.00	2.45	16/11/2028	7	---	3	---	1	ELVALHALCOR S.A. (Non Convertible)	10.4806	5.0130	87.9000	88.9000	87.9000	87.9330	12/04/2023	43,000	38,326.66	87.5000	B	13/04/2023	85.6375	91.0000
500,000	1,000.00	1,000.00	2.75	03/07/2027	7	---	6	---	1	GEK TERNA S.A. (Non Convertible)	8.0972	5.4290	89.1999	89.2500	89.2278	88.8890	12/04/2023	18,000	16,206.75	88.7000	B	13/04/2023	86.8000	91.0000
300,000	1,000.00	1,000.00	2.30	14/12/2028	7	---	3	---	1	GEK TERNA S.A. (Non Convertible)	8.0500	5.5430	85.1000	85.1000	85.1000	85.2350	12/04/2023	1,000	859.05	84.1510	B	13/04/2023	82.1339	87.4500
175,000	1,000.00	1,000.00	3.40	26/07/2024	5	---	8	---	1	ATTICA HOLDINGS S.A. (Non Convertible)	7.8389	4.7810	---	---	---	97.5500	12/04/2023	---	---	97.4001	B	13/04/2023	96.6179	98.5000
230,000	1,000.00	1,000.00	4.70	12/07/2029	7	---	2	---	1	LAMDA DEVELOPMENT S.A. (Non convertible)	12.6639	4.6370	99.2000	99.5900	99.4945	99.6020	12/04/2023	33,000	33,237.70	99.0000	B	13/04/2023	98.0000	101.0000
100,000	1,000.00	1,000.00	4.40	26/07/2029	7	---	2	---	1	CPLP SHIPPING HOLDINGS PLC (Non Convertible)	10.1444	4.2900	99.8000	100.0000	99.8667	100.0000	12/04/2023	3,000	3,026.43	99.8000	B	13/04/2023	97.2369	100.8000
200,000	1,000.00	1,000.00	3.60	12/03/2026	7	---	9	---	1	AEGEAN AIRLINES S.A. (Non Convertible)	3.7000	3.9210	97.5999	97.5999	97.5999	96.6310	12/04/2023	1,000	979.70	96.6533	B	13/04/2023	95.6301	98.6000
150,000	1,000.00	1,000.00	2.60	22/10/2026	7	---	7	---	1	TERNA ENERGY FINANCE S.A. (Non Convertible)	12.7833	3.9450	---	---	---	94.6500	12/04/2023	---	---	93.0420	B	13/04/2023	92.5000	95.7400
100,000	1,000.00	1,000.00	2.80	25/01/2027	5	---	3	---	1	PREMIA S.A. (Non Convertible)	6.5333	5.6130	90.5000	90.5000	90.5000	90.0300	11/04/2023	4,000	3,646.13	89.0000	B	13/04/2023	87.6862	92.5100
120,000	1,000.00	1,000.00	3.95	04/04/2025	7	---	11	---	1	GEK TERNA S.A. (Non Convertible)	1.6458	3.8540	98.6000	99.0000	98.7333	99.0000	12/04/2023	6,000	5,933.88	98.5000	B	13/04/2023	97.5523	99.8000
90,000	1,000.00	1,000.00	3.00	11/05/2023	5	---	10	---	1	CORAL A.E. (Non Convertible)	13.2500	7.1060	---	---	---	99.6000	04/04/2023	---	---	99.2000	B	13/04/2023	98.8101	100.2000

Corporate Bonds Notes

Transactions Volume = (Pieces) * (Nominal Price). Transactions Value = (Pieces) * (Nominal Price) * (price %) + (Accrued interest).
The price of a Bond is stated as a percentage (%) of Bond's Nominal Price.
Nominal Price in Euros (€), except if it is noted differently.

Non Convertible Corporate Bonds - Regulated Market

Num Listed Bonds	Nominal price	Issue price	Today's Rate	Exp. Date	Duration (years)	Note	Coupon		Trading Unit	Corporate Bonds	Accrued Int.	Yield.T.Mat	Price min	Price max	Closing price	Previous closing price/date	Volume	Transactions Value	Last order		ear min	Year max		
							Common	Preffered											Price	Buy / Sell			Date	
20,148	1,000.00	1,000.00	4.95	26/06/2023	5	---	10	---	1	B&F COMM. & GARM. INDUS. S.A. (Non Convertible)	15.5375	1.8900	---	---	---	100.5330	04/04/2023	---	---	99.9000	B	13/04/2023	99.0571	100.6899
120,000	1,000.00	1,000.00	2.65	06/12/2028	7	---	3	---	1	NOVAL PROPERTY REIC (Non Convertible)	9.8639	5.3270	87.0000	87.9997	87.3950	87.4600	12/04/2023	52,000	46,123.46	87.0000	B	13/04/2023	84.3700	90.8700

Corporate Bonds Notes

Transactions Volume = (Pieces) * (Nominal Price). Transactions Value = (Pieces) * (Nominal Price) * (price %) + (Accrued interest).
The price of a Bond is stated as a percentage (%) of Bond's Nominal Price.
Nominal Price in Euros (€), except if it is noted differently.

Government Bonds

Number Listed Bonds	Nominal price	Today's Rate	Accrued Interest Calc	Exp. Date [1]	Duration (years)	Note	Coupons Date	Curr. coupon value	Trading Unit	Government Bonds	Price min	Price max	Closing price	Previous closing price/date	Volume	Transactions Value	Price	Last order Buy / Sell	Date
4,500,000	1,000.00	1.88	Actual/Actual	04/02/2035	15	---	04/02	1.88	1	GGB-FXD-040235-15Y-1.875-1.000	---	---	---	---	---	---	---	---	---
2,500,000	1,000.00	3.45	Actual/Actual	02/04/2024	5	---	02/04	3.45	1	GGB-FXD-020424-05Y-3.450-1.000	---	---	---	---	---	---	---	---	---
6,000,000	1,000.00	0.75	Actual/Actual	18/06/2031	10	---	18/06	0.75	1	GGB-FXD-180631-10Y-0.750-1.000	---	---	---	---	---	---	---	---	---
2,500,000	1,000.00	3.88	Actual/Actual	15/06/2028	5	---	15/06	3.88	1	GGB-FXD-150628-05Y-3.875-1.000	---	---	---	---	---	---	---	---	---
5,962,747,327	1.00	3.75	Actual/Actual	30/01/2028	10	---	/02 - 01/02 - 31/	3.75	1	GGB-FXD-300128-10Y-3.750-1.00	---	---	---	85.4610 13/07/2018	---	---	1.0000	B	28/11/2018
7,067,309,386	1.00	3.90	Actual/Actual	30/01/2033	15	---	/02 - 01/02 - 31/	3.90	1	GGB-FXD-300133-15Y-3.900-1.00	---	---	---	78.6730 13/07/2018	---	---	1.0000	B	28/11/2018
5,472,848,349	1.00	4.00	Actual/Actual	30/01/2037	19	---	/02 - 01/02 - 31/	4.00	1	GGB-FXD-300137-19Y-4.000-1.00	---	---	---	77.0370 13/07/2018	---	---	1.0000	B	28/11/2018
5,276,770,669	1.00	4.20	Actual/Actual	30/01/2042	24	---	/02 - 01/02 - 31/	4.20	1	GGB-FXD-300142-24Y-4.200-1.00	---	---	---	77.7640 13/07/2018	---	---	1.0000	B	28/11/2018
48,794,718	1.00	4.30	Actual/Actual	24/02/2024	12	---	24/02	4.30	1	GGB-FXD-240224-12Y-2.000-1.00	---	---	---	10.0000 22/06/2015	---	---	---	---	---
40,248,141	1.00	4.30	Actual/Actual	24/02/2025	13	---	24/02	4.30	1	GGB-FXD-240225-13Y-2.000-1.00	---	---	---	10.0000 22/06/2015	---	---	---	---	---
59,586,043	1.00	4.30	Actual/Actual	24/02/2026	14	---	24/02	4.30	1	GGB-FXD-240226-14Y-2.000-1.00	---	---	---	10.0000 22/06/2015	---	---	---	---	---
41,118,344	1.00	4.30	Actual/Actual	24/02/2027	15	---	24/02	4.30	1	GGB-FXD-240227-15Y-2.000-1.00	---	---	---	10.0000 22/06/2015	---	---	---	---	---
45,137,734	1.00	4.30	Actual/Actual	24/02/2028	16	---	24/02	4.30	1	GGB-FXD-240228-16Y-2.000-1.00	---	---	---	10.0000 22/06/2015	---	---	---	---	---
61,768,888	1.00	4.30	Actual/Actual	24/02/2029	17	---	24/02	4.30	1	GGB-FXD-240229-17Y-2.000-1.00	---	---	---	10.0000 22/06/2015	---	---	---	---	---
54,567,744	1.00	4.30	Actual/Actual	24/02/2030	18	---	24/02	4.30	1	GGB-FXD-240230-18Y-2.000-1.00	---	---	---	10.0000 22/06/2015	---	---	---	---	---
37,541,515	1.00	4.30	Actual/Actual	24/02/2031	19	---	24/02	4.30	1	GGB-FXD-240231-19Y-2.000-1.00	---	---	---	10.0000 22/06/2015	---	---	---	---	---
37,558,317	1.00	4.30	Actual/Actual	24/02/2032	20	---	24/02	4.30	1	GGB-FXD-240232-20Y-2.000-1.00	---	---	---	10.0000 22/06/2015	---	---	---	---	---
37,473,732	1.00	4.30	Actual/Actual	24/02/2033	21	---	24/02	4.30	1	GGB-FXD-240233-21Y-2.000-1.00	---	---	---	10.0000 22/06/2015	---	---	---	---	---
33,888,293	1.00	4.30	Actual/Actual	24/02/2034	22	---	24/02	4.30	1	GGB-FXD-240234-22Y-2.000-1.00	---	---	---	10.0000 22/06/2015	---	---	---	---	---
35,177,800	1.00	4.30	Actual/Actual	24/02/2035	23	---	24/02	4.30	1	GGB-FXD-240235-23Y-2.000-1.00	---	---	---	10.0000 22/06/2015	---	---	---	---	---
35,547,268	1.00	4.30	Actual/Actual	24/02/2036	24	---	24/02	4.30	1	GGB-FXD-240236-24Y-2.000-1.00	---	---	---	10.0000 22/06/2015	---	---	---	---	---
40,246,306	1.00	4.30	Actual/Actual	24/02/2037	25	---	24/02	4.30	1	GGB-FXD-240237-25Y-2.000-1.00	---	---	---	10.0000 22/06/2015	---	---	---	---	---
37,643,952	1.00	4.30	Actual/Actual	24/02/2038	26	---	24/02	4.30	1	GGB-FXD-240238-26Y-2.000-1.00	---	---	---	10.0000 22/06/2015	---	---	---	---	---
36,977,100	1.00	4.30	Actual/Actual	24/02/2039	27	---	24/02	4.30	1	GGB-FXD-240239-27Y-2.000-1.00	---	---	---	10.0000 22/06/2015	---	---	---	---	---
41,615,000	1.00	4.30	Actual/Actual	24/02/2040	28	---	24/02	4.30	1	GGB-FXD-240240-28Y-2.000-1.00	---	---	---	10.0000 22/06/2015	---	---	---	---	---
42,227,208	1.00	4.30	Actual/Actual	24/02/2041	29	---	24/02	4.30	1	GGB-FXD-240241-29Y-2.000-1.00	---	---	---	10.0000 22/06/2015	---	---	---	---	---
68,288,487	1.00	4.30	Actual/Actual	24/02/2042	30	---	24/02	4.30	1	GGB-FXD-240242-30Y-2.000-1.00	---	---	---	10.0000 22/06/2015	---	---	---	---	---
4,000,000	1,000.00	3.88	Actual/Actual	12/03/2029	10	---	12/03	3.88	1	GGB-FXD-120329-10Y-3.875-1.000	---	---	---	---	---	---	100.0000	B	15/10/2019
4,500,000	1,000.00	0.00	Actual/Actual	12/02/2026	5	---	12/02	0.00	1	GGB-FXD-120226-05Y-0.000-1.000	---	---	---	---	---	---	---	---	---
3,000,000	1,000.00	3.38	Actual/Actual	15/02/2025	7	---	15/02	3.38	1	GGB-FXD-150225-07Y-3.375-1.000	---	---	---	---	---	---	---	---	---
964,000	1,000.00	3.25	Actual/Actual	20/03/2025	6	---	20/03	3.25	1	GGB-FXD-200325-06Y-3.250-1.000	---	---	---	---	---	---	---	---	---
2,100,000	1,000.00	3.55	Actual/Actual	20/03/2026	7	---	20/03	3.55	1	GGB-FXD-200326-07Y-3.550-1.000	---	---	---	---	---	---	---	---	---
40,000	1,000.00	2.18	FLR Actual/360	16/09/2023	1	---	16/03 - 16/09	---	1	GGB-FLT-160923-01Y-2.178-1.000	---	---	---	---	---	---	---	---	---
5,500,000	1,000.00	1.50	Actual/Actual	18/06/2030	10	---	18/06	1.50	1	GGB-FXD-180630-10Y-1.500-1.000	---	---	---	---	---	---	---	---	---

Government Bonds Notes

Transactions Volume = (Pieces) * (Nominal Price). Transactions Value = (Pieces) * (Nominal Price) * (price %) + (Accrued interest).
The Value of current coupon for the issues with NV 0.01 euro refers to NV 100 euros
FLR: Floating Interest Rate.
[1] - The Expiration Date of the interest bearing period and the Date for coupon payment.

Government Bonds

Number Listed Bonds	Nominal price	Today's Rate	Accrued Interest Calc	Exp. Date [1]	Duration (years)	Note	Coupons Date	Curr. coupon value	Trading Unit	Government Bonds	Price min	Price max	Closing price	Previous closing price/date	Volume	Transactions Value	Price	Last order Buy / Sell	Date
5,364,250	1,000.00	3.25	Actual/Actual	20/03/2050	30	---	20/03	3.25	1	GGB-FXD-200350-30Y-3.250-1.000	---	---	---	---	---	---	---	---	---
3,924,361	1,000.00	2.00	Actual/Actual	22/04/2027	7	---	22/04	2.00	1	GGB-FXD-220427-07Y-2.000-1.000	---	---	---	---	---	---	99.9000	B	22/04/2020
2,500,000	1,000.00	1.88	Actual/Actual	23/07/2026	7	---	23/07	1.88	1	GGB-FXD-230726-07Y-1.875-1.000	---	---	---	---	---	---	---	---	---
3,500,000	1,000.00	4.25	Actual/Actual	15/06/2033	10	---	15/06	4.25	1	GGB-FXD-150633-10Y-4.250-1.000	---	---	---	---	---	---	---	---	---
3,500,000	1,000.00	1.88	Actual/Actual	24/01/2052	30	---	24/01	1.88	1	GGB-FXD-240152-30Y-1.875-1.000	---	---	---	---	---	---	---	---	---
3,700,000	1,000.00	1.75	Actual/Actual	18/06/2032	10	---	18/06	1.75	1	GGB-FXD-180632-10Y-1.750-1.000	---	---	---	---	---	---	---	---	---
2,200,000	1,000.00	1.13	FLR Actual/360	15/12/2027	5	---	- 15/12 - 15/03 -	---	1	GGB-FLT-151227-05Y-1.130-1.000	---	---	---	---	---	---	102.1600	B	30/12/2022

Government Bonds Notes

Transactions Volume = (Pieces) * (Nominal Price). Transactions Value = (Pieces) * (Nominal Price) * (price %) + (Accrued interest).

The Value of current coupon for the issues with NV 0.01 euro refers to NV 100 euros

FLR: Floating Interest Rate.

[1] - The Expiration Date of the interest bearing period and the Date for coupon payment.

Treasury Bills & Zero Coupon Government Bonds

	13-Week Maturity								26-Week Maturity								52-Week Maturity										
Issue Date	Exp. Date	Initial Rate	Num Listed Bonds	Nominal price	Issue price	Last Trade Price	Last Trade Date	Volume Traded	Note	Exp. Date	Initial Rate	Num Listed Bonds	Nominal price	Issue price	Last Trade Price	Last Trade Date	Volume Traded	Note	Exp. Date	Initial Rate	Num Listed Bonds	Nominal price	Issue price	Last Trade Price	Last Trade Date	Volume Traded	Note
10/06/2022	---	---	---	---	---	---	---	---	---	---	---	---	---	---	---	---	---	---	09/06/2023	0.83	1,600,000	1,000.00	991.68	---	---	---	---
09/09/2022	---	---	---	---	---	---	---	---	---	---	---	---	---	---	---	---	---	---	08/09/2023	1.97	1,000,000	1,000.00	980.47	---	---	---	---
09/12/2022	---	---	---	---	---	---	---	---	---	---	---	---	---	---	---	---	---	---	08/12/2023	2.73	600,000	1,000.00	973.10	---	---	---	---
10/03/2023	---	---	---	---	---	---	---	---	---	---	---	---	---	---	---	---	---	---	08/03/2024	3.75	1,000,000	1,000.00	963.46	---	---	---	---

Bonds in Circulation	Currency / Min nominal traded Value	Coupons Payment Date	Current Coupon Value	Note	Coupon	Trading Unit	Issue Date	Duration (years)	Today's Interest	A.I.C in days	Bonds	Last price of previous days		Last Outcry in Cash (euro)			Trades in	Life	Life
													Price	Buy / Sell	Date	Pieces	min	Max	
Corporate Bonds in Foreign Currency and Euro																			
103,746	GBP / 10	01/12	0.25	---	64	1	01/12/1930	98	2.5	360	National Mortgage Bank	2.27	05/02/1996	2.27	S	05/02/1996	---	2.27	2.27
0	GBP / 10	01/12	0.25	---	66	1	01/12/1928	100	2.5	360	National Mortgage Bank	---	---	---	---	---	---	---	---

Government Bonds Notes

A.I.C: Accrued Interest Calculation base.
FLR: Floating Interest Rate.
The minimum tradeable Nominal Value for all Demeterialised Government Titles is 100 Euros.
(μτφρ-0)

Athex & ATHEXClear Members List

Member Name			Stock Market			Derivatives Market		ATHEXClear Member	
Address	Phone	Fax	Market Member	Remote Member	Market Maker	Proprietary	Market Maker	General Clearing	Direct Clearing
A. SARRIS SECURITIES S.A.			a						
6, ΔΡΑΓΑΤΣΑΝΙΟΥ 6 ATHINA	2103367700								
AEONIC SECURITIES C.I.F. P.L.C.			a						
, ΛΑΪΟΥ 6, ΓΡ. 301B, ANNA COURT	35725337600								
ALPHA BANK S.A.								a	
, ΣΤΑΔΙΟΥ 40 ATHINA	2103260000								
ALPHA FINANCE INVESTMENT SERVICES SINGLE MEMBER SA			a		a	a	a		a
5, ΠΑΝΕΠΙΣΤΗΜΙΟΥ 45 ATHINA	2103677400								
ARGUS STOCKBROKERS LTD			a	a		a			
25 , 25 ΛΕΩΦΟΡΟΣ ΔΗΜΟΣΘΕΝΗ ΣΕΒΕΡΗ	0035722717000								
ATLANTIC SECURITIES LTD			a	a					
37, ΠΡΟΔΡΟΜΟΥ 37	0035722445400								
AXON SECURITIES S.A.			a			a			
48, ΣΤΑΔΙΟΥ 48 ATHINA	2103363800								
BETA SECURITIES S.A.			a		a	a			a
29 , Λ.ΑΛΕΞΑΝΔΡΑΣ 29 ATHINA	2106478930								
BNP PARIBAS S.A.								a	
, ΛΑΜΨΑΚΟΥ 2 ATHINA	2107468525								
BOFA SECURITIES EUROPE SA			a	a					
, 112 AVENUE KL?BER 75116	+33 153655555								
CAPITAL SECURITIES S.A.			a			a			
58, ΜΗΤΡΟΠΟΛΕΩΣ 58 ATHINA	2103369700								
CITIGROUP GLOBAL MARKETS EUROPE AG			a	a					
16, REUTERWEG 16	+49 691366-0								
CITIGROUP GLOBAL MARKETS LIMITED			a						
1, 33 CANADA SQUARE -CANARY WHARF	+44 02079864000								
CREDIT SUISSE BANK (EUROPE), S.A.			a	a					
, CALLE AYALA 42, 3A PLANTA-B MADRID	+34917916000								
CREDIT SUISSE SECURITIES (EUROPE) LIMITED			a						
1 , ONE CABOT SQUARE LONDON	+44 2078888888								
CYCLOS SECURITIES S.A.			a			a			
39, ΧΑΡΙΛΑΟΥ ΤΡΙΚΟΥΠΗ 6-8-10 ATHINA	2103364300								
DEUTSCHE BANK S.A.				a					
1 , GREAT WINCHESTER STREET LONDON	+44 20 754 54209	00441133361437							
EUROBANK EQUITIES INVESTMENT FIRM SINGLE MEMBER SA			a		a	a	a		a
, ΦΙΛΕΛΛΗΝΩΝ 10 & ΞΕΝΟΦΩΝΤΟΣ 13 ATHINA	2103720425								
EUROBANK S.A.								a	
, ΟΘΩΝΟΣ 8 ATHINA	2103337000								
EUROCORP INVESTMENT SERVICES S.A.			a			a			a
14, ΠΛ.ΦΙΛΙΚΗΣ ΕΤΑΙΡΕΙΑΣ 14 ATHINA	2107263600								
EUOTRUST INVESTMENT FIRM SA			a						
113, ΣΕΒΑΣΤΟΥΠΟΛΕΩΣ 113 ATHINA	2103363100								
EUROXX SECURITIES S.A.			a		a	a	a		a
7, ΠΑΛΑΙΟΛΟΓΟΥ CHALANDRI	(210)-6879400	(210)-6879401							
7, PALEOLOGOU CHALANDRI	+30 2106879400	210-6879401							
G. A. PERVANAS SECURITIES- INVESTMENT SERVICES S.A.			a						
7-9, ΣΟΦΟΚΛΕΟΥΣ 7-9 ATHINA	2103727200								
GLOBAL CAPITAL SECURITIES & FINANCIAL SERVICES LTD			a	a					
50, Λ.ΑΡΧΙΕΠΙΣΚΟΠΟΥ ΜΑΚΑΡΙΟΥ Γ50	0035722710710								
Greenpost Trading Europe LTD				a					
, KIMONOS 3, ACROPOLIS MANSIONS, 2ND FLOOR, FLAT/OFFICE 202									
HELLENIC AMERICAN SECURITIES S.A.			a		a	a			a
27, ΑΝΔΡΕΑ ΠΑΠΑΝΔΡΕΟΥ 27 MAROUSI	2103311100								
HELLENIC BANK (INVESTMENTS) LTD				a					
, AVE.KYRIAKOU MATSI 31 - PO BOX 24747 NICOSIA	+357 22500100	357 22500110							
HSBC CONTINENTAL EUROPE								a	
109-111, Λ.ΜΕΣΟΓΕΙΩΝ 109-111	2106960000								
INDEX SECURITIES S.A.			a						
6, ΔΡΑΓΑΤΣΑΝΙΟΥ 6 ATHINA	2103213920								
J. CHR. MAVRIKIS SECURITIES S.A.			a						
5, ΣΟΦΟΚΛΕΟΥΣ 5 ATHINA	2103216730								
KAPPA SECURITIES S.A.			a			a			
15, ΒΑΛΑΩΡΙΤΟΥ 15 ATHINA	2103678600								

Athex & ATHEXClear Members List

Member Name			Stock Market			Derivatives Market		ATHEXClear Member	
Address	Phone	Fax	Market Member	Remote Member	Market Maker	Proprietary	Market Maker	General Clearing	Direct Clearing
KARAMANOF SECURITIES & INVESTMENT SERVICES S.A.			a						
2, ΠΛΑΓ.ΘΕΟΔΩΡΩΝ 2 ATHINA	2103212947								
LAIKI FINANCIAL SERVICES LTD				a					
26, AVE. VYRONOS NICOSIA	357 22367367	357 22718567							
LEON DEPOLAS SECURITIES S.A.			a		a	a			
1, ΧΡΗΣΤΟΥ ΛΑΔΑ 1 ATHINA	2103213276 -28								
MEGA EQUITY SECURITIES & FINANCIAL SERVICES PUBLIC LTD			a	a		a			
42-44, ΛΕΩΦ.ΓΡΙΒΑ ΔΙΓΓΕΝΗ 42-44	0035722711711								
MERIT SECURITIES S.A			a		a	a			a
5, ΣΟΦΟΚΛΕΟΥΣ 5 ATHINA	2103671880								
MERRILL LYNCH INTERNATIONAL			a						
2 , 2 KING EDWARD STREET LONDON	+44 20276281000								
N. CHRYSOCHOIDIS SECURITIES S.A.			a			a			a
7-9, ΣΟΦΟΚΛΕΟΥΣ 7-9 ATHINA	2103213913								
NATIONAL BANK OF GREECE S.A.			a			a		a	
86, ΑΙΟΛΟΥ STR. ATHINA	(210)-3341000	(210)-3228187							
68, ΑΚΑΔΙΜΙΑΣ STR. ATHINA	(210)-3328817	(210)-3328678							
NATIONAL SECURITIES SINGLE MEMBER SA			a		a	a	a		
66, ΛΕΩΦΟΡΟΣ ΑΘΗΝΩΝ 128-132 & ΙΦΙΓΕΝΙΑΣ ATHINA	2103328784								
NUNTIUS BROKERAGE AND INVESTMENT SERVICES S.A			a						
6, ΔΡΑΓΑΤΣΑΝΙΟΥ 6 ATHINA	2103350599								
ONE PLUS CAPITAL LIMITED			a	a					
, 75 PRODROMOU AVENUE NICOSIA 1307	35722873760								
OPTIMA BANK S.A.			a		a	a	a	a	
32 , ΑΙΓΙΑΛΕΙΑΣ 32 & ΠΑΡΑΔΕΙΣΟΥ MAROUSI	2108173663								
PANTELAKIS SECURITIES S.A.			a		a	a	a		
57, ΕΘΝΙΚΗΣ ΑΝΤΙΣΤΑΣΕΩΣ 57, ΚΤΙΠΙΟ Β CHALANDRI	2106965000								
PEGASUS SECURITIES S.A			a			a			
17 , ΒΑΛΑΩΡΙΤΟΥ 17 & ΑΜΕΡΙΚΗΣ ATHINA	2103670700								
PIRAEUS BANK S.A.			a			a		a	
, ΑΜΕΡΙΚΗΣ 4 ATHINA	2103335000								
PIRAEUS SECURITIES S. A.			a		a	a	a		a
10, ΣΤΑΔΙΟΥ 10 ATHINA	2103354100								
PROCHOICE SECURITIES LTD			a	a					
57, ΛΕΩΦ.ΣΠΥΡΟΥ ΚΥΠΡΙΑΝΟΥ 57, ΑΚΙΝΗΤΑ Φ	035724661192								
SHARELINK SECURITIES & FINANCIAL SERVICES LTD			a			a			
6 , HOUSE-ΘΕΟΤΟΚΗ 6 ΜΕΓΑΡΟ ΕΛΛΗΝΑ	+357 22554200								
SOCIETE GENERALE S.A.			a	a		a			
, 17 COURS VALMY, CEDEX	+157290504								
SOLIDUS SECURITIES S.A			a			a			a
64, ΛΟΥΙΖΗΣ ΠΙΑΝΚΟΥΡ 64 ATHINA	2106900600								
ST. EM. LAVRENTAKIS SECURITIES S.A.			a			a			
7-9, ΣΟΦΟΚΛΕΟΥΣ 7-9 ATHINA	2103213336								
THE CYPRUS INVESTMENT & & SECURITIES CORPORATION LTD			a	a					
154, ΑΓΙΟΥ ΠΡΟΚΟΠΙΟΥ & ΠΟΣΕΙΔΩΝΟΣ 1	0035722121700								
UBS EUROPE SE			a	a					
, OPERNTURM, BOCKENHEIMER LANDSTRASSE 2-4	496921790								
UBS LIMITED				a					
1 , FINSBURY AVENUE LONDON	+44 2075687135								

List of Stocks under Market Making operations

Securities	Stock Category
Market Maker	Start Market Making
MLS MULTIMEDIA SA (CR)	Suspension Status
PIRAEUS SECURITIES S. A.	01/08/2019
ALPHA ETF FTSE Athex Large Cap	Exchange Traded Funds (ETFs)
ALPHA FINANCE INVESTMENT SERVICES SINGLE MEMBER SA	02/01/1900
NATIONAL SECURITIES SINGLE MEMBER SA	02/01/1900
ADMIE (IPTO) HOLDING S.A. (CR)	Main Market
EUROBANK EQUITIES INVESTMENT FIRM SINGLE MEMBER SA	24/05/2021
HELLENIC AMERICAN SECURITIES S.A.	09/03/2020
PIRAEUS SECURITIES S. A.	29/06/2017
AEGEAN AIRLINES (CR)	Main Market
EUROBANK EQUITIES INVESTMENT FIRM SINGLE MEMBER SA	22/09/2020
ALPHA SERVICES HOLD (CR)	Main Market
ALPHA FINANCE INVESTMENT SERVICES SINGLE MEMBER SA	29/02/2016
EUROBANK EQUITIES INVESTMENT FIRM SINGLE MEMBER SA	22/10/2006
HELLENIC AMERICAN SECURITIES S.A.	25/07/2014
LEON DEPOLAS SECURITIES S.A.	04/01/2016
MERIT SECURITIES S.A	03/09/2012
NATIONAL SECURITIES SINGLE MEMBER SA	02/01/1900
PIRAEUS SECURITIES S. A.	28/05/2009
ALPHA TRUST (CR)	Main Market
EUROBANK EQUITIES INVESTMENT FIRM SINGLE MEMBER SA	06/02/2023
LEON DEPOLAS SECURITIES S.A.	04/01/2021
ANDROMEDA SA (CR)	Main Market
BETA SECURITIES S.A.	15/02/2021
OPTIMA BANK S.A.	03/04/2023
ATTICA BANK S.A. (CR)	Main Market
EUROXX SECURITIES S.A.	22/01/2016
PIRAEUS SECURITIES S. A.	20/09/2017
AUSTRIACARD (CB)	Main Market
BETA SECURITIES S.A.	23/03/2023
AUTOHELLAS SA (CR)	Main Market
ALPHA FINANCE INVESTMENT SERVICES SINGLE MEMBER SA	01/07/2019
EUROXX SECURITIES S.A.	02/07/2018
AVAX S.A. (CR)	Main Market
EUROBANK EQUITIES INVESTMENT FIRM SINGLE MEMBER SA	14/12/2015
PIRAEUS SECURITIES S. A.	01/02/2021
AVE (CR)	Main Market
EUROXX SECURITIES S.A.	05/06/2020
BRIQ PROPERTIES (CR)	Main Market
EUROBANK EQUITIES INVESTMENT FIRM SINGLE MEMBER SA	09/09/2019
LEON DEPOLAS SECURITIES S.A.	22/02/2021
CC HBC AG (CR)	Main Market
BETA SECURITIES S.A.	08/03/2021
NATIONAL SECURITIES SINGLE MEMBER SA	02/01/1900
PIRAEUS SECURITIES S. A.	04/05/2015
CENERGY HOLDINGS (CB)	Main Market
ALPHA FINANCE INVESTMENT SERVICES SINGLE MEMBER SA	02/01/2016
EUROBANK EQUITIES INVESTMENT FIRM SINGLE MEMBER SA	02/01/2016
OPTIMA BANK S.A.	14/03/2022
PANTELAKIS SECURITIES S.A.	27/12/2022
CNL CAPITAL (CR)	Main Market
MERIT SECURITIES S.A	01/10/2018
DIMAND (CR)	Main Market
ALPHA FINANCE INVESTMENT SERVICES SINGLE MEMBER SA	08/08/2022
EUROBANK EQUITIES INVESTMENT FIRM SINGLE MEMBER SA	08/08/2022
EKTER SA (CR)	Main Market
BETA SECURITIES S.A.	26/09/2022
EUROBANK EQUITIES INVESTMENT FIRM SINGLE MEMBER SA	16/10/2017
LEON DEPOLAS SECURITIES S.A.	21/05/2018
ELASTRON (CR)	Main Market
LEON DEPOLAS SECURITIES S.A.	20/02/2017
ELLAKTOR (CR)	Main Market
ALPHA FINANCE INVESTMENT SERVICES SINGLE MEMBER SA	18/03/2019
EUROBANK EQUITIES INVESTMENT FIRM SINGLE MEMBER SA	01/06/2012
EUROXX SECURITIES S.A.	24/09/2018
NATIONAL SECURITIES SINGLE MEMBER SA	02/01/1900
PIRAEUS SECURITIES S. A.	22/10/2018

List of Stocks under Market Making operations

Securities	Stock Category
Market Maker	Start Market Making
ELTON SA (CR)	Main Market
BETA SECURITIES S.A.	03/09/2012
EUROBANK EQUITIES INVESTMENT FIRM SINGLE MEMBER SA	28/11/2022
OPTIMA BANK S.A.	30/01/2023
ELVALHALCOR (CR)	Main Market
ALPHA FINANCE INVESTMENT SERVICES SINGLE MEMBER SA	07/05/2018
BETA SECURITIES S.A.	09/01/2023
EUROBANK EQUITIES INVESTMENT FIRM SINGLE MEMBER SA	07/05/2018
ENTERSOFT (CR)	Main Market
ALPHA FINANCE INVESTMENT SERVICES SINGLE MEMBER SA	23/03/2023
EUROBANK EQUITIES INVESTMENT FIRM SINGLE MEMBER SA	22/06/2020
EUROBANK HOLDINGS (CR)	Main Market
ALPHA FINANCE INVESTMENT SERVICES SINGLE MEMBER SA	09/01/2006
EUROBANK EQUITIES INVESTMENT FIRM SINGLE MEMBER SA	01/06/2012
HELLENIC AMERICAN SECURITIES S.A.	25/07/2014
LEON DEPOLAS SECURITIES S.A.	30/11/2018
MERIT SECURITIES S.A.	06/11/2017
NATIONAL SECURITIES SINGLE MEMBER SA	02/01/1900
PIRAEUS SECURITIES S. A.	28/09/2009
EUROCONSULTANTS S.A. (CR)	Main Market
OPTIMA BANK S.A.	01/02/2023
EYDAP S.A. (CR)	Main Market
ALPHA FINANCE INVESTMENT SERVICES SINGLE MEMBER SA	27/01/2020
EUROBANK EQUITIES INVESTMENT FIRM SINGLE MEMBER SA	10/06/2019
FOURLIS (CR)	Main Market
EUROBANK EQUITIES INVESTMENT FIRM SINGLE MEMBER SA	01/12/2016
PIRAEUS SECURITIES S. A.	06/03/2017
GEK TERNA (CR)	Main Market
BETA SECURITIES S.A.	08/03/2021
EUROBANK EQUITIES INVESTMENT FIRM SINGLE MEMBER SA	24/05/2021
PIRAEUS SECURITIES S. A.	29/08/2019
GR. SARANTIS S.A. (CR)	Main Market
BETA SECURITIES S.A.	14/05/2012
EUROBANK EQUITIES INVESTMENT FIRM SINGLE MEMBER SA	24/10/2016
HELLENIC EXCHANGES-A.S.E. (CR)	Main Market
HELLENIC AMERICAN SECURITIES S.A.	01/09/2014
NATIONAL SECURITIES SINGLE MEMBER SA	02/01/1900
PIRAEUS SECURITIES S. A.	04/05/2015
HELLENIQ ENERGY (CR)	Main Market
HELLENIC AMERICAN SECURITIES S.A.	14/09/2015
PIRAEUS SECURITIES S. A.	20/03/2017
IDEAL HOLDINGS (CR)	Main Market
EUROBANK EQUITIES INVESTMENT FIRM SINGLE MEMBER SA	07/06/2021
PIRAEUS SECURITIES S. A.	07/06/2021
INTERCONTINENTAL (CR)	Main Market
LEON DEPOLAS SECURITIES S.A.	03/06/2019
INTERLIFE G.C.I.(CR)	Main Market
BETA SECURITIES S.A.	24/10/2022
INTERWOOD-XYLEMPORIA (CR)	Main Market
EUROBANK EQUITIES INVESTMENT FIRM SINGLE MEMBER SA	05/07/2021
PANTELAKIS SECURITIES S.A.	01/07/2021
INTRAKAT (CR)	Main Market
BETA SECURITIES S.A.	04/10/2021
PANTELAKIS SECURITIES S.A.	10/10/2022
JUMBO SA (CR)	Main Market
BETA SECURITIES S.A.	01/02/2021
EUROBANK EQUITIES INVESTMENT FIRM SINGLE MEMBER SA	25/05/2020
MERIT SECURITIES S.A.	06/11/2017
PIRAEUS SECURITIES S. A.	06/03/2017
KLOUKINAS - LAPPAS SA (CR)	Main Market
OPTIMA BANK S.A.	02/01/2023
KRI-KRI S.A. (CR)	Main Market
EUROBANK EQUITIES INVESTMENT FIRM SINGLE MEMBER SA	07/05/2018
LEON DEPOLAS SECURITIES S.A.	16/01/2017
LAMDA DEVELOPMENT SA (CR)	Main Market
EUROBANK EQUITIES INVESTMENT FIRM SINGLE MEMBER SA	08/12/2014
PANTELAKIS SECURITIES S.A.	06/11/2017
PIRAEUS SECURITIES S. A.	29/06/2017

List of Stocks under Market Making operations

Securities	Stock Category
Market Maker	Start Market Making
LAMPSA HOTEL SA (CR)	Main Market
LEON DEPOLAS SECURITIES S.A.	16/01/2017
MIG (CR)	Main Market
EUROBANK EQUITIES INVESTMENT FIRM SINGLE MEMBER SA	23/03/2015
PIRAEUS SECURITIES S. A.	02/02/2009
MOTOR OIL (CR)	Main Market
BETA SECURITIES S.A.	08/03/2021
EUROBANK EQUITIES INVESTMENT FIRM SINGLE MEMBER SA	22/10/2006
LEON DEPOLAS SECURITIES S.A.	01/04/2019
MERIT SECURITIES S.A.	25/02/2019
NATIONAL SECURITIES SINGLE MEMBER SA	02/01/1900
PIRAEUS SECURITIES S. A.	04/05/2015
MPLE KEDROS (CR)	Main Market
MERIT SECURITIES S.A	30/09/2022
MYTILINEOS (CR)	Main Market
ALPHA FINANCE INVESTMENT SERVICES SINGLE MEMBER SA	15/04/2019
BETA SECURITIES S.A.	11/04/2022
EUROBANK EQUITIES INVESTMENT FIRM SINGLE MEMBER SA	20/09/2017
MERIT SECURITIES S.A	25/02/2019
NATIONAL SECURITIES SINGLE MEMBER SA	02/01/1900
PIRAEUS SECURITIES S. A.	04/05/2015
NATIONAL BANK (CR)	Main Market
ALPHA FINANCE INVESTMENT SERVICES SINGLE MEMBER SA	09/01/2006
EUROBANK EQUITIES INVESTMENT FIRM SINGLE MEMBER SA	22/10/2006
HELLENIC AMERICAN SECURITIES S.A.	25/07/2014
LEON DEPOLAS SECURITIES S.A.	20/05/2015
MERIT SECURITIES S.A	03/09/2012
NATIONAL SECURITIES SINGLE MEMBER SA	02/01/1900
PIRAEUS SECURITIES S. A.	08/09/2008
OPAP (CR)	Main Market
ALPHA FINANCE INVESTMENT SERVICES SINGLE MEMBER SA	09/01/2006
BETA SECURITIES S.A.	11/04/2022
EUROBANK EQUITIES INVESTMENT FIRM SINGLE MEMBER SA	22/10/2006
HELLENIC AMERICAN SECURITIES S.A.	25/07/2014
MERIT SECURITIES S.A	20/03/2017
NATIONAL SECURITIES SINGLE MEMBER SA	02/01/1900
PIRAEUS SECURITIES S. A.	04/05/2015
OTE (CR)	Main Market
ALPHA FINANCE INVESTMENT SERVICES SINGLE MEMBER SA	09/01/2006
BETA SECURITIES S.A.	11/04/2022
EUROBANK EQUITIES INVESTMENT FIRM SINGLE MEMBER SA	22/10/2006
HELLENIC AMERICAN SECURITIES S.A.	25/07/2014
LEON DEPOLAS SECURITIES S.A.	20/04/2015
MERIT SECURITIES S.A	20/03/2017
NATIONAL SECURITIES SINGLE MEMBER SA	02/01/1900
PIRAEUS SECURITIES S. A.	08/09/2008
P.P.A. S.A. (CR)	Main Market
EUROBANK EQUITIES INVESTMENT FIRM SINGLE MEMBER SA	06/02/2019
PAPOUTSANIS (CR)	Main Market
BETA SECURITIES S.A.	25/11/2013
PETROPOULOS PETROS (CR)	Main Market
EUROBANK EQUITIES INVESTMENT FIRM SINGLE MEMBER SA	01/04/2019
PANTELAKIS SECURITIES S.A.	16/03/2020
PIRAEUS FINANCIAL HOLD (CR)	Main Market
ALPHA FINANCE INVESTMENT SERVICES SINGLE MEMBER SA	15/04/2019
EUROBANK EQUITIES INVESTMENT FIRM SINGLE MEMBER SA	22/10/2006
EUROXX SECURITIES S.A.	15/02/2016
HELLENIC AMERICAN SECURITIES S.A.	25/07/2014
LEON DEPOLAS SECURITIES S.A.	30/11/2018
MERIT SECURITIES S.A	16/09/2013
NATIONAL SECURITIES SINGLE MEMBER SA	02/01/1900
PIRAEUS SECURITIES S. A.	16/02/2009

List of Stocks under Market Making operations

Securities	Stock Category
Market Maker	Start Market Making
PPC (CR)	Main Market
ALPHA FINANCE INVESTMENT SERVICES SINGLE MEMBER SA	09/01/2006
BETA SECURITIES S.A.	01/02/2021
EUROBANK EQUITIES INVESTMENT FIRM SINGLE MEMBER SA	22/10/2006
HELLENIC AMERICAN SECURITIES S.A.	01/09/2014
MERIT SECURITIES S.A	06/11/2017
NATIONAL SECURITIES SINGLE MEMBER SA	02/01/1900
PIRAEUS SECURITIES S. A.	28/09/2009
PREMA (CR)	Main Market
BETA SECURITIES S.A.	01/06/2021
LEON DEPOLAS SECURITIES S.A.	05/12/2022
PANTELAKIS SECURITIES S.A.	23/12/2021
PROFILE SA (CR)	Main Market
OPTIMA BANK S.A.	03/04/2023
PANTELAKIS SECURITIES S.A.	01/07/2019
QUALITY & RELIABILITY SA (CR)	Main Market
OPTIMA BANK S.A.	03/01/2023
QUEST HOLDINGS (CR)	Main Market
BETA SECURITIES S.A.	26/03/2018
EUROBANK EQUITIES INVESTMENT FIRM SINGLE MEMBER SA	28/01/2019
SIDMA STEEL (CR)	Main Market
LEON DEPOLAS SECURITIES S.A.	06/06/2022
SPACE HELLAS SA (CR)	Main Market
MERIT SECURITIES S.A	09/12/2022
TECHNICAL OLYMPIC SA (CR)	Main Market
BETA SECURITIES S.A.	04/04/2022
TERNA ENERGY (CR)	Main Market
EUROBANK EQUITIES INVESTMENT FIRM SINGLE MEMBER SA	24/05/2021
PIRAEUS SECURITIES S. A.	09/12/2019
THRACE PLASTICS SA (CR)	Main Market
ALPHA FINANCE INVESTMENT SERVICES SINGLE MEMBER SA	26/03/2018
EUROBANK EQUITIES INVESTMENT FIRM SINGLE MEMBER SA	26/03/2018
TITAN CEMENT (CB)	Main Market
BETA SECURITIES S.A.	01/02/2021
EUROBANK EQUITIES INVESTMENT FIRM SINGLE MEMBER SA	06/11/2019
PIRAEUS SECURITIES S. A.	18/01/2021
TZIRAKIAN PROFIL (CR)	Main Market
LEON DEPOLAS SECURITIES S.A.	19/07/2021
VIOHALCO SA/NV (CB)	Main Market
ALPHA FINANCE INVESTMENT SERVICES SINGLE MEMBER SA	11/03/2008
EUROBANK EQUITIES INVESTMENT FIRM SINGLE MEMBER SA	04/03/2014
MERIT SECURITIES S.A	17/03/2014

Underlying Asset				Derivatives Market													
Price max	Price min	Closing price	change	Delivery Month	Open price	Price max	Price min	Last price	Closing price	Last Bid	Last Ask	Fixing price*	Life high	Life low	Trades	Volume	Open Interest
FTSE/Athex Large Cap				(Trade Unit: 1 Index Point x 2€, Cash Settlement)													
2,669.84	2,650.26	2,665.67	0.58%	April 2023	2,657.00	2,668.25	2,653.00	2,666.75	2,666.75	---	---	---	2,774.00	---	101	347	4,968
				May 2023	2,652.50	2,664.00	2,651.25	2,663.00	2,663.00	---	---	---	2,665.00	---	60	227	885
				June 2023	---	---	---	---	2,659.75	---	---	---	---	---	---	---	---
				September 2023	---	---	---	---	2,673.25	---	---	---	---	---	---	---	---
				December 2023	---	---	---	---	2,686.75	---	---	---	---	---	---	---	---
				March 2024	---	---	---	---	2,700.00	---	---	---	---	---	---	---	---
FTSE/Athex Banks				(Trade Unit: 1 Index Point x 15€, Cash Settlement)													
807.07	798.03	807.02	0.90%	June 2023	---	---	---	---	803.50	---	---	---	845.50	---	---	---	1,014
				September 2023	---	---	---	---	806.75	---	---	---	---	---	---	---	---
				December 2023	---	---	---	---	810.75	---	---	---	---	---	---	---	---
				March 2024	---	---	---	---	814.75	---	---	---	---	---	---	---	---

Underlying Asset				Derivatives Market													
Price max	Price min	Closing price	change	Delivery Month	Open price	Price max	Price min	Last price	Closing price	Last Bid	Last Ask	Fixing price*	Life high	Life low	Trades	Volume	Open Interest
ADMIE (IPTO) HOLDING S.A. (CR)				(Contract Size: 100 Securities, Physical Delivery)													
1.84	1.806	1.81	-0.99%	June 2023	1.83	1.83	1.82	1.82	1.82	---	---	---	1.92	---	8	87	12,558
				September 2023	---	---	---	---	1.84	---	---	---	---	---	---	---	---
				December 2023	---	---	---	---	1.85	---	---	---	---	---	---	---	---
				March 2024	---	---	---	---	1.86	---	---	---	---	---	---	---	---
AEGEAN AIRLINES (CR)				(Contract Size: 100 Securities, Physical Delivery)													
7.93	7.71	7.71	-2.77%	June 2023	7.96	7.96	7.83	7.83	7.83	---	---	---	8.09	---	8	36	1,370
				September 2023	---	---	---	---	8.00	---	---	---	---	---	---	---	---
				December 2023	---	---	---	---	8.04	---	---	---	---	---	---	---	---
				March 2024	---	---	---	---	8.08	---	---	---	---	---	---	---	---
ALPHA SERVICES HOLD (CR)				(Contract Size: 100 Securities, Physical Delivery)													
1.188	1.1735	1.18	0.00%	June 2023	1.19	1.20	1.18	1.19	1.19	---	---	---	1.52	---	153	4,429	128,940
				September 2023	---	---	---	---	1.20	---	---	---	1.25	---	---	---	6
				December 2023	---	---	---	---	1.20	---	---	---	---	---	---	---	---
				March 2024	---	---	---	---	1.20	---	---	---	---	---	---	---	---
AUTOHELLAS SA (CR)				(Contract Size: 100 Securities, Physical Delivery)													
12.98	12.64	12.98	1.25%	June 2023	12.07	12.38	12.07	12.38	12.38	---	---	---	12.38	---	12	16	97
				September 2023	---	---	---	---	12.93	---	---	---	---	---	---	---	---
				December 2023	---	---	---	---	13.00	---	---	---	---	---	---	---	---
				March 2024	---	---	---	---	13.06	---	---	---	---	---	---	---	---
AVAX S.A. (CR)				(Contract Size: 100 Securities, Physical Delivery)													
0.85	0.8	0.85	4.94%	June 2023	---	---	---	---	0.825	---	---	---	0.863	---	---	---	377
				September 2023	---	---	---	---	0.817	---	---	---	---	---	---	---	---
				December 2023	---	---	---	---	0.821	---	---	---	---	---	---	---	---
				March 2024	---	---	---	---	0.825	---	---	---	---	---	---	---	---
CC HBC AG (CR)				(Contract Size: 100 Securities, Physical Delivery)													
26.37	25.99	26.05	0.23%	June 2023	25.95	25.95	25.57	25.57	25.57	---	---	---	26.09	---	48	197	489
				September 2023	---	---	---	---	26.22	---	---	---	---	---	---	---	---
				December 2023	---	---	---	---	26.35	---	---	---	---	---	---	---	---
				March 2024	---	---	---	---	26.48	---	---	---	---	---	---	---	---
CENERGY HOLDINGS (CB)				(Contract Size: 100 Securities, Physical Delivery)													
4.15	4.06	4.125	-0.24%	June 2023	4.12	4.17	4.12	4.17	4.17	---	---	---	4.17	---	4	16	6,116
				September 2023	---	---	---	---	4.17	---	---	---	---	---	---	---	---
				December 2023	---	---	---	---	4.19	---	---	---	---	---	---	---	---
				March 2024	---	---	---	---	4.21	---	---	---	---	---	---	---	---

Derivatives notes

Fixing prices and final open positions can be retrieved from the following path <http://www.helex.gr/el/web/guest/statistics-end-of-day-derivatives>

Underlying Asset				Derivatives Market													
Price max	Price min	Closing price	change	Delivery Month	Open price	Price max	Price min	Last price	Closing price	Last Bid	Last Ask	Fixing price*	Life high	Life low	Trades	Volume	Open Interest
ELLAKTOR (CR)				(Contract Size: 100 Securities, Physical Delivery)													
2.15	2.1	2.14	1.66%	June 2023	2.08	2.14	2.08	2.14	2.14	---	---	---	2.17	---	6	12	835
				September 2023	---	---	---	---	2.12	---	---	---	---	---	---	---	---
				December 2023	---	---	---	---	2.13	---	---	---	---	---	---	---	---
				March 2024	---	---	---	---	2.14	---	---	---	---	---	---	---	---
ELVALHALCOR (CR)				(Contract Size: 100 Securities, Physical Delivery)													
1.706	1.68	1.7	0.00%	June 2023	---	---	---	---	1.70	---	---	---	1.79	---	---	---	1,320
				September 2023	---	---	---	---	1.71	---	---	---	---	---	---	---	---
				December 2023	---	---	---	---	1.72	---	---	---	---	---	---	---	---
				March 2024	---	---	---	---	1.73	---	---	---	---	---	---	---	---
EUROBANK HOLDINGS (CR)				(Contract Size: 100 Securities, Physical Delivery)													
1.28	1.243	1.2765	1.47%	June 2023	1.26	1.29	1.25	1.28	1.28	---	---	---	1.46	---	88	3,015	32,046
				September 2023	---	---	---	---	1.27	---	---	---	---	---	---	---	---
				December 2023	---	---	---	---	1.28	---	---	---	---	---	---	---	---
				March 2024	---	---	---	---	1.28	---	---	---	---	---	---	---	---
EYDAP S.A. (CR)				(Contract Size: 100 Securities, Physical Delivery)													
6.8	6.65	6.8	1.04%	June 2023	6.76	6.80	6.76	6.80	6.80	---	---	---	6.95	---	3	15	522
				September 2023	---	---	---	---	6.51	---	---	---	6.83	---	---	---	---
				December 2023	---	---	---	---	6.82	---	---	---	---	---	---	---	---
				March 2024	---	---	---	---	6.86	---	---	---	---	---	---	---	---
FOURLIS (CR)				(Contract Size: 100 Securities, Physical Delivery)													
3.94	3.86	3.905	0.39%	June 2023	3.89	3.95	3.89	3.95	3.95	---	---	---	3.95	---	5	26	1,549
				September 2023	---	---	---	---	3.92	---	---	---	---	---	---	---	---
				December 2023	---	---	---	---	3.94	---	---	---	---	---	---	---	---
				March 2024	---	---	---	---	3.96	---	---	---	---	---	---	---	---
GEK TERNA (CR)				(Contract Size: 100 Securities, Physical Delivery)													
12.22	12.06	12.14	0.50%	June 2023	12.15	12.24	12.14	12.24	12.24	---	---	---	12.37	---	8	45	8,240
				September 2023	---	---	---	---	12.18	---	---	---	---	---	---	---	---
				December 2023	---	---	---	---	12.25	---	---	---	---	---	---	---	---
				March 2024	---	---	---	---	12.31	---	---	---	---	---	---	---	---
HELLENIC EXCHANGES-A.S.E. (CR)				(Contract Size: 100 Securities, Physical Delivery)													
4.395	4.23	4.28	1.42%	June 2023	4.16	4.23	4.16	4.23	4.23	---	---	---	4.23	---	13	31	1,757
				September 2023	---	---	---	---	4.26	---	---	---	---	---	---	---	---
				December 2023	---	---	---	---	4.28	---	---	---	---	---	---	---	---
				March 2024	---	---	---	---	4.30	---	---	---	---	---	---	---	---

Derivatives notes

Fixing prices and final open positions can be retrieved from the following path <http://www.helex.gr/el/web/guest/statistics-end-of-day-derivatives>

Underlying Asset				Derivatives Market													
Price max	Price min	Closing price	change	Delivery Month	Open price	Price max	Price min	Last price	Closing price	Last Bid	Last Ask	Fixing price*	Life high	Life low	Trades	Volume	Open Interest
HELLENiQ ENERGY (CR)				(Contract Size: 100 Securities, Physical Delivery)													
7.71	7.61	7.7	1.32%	June 2023	7.72	7.73	7.67	7.71	7.71	---	---	---	8.08	---	6	23	1,524
				September 2023	---	---	---	---	7.67	---	---	---	---	---	---	---	---
				December 2023	---	---	---	---	7.70	---	---	---	---	---	---	---	---
				March 2024	---	---	---	---	7.74	---	---	---	---	---	---	---	---
INTRACOM HOLDINGS (CR)				(Contract Size: 100 Securities, Physical Delivery)													
1.82	1.788	1.792	-0.44%	June 2023	1.84	1.84	1.80	1.81	1.81	---	---	---	2.07	---	34	118	4,339
				September 2023	---	---	---	---	1.82	---	---	---	---	---	---	---	---
				December 2023	---	---	---	---	1.82	---	---	---	---	---	---	---	---
				March 2024	---	---	---	---	1.83	---	---	---	---	---	---	---	---
INTRAKAT (CR)				(Contract Size: 100 Securities, Physical Delivery)													
1.72	1.618	1.682	4.99%	June 2023	1.63	1.73	1.63	1.69	1.69	---	---	---	1.79	---	72	1,332	6,621
				September 2023	---	---	---	---	1.62	---	---	---	---	---	---	---	---
				December 2023	---	---	---	---	1.62	---	---	---	---	---	---	---	---
				March 2024	---	---	---	---	1.63	---	---	---	---	---	---	---	---
JUMBO SA (CR)				(Contract Size: 100 Securities, Physical Delivery)													
21.32	20.62	21	2.74%	June 2023	20.64	21.16	20.64	21.00	21.00	---	---	---	21.16	---	37	60	460
				September 2023	---	---	---	---	20.62	---	---	---	---	---	---	---	---
				December 2023	---	---	---	---	20.72	---	---	---	---	---	---	---	---
				March 2024	---	---	---	---	20.82	---	---	---	---	---	---	---	---
LAMDA DEVELOPMENT SA (CR)				(Contract Size: 100 Securities, Physical Delivery)													
5.75	5.6	5.75	2.59%	June 2023	5.65	5.76	5.63	5.76	5.76	---	---	---	6.53	---	37	92	5,680
				September 2023	---	---	---	---	5.65	---	---	---	---	---	---	---	---
				December 2023	---	---	---	---	5.68	---	---	---	---	---	---	---	---
				March 2024	---	---	---	---	5.71	---	---	---	---	---	---	---	---
MIG (CR)				(Contract Size: 100 Securities, Physical Delivery)													
0.2175	0.217	0.217	0.00%	June 2023	---	---	---	---	0.200	---	---	---	0.218	---	---	---	1,295
				September 2023	---	---	---	---	0.219	---	---	---	---	---	---	---	---
				December 2023	---	---	---	---	0.220	---	---	---	---	---	---	---	---
				March 2024	---	---	---	---	0.221	---	---	---	---	---	---	---	---
MOTOR OIL (CR)				(Contract Size: 100 Securities, Physical Delivery)													
24.5	23.46	23.46	-2.98%	June 2023	24.20	24.20	23.55	23.55	23.55	---	---	---	25.05	---	54	70	439
				September 2023	---	---	---	---	24.39	---	---	---	---	---	---	---	---
				December 2023	---	---	---	---	24.51	---	---	---	---	---	---	---	---
				March 2024	---	---	---	---	24.63	---	---	---	---	---	---	---	---

Underlying Asset				Derivatives Market													
Price max	Price min	Closing price	change	Delivery Month	Open price	Price max	Price min	Last price	Closing price	Last Bid	Last Ask	Fixing price*	Life high	Life low	Trades	Volume	Open Interest
MYTILINEOS (CR)				(Contract Size: 100 Securities, Physical Delivery)													
28.26	27.86	28	0.43%	June 2023	28.11	28.15	27.95	28.12	28.12	---	---	---	28.34	---	12	25	2,128
				September 2023	---	---	---	---	28.12	---	---	---	---	---	---	---	---
				December 2023	---	---	---	---	28.26	---	---	---	---	---	---	---	---
				March 2024	---	---	---	---	28.40	---	---	---	---	---	---	---	---
NATIONAL BANK (CR)				(Contract Size: 100 Securities, Physical Delivery)													
4.758	4.667	4.74	0.53%	June 2023	4.75	4.76	4.67	4.76	4.76	---	---	---	5.46	---	51	553	22,299
				September 2023	---	---	---	---	4.76	---	---	---	---	---	---	---	---
				December 2023	---	---	---	---	4.78	---	---	---	---	---	---	---	---
				March 2024	---	---	---	---	4.80	---	---	---	---	---	---	---	---
OPAP (CR)				(Contract Size: 100 Securities, Physical Delivery)													
15.49	15.19	15.23	-1.10%	June 2023	14.78	14.78	14.65	14.65	14.65	---	---	---	15.00	---	19	87	1,780
				September 2023	---	---	---	---	15.53	---	---	---	---	---	---	---	---
				December 2023	---	---	---	---	15.61	---	---	---	---	---	---	---	---
				March 2024	---	---	---	---	15.69	---	---	---	---	---	---	---	---
OTE (CR)				(Contract Size: 100 Securities, Physical Delivery)													
14.05	13.84	14.02	1.15%	June 2023	13.90	14.10	13.90	13.98	13.98	---	---	---	15.20	---	38	186	10,484
				September 2023	---	---	---	---	13.88	---	---	---	14.32	---	---	---	26
				December 2023	---	---	---	---	14.05	---	---	---	---	---	---	---	---
				March 2024	---	---	---	---	14.12	---	---	---	---	---	---	---	---
P.P.A. S.A. (CR)				(Contract Size: 100 Securities, Physical Delivery)													
19.54	19.28	19.54	1.35%	June 2023	---	---	---	---	19.28	---	---	---	19.64	---	---	---	364
				September 2023	---	---	---	---	19.45	---	---	---	---	---	---	---	---
				December 2023	---	---	---	---	19.54	---	---	---	---	---	---	---	---
				March 2024	---	---	---	---	19.64	---	---	---	---	---	---	---	---
PIRAEUS FINANCIAL HOLD (CR)				(Contract Size: 100 Securities, Physical Delivery)													
2.23	2.178	2.23	1.83%	June 2023	2.21	2.25	2.18	2.24	2.24	---	---	---	2.46	---	189	5,360	84,012
				September 2023	---	---	---	---	2.21	---	---	---	---	---	---	---	---
				December 2023	---	---	---	---	2.22	---	---	---	---	---	---	---	---
				March 2024	---	---	---	---	2.23	---	---	---	---	---	---	---	---
PPC (CR)				(Contract Size: 100 Securities, Physical Delivery)													
8.2	8.07	8.15	0.87%	June 2023	8.11	8.21	8.10	8.21	8.21	---	---	---	8.38	---	57	232	22,826
				September 2023	---	---	---	---	8.15	---	---	---	---	---	---	---	---
				December 2023	---	---	---	---	8.19	---	---	---	---	---	---	---	---
				March 2024	---	---	---	---	8.23	---	---	---	---	---	---	---	---

Derivatives notes

Fixing prices and final open positions can be retrieved from the following path <http://www.helex.gr/el/web/guest/statistics-end-of-day-derivatives>

Underlying Asset				Derivatives Market													
Price max	Price min	Closing price	change	Delivery Month	Open price	Price max	Price min	Last price	Closing price	Last Bid	Last Ask	Fixing price*	Life high	Life low	Trades	Volume	Open Interest
QUEST HOLDINGS (CR)				(Contract Size: 100 Securities, Physical Delivery)													
5	4.955	4.99	0.81%	June 2023	---	---	---	---	4.88	---	---	---	5.21	---	---	---	104
				September 2023	---	---	---	---	4.99	---	---	---	---	---	---	---	---
				December 2023	---	---	---	---	5.02	---	---	---	---	---	---	---	---
				March 2024	---	---	---	---	5.04	---	---	---	---	---	---	---	---
TERNA ENERGY (CR)				(Contract Size: 100 Securities, Physical Delivery)													
20.38	20.2	20.32	1.10%	June 2023	20.51	20.53	20.30	20.44	20.44	---	---	---	20.59	---	9	52	9,581
				September 2023	---	---	---	---	20.14	---	---	---	19.98	---	---	---	---
				December 2023	---	---	---	---	20.38	---	---	---	---	---	---	---	---
				March 2024	---	---	---	---	20.48	---	---	---	---	---	---	---	---
TITAN CEMENT (CB)				(Contract Size: 100 Securities, Physical Delivery)													
15.06	14.9	15	0.54%	June 2023	15.08	15.18	15.05	15.15	15.15	---	---	---	15.18	---	4	7	932
				September 2023	---	---	---	---	15.05	---	---	---	---	---	---	---	---
				December 2023	---	---	---	---	15.12	---	---	---	---	---	---	---	---
				March 2024	---	---	---	---	15.20	---	---	---	---	---	---	---	---
VIOHALCO SA/NV (CB)				(Contract Size: 100 Securities, Physical Delivery)													
4.38	4.28	4.33	-0.34%	June 2023	4.35	4.35	4.33	4.35	4.35	---	---	---	4.68	---	10	27	5,672
				September 2023	---	---	---	---	4.38	---	---	---	---	---	---	---	---
				December 2023	---	---	---	---	4.40	---	---	---	---	---	---	---	---
				March 2024	---	---	---	---	4.43	---	---	---	---	---	---	---	---

Derivatives notes

Fixing prices and final open positions can be retrieved from the following path <http://www.helex.gr/el/web/guest/statistics-end-of-day-derivatives>

Daily Official List

Section 7: Index Options

Year: 144 Trading Day No: 70

Thursday, 13 April, 2023

FTSE/Athex Large Cap

(Trade Unit: 1 Index Point x 2€ - Exercise Style: European, Cash Settlement)

Call Options																Put Options																					
April 2023								May 2023								Other Months		April 2023								May 2023						Other Months		Exerise Price			
Open price	Price max	Price min	Last price	Closing price	Volume	Open Interest	Open price	Price max	Price min	Last price	Closing price	Volume	Open Interest	Volume	Open Interest	Open price	Price max	Price min	Last price	Closing price	Volume	Open Interest	Open price	Price max	Price min	Last price	Closing price	Volume	Open Interest	Volume	Open Interest						
1,725	-	-	-	-	-	-	-	-	-	-	-	-	-	-	-	-	-	-	-	-	-	-	-	-	-	-	-	-	-	-	-	1,725					
1,750	-	-	-	-	-	-	-	-	-	-	-	-	-	-	-	-	-	-	-	-	-	-	-	-	-	-	-	-	-	-	-	1,750					
1,775	-	-	-	-	-	-	-	-	-	-	-	-	-	-	-	-	-	-	-	-	-	-	-	-	-	-	-	-	-	-	-	1,775					
1,800	-	-	-	-	-	-	-	-	-	-	-	-	-	-	-	-	-	-	-	-	-	-	-	-	-	-	-	-	-	-	-	1,800					
1,825	-	-	-	-	-	-	-	-	-	-	-	-	-	-	-	-	-	-	-	-	-	-	-	-	-	-	-	-	-	-	-	1,825					
1,850	-	-	-	-	-	-	-	-	-	-	-	-	-	-	-	-	-	-	-	-	-	-	-	-	-	-	-	-	-	-	-	1,850					
1,875	-	-	-	-	-	-	-	-	-	-	-	-	-	-	-	-	-	-	-	-	-	-	-	-	-	-	-	-	-	-	-	1,875					
1,900	-	-	-	-	-	-	-	-	-	-	-	-	-	-	-	-	-	-	-	-	-	-	-	-	-	-	-	-	-	-	-	1,900					
1,925	-	-	-	-	-	-	-	-	-	-	-	-	-	-	-	-	-	-	-	-	-	-	-	-	-	-	-	-	-	-	-	1,925					
1,950	-	-	-	-	-	-	-	-	-	-	-	-	-	-	-	-	-	-	-	-	-	-	-	-	-	-	-	-	-	-	-	1,950					
1,975	-	-	-	-	-	-	-	-	-	-	-	-	-	-	-	-	-	-	-	-	-	-	-	-	-	-	-	-	-	-	-	1,975					
2,000	-	-	-	-	-	-	-	-	-	-	-	-	-	-	-	-	-	-	-	-	-	-	-	-	-	-	-	-	-	-	-	2,000					
2,050	-	-	-	-	-	-	-	-	-	-	-	-	-	-	-	-	-	-	-	-	-	-	-	-	-	-	-	-	-	-	-	2,050					
2,100	-	-	-	-	-	-	-	-	-	-	-	-	-	-	-	-	-	-	-	-	-	-	-	-	-	-	-	-	-	-	-	2,100					
2,150	0.00	0.00	0.00	-	498.00	-	-	-	-	-	-	-	-	-	-	-	0.00	0.00	0.00	-	0.01	-	-	-	-	-	-	-	-	-	-	-	2,150				
2,200	0.00	0.00	0.00	-	448.00	-	-	0.00	0.00	0.00	-	444.00	-	-	-	-	0.00	0.00	0.00	-	0.01	-	-	0.00	0.00	0.00	-	0.17	-	-	-	-	2,200				
2,250	0.00	0.00	0.00	-	398.00	-	-	0.00	0.00	0.00	-	394.00	-	-	-	-	0.00	0.00	0.00	-	0.01	-	-	0.00	0.00	0.00	-	0.49	-	-	-	-	2,250				
2,300	0.00	0.00	0.00	-	348.00	-	-	0.00	0.00	0.00	-	345.00	-	-	-	-	0.00	0.00	0.00	-	0.05	-	-	0.00	0.00	0.00	-	1.20	-	-	-	-	2,300				
2,350	0.00	0.00	0.00	-	298.00	-	-	0.00	0.00	0.00	-	297.00	-	-	-	-	0.00	0.00	0.00	-	0.28	-	-	0.00	0.00	0.00	-	2.90	-	-	-	-	2,350				
2,400	0.00	0.00	0.00	-	248.00	-	-	0.00	0.00	0.00	-	250.00	-	-	-	-	0.00	0.00	0.00	-	0.02	-	102	0.00	0.00	0.00	-	6.00	-	20	-	-	2,400				
2,450	0.00	0.00	0.00	-	198.00	-	20	0.00	0.00	0.00	-	205.00	-	40	-	-	0.00	0.00	0.00	-	0.17	-	166	0.00	0.00	0.00	-	11.50	-	-	-	-	2,450				
2,500	0.00	0.00	0.00	-	149.00	-	29	0.00	0.00	0.00	-	164.00	-	20	-	-	0.00	0.00	0.00	-	1.10	-	163	20.00	20.00	20.00	20.00	20.00	5	62	-	-	2,500				
2,550	0.00	0.00	0.00	-	102.00	-	225	0.00	0.00	0.00	-	127.00	-	60	-	-	4.00	0.00	4.00	4.00	4.00	50	149	0.00	0.00	0.00	-	33.00	-	22	-	-	2,550				
2,600	0.00	0.00	0.00	-	62.00	-	208	0.00	0.00	0.00	-	95.50	-	20	-	-	0.00	0.00	0.00	-	14.25	-	71	0.00	0.00	0.00	-	51.00	-	-	-	-	2,600				
2,650	36.50	36.50	36.50	36.50	36.50	2	30	0.00	0.00	0.00	-	69.00	-	21	-	-	25.00	36.50	23.75	23.75	23.75	62	32	0.00	0.00	0.00	-	74.50	-	41	-	-	2,650				
2,700	0.00	0.00	0.00	-	13.75	-	27	0.00	0.00	0.00	-	48.00	-	19	-	-	0.00	0.00	0.00	-	66.00	-	20	89.50	89.50	89.50	89.50	89.50	20	20	-	-	-	2,700			
2,750	0.00	0.00	0.00	-	4.70	-	-	0.00	0.00	0.00	-	32.25	-	-	-	-	0.00	0.00	0.00	-	107.00	-	40	0.00	0.00	0.00	-	138.00	-	-	-	-	2,750				
2,800	0.00	0.00	0.00	-	1.30	-	2	0.00	0.00	0.00	-	20.75	-	-	-	-	0.00	0.00	0.00	-	153.00	-	2	0.00	0.00	0.00	-	176.00	-	-	-	-	2,800				
2,850	0.00	0.00	0.00	-	0.28	-	-	0.00	0.00	0.00	-	12.75	-	-	-	-	0.00	0.00	0.00	-	202.00	-	1	0.00	0.00	0.00	-	218.00	-	-	-	-	2,850				
2,900	0.00	0.00	0.00	-	0.05	-	-	0.00	0.00	0.00	-	7.60	-	-	-	-	0.00	0.00	0.00	-	252.00	-	-	0.00	0.00	0.00	-	263.00	-	-	-	-	2,900				
2,950	0.00	0.00	0.00	-	0.01	-	-	0.00	0.00	0.00	-	4.40	-	-	-	-	0.00	0.00	0.00	-	302.00	-	-	0.00	0.00	0.00	-	309.00	-	-	-	-	2,950				
3,000	0.00	0.00	0.00	-	0.01	-	-	0.00	0.00	0.00	-	2.40	-	-	-	-	0.00	0.00	0.00	-	352.00	-	-	0.00	0.00	0.00	-	357.00	-	-	-	-	3,000				
Totals:						2	541							0	180	0	0							112	746							25	165	0	0		
Number of Trades:						1						0						0						8						2						0	

Hellenic Exchanges – Athens Stock Exchange S.A.

Market Analysis & Communication Unit

Section 7, 1/1

ALPHA SERVICES HOLD (CR)

(Contract Size: 100 Securities, Exercise Style: American, Physical Delivery)

Call Options															Put Options																				
April 2023								May 2023							Other Months		April 2023								May 2023							Other Months			
Exercise Price	Open price	Price max	Price min	Last price	Closing price	Volume	Open Interest	Open price	Price max	Price min	Last price	Closing price	Volume	Open Interest	Volume	Open Interest	Open price	Price max	Price min	Last price	Closing price	Volume	Open Interest	Open price	Price max	Price min	Last price	Closing price	Volume	Open Interest	Volume	Open Interest	Exercise Price		
0.500						-	-						-	-								-	-					-	-			0.005			
0.550						-	-						-	-								-	-					-	-			0.006			
0.600						-	-						-	-								-	-					-	-			0.006			
0.650						-	-						-	-								-	-					-	-			0.007			
0.700						-	-						-	-								-	-					-	-			0.007			
0.750						-	-						-	-								-	-					-	-			0.008			
0.800	0.000	0.000	0.000		0.380	-	-	0.000	0.000	0.000		0.383	-	-			0.000	0.000	0.000		0.001	-	-	0.000	0.000	0.000		0.001	-	-			0.008		
0.850	0.000	0.000	0.000		0.331	-	-	0.000	0.000	0.000		0.335	-	-			0.000	0.000	0.000		0.001	-	-	0.000	0.000	0.000		0.003	-	-			0.009		
0.900	0.000	0.000	0.000		0.281	-	-	0.000	0.000	0.000		0.289	-	-			0.000	0.000	0.000		0.001	-	-	0.000	0.000	0.000		0.007	-	-			0.009		
0.950	0.000	0.000	0.000		0.232	-	-	0.000	0.000	0.000		0.245	-	-			0.000	0.000	0.000		0.002	-	-	0.000	0.000	0.000		0.013	-	-			0.010		
1.000	0.000	0.000	0.000		0.186	-	-	0.000	0.000	0.000		0.204	-	7			0.000	0.000	0.000		0.005	-	-	0.000	0.000	0.000		0.022	-	-			0.010		
1.100	0.000	0.000	0.000		0.105	-	-	0.000	0.000	0.000		0.135	-	-			0.000	0.000	0.000		0.024	-	-	0.000	0.000	0.000		0.053	-	-			0.011		
1.200	0.000	0.000	0.000		0.049	-	3	0.000	0.000	0.000		0.083	-	2			0.000	0.000	0.000		0.069	-	-	0.000	0.000	0.000		0.101	-	-			0.012		
1.300	0.000	0.000	0.000		0.019	-	-	0.000	0.000	0.000		0.048	-	-			0.000	0.000	0.000		0.138	-	-	0.000	0.000	0.000		0.166	-	-			0.013		
1.400	0.000	0.000	0.000		0.006	-	-	0.000	0.000	0.000		0.026	-	-			0.000	0.000	0.000		0.225	-	-	0.000	0.000	0.000		0.244	-	-			0.014		
1.500	0.000	0.000	0.000		0.001	-	-	0.000	0.000	0.000		0.013	-	-			0.000	0.000	0.000		0.321	-	-	0.000	0.000	0.000		0.331	-	-			0.015		
1.600	0.000	0.000	0.000		0.001	-	-	0.000	0.000	0.000		0.007	-	-			0.000	0.000	0.000		0.420	-	-	0.000	0.000	0.000		0.425	-	-			0.016		
1.700	0.000	0.000	0.000		0.001	-	-	0.000	0.000	0.000		0.003	-	-			0.000	0.000	0.000		0.520	-	-	0.000	0.000	0.000		0.521	-	-			0.017		
1.800	0.000	0.000	0.000		0.001	-	-	0.000	0.000	0.000		0.001	-	-			0.000	0.000	0.000		0.620	-	-	0.000	0.000	0.000		0.620	-	-			0.018		
1.900	0.000	0.000	0.000		0.001	-	-	0.000	0.000	0.000		0.001	-	-			0.000	0.000	0.000		0.720	-	-	0.000	0.000	0.000		0.720	-	-			0.019		
2.000	0.000	0.000	0.000		0.001	-	-	0.000	0.000	0.000		0.001	-	-			0.000	0.000	0.000		0.820	-	-	0.000	0.000	0.000		0.820	-	-			0.020		
Totals:						0	3							0	9	0	0							0	0							0	20	0	0
Number of Trades:						0								0		0							0.00								0		0		

NATIONAL BANK (CR)

(Contract Size: 100 Securities, Exercise Style: American, Physical Delivery)

Call Options																Put Options														
April 2023																May 2023												Other Months		
Exerise Price	Open price	Price max	Price min	Last price	Closing price	Volume	Open Interest	Open price	Price max	Price min	Last price	Closing price	Volume	Open Interest	Volume	Open Interest	Open price	Price max	Price min	Last price	Closing price	Volume	Open Interest	Volume	Open Interest	Exerise Price				
1.900						-	-						-	-								-	-			0.019				
2.000						-	-						-	-								-	-			0.020				
2.200						-	-						-	-								-	-			0.022				
2.400						-	-						-	-								-	-			0.024				
2.600						-	-						-	-								-	-			0.026				
2.800						-	-						-	-								-	-			0.028				
3.000	0.000	0.000	0.000		1.72	-	-						-	-			0.000	0.000	0.000		0.001	-	-	-	-	0.030				
3.200	0.000	0.000	0.000		1.52	-	-	0.000	0.000	0.000		1.53	-	-			0.000	0.000	0.000		0.001	-	-	0.000	0.000	0.000	0.001	-	-	0.032
3.400	0.000	0.000	0.000		1.32	-	-	0.000	0.000	0.000		1.33	-	-			0.000	0.000	0.000		0.001	-	-	0.000	0.000	0.000	0.001	-	-	0.034
3.600	0.000	0.000	0.000		1.12	-	-	0.000	0.000	0.000		1.13	-	-			0.000	0.000	0.000		0.001	-	-	0.000	0.000	0.000	0.003	-	-	0.036
3.800	0.000	0.000	0.000		0.922	-	-	0.000	0.000	0.000		0.937	-	-			0.000	0.000	0.000		0.001	-	-	0.000	0.000	0.000	0.009	-	-	0.038
4.000	0.000	0.000	0.000		0.722	-	-	0.000	0.000	0.000		0.753	-	-			0.000	0.000	0.000		0.001	-	-	0.000	0.000	0.000	0.025	-	-	0.040
4.400	0.000	0.000	0.000		0.343	-	-	0.000	0.000	0.000		0.432	-	-			0.000	0.000	0.000		0.021	-	-	0.000	0.000	0.000	0.103	-	-	0.044
4.800	0.000	0.000	0.000		0.089	-	-	0.000	0.000	0.000		0.210	-	4			0.000	0.000	0.000		0.167	-	-	0.000	0.000	0.000	0.281	-	-	0.048
5.200	0.000	0.000	0.000		0.010	-	-	0.000	0.000	0.000		0.085	-	-			0.000	0.000	0.000		0.488	-	-	0.000	0.000	0.000	0.556	-	-	0.052
5.600	0.000	0.000	0.000		0.001	-	-	0.000	0.000	0.000		0.029	-	-			0.000	0.000	0.000		0.880	-	-	0.000	0.000	0.000	0.901	-	-	0.056
6.000	0.000	0.000	0.000		0.001	-	-	0.000	0.000	0.000		0.008	-	-			0.000	0.000	0.000		1.28	-	-	0.000	0.000	0.000	1.28	-	-	0.060
6.400	0.000	0.000	0.000		0.002	-	-	0.000	0.000	0.000		0.002	-	-			0.000	0.000	0.000		1.68	-	-	0.000	0.000	0.000	1.68	-	-	0.064
6.800	0.000	0.000	0.000		0.001	-	-	0.000	0.000	0.000		0.001	-	-			0.000	0.000	0.000		2.08	-	-	0.000	0.000	0.000	2.08	-	-	0.068
7.200	0.000	0.000	0.000		0.001	-	-	0.000	0.000	0.000		0.001	-	-			0.000	0.000	0.000		2.48	-	-	0.000	0.000	0.000	2.48	-	-	0.072
7.600	0.000	0.000	0.000		0.001	-	-	0.000	0.000	0.000		0.001	-	-			0.000	0.000	0.000		2.88	-	-	0.000	0.000	0.000	2.88	-	-	0.076
Totals:						0	0							0	4	0	0							0	2	0	270			
Number of Trades:						0								0		0								0.00		0		0		

OPAP (CR)

(Contract Size: 100 Securities, Exercise Style: American, Physical Delivery)

Call Options																Put Options																				
April 2023								May 2023								Other Months		April 2023								May 2023								Other Months		Exerise Price
Exerise Price	Open price	Price max	Price min	Last price	Closing price	Volume	Open Interest	Open price	Price max	Price min	Last price	Closing price	Volume	Open Interest	Volume	Open Interest	Open price	Price max	Price min	Last price	Closing price	Volume	Open Interest	Open price	Price max	Price min	Last price	Closing price	Volume	Open Interest	Volume	Open Interest				
8.800						-	-							-	-								-	-								0.088				
9.200	0.000	0.000	0.000		6.20	-	-							-	-		0.000	0.000	0.000		0.001	-	-						-	-		0.092				
9.600	0.000	0.000	0.000		5.80	-	-	0.000	0.000	0.000		5.82	-	-		0.000	0.000	0.000		0.001	-	-	0.000	0.000	0.000		0.001	-	-			0.096				
10.000	0.000	0.000	0.000		5.40	-	-	0.000	0.000	0.000		5.42	-	-		0.000	0.000	0.000		0.001	-	-	0.000	0.000	0.000		0.001	-	-			0.100				
11.000	0.000	0.000	0.000		4.41	-	-	0.000	0.000	0.000		4.42	-	-		0.000	0.000	0.000		0.001	-	-	0.000	0.000	0.000		0.001	-	-			0.110				
12.000	0.000	0.000	0.000		3.41	-	-	0.000	0.000	0.000		3.42	-	-		0.000	0.000	0.000		0.001	-	-	0.000	0.000	0.000		0.001	-	-			0.120				
13.000	0.000	0.000	0.000		2.41	-	-	0.000	0.000	0.000		2.43	-	-		0.000	0.000	0.000		0.001	-	-	0.000	0.000	0.000		0.005	-	-			0.130				
14.000	0.000	0.000	0.000		1.41	-	5	0.000	0.000	0.000		1.49	-	-		0.000	0.000	0.000		0.003	-	-	0.000	0.000	0.000		0.059	-	-			0.140				
15.000	0.000	0.000	0.000		0.516	-	-	0.000	0.000	0.000		0.719	-	-		0.000	0.000	0.000		0.109	-	1	0.000	0.000	0.000		0.290	-	-			0.150				
16.000	0.000	0.000	0.000		0.072	-	-	0.000	0.000	0.000		0.257	-	11		0.000	0.000	0.000		0.666	-	-	0.000	0.000	0.000		0.829	-	-			0.160				
17.000	0.000	0.000	0.000		0.003	-	-	0.000	0.000	0.000		0.066	-	-		0.000	0.000	0.000		1.60	-	-	0.000	0.000	0.000		1.64	-	-			0.170				
18.000	0.000	0.000	0.000		0.001	-	-	0.000	0.000	0.000		0.011	-	-		0.000	0.000	0.000		2.60	-	-	0.000	0.000	0.000		2.60	-	-			0.180				
19.000	0.000	0.000	0.000		0.001	-	-	0.000	0.000	0.000		0.001	-	-		0.000	0.000	0.000		3.60	-	-	0.000	0.000	0.000		3.60	-	-			0.190				
20.000	0.000	0.000	0.000		0.001	-	-	0.000	0.000	0.000		0.001	-	-		0.000	0.000	0.000		4.60	-	-	0.000	0.000	0.000		4.60	-	-			0.200				
Totals:						0	5						0	11	0	0						0	1					0	20	0	0					
Number of Trades:							0						0		0							0.00						0		0						

OTE (CR)

(Contract Size: 100 Securities, Exercise Style: American, Physical Delivery)

Call Options															Put Options																					
April 2023							May 2023							Other Months		April 2023							May 2023							Other Months						
Exerise Price	Open price	Price max	Price min	Last price	Closing price	Volume	Open Interest	Open price	Price max	Price min	Last price	Closing price	Volume	Open Interest	Volume	Open Interest	Open price	Price max	Price min	Last price	Closing price	Volume	Open Interest	Open price	Price max	Price min	Last price	Closing price	Volume	Open Interest	Volume	Open Interest	Exerise Price			
9.200	0.000	0.000	0.000		4.66	-	-	0.000	0.000	0.000		4.68	-	-			0.000	0.000	0.000		0.001	-	-	0.000	0.000	0.000		0.001	-	-			0.092			
9.600	0.000	0.000	0.000		4.26	-	-	0.000	0.000	0.000		4.28	-	-			0.000	0.000	0.000		0.001	-	-	0.000	0.000	0.000		0.001	-	-			0.096			
10.000	0.000	0.000	0.000		3.86	-	-	0.000	0.000	0.000		3.88	-	-			0.000	0.000	0.000		0.001	-	-	0.000	0.000	0.000		0.001	-	-			0.100			
11.000	0.000	0.000	0.000		2.87	-	-	0.000	0.000	0.000		2.88	-	-			0.000	0.000	0.000		0.002	-	-	0.000	0.000	0.000		0.003	-	-			0.110			
12.000	0.000	0.000	0.000		1.87	-	-	0.000	0.000	0.000		1.90	-	-			0.000	0.000	0.000		0.003	-	-	0.000	0.000	0.000		0.014	-	-			0.120			
13.000	0.000	0.000	0.000		0.877	-	-	0.000	0.000	0.000		1.01	-	-			0.000	0.000	0.000		0.010	-	4	0.000	0.000	0.000		0.125	-	-			0.130			
14.000	0.000	0.000	0.000		0.154	-	10	0.000	0.000	0.000		0.395	-	-			0.000	0.000	0.000		0.288	-	60	0.000	0.000	0.000		0.509	-	-			0.140			
15.000	0.000	0.000	0.000		0.004	-	4	0.000	0.000	0.000		0.106	-	-			0.000	0.000	0.000		1.14	-	-	0.000	0.000	0.000		1.22	-	-			0.150			
16.000	0.000	0.000	0.000		0.001	-	-	0.000	0.000	0.000		0.019	-	-			0.000	0.000	0.000		2.14	-	-	0.000	0.000	0.000		2.14	-	-			0.160			
17.000	0.000	0.000	0.000		0.001	-	-	0.000	0.000	0.000		0.002	-	-			0.000	0.000	0.000		3.14	-	-	0.000	0.000	0.000		3.14	-	-			0.170			
18.000	0.000	0.000	0.000		0.001	-	-	0.000	0.000	0.000		0.001	-	-			0.000	0.000	0.000		4.14	-	-	0.000	0.000	0.000		4.14	-	-			0.180			
19.000	0.000	0.000	0.000		0.001	-	-	0.000	0.000	0.000		0.001	-	-			0.000	0.000	0.000		5.14	-	-	0.000	0.000	0.000		5.14	-	-			0.190			
20.000	0.000	0.000	0.000		0.001	-	-	0.000	0.000	0.000		0.001	-	-			0.000	0.000	0.000		6.14	-	-	0.000	0.000	0.000		6.14	-	-			0.200			
22.000						-	-						-	-								-	-						-	-			0.220			
24.000						-	-						-	-								-	-						-	-			0.240			
Totals:						0	14							0	0	0	0	0						64							0	0	0	0		
Number of Trades:						0							0							0							0.00							0	0	

PIRAEUS FINANCIAL HOLD (CR)

(Contract Size: 100 Securities, Exercise Style: American, Physical Delivery)

Call Options															Put Options																		
April 2023							May 2023							Other Months		April 2023							May 2023							Other Months			
Exercise Price	Open price	Price max	Price min	Last price	Closing price	Volume	Open Interest	Open price	Price max	Price min	Last price	Closing price	Volume	Open Interest	Volume	Open Interest	Open price	Price max	Price min	Last price	Closing price	Volume	Open Interest	Open price	Price max	Price min	Last price	Closing price	Volume	Open Interest	Volume	Open Interest	Exercise Price
0.500						-	-						-	-								-	-					-	-			0.005	
0.550						-	-						-	-								-	-					-	-			0.006	
0.600						-	-						-	-								-	-					-	-			0.006	
0.650						-	-						-	-								-	-					-	-			0.007	
0.700						-	-						-	-								-	-					-	-			0.007	
0.750						-	-						-	-								-	-					-	-			0.008	
0.800						-	-						-	-								-	-					-	-			0.008	
0.850						-	-						-	-								-	-					-	-			0.009	
0.900						-	-						-	-								-	-					-	-			0.009	
0.950						-	-						-	-								-	-					-	-			0.010	
1.000						-	-						-	-								-	-					-	-			0.010	
1.100						-	-						-	-								-	-					-	-			0.011	
1.200	0.000	0.000	0.000		0.991	-	-						-	-			0.000	0.000	0.000		0.001	-	-					-	-			0.012	
1.300	0.000	0.000	0.000		0.891	-	-	0.000	0.000	0.000		0.893	-	-			0.000	0.000	0.000		0.001	-	-	0.000	0.000	0.000		0.001	-	-			0.013
1.400	0.000	0.000	0.000		0.791	-	-	0.000	0.000	0.000		0.793	-	-			0.000	0.000	0.000		0.001	-	-	0.000	0.000	0.000		0.001	-	-			0.014
1.500	0.000	0.000	0.000		0.691	-	-	0.000	0.000	0.000		0.693	-	-			0.000	0.000	0.000		0.001	-	-	0.000	0.000	0.000		0.001	-	-			0.015
1.600	0.000	0.000	0.000		0.591	-	-	0.000	0.000	0.000		0.594	-	-			0.000	0.000	0.000		0.001	-	-	0.000	0.000	0.000		0.001	-	-			0.016
1.700	0.000	0.000	0.000		0.491	-	-	0.000	0.000	0.000		0.497	-	-			0.000	0.000	0.000		0.001	-	-	0.000	0.000	0.000		0.004	-	-			0.017
1.800	0.000	0.000	0.000		0.392	-	-	0.000	0.000	0.000		0.404	-	2			0.000	0.000	0.000		0.001	-	-	0.000	0.000	0.000		0.010	-	-			0.018
1.900	0.000	0.000	0.000		0.295	-	-	0.000	0.000	0.000		0.317	-	-			0.000	0.000	0.000		0.005	-	-	0.000	0.000	0.000		0.023	-	-			0.019
2.000	0.000	0.000	0.000		0.207	-	300	0.000	0.000	0.000		0.240	-	-			0.000	0.000	0.000		0.016	-	-	0.000	0.000	0.000		0.046	-	-			0.020
2.200	0.000	0.000	0.000		0.075	-	10	0.000	0.000	0.000		0.121	-	3			0.000	0.000	0.000		0.084	-	-	0.000	0.000	0.000		0.126	-	-			0.022
2.400	0.000	0.000	0.000		0.017	-	10	0.000	0.000	0.000		0.052	-	-			0.000	0.000	0.000		0.226	-	-	0.000	0.000	0.000		0.258	-	-			0.024
2.600	0.000	0.000	0.000		0.002	-	-	0.000	0.000	0.000		0.019	-	-			0.000	0.000	0.000		0.412	-	-	0.000	0.000	0.000		0.425	-	-			0.026
2.800	0.000	0.000	0.000		0.001	-	-	0.000	0.000	0.000		0.006	-	-			0.000	0.000	0.000		0.610	-	-	0.000	0.000	0.000		0.613	-	-			0.028
3.000	0.000	0.000	0.000		0.001	-	-	0.000	0.000	0.000		0.002	-	-			0.000	0.000	0.000		0.810	-	-	0.000	0.000	0.000		0.810	-	-			0.030
3.200	0.000	0.000	0.000		0.001	-	-	0.000	0.000	0.000		0.001	-	-			0.000	0.000	0.000		1.01	-	-	0.000	0.000	0.000		1.01	-	-			0.032
3.400	0.000	0.000	0.000		0.001	-	-	0.000	0.000	0.000		0.002	-	-			0.000	0.000	0.000		1.21	-	-	0.000	0.000	0.000		1.21	-	-			0.034
Totals:						0	320						0	5	0	0						0	0					0	0	0	0		
Number of Trades:						0							0		0							0.00					0			0			

PPC (CR)

(Contract Size: 100 Securities, Exercise Style: American, Physical Delivery)

Call Options															Put Options																				
April 2023								May 2023							Other Months		April 2023								May 2023							Other Months			
Exercise Price	Open price	Price max	Price min	Last price	Closing price	Volume	Open Interest	Open price	Price max	Price min	Last price	Closing price	Volume	Open Interest	Volume	Open Interest	Open price	Price max	Price min	Last price	Closing price	Volume	Open Interest	Open price	Price max	Price min	Last price	Closing price	Volume	Open Interest	Volume	Open Interest	Exercise Price		
3.400						-	-						-	-								-	-					-	-			0.034			
3.600						-	-						-	-								-	-					-	-			0.036			
3.800						-	-						-	-								-	-					-	-			0.038			
4.000						-	-						-	-								-	-					-	-			0.040			
4.400						-	-						-	-								-	-					-	-			0.044			
4.800	0.000	0.000	0.000		3.28	-	-						-	-			0.000	0.000	0.000		0.001	-	-					-	-			0.048			
5.200	0.000	0.000	0.000		2.88	-	-						-	-			0.000	0.000	0.000		0.001	-	-					-	-			0.052			
5.600	0.000	0.000	0.000		2.48	-	-	0.000	0.000	0.000		2.49	-	-			0.000	0.000	0.000		0.001	-	-	0.000	0.000	0.000		0.001	-	-			0.056		
6.000	0.000	0.000	0.000		2.08	-	-	0.000	0.000	0.000		2.09	-	-			0.000	0.000	0.000		0.001	-	-	0.000	0.000	0.000		0.002	-	-			0.060		
6.400	0.000	0.000	0.000		1.68	-	-	0.000	0.000	0.000		1.70	-	-			0.000	0.000	0.000		0.001	-	-	0.000	0.000	0.000		0.009	-	-			0.064		
6.800	0.000	0.000	0.000		1.28	-	-	0.000	0.000	0.000		1.32	-	-			0.000	0.000	0.000		0.002	-	-	0.000	0.000	0.000		0.029	-	-			0.068		
7.200	0.000	0.000	0.000		0.888	-	110	0.000	0.000	0.000		0.977	-	-			0.000	0.000	0.000		0.005	-	-	0.000	0.000	0.000		0.083	-	-			0.072		
7.600	0.000	0.000	0.000		0.522	-	76	0.000	0.000	0.000		0.678	-	55			0.000	0.000	0.000		0.038	-	12	0.000	0.000	0.000		0.183	-	-			0.076		
8.000	0.000	0.000	0.000		0.240	-	137	0.000	0.000	0.000		0.440	-	10			0.000	0.000	0.000		0.156	-	12	0.000	0.000	0.000		0.345	-	-			0.080		
8.400	0.000	0.000	0.000		0.080	-	20	0.000	0.000	0.000		0.265	-	11			0.000	0.000	0.000		0.396	-	-	0.000	0.000	0.000		0.570	-	-			0.084		
8.800	0.000	0.000	0.000		0.018	-	4	0.000	0.000	0.000		0.151	-	5			0.756	0.756	0.756	0.756	0.756	1	1	0.000	0.000	0.000		0.856	-	-			0.088		
9.200	0.000	0.000	0.000		0.003	-	-	0.000	0.000	0.000		0.079	-	-			0.000	0.000	0.000		1.12	-	-	0.000	0.000	0.000		1.18	-	-			0.092		
9.600	0.000	0.000	0.000		0.001	-	-	0.000	0.000	0.000		0.038	-	-			0.000	0.000	0.000		1.52	-	-	0.000	0.000	0.000		1.55	-	-			0.096		
10.000	0.000	0.000	0.000		0.001	-	-	0.000	0.000	0.000		0.018	-	-			0.000	0.000	0.000		1.92	-	-	0.000	0.000	0.000		1.93	-	-			0.100		
11.000	0.000	0.000	0.000		0.001	-	-	0.000	0.000	0.000		0.002	-	-			0.000	0.000	0.000		2.92	-	-	0.000	0.000	0.000		2.92	-	-			0.110		
Totals:						0	347							0	81	0	0							0	25							0	5	0	0
Number of Trades:						0								0		0								1.00								0		0	

Lending Products	Underlying Title	Multilateral Transactions[1]					Bilateral Transactions[2]		Stock Borrowing through OTC (volume)[3]
		Open Interest[5]	Volume(Offered)	Average Weighted	Transactions volume	Average Weighted	Transactions Volume	Average Weighted	Transactions Volume
ADMIEBOR	ADMIE (IPTO) HOLDING S.A. (CR)	5,200	---	---	---	---	---	---	468,009
AEGNBOR	AEGEAN AIRLINES (CR)	9,762	---	---	---	---	---	---	27,277
ALPHABOR	ALPHA SERVICES HOLD (CR)	---	---	---	---	---	2,000	0.01%	58,872,244
ALMYBOR	ALUMIL (CR)	---	---	---	---	---	---	---	---
OTOELBOR	AUTOHELLAS SA (CR)	12,816	---	---	300	4.25%	---	---	52,029
AVAXBOR	AVAX S.A. (CR)	---	---	---	---	---	---	---	---
EEEBOR	CC HBC AG (CR)	6,955	---	---	---	---	1,000	4.50%	41,108
CENERBOR	CENERGY HOLDINGS (CB)	---	---	---	---	---	---	---	---
ELLAKTORBOR	ELLAKTOR (CR)	8,960	---	---	1,000	4.25%	---	---	14,176
ELHABOR	ELVALHALCOR (CR)	30,547	---	---	1,000	4.25%	---	---	64,887
EUROBBOR	EUROBANK HOLDINGS (CR)	157,211	---	---	---	---	---	---	34,076,283
EYDAPBOR	EYDAP S.A. (CR)	17,503	---	---	198	5.46%	1,000	5.00%	194,876
FFGRPBOR	FOLLI FOLLIE (CR)	---	---	---	---	---	---	---	887,119
FOYRKBOR	FOURLIS (CR)	---	---	---	---	---	---	---	25,636
GEKTERNABOR	GEK TERNA (CR)	---	---	---	---	---	---	---	36,944
SARBOR	GR. SARANTIS S.A. (CR)	564	---	---	---	---	---	---	71,363
EXAEBOR	HELLENIC EXCHANGES-A.S.E. (CR)	1,000	---	---	---	---	---	---	162,401
ELPEBOR	HELLENIQ ENERGY (CR)	---	---	---	3	4.75%	---	---	315,225
INTRKBOR	INTRACOM HOLDINGS (CR)	---	---	---	---	---	---	---	---
INKATBOR	INTRAKAT (CR)	---	---	---	---	---	---	---	---
BELABOR	JUMBO SA (CR)	57,978	---	---	---	---	---	---	292,787
LAMDABOR	LAMDA DEVELOPMENT SA (CR)	---	---	---	---	---	---	---	502,960
MIGBOR	MIG (CR)	47,631	---	---	---	---	---	---	1,204,474
MOHBOR	MOTOR OIL (CR)	56,061	---	---	1,019	6.08%	---	---	1,784,126
MYTILBOR	MYTILINEOS (CR)	20,747	---	---	40	4.86%	---	---	118,488
ETEBOR	NATIONAL BANK (CR)	1,500	---	---	---	---	---	---	10,009,551
OPAPBOR	OPAP (CR)	20,956	---	---	---	---	---	---	1,459,320
HTOBOR	OTE (CR)	---	---	---	---	---	---	---	1,008,288
PPABOR	P.P.A. S.A. (CR)	3,250	---	---	---	---	---	---	65,287
TPEIRBOR	PIRAEUS FINANCIAL HOLD (CR)	5,000	---	---	---	---	---	---	913,501
PPCBOR	PPC (CR)	2,000	---	---	1,000	6.10%	---	---	1,872,986

Stock Lending Notes

- [1] - Multilateral contracts Lending or Borrowing as per Methods 8-1, 8-2 and 8-3-3 (According to ATHEX BoD Resolution No.17)
- [2] - Billateral Contracts Lending or Borrowing as per Methods 8-3-1 and 8-3-2 (According to ATHEX BoD Resolution No.20)
- [3] - The information concerning OTC Stock Borrowing Transactions is based on the statements of the Dematerialised Securities System (DSS) operators involved and refers to volumes that have been registered up until the previous working day.
- [4] - Average Price (Volume weighted)
- [5] - The Data concerning Open Interest before the start of trading session

Lending Products	Underlying Title	Multilateral Transactions[1]					Bilateral Transactions[2]		Stock Borrowing through OTC (volume)[3]
		Open Interest[5]	Volume(Offered)	Average Weighted	Transactions volume	Average Weighted	Transactions Volume	Average Weighted	Transactions Volume
QUALBOR	QUALITY & RELIABILITY SA (CR)	---	---	---	---	---	---	---	---
QUESTBOR	QUEST HOLDINGS (CR)	13,293	---	---	250	4.25%	---	---	73,355
TENERGYBOR	TERNA ENERGY (CR)	---	---	---	---	---	---	---	149,475
TITCBOR	TITAN CEMENT (CB)	23,154	---	---	2,000	4.25%	---	---	427,347
VIOBOR	VIOHALCO SA/NV (CB)	20,077	---	---	500	4.25%	---	---	---

Stock Lending Notes

[1] - Multilateral contracts Lending or Borrowing as per Methods 8-1, 8-2 and 8-3-3 (According to ATHEX BoD Resolution No.17)

[2] - Billateral Contracts Lending or Borrowing as per Methods 8-3-1 and 8-3-2 (According to ATHEX BoD Resolution No.20)

[3] - The information concerning OTC Stock Borrowing Transactions is based on the statements of the Dematerialised Securities System (DSS) operators involved and refers to volumes that have been registered up until the previous working day.

[4] - Average Price (Volume weighted)

[5] - The Data concerning Open Interest before the start of trading session

Sectors codification for listed companies

12003 -	ETF	10101010	Computer Services
10101015	Software	10102030	Computer Hardware
15101010	Telecommunications Equipment	15102015	Telecommunications Services
20101010	Health Care Facilities	20101025	Health Care Services
20102010	Medical Equipment	20103015	Pharmaceuticals
30101010	Banks	30202000	Diversified Financial Services
30202010	Asset Managers & Custodians	30202015	Investment Services
30204000	Closed End Investments	30302010	Full Line Insurance
30302015	Insurance Brokers	30302025	Property and Casualty Insurance
35101010	Real Estate Holding and Development	35101015	Real Estate Services
35102000	Diversified REITs	35102030	Office REITs
40201040	Rental & Leasing Services: Consumer	40202010	Home Construction
40202015	Household Furnishings	40202020	Household Appliance
40203040	Electronic Entertainment	40203045	Toys
40204020	Clothing & Accessories	40301010	Entertainment
40301030	Publishing	40301035	Radio & TV Broadcasters
40401010	Diversified Retailers	40401020	Apparel Retailers
40401025	Home Improvement Retailers	40401030	Specialty Retailers
40501010	Airlines	40501015	Travel & Tourism
40501020	Casinos & Gambling	40501025	Hotels & Motels
45101015	Distillers & Vintners	45101020	Soft Drinks
45102010	Farming Fishing Ranching & Plantations	45102020	Food Products
45103010	Tobacco	45201010	Food Retailers & Wholesalers
45201020	Personal Products	50101010	Construction
50101020	Building Roof/Wallboard and Plumbing	50101030	Cement
50101035	Building Materials: Other	50202010	Electrical Components
50203000	Diversified Industrials	50203015	Plastics
50203030	Containers & Packaging	50204000	Machinery: Industrial
50204020	Machinery: Construction & Handling	50205010	Industrial Suppliers
50205020	Back Office Support HR & Consulting	50205030	Forms & Bulk Printing Services
50206015	Commercial Vehicles & Parts	50206030	Marine Transportation
50206060	Transportation Services	55101000	Diversified Materials
55101020	Textile Products	55102000	General Mining
55102010	Iron & Steel	55102015	Metal Fabricating
55102035	Aluminum	60101020	Oil Refining and Marketing
65101010	Alternative Electricity	65101015	Conventional Electricity
65102030	Water		



ATHEX
Athens Stock Exchange

Λεωφ. Αθηνών 110 104 42 Αθήνα
110, Athinon Ave. GR 104 42 Athens
tel. (+30)210-33.66.800, fax (+30)210-33.66.101
www.athexgroup.gr