

23

Ημερήσιο Δελτίο
Συναλλακτικής Δραστηριότητας

Daily Official List
of Trading Activity

Monday, 24 April, 2023

Year: 144 Trading Day No: 75



ATHEXGROUP
Athens Exchange Group

Disclaimer:

Hellenic Exchanges-Athens Stock Exchange S.A. endeavours to ensure that the data and other material ("Information") presented on the Daily Official List are accurate and complete, but it is not liable for any errors or omissions of data or /and for the accuracy, credibility, updating and completeness of the aforesaid information nor it has any liability arising directly or indirectly from the use of the above Information.

The Company is not liable for the accuracy of the data included in listed companies' announcements. Only the sender of such an announcement is fully and solely liable for any infringement of third party's rights from the content of such announcement. All contents of the Daily Official List are provided only for information purposes and do not constitute investment advice or solicitation to invest in securities or other products listed for trading on the Exchange.

You acknowledge and agree that the Company is the owner of any property rights related to any Information appearing on the Daily Official List including intellectual property rights copyright, trademarks, etc.

The above data are a property of the Hellenic Exchanges-Athens Exchange and are copyright protected. Users are forbidden to reproduce, modify, copy, sale, transmit or redistribute, by all reproduction means and methods, part or the whole of the above data, without reference to their source.

The commercial exploitation of these data is, also, forbidden by third parties. Hellenic Exchanges-Athens Exchange does not carry any responsibility, direct or indirect, derived from usage or accidental alteration of the above data when used by third parties.

Hellenic Exchanges – Athens Stock Exchange S.A.

110 Athinon Ave., 10442 Athens, Tel: (210) 33.66.800, Fax: (210) 32.13.938

www.athexgroup.gr

Thessalonica Stock Exchange Center (T.S.E.C)

16-18 Katouni Str., Thessalonica 546 25 Tel: (2310) 567.667, Fax: (2310) 530.545

Athex Members Guarantee Fund

14-16 Fidiou Str., Athens 106 78, Tel: (210) 33.04.682, Fax: (210) 33.04.155

Hellenic Republic Capital Market Commission

1 Kolokotroni Str. & 1 Stadiou Str., Athens 10562 Tel: (210) 33.77.100 Fax: (210) 33.77.173

Table of Contents

Section 1: Statistical Figures of Securities, Derivatives and Lending

Summary of Markets

Athex Indices

Analytic Figures for Athex Market's Boards and Categories

Trading Details by Athex Sectors and Financial Instruments (ETFs)

Top 10 best & worst performing Shares

Derivatives Summary

Section 2: Analytic Figures of Shares Transactions

Analytic Figures of Shares Transactions

Shares' Notes

Section 3: Figures of Securities Transactions

Securities Blocks Details

Shares Rights Details

Stock Borrowing

Forced Sales Details

Forced Sales Registered Shares

Exchange Traded Funds (ETFs) Characteristics

Section 5: Bonds traded in Fixed Income Assets Market

Convertible Corporate Bonds - Regulated Market

Non Convertible Corporate Bonds - Regulated Market

Government Bonds

Treasury Bills & Zero Coupon Government Bonds

Government Bonds Traded with the Open Outcry Method

State Banks Bonds

Section 6: Additional Infos

Athex & ATHEXClear Members List

List of Stocks under Market Making operations

Section 7: Derivatives Market Analytic Figures

Index Futures

Stock Futures

Index Options

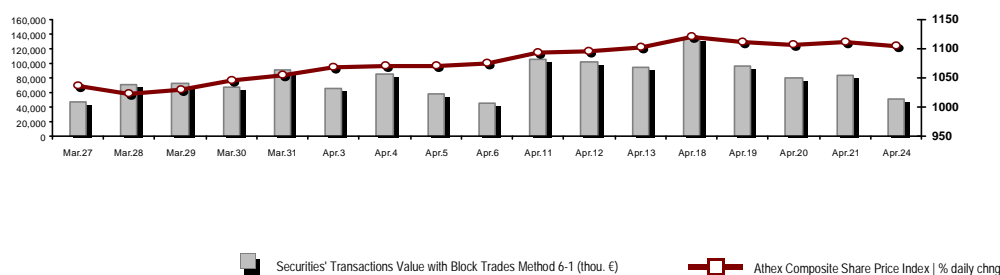
Stock Options

Stock Lending Analytic Figures

Appendix A: Sectors codification for listed companies

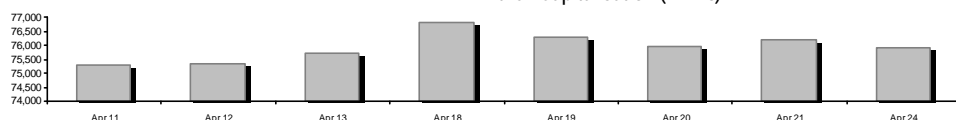
Summary of Markets

Athex Composite Share Price Index vs Shares and Derivatives Transactions Value

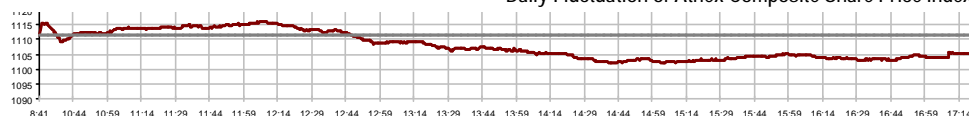


Athex Capitalisation (mill. €) **: 75,895.04		Derivatives Total Open Interest 396,365	
Daily change: mill. € %	-313.56 -0.41%	in Index Futures % daily chng	6,176 -11.30%
Yearly Avg Capitalisation: mill. € % chng prev year Avg	72,320.69 14.69%	in Stock Futures % daily chng	389,008 0.80%
Athex Composite Share Price Index % daily chng	1,105.42 -0.53%	in Index Options % daily chng	748 -62.01%
Athex Composite Share Price Index Capitalisation (mill. €)	68,582.87	in Stock Options % daily chng	433 -57.30%
Daily change (mill. €)	-329.22		
Securities' Transactions Value with Block Trades Method 6-1 (t 50,684.16		Derivatives Contracts Volume: 19,403	
Daily change: %	-32,699.14 -39.22%	Daily change: pieces %	-2,567 -11.68%
YtD Avg Trans. Value: thou. € % chng prev year Avg	106,555.98 47.48%	YtD Avg Derivatives Contracts % chng prev year Avg	48,953 42.51%
Blocks Transactions Value of Method 6-1 (thou. €)	986.71	Derivatives Trades Number:	1,513
Blocks Transactions Value of Method 6-2 & 6-3 (thou. €)	0.00	Daily change: number %	176 13.16%
Bonds Transactions Value (thou.€)	488.98	YtD Avg Trades number % chng prev year Avg	2,508 22.09%
Securities' Transactions Volume with Block Trades Method 6-1 (tho 14,460.42		Lending Total Open Interest 425,447	
Daily change: thou. pieces %	-15,015.56 -50.94%	Daily change: pieces %	-11,670 -2.67%
YtD Avg Volume: % chng prev year Avg	44,029.66 55.31%	Lending Volume (Multilateral/Bilateral)	7,000
Blocks Transactions Volume of Method 6-1 (thou. Pieces)	625.78	Daily change: pieces %	6,930
Blocks Transactions Volume of Method 6-2 & 6-3 (thou. Pieces)	0.00		
Bonds Transactions Volume	542,000	Multilateral Lending	7,000
		Bilateral Lending	0
Securities' Trades Number with Block Trades Method 6-1 21,317		Lending Trades Number: 6	
Daily change: number %	-3,633 -14.56%	Daily change: %	3
YtD Avg Trades number % chng prev year Avg	37,208 26.49%	Multilateral Lending Trades Number	6
Number of Blocks Method 6-1	3	Bilateral Lending Trades Number	0
Number of Blocks Method 6-2 & 6-3	0		
Number of Bonds Transactions	158		

Athex Capitalisation (mill. €) **



Daily Fluctuation of Athex Composite Share Price Index



Athex Composite Share Price Index at 21/04/2023

Daily Fluctuation of Athex Composite Share Price Index at 24/04/2023

Athex Indices

Index name	24/04/2023	21/04/2023	pts.	%	Min	Max	Year min	Year max	Year change
Athex Composite Share Price Index	1,105.42 €	1,111.33	-5.91	-0.53%	1,101.87	1,115.90	929.79	1,140.96	18.89% #
Athex ESG Index	1,257.08 €	1,264.50	-7.42	-0.59%	1,251.31	1,268.53	1,057.52	1,311.72	18.85% #
FTSE/Athex Large Cap	2,679.92 €	2,695.10	-15.18	-0.56%	2,666.58	2,704.25	2,250.77	2,795.71	19.03% #
FTSE/Athex Mid Cap Index	1,616.09 €	1,624.77	-8.68	-0.53%	1,613.15	1,630.01	1,411.43	1,660.73	14.50% #
FTSE/ATHEX High Dividend Yield Index	3,418.75 €	3,430.75	-12.00	-0.35%	3,414.67	3,442.85	3,028.28	3,547.10	12.89% #
FTSE/ATHEX Global Traders Index Plus	3,156.06 €	3,168.18	-12.12	-0.38%	3,142.05	3,173.17	2,616.09	3,217.08	20.64% #
FTSE/ATHEX Mid & Small Cap Factor-Weighted Ind	4,923.10 #	4,900.91	22.19	0.45%	4,874.84	4,923.10	4,353.12	4,965.04	12.00% #
ATHEX Select Index Plus	3,601.41 €	3,618.06	-16.65	-0.46%	3,590.53	3,637.46	3,071.06	3,706.63	17.27% #
ATHEX Select Index	5,784.65 €	5,807.66	-23.01	-0.40%	5,763.56	5,841.34	4,343.88	6,091.85	33.17% #
FTSE/Athex Market Index	641.80 €	644.95	-3.15	-0.49%	639.13	647.16	539.21	662.70	19.00% #
Athex Composite Index Total Return Index	1,961.05 €	1,970.23	-9.18	-0.47%	1,954.76	1,979.65	1,641.17	2,015.89	19.49% #
FTSE/Athex Large Cap Total Return	4,308.55 €	4,332.96	-24.41	-0.56%			3,623.42	4,431.63	19.65% #
FTSE/Athex Mid Cap Total Return	2,128.61 €	2,140.04	-11.43	-0.53%			1,881.61	2,180.39	14.58% #
Hellenic Mid & Small Cap Index	1,577.36 €	1,584.87	-7.51	-0.47%	1,574.42	1,589.12	1,365.14	1,599.85	15.55% #
FTSE/Athex Banks	824.85 €	838.49	-13.64	-1.63%	816.26	843.27	640.09	954.15	28.77% #
FTSE/Athex Insurance	2,820.41 #	2,805.12	15.29	0.55%	2,766.91	2,820.41	2,675.19	3,042.07	-3.91% €
FTSE/Athex Financial Services	1,213.67 €	1,224.47	-10.80	-0.88%	1,211.48	1,233.49	672.72	1,375.02	77.07% #
FTSE/Athex Industrial Goods & Services	6,163.26 €	6,260.27	-97.01	-1.55%	6,119.99	6,260.27	4,603.86	6,374.93	32.87% #
FTSE/Athex Retail	1,108.75 #	1,106.26	2.49	0.23%	1,102.01	1,117.49	901.21	1,131.82	23.03% #
FTSE/ATHEX Real Estate	3,868.84 €	3,930.11	-61.27	-1.56%	3,868.84	3,962.92	3,783.96	4,461.05	-5.01% €
FTSE/Athex Consumer Goods & Services	12,237.21 #	12,097.45	139.76	1.16%	12,044.33	12,248.62	8,974.47	12,337.62	33.63% #
FTSE/Athex Food & Beverage	10,139.79 #	10,092.29	47.50	0.47%	10,092.29	10,270.02	8,101.49	10,270.02	19.77% #
FTSE/Athex Basic Resources	7,058.13 €	7,119.86	-61.73	-0.87%	6,952.46	7,187.28	6,463.31	7,812.43	8.76% #
FTSE/Athex Construction & Materials	3,777.03 #	3,771.85	5.18	0.14%	3,769.29	3,836.03	3,204.90	3,846.65	17.85% #
FTSE/Athex Energy	5,008.19 €	5,027.94	-19.75	-0.39%	4,989.63	5,085.26	4,780.16	5,856.79	-0.43% €
FTSE/Athex Travel & Leisure	2,630.97 #	2,621.33	9.64	0.37%	2,617.94	2,650.49	2,196.17	2,663.82	18.66% #
FTSE/Athex Technology	2,321.94 €	2,340.96	-19.02	-0.81%	2,316.82	2,343.96	2,047.81	2,372.79	13.03% #
FTSE/Athex Telecommunications	3,782.90 €	3,816.26	-33.36	-0.87%	3,782.90	3,855.17	3,511.53	4,391.80	-7.09% €
FTSE/Athex Utilities	5,189.47 #	5,170.09	19.38	0.37%	5,150.22	5,214.91	4,598.77	5,289.37	12.84% #
FTSE/Athex Health Care	418.89 €	426.82	-7.93	-1.86%	416.63	426.82	390.59	469.84	0.00% ↘
FTSE/Athex Personal Products	6,866.13 #	6,788.68	77.45	1.14%	6,775.11	6,952.53	6,441.87	7,905.24	3.93% #
Athex All Share Index	265.00 €	266.09	-1.09	-0.41%	265.00	265.00	231.11	271.62	15.10% #
Hellenic Corporate Bond Index	120.94 #	120.91	0.03	0.02%			118.78	121.26	1.64% #
Hellenic Corporate Bond Price Index	86.68 #	86.66	0.01	0.02%			85.96	87.55	0.52% #

Note 1: FTSE/Med 100, Hellenic Corporate Bond Price Index and Hellenic Corporate Bond Index closing prices refer to the previous trading day of 20/04/2023.

Note 2: The Hellenic Mid & Small Cap Index is a Customized index calculated by the Athens Exchange.

Analytic Figures for Athex Market's Boards and Categories

	Total Traded Securities	Main Market	Surveillance	Exchange Traded Funds (ETFs)
Totals	123	111	12	0
Gain / Lose / Same:	36 / 61 / 26	34 / 57 / 20	2 / 4 / 6	0 / 0 / 0
Athex Capitalisation (mill. €) **	75,895.04	75,517.85	377.19	
Daily Average Trans/ons Value(thou.€)	106,555.98	106,288.87	289.25	30.80
Transactions Value	50,684.16	50,588.53	95.64	0.00
Main Board:	49,697.45	49,601.81	95.64	0.00
Blocks Board 6_2_3:	986.71	986.71	0.00	0.00
Forced Sales Board:	0.00	0.00	0.00	0.00
Special Terms Board:	0.00	0.00	0.00	0.00
Daily Average Transactions Volume	44,029,658	42,710,752	1,326,939	1,229
Transactions Volume	14,460,417	13,818,271	642,146	0
Main Board:	13,834,639	13,192,493	642,146	0
Blocks Board 6_2_3:	625,778	625,778	0	0
Forced Sales Board:	0	0	0	0
Special Terms Board:	0	0	0	0
Daily Average Number of Trades	37,208	36,933	272	3
Number of Trades	21,317	21,168	149	0
Main Board:	21,314	21,165	149	0
Blocks Board 6_2_3:	3	3	0	0
Forced Sales Board:	0	0	0	0
Special Terms Board:	0	0	0	0

Trading Details by Athex Sectors and Financial Instruments (ETFs)

Code	Sectors	Gain / Lose / Same	Number of Trades	Transactions Volume	Transactions Value	% of Total Trans. Value
3010	- Banks	1 / 5 / 0	6,557	10,094,285	19,493,224.94	38.46%
5510	- Basic Resources	3 / 12 / 3	900	293,810	902,743.78	1.78%
5010	- Construction & Materials	4 / 6 / 3	1,666	581,002	2,464,068.95	4.86%
4020	- Consumer Products & Services	3 / 4 / 1	1,413	241,179	3,499,085.73	6.90%
6010	- Energy	1 / 2 / 1	1,528	186,684	3,180,840.21	6.28%
12000	- Financial Instruments	0 / 0 / 0	---	---	---	---
3020	- Financial Services	1 / 2 / 1	309	347,885	253,567.89	0.50%
4510	- Food Beverage & Tobacco	2 / 1 / 2	289	58,182	1,243,920.29	2.45%
2010	- Health Care	1 / 2 / 0	54	39,143	22,595.35	0.04%
5020	- Industrial Goods & Services	7 / 7 / 3	2,431	961,820	6,017,861.74	11.87%
3030	- Insurance	1 / 0 / 0	5	90	330.40	0.00%
4030	- Media	0 / 1 / 0	8	3,950	2,113.90	0.00%
4520	- Personal Care, Drug & Grocery Stores	2 / 1 / 0	60	4,579	30,036.73	0.06%
3510	- Real Estate	1 / 3 / 6	609	172,823	670,113.43	1.32%
4040	- Retail	3 / 2 / 1	220	60,705	200,107.46	0.39%
1010	- Technology	0 / 9 / 1	851	289,719	1,019,153.66	2.01%
1510	- Telecommunications	0 / 1 / 1	1,136	301,885	4,110,099.65	8.11%
4050	- Travel & Leisure	4 / 0 / 3	1,385	451,010	3,796,825.95	7.49%
6510	- Utilities	2 / 3 / 0	1,896	371,666	3,777,474.37	7.45%

Top 10 best & worst performing Shares

Main Market					
With positive Price change	Closing price	change	With negative Price change	Closing price	change
PETROPOULOS PETROS (CR)	7.36	3.95% #	PIRAEUS FINANCIAL HOLD (CR)	2.196	-3.85% €
TERNA ENERGY (CR)	20.62	2.18% #	CPI SA (CR)	0.568	-3.40% €
MOTODYNAMICS S.A. (CR)	3.25	1.56% #	ELLAKTOR (CR)	2.035	-3.33% €
JUMBO SA (CR)	21.6	1.50% #	AVAX S.A. (CR)	0.81	-2.64% €
ATTICA BANK S.A. (CR)	13.34	1.37% #	IDEAL HOLDINGS (CR)	4.445	-2.52% €
GR. SARANTIS S.A. (CR)	6.83	1.19% #	LAVIPHARM SA (CR)	0.392	-2.00% €
FLEXOPACK SA (CR)	8.8	1.15% #	LAMDA DEVELOPMENT SA (CR)	5.68	-1.98% €
SIDMA STEEL (CR)	2.37	0.85% #	ELVALHALCOR (CR)	1.638	-1.92% €
ADMIE (IPTO) HOLDING S.A. (CR)	1.83	0.77% #	ALPHA SERVICES HOLD (CR)	1.186	-1.82% €
MIG (CR)	0.2185	0.69% #	AS COMPANY SA (CR)	2.18	-1.80% €
With the highest Transactions Value	Value (thou. €)	change	With the highest Transactions Volume	Volume	change
PIRAEUS FINANCIAL HOLD (CR)	7,805.14	-3.85% €	PIRAEUS FINANCIAL HOLD (CR)	3,522,587	-3.85% €
NATIONAL BANK (CR)	4,577.71	-0.99% €	ALPHA SERVICES HOLD (CR)	3,393,185	-1.82% €
MYTILINEOS (CR)	4,384.09	-1.73% €	EUROBANK HOLDINGS (CR)	2,220,935	-0.95% €
OTE (CR)	4,102.73	-0.88% €	NATIONAL BANK (CR)	951,338	-0.99% €
ALPHA SERVICES HOLD (CR)	4,024.72	-1.82% €	MIG (CR)	305,169	0.69% #
OPAP (CR)	3,296.70	0.39% #	OTE (CR)	300,734	-0.88% €
EUROBANK HOLDINGS (CR)	2,990.17	-0.95% €	CENERGY HOLDINGS (CB)	263,346	0.23% #
MOTOR OIL (CR)	2,757.80	0.00% -	OPAP (CR)	214,657	0.39% #
JUMBO SA (CR)	2,575.05	1.50% #	PPC (CR)	188,658	-0.43% €
TERNA ENERGY (CR)	1,896.62	2.18% #	MYTILINEOS (CR)	161,648	-1.73% €

Note: Stocks that are not included in the "Under Supervision" category, and the transactions value is more than 10,000 €.

Derivatives Summary

	Number of Trades	Volume	Open Interest
Index Futures	169	617	6,176
FTSE/Athex Banks	5	16	1,047
FTSE/Athex Large Cap	164	601	5,129
Stock Futures	1,330	18,719	389,008
ADMIE (IPTO) HOLDING S.A. (CR)	3	92	12,727
AEGEAN AIRLINES (CR)	4	14	1,907
ALPHA SERVICES HOLD (CR)	209	6,866	127,347
AUTOHELLAS SA (CR)	4	9	84
AVAX S.A. (CR)	0	0	372
CC HBC AG (CR)	5	12	469
CENERGY HOLDINGS (CB)	27	172	5,883
ELLAKTOR (CR)	4	5	856
ELVALHALCOR (CR)	0	0	1,290
EUROBANK HOLDINGS (CR)	131	2,896	33,680
EYDAP S.A. (CR)	0	0	504
FOURLIS (CR)	1	1	1,558
GEK TERNA (CR)	35	134	8,192
HELLENIC EXCHANGES-A.S.E. (CR)	7	16	1,797
HELLENIQ ENERGY (CR)	14	37	1,555
INTRACOM HOLDINGS (CR)	10	24	4,454
INTRAKAT (CR)	11	86	8,167
JUMBO SA (CR)	21	122	467
LAMDA DEVELOPMENT SA (CR)	27	105	5,652
MIG (CR)	0	0	1,295
MOTOR OIL (CR)	14	45	1,102
MYTILINEOS (CR)	69	261	2,135
NATIONAL BANK (CR)	122	1,202	22,696
OPAP (CR)	3	4	1,849
OTE (CR)	42	165	10,463
P.P.A. S.A. (CR)	0	0	363
PIRAEUS FINANCIAL HOLD (CR)	397	5,875	92,499
PPC (CR)	50	130	23,016
QUEST HOLDINGS (CR)	0	0	97
TERNA ENERGY (CR)	72	281	10,010
TITAN CEMENT (CB)	4	20	912
VIOHALCO SA/NV (CB)	44	145	5,610
Index Options	12	62	748
FTSE/Athex Large Cap	12	62	748
Stock Options	2	5	433
ALPHA SERVICES HOLD (CR)	0	0	29
NATIONAL BANK (CR)	2	5	277
OPAP (CR)	0	0	33
OTE (CR)	0	0	0
PIRAEUS FINANCIAL HOLD (CR)	0	0	3
PPC (CR)	0	0	91
Total Derivatives Traded	1,513	19,403	396,365

Number of Outstanding Securities	Nominal Value	Dividends [1]			Date of Last Coupon Dividend [2]		Note	Shares	Closing price	% change	Previous closing price/date		Open price	Price min	Price max	Last price	Avg price	Last Bid [7]		Last Ask [7]		P/E after tax	Year	Volume	Trades	Transactions Value[8]	Company Mkt Value (thou. €)	Year low	Year high	Sector[4]
----------------------------------	---------------	---------------	--	--	----------------------------------	--	------	--------	---------------	----------	-----------------------------	--	------------	-----------	-----------	------------	-----------	--------------	--	--------------	--	---------------	------	--------	--------	-----------------------	-----------------------------	----------	-----------	------------

Main Market - High Liquidity Class

2,348,908,567	0.290	---	---	---	07/04/2008	18/04/2017	---	ALPHA SERVICES HOLD (CR)	1.186	-1.82	€	1.208	21/04/2023	1.2025	1.166	1.215	1.186	1.186	50@1.18	56586@1.19	---	---	---	3,393,185	1,705	4,024,715.61	2,785,805.56	1.0015	1.513	30101010
45,033,921	0.050	---	---	---	04/06/2008	27/03/2023	---	ATTICA BANK S.A. (CR)	13.34	1.37	P	13.16	21/04/2023	13.26	13.1	13.48	13.34	13.343	1@13.34	270@13.40	---	---	---	1,683	35	22,456.22	600,752.51	10.62	48.75	30101010
18,176,934	1.00	---	---	---		27/01/2023	---	AUSTRIACARD (CB)	11.6	-0.86	€	11.7	21/04/2023	11.9	11.6	11.9	11.6	11.614	200@10.30	100@11.70	---	---	---	105	2	1,219.50	210,852.43	11.1	13.42	10101010
48,624,764	0.080	0.23	0.46	0.65	24/04/2023	05/12/2022	---	AUTOHELLAS SA (CR)	12.94	-1.67	€	13.16	21/04/2023	12.74	12.54	13.1	12.94	12.97	1650@12.90	244@12.98	---	---	---	70,035	512	908,357.54	629,204.45	10.06	13.2	40201040
190,162,681		---	---	---		07/12/2016	---	CENERGY HOLDINGS (CB)	4.44	0.23	P	4.43	21/04/2023	4.47	4.4	4.475	4.44	4.439	5447@4.43	147@4.44	---	---	---	263,346	494	1,169,079.67	844,322.30	3.015	4.475	50202010
372,086,095	6.70	0.64	0.71	---	07/07/2022	29/04/2013	---	CC HBC AG (CR)	27.11	0.48	P	26.98	21/04/2023	27.16	27.02	27.46	27.11	27.103	1@27.08	483@27.17	---	---	---	43,616	232	1,182,136.640	087,254.04	21.54	27.46	45101020
3,710,677,508	0.220	---	---	---	02/05/2008	20/05/2019	---	EUROBANK HOLDINGS (CR)	1.3505	-0.95	€	1.3635	21/04/2023	1.358	1.3305	1.375	1.3505	1.346	100@1.35	18840@1.35	---	---	---	2,220,935	1,175	2,990,170.57	5,011,269.97	1.0495	1.4935	30101010
52,131,944	1.00	---	0.1102	---	30/06/2022	23/07/2019	---	FOURLIS (CR)	3.84	---	↘	3.84	21/04/2023	3.85	3.81	3.865	3.84	3.833	20@3.82	620@3.84	---	---	---	15,964	56	61,185.79	200,186.66	3.26	3.99	40401010
305,635,185	2.18	0.1	0.1	0.3	11/01/2023	01/10/2003	---	HELLENIO ENERGY (CR)	7.29	-1.49	€	7.4	21/04/2023	7.4	7.29	7.47	7.29	7.344	122@7.29	5@7.32	---	---	---	56,375	355	414,042.86	2,228,080.50	6.93	8.68	60101020
83,600,000	0.880	---	---	---	03/07/2007	23/09/2022	---	INTRACOM HOLDINGS (CR)	1.798	-0.88	€	1.814	21/04/2023	1.8	1.79	1.83	1.798	1.805	20@1.80	2000@1.80	---	---	---	41,058	87	74,107.90	150,312.80	1.678	2.12	10101010
160,523,985	0.300	---	---	---	12/08/2008	30/12/2022	---	INTRAKAT (CR)	1.648	0.37	P	1.642	21/04/2023	1.654	1.638	1.668	1.648	1.649	100@1.64	2310@1.65	---	---	---	141,813	197	233,799.18	264,543.53	1.366	1.788	50101010
136,059,759	0.880	0.77	0.77	---	21/03/2023	05/03/2014	---	JUMBO SA (CR)	21.6	1.50	P	21.28	21/04/2023	21.58	21.28	21.6	21.6	21.492	470@21.42	2365@21.60	---	---	---	119,813	825	2,575,054.42	2,938,890.79	15.61	22.06	40203045
176,736,715	0.300	---	---	---	30/05/2007	27/11/2019	---	LAMDA DEVELOPMENT SA (CR)	5.68	-1.98	€	5.795	21/04/2023	5.83	5.68	5.85	5.68	5.768	53@5.68	268@5.72	---	---	---	85,162	352	491,248.08	1,003,864.54	5.55	6.6	35101010
939,510,748	0.100	---	---	---	26/04/2007	29/08/2014	---	MIG (CR)	0.2185	0.69	P	0.217	21/04/2023	0.217	0.217	0.22	0.2185	0.2185	16223@0.217	1080@0.219	---	---	---	305,169	51	66,583.11	205,283.10	0.0329	0.28	30202000
107,222,688	0.440	---	(0.5667)	---	17/06/2022	16/03/2022	---	QUEST HOLDINGS (CR)	5.04	-0.20	€	5.05	21/04/2023	5.09	5.01	5.09	5.04	5.054	1500@5.03	72@5.04	---	---	---	18,871	70	95,373.45	540,402.35	4.655	5.46	10101010
78,325,475		---	---	---		23/07/2019	---	TITAN CEMENT (CB)	14.98	0.67	P	14.88	21/04/2023	14.9	14.86	15.3	14.98	14.983	17@14.94	238@14.98	---	---	---	50,315	416	753,853.16	1,173,315.62	12.04	16	50101030
259,189,761		0.02	0.1	---	03/06/2022	26/02/2016	---	VIOHALCO SAINV (CB)	4.48	-0.33	€	4.495	21/04/2023	4.5	4.35	4.57	4.48	4.439	520@4.38	3000@4.50	---	---	---	151,878	472	674,157.93	1,161,170.13	3.995	4.86	55102015
144,321,516	0.300	---	---	---	01/07/2011	22/01/2020	---	AVAX S.A. (CR)	0.81	-2.64	€	0.832	21/04/2023	0.83	0.807	0.84	0.81	0.831	2015@0.810	500@0.824	---	---	---	78,446	168	65,175.79	116,900.43	0.748	1	50101010
232,000,000	2.12	0.1069	0.0854	0.0682	29/08/2022	19/06/2017	---	ADMIE (IPTO) HOLDING S.A. (CR)	1.83	0.77	P	1.816	21/04/2023	1.816	1.81	1.838	1.83	1.818	3107@1.81	7936@1.83	14.59	2022	---	36,886	149	67,046.59	424,560.00	1.64	2.035	65101015
90,167,100	0.500	---	---	---	03/06/2019	24/05/2021	---	AEGEAN AIRLINES (CR)	8.01	0.12	P	8	21/04/2023	8	7.89	8.04	8.01	7.993	972@7.98	1888@8.00	---	---	---	45,912	217	366,996.04	722,238.47	5.27	8.15	40501010
103,423,291	0.570	---	---	---	01/08/2011	06/09/2022	---	GEK TERNA (CR)	12.48	0.65	P	12.4	21/04/2023	12.4	12.38	12.74	12.48	12.573	1180@12.46	631@12.52	---	---	---	95,323	441	1,198,529.22	1,290,722.67	10.42	12.74	50101010
382,000,000	2.48	---	---	---	20/07/2015	12/12/2001	---	PPC (CR)	8.1	-0.43	€	8.135	21/04/2023	8.125	8.04	8.17	8.1	8.093	976@8.09	63@8.11	---	---	---	188,658	714	1,526,833.60	3,094,200.00	6.6	8.48	65101015
914,715,153	1.00	---	---	---	16/05/2008	29/08/2018	---	NATIONAL BANK (CR)	4.818	-0.99	€	4.866	21/04/2023	4.87	4.76	4.89	4.818	4.812	6000@4.80	2481@4.82	---	---	---	951,338	1,366	4,577,712.31	4,407,097.61	3.746	5.528	30101010
375,241,586	0.390	0.01	0.03	---	30/05/2022	14/07/2006	---	ELVALHALCOR (CR)	1.638	-1.92	€	1.67	21/04/2023	1.67	1.638	1.694	1.638	1.666	600@1.64	489@1.65	---	---	---	105,135	272	175,148.46	614,645.72	1.52	1.894	55102015
348,192,005	0.040	---	---	---	05/07/2011	16/07/2021	---	ELLAKTOR (CR)	2.035	-3.33	€	2.105	21/04/2023	2.11	2.035	2.11	2.035	2.062	2000@2.03	681@2.06	---	---	---	63,188	157	130,320.18	708,570.73	1.706	2.455	50101010
60,348,000	0.420	0.07	0.1515	---	08/06/2022	04/08/2021	---	HELLENIC EXCHANGES-A.S.E. (CR)	4.09	-1.80	€	4.165	21/04/2023	4.165	4.075	4.195	4.09	4.113	210@4.08	1010@4.12	---	---	---	38,450	184	158,149.92	246,823.32	3.09	4.525	30202015
106,500,000	0.600	---	0.28	---	05/09/2022	13/09/2021	---	EYDAP S.A. (CR)	6.76	-0.88	€	6.82	21/04/2023	6.82	6.67	6.86	6.76	6.741	1750@6.70	10@6.79	---	---	---	31,075	257	209,470.14	719,940.00	6.36	7.34	65102030
110,782,980	0.750	---	0.9054	0.4058	21/11/2022	04/11/2013	---	MOTOR OIL (CR)	22	---	↘	22	21/04/2023	22	21.86	22.32	22	22.032	786@21.98	2267@22.00	---	---	---	125,172	1,144	2,757,804.26	2,437,225.56	20.84	25.82	60101020
142,891,161	0.970	0.378	0.4341	---	24/06/2022	07/07/2017	---	MYTILINEOS (CR)	27.18	-1.73	€	27.66	21/04/2023	27.2	26.96	27.26	27.18	27.121	10@26.98	8163@27.18	---	---	---	161,648	1,349	4,384,090.06	3,883,781.76	19.94	28.4	50203000
25,000,000	2.00	0.4	0.628	---	25/07/2022	08/08/2003	---	P.P.A. S.A. (CR)	19.3	-1.53	€	19.6	21/04/2023	19.5	19.28	19.7	19.3	19.429	44@19.30	21@19.50	9.12	2022	---	4,702	104	91,354.20	482,500.00	15.86	19.84	50206060
363,341,859	0.300	0.55	0.6	0.3	19/10/2022	29/07/2022	---	OPAP (CR)	15.36	0.39	P	15.3	21/04/2023	15.3	15.28	15.48	15.36	15.358	430@15.35	318@15.36	---	---	---	214,657	1,076	3,296,704.58	5,580,930.95	13.02	15.6	40501020
433,664,596	2.83	0.6879	0.8231	---	01/07/2022	18/06/1998	---	OTE (CR)	13.54	-0.88	€	13.66	21/04/2023	13.7	13.54	13.8	13.54	13.642	2882@13.53	568@13.57	---	---	---	300,734	1,123	4,102,729.27	5,871,818.63	12.57	15.73	15102015
1,250,367,223	0.930	---	---	---	16/05/2008	14/04/2021	---	PIRAEUS FINANCIAL HOLD (CR)	2.196	-3.85	€	2.284	21/04/2023	2.3	2.18	2.306	2.196	2.216	1000@2.19	3000@2.20	---	---	---	3,522,587	2,200	7,805,140.43	2,745,806.42	1.43	2.449	30101010
43,741,452	0.660	0.16	0.2723	0.0698	30/01/2023	01/11/1999	---	THRACE PLASTICS SA (CR)	4.315	-0.12	€	4.32	21/04/2023	4.35	4.3	4.355	4.315	4.333	311@4.29	189@4.31	---	---	---	13,761	72	59,630.17	188,744.37	3.76	4.68	50203015
69,877,484	0.780	0.2239	0.1493	---	03/06/2022	13/06/2018	---	GR. SARANTIS S.A. (CR)	6.83	1.19	P	6.75	21/04/2023	6.93	6.73	6.93	6.83	6.817	300@6.72	518@6.83	---	---	---	4,317	55	29,427.26	477,263.22	6.39	8	45201020
115,855,090	0.300	0.3407	0.3411	---	04/07/2022	05/03/2020	---	TERNA ENERGY (CR)	20.62	2.18	P	20.18	21/04/2023	20.4	20.34	20.66	20.62	20.532	500@20.56	1518@20.64	---	---	---	92,376	720	1,896,619.20	2,388,931.96	17.89	21.04	65101010

Number of Outstanding Securities	Nominal Value	Dividends [1]			Date of Last Coupon		Note	Shares	Closing price	% change	Previous closing		Open price	Price min	Price max	Last price	Avg price	Last Bid [7]	Last Ask [7]	P/E after tax	Year	Volume	Trades	Transactions Value[8]	Company Mkt Value (thou. €)	Year low	Year high	Sector[4]	
		2020	2021	2022	Dividend [2]	Right					price/date	price/date																	
Main Market - Medium Liquidity Class																													
13,126,020	0.660	0.0837	0.1163	---	22/06/2022	04/09/2020	---	AS COMPANY SA (CR)	2.18	-1.80	€	2.22	21/04/2023	2.17	2.16	2.22	2.18	2.175	1350@2.18	1136@2.22	---	---	5,050	16	10,985.55	28,614.72	2.02	2.38	40401030
3,114,144	0.360	0.1558	0.3427	---	14/06/2022	02/06/2020	---	ALPHA TRUST (CR)	5.5	---	↘	5.5	21/04/2023	5.5	5.45	5.5	5.5	5.499	100@5.35	100@5.50	---	---	716	38	3,937.20	17,127.79	4.32	5.5	30202010
14,000,000	4.15	---	3.42	---	14/09/2022	29/06/1999	---	ALPHA REAL ESTATE SA(CR)	8.32	2.72	⬇	8.1	21/04/2023	8.34	8.32	8.4	8.32	8.365	100@8.14	100@8.30	---	---	300	8	2,509.40	116,480.00	6.68	9.22	35101015
215,805,843	0.300	0.05	---	---	30/12/2021	15/11/2022	---	ATTICA HOLDINGS (CR)	2.5	---	↘	2.5	21/04/2023	2.5	2.48	2.5	2.5	2.499	370@2.50	100@2.52	---	---	23,656	17	59,124.08	539,514.61	1.865	2.5	40501015
151,654,947	0.040	---	---	---	01/07/2008	21/02/2020	---	AVE (CR)	0.534	-2.91	€	0.55	21/04/2023	0.536	0.534	0.536	0.534	0.535	750@0.534	1639@0.550	---	---	3,950	8	2,113.90	80,983.74	0.506	0.586	40301010
35,764,593	2.10	0.06	0.075	---	26/04/2022	25/11/2019	---	BRIQ PROPERTIES (CR)	2.02	---	↘	2.02	21/04/2023	2.04	2.01	2.05	2.02	2.031	2988@2.01	785@2.02	---	---	29,218	56	59,342.39	72,244.48	1.9	2.11	35102030
101,123,806	0.360	---	---	---	22/07/2010	28/06/2011	---	CENTRIC HOLDINGS (CR)	0.297	0.34	⬇	0.296	21/04/2023	0.291	0.289	0.297	0.297	0.29	700@0.289	1299@0.297	---	---	11,891	16	3,453.19	30,033.77	0.263	0.333	40203040
784,500	10.00	---	0.3	---	24/05/2022	31/07/2018	---	CNL CAPITAL (CR)	7.2	---	↘	7.2	21/04/2023	---	---	---	---	---	100@7.10	100@7.20	16.58	2021	---	---	---	5,648.40	6.8	8	30202010
10,246,800	0.300	---	---	---	06/10/2005	13/02/2002	---	CPI SA (CR)	0.568	-3.40	€	0.588	21/04/2023	0.594	0.554	0.594	0.568	0.564	4600@0.556	790@0.566	---	---	34,180	46	19,290.80	5,820.18	0.548	0.722	10102030
18,680,300	0.050	---	---	---	06/07/2022	---	---	DIMAND (CR)	11.9	---	↘	11.9	21/04/2023	11.95	11.75	12	11.9	11.904	20@11.70	142@11.90	---	---	3,528	47	41,996.10	222,295.57	11.6	14.9	35101010
54,200,000	0.075	---	0.035	---	19/07/2022	23/11/2021	---	EPSILON NET (CR)	7.85	---	↘	7.85	21/04/2023	7.85	7.8	7.9	7.85	7.848	5000@7.80	500@7.87	---	---	25,396	53	199,318.46	425,470.00	6.2	8	10101015
40,134,921	0.400	---	---	---	30/08/1993	05/12/2022	---	IDEAL HOLDINGS (CR)	4.445	-2.52	€	4.56	21/04/2023	4.48	4.395	4.57	4.445	4.472	150@4.44	150@4.46	---	---	20,263	115	90,609.82	178,399.72	3.38	4.8	10102030
167,868,482	0.300	---	---	---	20/08/2007	28/11/2022	---	LAVIPHARM SA (CR)	0.392	-2.00	€	0.4	21/04/2023	0.4	0.392	0.4	0.392	0.394	9166@0.392	684@0.397	---	---	36,088	33	14,204.37	65,804.44	0.366	0.48	20103015
4,740,000	0.860	---	---	---	14/03/2003	---	---	LOGISMOS S.A. (CR)	1	---	↘	1	21/04/2023	---	---	---	---	---	1000@0.960	1193@1.00	---	2021	---	---	---	4,740.00	0.946	1.1	10101015
17,120,280	0.940	0.06	0.06	---	27/06/2022	02/08/2019	---	LOULIS FOOD (CR)	2.5	1.21	⬇	2.47	21/04/2023	2.47	2.41	2.5	2.5	2.464	825@2.41	50@2.55	---	---	1,190	6	2,932.50	42,800.70	2.38	2.82	45102020
4,419,616	1.58	---	---	0.1131	01/03/2023	04/03/2015	---	MEDICON S.A (CR)	3.7	-1.86	€	3.77	21/04/2023	3.7	3.68	3.7	3.68	3.7	10@3.62	10@3.74	---	---	1,710	7	6,326.80	16,352.58	3.45	4.15	20102010
468,700	2.24	3.42	---	---	03/05/2022	21/05/2004	---	MERMEREN KOMB. A.D. PR. (GDR)	52	-2.80	€	53.5	21/04/2023	51.5	51.5	52.5	52.5	51.8	24@49.00	12@52.50	1.64	2021	20	3	1,036.00	24,372.40	43.4	59	55102000
10,500,000	0.950	---	---	---	24/06/2008	22/07/2022	---	MEVACO SA (CR)	3.24	---	↘	3.24	21/04/2023	3.14	3.14	3.24	3.24	3.143	250@3.14	1099@3.24	17.56	2021	251	3	788.84	34,020.00	2.52	3.26	55102015
87,127,162	0.500	---	---	---	21/05/2008	28/07/2021	---	PREMIA (CR)	1.142	-0.52	€	1.148	21/04/2023	1.15	1.14	1.152	1.142	1.147	151@1.14	1000@1.15	---	---	35,151	82	40,305.55	99,499.22	1.07	1.36	35101010
24,377,795	0.230	---	---	---	27/06/2022	08/06/2022	---	PROFILE SA (CR)	3.34	-1.48	€	3.39	21/04/2023	3.36	3.33	3.37	3.34	3.349	1185@3.33	285@3.34	---	---	46,139	187	154,499.63	81,421.84	2.575	3.56	10101010
27,345,120	0.280	---	---	---	18/07/2005	26/02/2014	---	QUALITY & RELIABILITY SA (CR)	0.528	-1.86	€	0.538	21/04/2023	0.54	0.522	0.546	0.528	0.533	1000@0.524	2160@0.536	---	---	17,803	45	9,484.83	14,438.22	0.465	0.6	10101010
6,456,530	1.08	0.0804	0.12	---	14/07/2022	02/08/2010	---	SPACE HELLAS SA (CR)	6.4	---	↘	6.4	21/04/2023	6.4	6.36	6.44	6.38	6.403	35@6.34	9@6.38	---	---	1,151	13	7,370.38	41,321.79	5.28	6.9	15101010
17,190,046	0.290	---	---	---	16/11/1992	30/11/2022	---	UNIBIOS (CR)	0.618	-0.32	€	0.62	21/04/2023	0.626	0.616	0.636	0.618	0.619	1000@0.614	1500@0.620	---	---	11,861	36	7,341.38	10,623.45	0.558	0.719	50204000
32,413,681	0.370	---	---	---	15/07/2009	11/05/2000	---	ALUMIL (CR)	2.12	-0.47	€	2.13	21/04/2023	2.18	2.11	2.18	2.12	2.134	409@2.12	170@2.14	---	---	6,961	28	14,852.82	68,717.00	1.986	2.54	55102035
3,534,269	3.44	(0.4452)	0.6908	---	16/12/2022	19/07/2022	---	ANDROMEDA SA (CR)	7.06	-0.56	€	7.1	21/04/2023	7.08	6.88	7.1	7.06	7.013	8@6.90	75@7.06	---	2022	3,550	36	24,897.66	24,951.94	5.9	7.1	30204000
18,810,000	0.400	---	---	---	08/07/2010	14/11/2007	---	VARVERIS - MODA BAGNO SA (CR)	0.72	0.70	⬇	0.715	21/04/2023	0.7	0.7	0.725	0.725	0.718	200@0.685	950@0.710	---	---	170	3	121.98	13,543.20	0.62	0.8	40401025
23,986,500	1.05	---	---	---	26/06/2009	15/03/2000	---	BIOKARPET S.A.(CR)	2	1.27	⬇	1.975	21/04/2023	2.09	1.94	2.09	2	1.981	299@1.92	56@2.02	---	---	3,484	22	6,903.52	47,973.00	1.5	2.14	50101035
6,325,000	0.600	---	0.19	---	04/07/2022	17/02/2014	---	VOYATZOGLOU (CR)	2.44	2.52	⬇	2.38	21/04/2023	2.42	2.42	2.44	2.44	2.431	300@2.18	211@2.38	---	---	210	2	510.48	15,433.00	1.97	2.46	50205010
24,060,000	0.300	0.035	0.055	---	12/04/2022	01/07/2019	---	GEN. COMMERCIAL & IND.SA (CR)	1.365	---	↘	1.365	21/04/2023	1.365	1.35	1.365	1.35	1.364	30@1.35	550@1.35	8.44	2022	1,050	2	1,432.50	32,841.90	1.175	1.42	50205010
15,878,748	0.480	---	---	---	10/07/2006	22/03/2004	---	DOMIKI KRITIS SA (CR)	0.746	-0.53	€	0.75	21/04/2023	0.74	0.732	0.746	0.746	0.738	200@0.736	9@0.746	---	---	8,150	18	6,015.93	11,845.55	0.71	0.85	50101010
34,720,000	0.310	---	---	---	16/06/2010	01/08/2007	---	DROMEAS SA (CR)	0.321	-0.62	€	0.323	21/04/2023	0.32	0.32	0.325	0.325	0.321	500@0.316	80@0.325	---	---	4,700	7	1,506.81	11,145.12	0.3	0.389	40202015
13,673,200	0.880	---	---	---	18/07/2008	26/07/2001	---	EVROFARMA SA (CR)	0.845	---	↘	0.845	21/04/2023	0.85	0.81	0.86	0.845	0.831	1071@0.810	400@0.845	---	---	5,599	15	4,650.15	11,553.85	0.684	0.876	45102020
11,250,000	0.520	---	0.0405	---	01/08/2022	09/11/2015	---	EKTER SA (CR)	1.635	-0.91	€	1.65	21/04/2023	1.66	1.595	1.66	1.635	1.637	95@1.61	698@1.64	---	---	8,558	36	14,012.66	18,393.75	1.33	1.755	50101010
18,410,839	1.00	0.027	0.262	---	24/08/2022	10/09/2010	---	ELASTRON (CR)	2.57	-1.15	€	2.6	21/04/2023	2.58	2.51	2.58	2.57	2.54	510@2.52	161@2.57	---	---	6,212	39	15,777.62	47,315.86	2.21	2.82	55102010
60,295,607	0.240	---	---	---	09/07/2007	01/07/2021	---	ELGEKA SA (CR)	0.453	3.19	⬇	0.439	21/04/2023	0.453	0.453	0.453	0.453</												

Number of Outstanding Securities	Nominal Value	Dividends [1]			Date of Last Coupon		Note	Shares	Closing price	% change	Previous closing price/date		Open price	Price min	Price max	Last price	Avg price	Last Bid [7]	Last Ask [7]	P/E after tax	Year	Volume	Trades	Transactions Value[8]	Company Mkt Value (thou. €)	Year low	Year high	Sector[4]	
		2020	2021	2022	Dividend [2]	Right																							
26,730,187	0.520	0.08	0.1	---	29/06/2022	01/08/2017	---	ELTON SA (CR)	2.4	---	↘	2.4	21/04/2023	2.42	2.38	2.42	2.4	2.397	1000@2.34	4910@2.40	---	---	21,339	79	51,150.12	64,152.45	2.08	2.45	50205010
30,000,000	0.050	0.06	0.09	---	13/05/2022	11/06/2020	---	ENTERSOFT (CR)	4.49	-0.66	€	4.52	21/04/2023	4.52	4.45	4.55	4.49	4.517	300@4.47	195@4.49	---	---	82,039	221	370,576.47	134,700.00	3.61	4.55	10101015
36,300,000	1.12	0.223	0.2186	---	14/09/2022	12/12/2007	---	THESSALONIKA WATER & SEWERAGE	3.39	-0.29	€	3.4	21/04/2023	3.46	3.36	3.46	3.39	3.419	578@3.38	193@3.39	---	---	22,671	56	77,504.84	123,057.00	3.3	3.66	65102030
14,833,480	0.300	---	---	---	02/06/2010	04/02/2022	---	EUROCONSULTANTS S.A. (CR)	0.644	-0.31	€	0.646	21/04/2023	0.652	0.638	0.652	0.644	0.643	500@0.638	80@0.640	---	---	10,817	41	6,957.97	9,552.76	0.576	0.66	50205020
86,735,980	0.310	---	---	---	06/07/2009	18/08/2022	---	ATHENS MEDICAL CENTER SA (CR)	1.555	0.32	Ⓟ	1.55	21/04/2023	1.55	1.525	1.58	1.555	1.535	350@1.52	390@1.56	---	---	1,345	14	2,064.18	134,874.45	1.4	1.8	20101025
114,320,400	0.100	---	0.01	---	26/11/2021	05/08/2019	---	IKTINOS HELLAS SA (CR)	0.542	-0.55	€	0.545	21/04/2023	0.548	0.53	0.548	0.542	0.536	1100@0.533	2273@0.542	---	---	57,120	132	30,603.57	61,961.66	0.4855	0.675	50101035
8,226,132	0.450	---	---	---	15/05/2009	13/10/2014	---	ILYDA S.A. (CR)	1.225	-0.81	€	1.235	21/04/2023	1.195	1.195	1.235	1.225	1.209	820@1.20	1000@1.23	23.44	2021	3,865	25	4,672.80	10,077.01	1.055	1.41	10101015
2,566,836	0.440	---	0.016	---	15/07/2022	09/01/2007	---	INTERWOOD-XYLEMPORIA (PR)	0.33	---	↘	0.33	21/04/2023	---	---	---	---	---	500@0.234	1000@0.330	---	---	---	---	---	10,643.26	0.192	0.332	50101020
34,986,430	0.440	---	---	---	25/07/2008	23/02/2010	---	INTERWOOD-XYLEMPORIA (CR)	0.28	-1.41	€	0.284	21/04/2023	0.286	0.274	0.286	0.276	0.28	4950@0.274	7800@0.277	---	---	66,078	52	18,483.17	10,643.26	0.1975	0.3	50101020
18,567,912	0.590	0.12	0.12	---	06/07/2022	26/01/2021	---	INTERLIFE G.C.I.(CR)	3.69	0.55	Ⓟ	3.67	21/04/2023	3.69	3.62	3.69	3.69	3.671	500@3.50	122@3.69	4.40	2021	90	5	330.40	68,515.60	3.5	3.98	30302025
8,424,900	0.500	---	---	---	12/07/2010	04/07/2019	---	INTERTECH SA (CR)	1.02	-3.77	€	1.06	21/04/2023	1.03	1.02	1.05	1.02	1.022	300@1.02	600@1.06	17.61	2022	1,646	17	1,682.95	8,593.40	0.92	1.235	50205010
19,804,134	0.150	---	---	---	01/07/2004	06/11/2017	---	KEKROPS SA (CR)	1.02	-0.97	€	1.03	21/04/2023	1.03	1.005	1.04	1.02	1.019	598@1.01	100@1.03	---	2021	8,870	52	9,039.51	20,200.22	0.903	1.4	35101010
40,219,218	0.260	---	---	---	29/08/2022	10/06/2019	---	KLOUKINAS - LAPPAS SA (CR)	0.962	---	↘	0.962	21/04/2023	0.964	0.958	0.964	0.962	0.962	130@0.962	18332@0.964	---	---	5,553	20	5,340.86	38,690.89	0.5	0.972	50101010
11,510,102	0.890	---	---	---	24/06/2005	06/10/1999	---	NAFPAKTOS TEXTILE (CR)	1.01	-2.89	€	1.04	21/04/2023	1.01	1.01	1.01	1.01	1.01	198@1.01	250@1.06	---	---	2	1	2.02	11,625.20	0.93	1.23	55101020
21,224,340	0.420	0.0035	0.02	---	06/09/2022	25/04/2006	---	KORDELLOS BROS SA (CR)	0.568	-2.74	€	0.584	21/04/2023	0.566	0.562	0.582	0.568	0.567	1180@0.562	920@0.568	2.78	2021	8,580	23	4,866.16	12,055.43	0.462	0.7	55102010
33,065,136	0.380	0.2	0.2001	---	18/08/2022	16/09/2013	---	KRI-KRI S.A. (CR)	6.42	-0.62	€	6.46	21/04/2023	6.4	6.4	6.48	6.42	6.45	1185@6.42	500@6.54	16.07	2021	7,764	34	50,081.00	212,278.17	6.08	6.7	45102020
18,017,472	0.360	---	---	---	09/09/2022	28/08/2017	---	KTIMA KOSTAS LAZARIDIS SA (CR)	1.73	---	↘	1.73	21/04/2023	---	---	---	---	---	90@1.62	484@1.69	---	---	---	---	---	31,170.23	1.55	1.78	45101015
7,595,160	0.600	---	---	---	10/09/2019	18/08/2010	---	KIRIAKOULIS SHIPPING SA (CR)	1.155	0.44	Ⓟ	1.15	21/04/2023	1.15	1.15	1.155	1.155	1.154	300@1.12	498@1.15	---	---	1,755	5	2,024.53	8,772.41	1	1.265	40501015
6,200,000	0.500	---	---	---	22/06/2010	01/11/1995	---	MINERVA KNITWEAR (CR)	0.5	1.63	Ⓟ	0.492	21/04/2023	0.492	0.492	0.53	0.53	0.5	500@0.492	2000@0.520	---	---	4,500	5	2,252.00	3,100.00	0.414	0.585	40204020
5,939,268	0.620	---	---	---	10/07/2003	03/01/2002	---	LANAKAM SA (CR)	0.895	-1.65	€	0.91	21/04/2023	0.86	0.86	0.9	0.9	0.891	200@0.855	501@0.900	---	---	113	6	100.63	5,315.64	0.716	1.16	40401020
9,819,370	0.500	---	---	---	14/08/2007	09/01/2004	---	MATHIOS REFRACTORY SA (CR)	0.72	-3.36	€	0.745	21/04/2023	0.705	0.705	0.74	0.72	0.72	27@0.720	585@0.735	---	---	640	4	460.48	7,069.95	0.565	0.885	55101000
29,250,000	0.360	0.02	0.0401	---	21/06/2022	25/04/2019	---	MOTODYNAMICS S.A. (CR)	3.25	1.56	Ⓟ	3.2	21/04/2023	3.2	3.2	3.29	3.25	3.241	2476@3.22	1200@3.26	---	---	39,391	132	127,672.87	95,062.50	2.04	3.3	40401030
32,188,050	1.04	---	---	---	21/07/2008	20/01/2000	---	MOUZAKIS (CR)	0.745	3.47	Ⓟ	0.72	21/04/2023	0.71	0.7	0.745	0.745	0.714	1000@0.720	800@0.745	---	---	2,695	6	1,924.85	23,980.10	0.65	0.806	55101020
43,200,000	1.00	---	0.0824	---	07/09/2022	14/06/2022	---	MPLE KEDROS (CR)	2.35	---	↘	2.35	21/04/2023	2.35	2.35	2.35	2.35	2.35	100@2.35	550@2.36	---	---	9,699	7	22,792.65	101,520.00	2.19	2.35	35102000
6,340,000	0.600	0.134	0.17	0.1	09/12/2022	12/01/2023	---	NAKAS MUSIC	2.42	4.31	Ⓟ	2.32	21/04/2023	2.32	2.32	2.42	2.42	2.391	1000@2.24	4@2.42	---	---	17	7	40.64	15,342.80	2.16	2.7	40401030
10,080,000	3.00	1.42	1.5	---	27/04/2022	27/08/2001	---	TPA SA (CR)	25.3	---	↘	25.3	21/04/2023	25.3	25.3	25.3	25.3	25.3	100@25.10	170@25.30	---	---	20	1	506.00	255,024.00	22.7	26.3	50206060
4,971,466	1.46	---	---	---	04/07/2007	08/10/2003	---	PAIRIS SA (CR)	0.99	0.20	Ⓟ	0.988	21/04/2023	0.99	0.99	0.99	0.99	0.99	500@0.916	51@0.990	---	---	10	2	9.90	4,921.75	0.83	1.18	50203030
27,098,594	0.540	0.07	0.05	0.0201	05/12/2022	14/01/2021	---	PAPOUTSANIS (CR)	2.34	-0.43	€	2.35	21/04/2023	2.36	2.32	2.36	2.34	2.341	150@2.08	12@2.34	21.13	2022	260	4	608.56	63,410.71	2.26	2.51	45201020
7,070,400	0.930	0.1081	0.3242	---	17/06/2022	06/05/2016	---	PETROPOULOS PETROS (CR)	7.36	3.95	Ⓟ	7.08	21/04/2023	7.12	7.1	7.48	7.36	7.247	190@7.36	50@7.40	---	---	28,239	161	204,656.04	52,038.14	5.9	7.48	50206015
21,912,599	0.300	---	---	---	11/04/2011	23/02/2007	---	REVOIL (CR)	1.415	0.36	Ⓟ	1.41	21/04/2023	1.425	1.38	1.43	1.415	1.388	45@1.38	1053@1.42	---	---	2,435	21	3,379.63	31,006.33	1.21	1.5	60101020
13,582,223	1.35	---	---	---	24/06/2008	02/02/2016	---	SIDMA STEEL (CR)	2.37	0.85	Ⓟ	2.35	21/04/2023	2.36	2.32	2.39	2.37	2.364	650@2.29	1000@2.38	---	---	4,465	21	10,554.60	32,189.87	1.85	2.85	55102010
40,693,350	5.00	---	---	---	03/07/2006	26/05/2015	---	TECHNICAL OLYMPIC SA (CR)	2.03	-1.46	€	2.06	21/04/2023	2.09	2.02	2.09	2.03	2.037	1865@2.02	328@2.03	---	---	3,735	41	7,606.99	82,607.50	1.76	2.41	40202010
3,048,000	0.300	---	---	---	06/07/2007	01/06/2021	---	TZIRAKIAN PROFIL (CR)	1.9	0.53	Ⓟ	1.89	21/04/2023	1.86	1.85	1.9	1.9	1.858	10@1.86	799@1.90	2.06	2021	123	6	228.55	5,791.20	1.76	2.22	55102010
10,203,575	0.730	---	---	---	16/07/2007	18/10/1999	---	FIERATEX SA (CR)	0.422	-1.40	€	0.428	21/04/2023	0.422	0.422	0.422	0.422	0.422	300@0.410	10@0.434	4.97	2021	15	3	6.33	4,305.91	0.4	0.5	55101020
8,340,750	1.16	---	---	---	25/06/2009	17/09/2018	---	HAIDEMENOS SA (CR)	0.56	---	↘	0.56	21/04/2023	---	---	---	---	---	748@0.510	247@0.550	20.74	2021	---	---	---	4,670.82	0.452	0.6	50205030

Main Market - Low Liquidity Class

11,795,024	0.540	0.087	0.136	---	04/07/2022	30/08/2019	---		FLEXOPACK SA (CR)	8.8	1.15	Ⓟ	8.7	21/04/2023	8.4	8.4	8.8	8.8	8.69	490@8.60	120@8.80	---	---	1,408	16	12,235.40	103,796.21	7.45	9.45	50203030
10,500,000	4.00	0.37	0.29	---	31/05/2022	02/08/2016	---		INTERCONTINENTAL (CR)	6.55	---	Ⓝ	6.55	21/04/2023	6.55	6.55	6.55	6.55	6.55	4@6.50	1011@6.60	---	---	245	1	1,604.75	68,775.00	6.3	6.85	35102000

Number of Outstanding Securities	Nominal Value	Dividends [1]			Date of Last Coupon		Note	Shares	Closing price	% change	Previous closing price/date		Open price	Price min	Price max	Last price	Avg price	Last Bid [7]	Last Ask [7]	P/E after tax	Year	Volume	Trades	Transactions Value[8]	Company Mkt Value (thou. €)	Year low	Year high	Sector[4]	
		2020	2021	2022	Dividend [2]	Right																							
57,434,884	1.31	---	---	---	05/06/2008	12/06/2009	---	REDS S.A. (CR)	2.38	---	↘	2.38	21/04/2023	2.38	2.38	2.38	2.38	80@2.30	519@2.40	---	---	450	3	1,071.00	136,695.02	2.27	3	35101010	
151,532,467	0.500	0.01	0.02	---	22/07/2022	10/06/2020	---	TRASTOR REAL EST. INV. CO.(CR)	1.01	---	↘	1.01	21/04/2023	1.02	1.02	1.02	1.02	2800@1.02	2000@1.06	---	---	200	1	204.00	153,047.79	0.965	1.14	35102000	
15,300,000	0.300	---	---	---	30/07/2009	13/12/1999	---	ATTICA PUBLICATIONS SA (CR)	0.262	---	↘	0.262	21/04/2023	---	---	---	---	2800@0.244	1000@0.284	---	---	---	---	---	4,008.60	0.262	0.39	40301030	
15,000,000	0.300	---	---	---	06/07/2007	18/07/2000	---	DAIOS PLASTICS SA (CR)	3.12	---	↘	3.12	21/04/2023	---	---	---	---	120@2.96	109@3.42	---	---	---	---	---	46,800.00	2.92	3.52	50203015	
3,307,500	0.210	---	---	---	11/08/2010	30/11/2022	---	ELVE SA (CR)	5	---	↘	5	21/04/2023	5	5	5	5	45@4.84	87@4.96	---	---	4	1	20.00	16,537.50	4.6	5.2	40204020	
2,760,000	11.83	9.4	11	---	14/06/2022	16/07/1990	---	KARELIA (CR)	316	---	↘	316	21/04/2023	316	316	328	328	316.923	22@314.00	19@328.00	---	---	13	2	4,120.00	872,160.00	288	338	45103010
6,700,000	0.800	0.179	0.047	---	24/08/2022	29/05/2014	---	MILLS KEPENOS (CR)	2.2	---	↘	2.2	21/04/2023	---	---	---	---	60@2.10	206@2.24	22.23	2021	---	---	---	14,740.00	1.93	2.54	45102020	
21,364,000	1.12	---	---	---	29/07/2019	08/03/2023	---	LAMPSA HOTEL SA (CR)	23.6	2.61	P	23	21/04/2023	23	23	24	24	23.442	100@23.40	100@24.00	---	---	350	6	8,204.80	504,190.40	20.6	24	40501025
8,321,682	0.670	---	---	---	17/08/2007	23/11/1999	---	N. LEVENTERIS (CR)	0.27	-9.40	E	0.298	21/04/2023	0.27	0.27	0.27	0.27	0.27	1445@0.270	1000@0.300	---	2021	605	2	163.35	2,856.12	0.22	0.364	50202010
2,160,524	0.670	---	---	---	03/12/2018	23/11/1999	---	N. LEVENTERIS (PR)	0.282	---	↘	0.282	21/04/2023	---	---	---	---	---	1110@0.310	---	2021	---	---	---	2,856.12	0.218	0.342	50202010	
27,379,200	0.980	---	---	---	03/07/2020	29/08/2022	---	CRETE PLASTICS SA (CR)	16.5	---	↘	16.5	21/04/2023	---	---	---	---	750@16.50	2060@17.00	---	---	---	---	---	451,756.80	14.7	17.1	50203015	
255,494,534	2.71	0.352	0.279	0.11	14/12/2022	30/09/2021	---	PRODEA (CR)	8.2	---	↘	8.2	21/04/2023	---	---	---	---	100@7.70	960@8.05	---	---	---	---	---	2,095,055.18	7.3	8.6	35102000	
4,181,450	0.500	---	---	---	21/08/2000	05/03/2002	---	FLOUR MILLS SARANTOPOULOS SA	1.13	---	↘	1.13	21/04/2023	---	---	---	---	100@1.02	710@1.24	---	---	---	---	---	4,725.04	1.07	1.5	45102020	

Exchange Traded Funds (ETFs)

906,928	---	---	---	---	15/06/2016	---	---	ALPHA ETF FTSE Athex Large Cap	26.99	---	↘	26.99	21/04/2023	---	---	---	---	---	2500@20.00	108@30.00	---	---	---	---	---	---	---	22.5	27.79	12003
---------	-----	-----	-----	-----	------------	-----	-----	--------------------------------	-------	-----	---	-------	------------	-----	-----	-----	-----	-----	------------	-----------	-----	-----	-----	-----	-----	-----	-----	------	-------	-------

Surveillance

356,314,416	0.060	---	---	---	07/07/2010	21/09/2017	5160	FRIGOGLASS SA (CR)	0.06	3.45	P	0.058	21/04/2023	0.06	0.059	0.0605	0.059	0.06	6500@0.057	12500@0.059	---	---	435,710	47	26,144.19	21,378.86	0.05	0.158	50204000
65,326,268	0.530	---	---	---	04/07/2007	19/07/2006	4750	SATO SA (CR)	0.0315	-19.23	E	0.039	21/04/2023	0.0315	0.0315	0.0315	0.0315	0.031	---	16253@0.032	---	---	26,501	6	834.78	2,057.78	0.021	0.069	40202015
13,191,620	0.620	---	---	---	04/08/2010	09/09/2002	5232	YALCO - CONSTANTINOU (CR)	0.19	---	↘	0.19	21/04/2023	---	---	---	---	---	800@0.154	2500@0.210	---	---	---	---	---	2,506.41	0.175	0.28	40202020
13,000,000	1.00	---	---	---	01/08/2007	07/04/2000	5093	AKRITAS SA (CR)	0.458	---	↘	0.458	21/04/2023	---	---	---	---	---	868@0.460	10000@0.490	---	---	---	---	---	5,954.00	0.45	0.67	50101035
221,519,681	0.300	---	---	---	02/07/2008	28/02/2011	4957	ANEK LINES SA (CR)	0.23	---	↘	0.23	21/04/2023	0.232	0.23	0.232	0.23	0.231	2450@0.228	605@0.230	---	---	99,030	23	22,905.96	51,874.80	0.177	0.248	40501015
312,163	0.300	---	---	---	02/07/2008	28/02/2011	4959	ANEK LINES SA (PR, issue '90)	0.072	---	↘	0.072	21/04/2023	---	---	---	---	---	55000@0.086	---	---	---	---	---	---	51,874.80	0.072	0.086	40501015
2,969,713	0.300	---	---	---	02/07/2008	28/02/2011	4958	ANEK LINES SA (PR, issue '96)	0.304	---	↘	0.304	21/04/2023	---	---	---	---	---	1000@0.244	450@0.364	---	---	---	---	---	51,874.80	0.173	0.38	40501015
6,330,002	0.300	---	---	---	25/06/2002	15/03/2019	5162	VARVARESSOS (CR)	0.24	---	↘	0.24	21/04/2023	0.192	0.192	0.192	0.192	0.192	---	5@0.200	---	2021	10	1	1.92	1,519.20	0.16	0.25	55101020
17,579,754	4.16	---	---	---	18/08/2006	02/08/2010	---	BIOTER SA (CR)	0.25	---	↘	0.25	21/04/2023	0.242	0.242	0.25	0.25	0.249	4891@0.242	10000@0.270	---	---	1,974	4	491.71	4,394.94	0.21	0.398	50101010
54,654,600	0.050	---	---	---	01/07/1998	30/12/2022	5275	VIS SA (CR)	0.17	1.19	P	0.168	21/04/2023	0.168	0.168	0.17	0.17	0.168	4950@0.168	2@0.170	---	2021	5,448	6	917.36	9,291.28	0.149	0.378	50203030
3,961,300	1.28	---	---	---	29/06/2004	03/08/2000	5248	DUROS SA (CR)	0.25	---	↘	0.25	21/04/2023	---	---	---	---	---	1190@0.200	10@0.240	---	2021	---	---	---	990.33	0.2	0.3	40204020
51,754,364	0.300	---	---	---	23/12/2003	24/01/2007	5197	SELECTED TEXT. IND. ASSOC (CR)	0.131	-2.96	E	0.135	21/04/2023	0.131	0.131	0.131	0.131	0.131	250@0.121	2113@0.134	---	---	5,058	6	662.60	6,779.82	0.11	0.202	55101020
371,337,000	0.300	---	---	---	30/05/2013	01/07/2022	---	INTRALOT (CR)	0.63	---	↘	0.63	21/04/2023	0.615	0.615	0.63	0.63	0.622	12500@0.620	3604@0.625	---	---	65,650	41	40,865.96	233,942.31	0.575	0.765	40501020
7,734,375	1.00	---	---	---	09/07/2007	07/01/2011	5266	LIVANIS SA (CR)	0.125	---	↘	0.125	21/04/2023	---	---	---	---	---	1051@0.130	---	---	---	---	---	---	966.80	0.12	0.18	40301030
15,842,391	1.51	---	---	---	15/07/2009	12/05/2000	5141	BITROS HOLDING SA (CR)	0.486	-6.54	E	0.52	21/04/2023	0.486	0.486	0.486	0.486	0.486	5000@0.486	500@0.525	---	---	1,600	4	777.60	7,699.40	0.408	0.82	55102010
24,319,250	0.300	---	---	---	09/07/2002	04/07/2007	5165	PROODEFTIKH SA (CR)	0.54	---	↘	0.54	21/04/2023	0.54	0.54	0.54	0.54	0.54	250@0.470	2650@0.540	---	---	1,000	3	540.00	13,132.40	0.4	0.6	50101010
28,438,268	0.070	---	---	---	21/08/2006	24/11/1999	5253	SPIROY AGRICULTURE SA (CR)	0.19	---	↘	0.19	21/04/2023	---	---	---	---	---	10@0.190	2584@0.228	---	---	---	---	---	5,403.27	0.15	0.23	45102010
766,000	1.00	---	---	---	01/07/2004	11/12/2012	5193	TRIA ALFA SA (CR)	9	-4.76	E	9.45	21/04/2023	9	9	9	9	9	60@7.60	30@9.90	69.99	2021	150	5	1,350.00	9,295.00	7.6	16.9	55101020
245,000	1.00	---	---	---	19/07/2010	11/12/2012	5194	TRIA ALFA SA (PR)	9.8	---	↘	9.8	21/04/2023	9.8	9.8	9.8	9.8	9.8	20@8.20	223@9.50	76.21	2021	15	3	147.00	9,295.00	3.8	12.6	55101020

Suspension Status

66,948,210	0.300	---	---	---	22/09/2015	22/09/2015	5179	FOLLI FOLLIE (CR)	4.8	---	↘	4.8	24/05/2018	---	---	---	---	---	---	---	---	---	---	---	---	---	321,351.41	4.8	4.8	40401030
------------	-------	-----	-----	-----	------------	------------	------	-------------------	-----	-----	---	-----	------------	-----	-----	-----	-----	-----	-----	-----	-----	-----	-----	-----	-----	-----	------------	-----	-----	----------

Number of Outstanding Securities	Nominal Value	Dividends [1]			Date of Last Coupon		Note	Shares	Closing price	% change	Previous closing price/date		Open price	Price min	Price max	Last price	Avg price	Last Bid [7]	Last Ask [7]	P/E after tax	Year	Volume	Trades	Transactions Value[8]	Company Mkt Value (thou. €)	Year low	Year high	Sector[4]
12,417,000	0.310	---	---	---	27/08/2019	28/08/2017	5233	MLS MULTIMEDIA SA (CR)	0.57	---	↘	0.57	12/05/2020	---	---	---	---	---	---	---	---	---	---	---	7,077.69	0.57	0.57	10101015
7,085,888	1.59	---	---	---	02/07/1996	06/09/2010	5216	ELVIEMEK (CR)	2.6	---	↘	2.6	30/09/2019	---	---	---	---	---	---	---	---	---	---	---	18,423.31	2.6	2.6	35101010
7,125,216	0.650	---	---	---	01/07/2005	14/12/1999	4955	KRE.KA SA (CR)	0.28	---	↘	0.28	06/04/2023	---	---	---	---	---	---	---	---	---	---	---	1,995.06	0.17	0.43	45102010
22,075,665	0.330	0.05	0.1	---	21/06/2022	23/11/2021	---	PLAISIO COMPUTERS SA (CR)	4.58	---	↘	4.58	19/04/2023	---	---	---	---	---	---	---	---	---	---	---	101,106.55	4.48	4.6	40401010

Shares' Notes

Code	Note text
()	- Adjusted dividends.
*	- Last adjusted closing price.
[1]	- Net dividends.
[2]	- The "Date of Last Coupon" for New listings refers to the date company's stocks started to trade in Athex
[3]	- The Company Market Value is referred to the number of outstanding shares
[4]	- Sectors codification can be found in Appendix A
[5]	- The Market Value refers to the total number of shares listed (including their several classes) in the exchange by the company.
[6]	- P/E greater than 100
[7]	- Last view of the Order Book before the end of the trading session
[8]	- All Blocks Methods' Transactions Value are included.
4750	- Transfer to the Under Surveillance Category from 8/4/2011.
4955	- Transfer to the Surveillance Category as from 5/4/2013.
4957	- Transfer to the Surveillance Category as from 5/4/2013.
4958	- Transfer to the Surveillance Category as from 5/4/2013.
4959	- Transfer to the Surveillance Category as from 5/4/2013.
5093	- Transfer to the Surveillance Category as of 8/4/2015.
5141	- Transfer to the Surveillance Category as of 10/05/2017.
5160	- Transfer to the Surveillance Category as of 15/04/2016.
5162	- Transfer to the Under Supervision Category as of 21/12/2009.
5165	- Transfer to the Surveillance Category as of 15/02/2018.
5179	- Suspension of trading as of 25/05/2018.
5193	- Transfer to the Surveillance Category as of 25/10/2018.
5194	- Transfer to the Surveillance Category as of 25/10/2018.
5197	- Transfer to the Surveillance Category as of 07/11/2018.
5216	- Suspension of trading as of 01/10/2019.
5232	- Transfer to the Under Surveillance Category from 08/04/2011.
5233	- Suspension of trading as of 13/05/2020.
5248	- Transfer to the Surveillance Category as of 06/09/20116.
5253	- Transfer to the Surveillance Category as of 14/5/2021.
5266	- Suspension of trading as of 04/05/2022.
5275	- Transfer to the Surveillance Category as of 09/07/2020.

Securities Blocks Details

Securities	Block Volume	Price	Block Trade Value	Time of approval	Note
ENTERSOFT (CR)	30,000	4.50	135,000.00	12:58:10	20
PIRAEUS FINANCIAL HOLD (CR)	145,778	2.20	320,711.60	15:40:13	20
ALPHA SERVICES HOLD (CR)	450,000	1.18	531,000.00	16:12:48	20

Blocks Notes

- 9 - Method 6-1 / Special Fees
- 10 - Method 6-1 / Special Fees, SDS
- 14 - Method 6-3 / Settlement, Incomplete Buy and Sell
- 18 - Method 6-2 / SPOT 1
- 19 - Method 6-2 / SPOT 2
- 20 - Method 6-1 and Method 6-1 Same Day Settlement
- 21 - Other Pre-agreed

Shares Rights Details

Occured date	Exercise from	Exercise until	Trading until	Rights	Price min	Price max	Closing price	Last Bid	Last Ask	Volume	Trades	Transactions Value
27/03/2023	30/03/2023	24/04/2023	19/04/2023	ATTICA BANK S.A. (CR)	---	---	---	---	---	---	---	---

Forced Sales Details

Securities	Category of Security	Transactions Volume	Number of Trades	Transactions Value	Note
No Forced Transactions.					

Forced Sales Notes

- 1 - Compulsory Public Forced Sales
- 2 - Forced Sales of Fixed Registered Shares
- 3 - Forced Sales of Remaining Fractional Shares

Exchange Traded Funds (ETFs) Characteristics

	Transactions Date (T)	Creation / Redemption	Units (T-1)	New Units (T-1)	Redemption Units (T-1)	Units (T) [1]	Fund Assets [2]	Net Unit Price	Dividend per Unit	Dividend Date
ALPHA ETF FTSE Athex Large Cap	24/04/2023	5,000	906,928	---	---	906,928	24,628,770.00	27.1563	0.52	01/07/2022

ETFs Notes

[1] - Units (T) = Units (T-1) + New Units (T-1) - Redemption Units (T-1)

[2] - The Creation / Redemption Units of T-1 are included.

Non Convertible Corporate Bonds - Regulated Market

Num Listed Bonds	Nominal price	Issue price	Today's Rate	Exp. Date	Duration (years)	Note	Coupon		Trading Unit	Corporate Bonds	Accrued Int.	Yield.T.Mat	Price min	Price max	Closing price	Previous closing price/date	Volume	Transactions Value	Last order		Date	ear min	Year max	
							Common	Preffered											Price	Buy / Sell				
150,000	1,000.00	1,000.00	2.60	22/10/2026	7	---	8	---	1	TERNA ENERGY FINANCE S.A. (Non Convertible)	0.1444	4.4660	93.0211	93.0212	93.0212	95.4570	20/04/2023	6,000	5,582.14	93.1100	B	24/04/2023	92.5000	95.7400
320,000	1,000.00	1,000.00	3.40	21/07/2027	7	---	6	---	1	LAMDA DEVELOPMENT S.A. (Non Convertible)	8.7833	4.7850	93.3000	93.5000	93.4333	93.5410	21/04/2023	9,000	8,488.05	92.5000	B	24/04/2023	91.4671	95.5000
200,000	1,000.00	1,000.00	2.10	27/10/2027	7	---	5	---	1	O.P.A.P. S.A. (Non Convertible)	10.5583	3.7970	92.6000	93.2788	92.6000	93.2890	21/04/2023	46,000	43,233.43	92.6000	B	24/04/2023	91.9800	95.4000
200,000	1,000.00	1,000.00	1.90	23/03/2028	7	---	5	---	1	MOTOR OIL CORINTH REFINERIES SA (Non Convertible)	1.7944	4.4980	88.5000	88.9000	88.6816	88.8020	21/04/2023	71,000	63,091.35	88.5410	B	24/04/2023	87.5500	90.5000
100,000	1,000.00	1,000.00	2.70	25/05/2026	5	---	4	---	1	COSTAMARE PARTICIPATIONS PLC (Non Convertible)	11.4000	4.4580	94.1500	94.6600	94.5275	94.3300	21/04/2023	4,000	3,826.70	94.1500	B	24/04/2023	92.1400	97.0000
300,000	1,000.00	1,000.00	2.30	20/07/2028	7	---	4	---	1	PRODEA REIC S.A.(Non Convertible)	6.1333	5.9600	82.4200	84.5000	84.2343	84.5830	21/04/2023	120,000	101,493.42	83.8000	B	24/04/2023	82.0100	85.8000
150,000	1,000.00	1,000.00	2.65	22/10/2026	5	---	4	---	1	CPLP SHIPPING HOLDINGS PLC (Non Convertible)	0.1472	4.1070	94.6000	95.2000	94.9761	95.2500	21/04/2023	18,000	17,098.35	94.7800	B	24/04/2023	92.5500	96.0000
250,000	1,000.00	1,000.00	2.45	16/11/2028	7	---	3	---	1	ELVALHALCOR S.A. (Non Convertible)	10.9569	5.0210	87.0700	88.7800	87.9000	88.6500	21/04/2023	70,000	62,408.79	86.9302	B	24/04/2023	85.6375	91.0000
500,000	1,000.00	1,000.00	2.75	03/07/2027	7	---	6	---	1	GEK TERNA S.A. (Non Convertible)	8.6319	5.4070	89.3499	89.9000	89.3499	89.4220	21/04/2023	50,000	45,239.09	89.2500	B	24/04/2023	86.8000	91.0000
300,000	1,000.00	1,000.00	2.30	14/12/2028	7	---	3	---	1	GEK TERNA S.A. (Non Convertible)	8.4972	5.7160	84.3500	85.0000	84.4837	85.7000	21/04/2023	12,000	10,240.01	84.6500	B	24/04/2023	82.1339	87.4500
20,148	1,000.00	1,000.00	4.95	26/06/2023	5	---	10	---	1	B&F COMM. & GARM. INDUS. S.A. (Non Convertible)	16.5000	7.2450	---	---	---	99.3000	21/04/2023	---	---	99.3200	B	24/04/2023	99.0571	100.6899
100,000	1,000.00	1,000.00	2.80	25/01/2027	5	---	3	---	1	PREMIA S.A. (Non Convertible)	7.0778	6.2860	---	---	---	88.6000	21/04/2023	---	---	88.6000	B	24/04/2023	87.6862	92.5100
175,000	1,000.00	1,000.00	3.40	26/07/2024	5	---	8	---	1	ATTICA HOLDINGS S.A. (Non Convertible)	8.5000	4.3700	---	---	---	98.1470	21/04/2023	---	---	97.7500	B	24/04/2023	96.6179	98.5000
100,000	1,000.00	1,000.00	2.95	11/02/2027	5	---	3	---	1	SAFE BULKERS PARTICIPATIONS PLC (Non Convertible)	5.9000	5.7790	90.1500	91.0000	90.4222	91.5000	20/04/2023	9,000	8,191.10	90.0500	B	24/04/2023	89.9269	96.3000
230,000	1,000.00	1,000.00	4.70	12/07/2029	7	---	2	---	1	LAMDA DEVELOPMENT S.A. (Non convertible)	13.5778	4.6430	99.3000	99.5900	99.4300	99.4000	21/04/2023	12,000	12,094.53	98.4000	B	24/04/2023	94.9889	101.0000
100,000	1,000.00	1,000.00	4.40	26/07/2029	7	---	2	---	1	CPLP SHIPPING HOLDINGS PLC (Non Convertible)	11.0000	4.4440	99.0500	99.0500	99.0500	98.9420	21/04/2023	1,000	1,001.50	99.0500	B	24/04/2023	97.2369	100.8000
200,000	1,000.00	1,000.00	3.60	12/03/2026	7	---	9	---	1	AEGEAN AIRLINES S.A. (Non Convertible)	4.4000	3.7970	97.7000	98.3000	97.9778	98.1610	21/04/2023	27,000	26,572.80	97.7000	B	24/04/2023	95.6301	98.6000
120,000	1,000.00	1,000.00	3.95	04/04/2025	7	---	11	---	1	GEK TERNA S.A. (Non Convertible)	2.4139	3.5350	99.3900	99.5000	99.4450	98.6130	21/04/2023	30,000	29,905.92	98.6000	B	24/04/2023	97.5523	99.8000
90,000	1,000.00	1,000.00	3.00	11/05/2023	5	---	10	---	1	CORAL A.E. (Non Convertible)	13.8333	19.3160	---	---	---	99.1000	20/04/2023	---	---	99.1200	B	24/04/2023	98.8101	100.2000

Corporate Bonds Notes

Transactions Volume = (Pieces) * (Nominal Price). Transactions Value = (Pieces) * (Nominal Price) * (price %) + (Accrued interest).
The price of a Bond is stated as a percentage (%) of Bond's Nominal Price.
Nominal Price in Euros (€), except if it is noted differently.

Non Convertible Corporate Bonds - Regulated Market

Num Listed Bonds	Nominal price	Issue price	Today's Rate	Exp. Date	Duration (years)	Note	Coupon		Trading Unit	Corporate Bonds	Accrued Int.	Yield.T.Mat	Price min	Price max	Closing price	Previous closing price/date	Volume	Transactions Value	Last order		ear min	Year max
							Common	Preferred											Price	Buy / Sell		
120,000	1,000.00	1,000.00	2.65	06/12/2028	7	---	3	---	1	NOVAL PROPERTY REIC (Non Convertible)	10.3792	5.1960	86.9500	88.5992	87.9500	88.5500 21/04/2023	57,000	50,514.02	87.0000	B	24/04/2023	84.3700 90.8700

Corporate Bonds Notes

Transactions Volume = (Pieces) * (Nominal Price). Transactions Value = (Pieces) * (Nominal Price) * (price %) + (Accrued interest).
The price of a Bond is stated as a percentage (%) of Bond's Nominal Price.
Nominal Price in Euros (€), except if it is noted differently.

Government Bonds

Number Listed Bonds	Nominal price	Today's Rate	Accrued Interest Calc	Exp. Date [1]	Duration (years)	Note	Coupons Date	Curr. coupon value	Trading Unit	Government Bonds	Price min	Price max	Closing price	Previous closing price/date	Volume	Transactions Value	Price	Last order Buy / Sell	Date
4,500,000	1,000.00	1.88	Actual/Actual	04/02/2035	15	---	04/02	1.88	1	GGB-FXD-040235-15Y-1.875-1.000	---	---	---	---	---	---	---	---	---
2,500,000	1,000.00	3.45	Actual/Actual	02/04/2024	5	---	02/04	3.45	1	GGB-FXD-020424-05Y-3.450-1.000	---	---	---	---	---	---	---	---	---
6,000,000	1,000.00	0.75	Actual/Actual	18/06/2031	10	---	18/06	0.75	1	GGB-FXD-180631-10Y-0.750-1.000	---	---	---	---	---	---	---	---	---
2,500,000	1,000.00	3.88	Actual/Actual	15/06/2028	5	---	15/06	3.88	1	GGB-FXD-150628-05Y-3.875-1.000	---	---	---	---	---	---	---	---	---
5,962,747,327	1.00	3.75	Actual/Actual	30/01/2028	10	---	/02 - 01/02 - 31/	3.75	1	GGB-FXD-300128-10Y-3.750-1.00	---	---	---	85.4610 13/07/2018	---	---	1.0000	B	28/11/2018
7,067,309,386	1.00	3.90	Actual/Actual	30/01/2033	15	---	/02 - 01/02 - 31/	3.90	1	GGB-FXD-300133-15Y-3.900-1.00	---	---	---	78.6730 13/07/2018	---	---	1.0000	B	28/11/2018
5,472,848,349	1.00	4.00	Actual/Actual	30/01/2037	19	---	/02 - 01/02 - 31/	4.00	1	GGB-FXD-300137-19Y-4.000-1.00	---	---	---	77.0370 13/07/2018	---	---	1.0000	B	28/11/2018
5,276,770,669	1.00	4.20	Actual/Actual	30/01/2042	24	---	/02 - 01/02 - 31/	4.20	1	GGB-FXD-300142-24Y-4.200-1.00	---	---	---	77.7640 13/07/2018	---	---	1.0000	B	28/11/2018
48,794,718	1.00	4.30	Actual/Actual	24/02/2024	12	---	24/02	4.30	1	GGB-FXD-240224-12Y-2.000-1.00	---	---	---	10.0000 22/06/2015	---	---	---	---	---
40,248,141	1.00	4.30	Actual/Actual	24/02/2025	13	---	24/02	4.30	1	GGB-FXD-240225-13Y-2.000-1.00	---	---	---	10.0000 22/06/2015	---	---	---	---	---
59,586,043	1.00	4.30	Actual/Actual	24/02/2026	14	---	24/02	4.30	1	GGB-FXD-240226-14Y-2.000-1.00	---	---	---	10.0000 22/06/2015	---	---	---	---	---
41,118,344	1.00	4.30	Actual/Actual	24/02/2027	15	---	24/02	4.30	1	GGB-FXD-240227-15Y-2.000-1.00	---	---	---	10.0000 22/06/2015	---	---	---	---	---
45,137,734	1.00	4.30	Actual/Actual	24/02/2028	16	---	24/02	4.30	1	GGB-FXD-240228-16Y-2.000-1.00	---	---	---	10.0000 22/06/2015	---	---	---	---	---
61,768,888	1.00	4.30	Actual/Actual	24/02/2029	17	---	24/02	4.30	1	GGB-FXD-240229-17Y-2.000-1.00	---	---	---	10.0000 22/06/2015	---	---	---	---	---
54,567,744	1.00	4.30	Actual/Actual	24/02/2030	18	---	24/02	4.30	1	GGB-FXD-240230-18Y-2.000-1.00	---	---	---	10.0000 22/06/2015	---	---	---	---	---
37,541,515	1.00	4.30	Actual/Actual	24/02/2031	19	---	24/02	4.30	1	GGB-FXD-240231-19Y-2.000-1.00	---	---	---	10.0000 22/06/2015	---	---	---	---	---
37,558,317	1.00	4.30	Actual/Actual	24/02/2032	20	---	24/02	4.30	1	GGB-FXD-240232-20Y-2.000-1.00	---	---	---	10.0000 22/06/2015	---	---	---	---	---
37,473,732	1.00	4.30	Actual/Actual	24/02/2033	21	---	24/02	4.30	1	GGB-FXD-240233-21Y-2.000-1.00	---	---	---	10.0000 22/06/2015	---	---	---	---	---
33,888,293	1.00	4.30	Actual/Actual	24/02/2034	22	---	24/02	4.30	1	GGB-FXD-240234-22Y-2.000-1.00	---	---	---	10.0000 22/06/2015	---	---	---	---	---
35,177,800	1.00	4.30	Actual/Actual	24/02/2035	23	---	24/02	4.30	1	GGB-FXD-240235-23Y-2.000-1.00	---	---	---	10.0000 22/06/2015	---	---	---	---	---
35,547,268	1.00	4.30	Actual/Actual	24/02/2036	24	---	24/02	4.30	1	GGB-FXD-240236-24Y-2.000-1.00	---	---	---	10.0000 22/06/2015	---	---	---	---	---
40,246,306	1.00	4.30	Actual/Actual	24/02/2037	25	---	24/02	4.30	1	GGB-FXD-240237-25Y-2.000-1.00	---	---	---	10.0000 22/06/2015	---	---	---	---	---
37,643,952	1.00	4.30	Actual/Actual	24/02/2038	26	---	24/02	4.30	1	GGB-FXD-240238-26Y-2.000-1.00	---	---	---	10.0000 22/06/2015	---	---	---	---	---
36,977,100	1.00	4.30	Actual/Actual	24/02/2039	27	---	24/02	4.30	1	GGB-FXD-240239-27Y-2.000-1.00	---	---	---	10.0000 22/06/2015	---	---	---	---	---
41,615,000	1.00	4.30	Actual/Actual	24/02/2040	28	---	24/02	4.30	1	GGB-FXD-240240-28Y-2.000-1.00	---	---	---	10.0000 22/06/2015	---	---	---	---	---
42,227,208	1.00	4.30	Actual/Actual	24/02/2041	29	---	24/02	4.30	1	GGB-FXD-240241-29Y-2.000-1.00	---	---	---	10.0000 22/06/2015	---	---	---	---	---
68,288,487	1.00	4.30	Actual/Actual	24/02/2042	30	---	24/02	4.30	1	GGB-FXD-240242-30Y-2.000-1.00	---	---	---	10.0000 22/06/2015	---	---	---	---	---
4,000,000	1,000.00	3.88	Actual/Actual	12/03/2029	10	---	12/03	3.88	1	GGB-FXD-120329-10Y-3.875-1.000	---	---	---	---	---	---	100.0000	B	15/10/2019
4,500,000	1,000.00	0.00	Actual/Actual	12/02/2026	5	---	12/02	0.00	1	GGB-FXD-120226-05Y-0.000-1.000	---	---	---	---	---	---	---	---	---
3,000,000	1,000.00	3.38	Actual/Actual	15/02/2025	7	---	15/02	3.38	1	GGB-FXD-150225-07Y-3.375-1.000	---	---	---	---	---	---	---	---	---
964,000	1,000.00	3.25	Actual/Actual	20/03/2025	6	---	20/03	3.25	1	GGB-FXD-200325-06Y-3.250-1.000	---	---	---	---	---	---	---	---	---
2,100,000	1,000.00	3.55	Actual/Actual	20/03/2026	7	---	20/03	3.55	1	GGB-FXD-200326-07Y-3.550-1.000	---	---	---	---	---	---	---	---	---
40,000	1,000.00	2.18	FLR Actual/360	16/09/2023	1	---	16/03 - 16/09	---	1	GGB-FLT-160923-01Y-2.178-1.000	---	---	---	---	---	---	---	---	---
5,500,000	1,000.00	1.50	Actual/Actual	18/06/2030	10	---	18/06	1.50	1	GGB-FXD-180630-10Y-1.500-1.000	---	---	---	---	---	---	---	---	---
5,364,250	1,000.00	3.25	Actual/Actual	20/03/2050	30	---	20/03	3.25	1	GGB-FXD-200350-30Y-3.250-1.000	---	---	---	---	---	---	---	---	---

Government Bonds Notes

Transactions Volume = (Pieces) * (Nominal Price). Transactions Value = (Pieces) * (Nominal Price) * (price %) + (Accrued interest).

The Value of current coupon for the issues with NV 0.01 euro refers to NV 100 euros

FLR: Floating Interest Rate.

[1] - The Expiration Date of the interest bearing period and the Date for coupon payment.

Government Bonds

Number Listed Bonds	Nominal price	Today's Rate	Accrued Interest Calc	Exp. Date [1]	Duration (years)	Note	Coupons Date	Curr. coupon value	Trading Unit	Government Bonds	Price min	Price max	Closing price	Previous closing price/date	Volume	Transactions Value	Price	Last order Buy / Sell	Date
3,924,361	1,000.00	2.00	Actual/Actual	22/04/2027	7	---	22/04	2.00	1	GGB-FXD-220427-07Y-2.000-1.000	---	---	---	---	---	---	99.9000	B	22/04/2020
2,500,000	1,000.00	1.88	Actual/Actual	23/07/2026	7	---	23/07	1.88	1	GGB-FXD-230726-07Y-1.875-1.000	---	---	---	---	---	---	---	---	---
3,500,000	1,000.00	4.25	Actual/Actual	15/06/2033	10	---	15/06	4.25	1	GGB-FXD-150633-10Y-4.250-1.000	---	---	---	---	---	---	---	---	---
3,500,000	1,000.00	1.88	Actual/Actual	24/01/2052	30	---	24/01	1.88	1	GGB-FXD-240152-30Y-1.875-1.000	---	---	---	---	---	---	---	---	---
3,700,000	1,000.00	1.75	Actual/Actual	18/06/2032	10	---	18/06	1.75	1	GGB-FXD-180632-10Y-1.750-1.000	---	---	---	---	---	---	---	---	---
2,200,000	1,000.00	1.13	FLR Actual/360	15/12/2027	5	---	- 15/12 - 15/03 -	---	1	GGB-FLT-151227-05Y-1.130-1.000	---	---	---	---	---	---	102.1600	B	30/12/2022

Government Bonds Notes

Transactions Volume = (Pieces) * (Nominal Price). Transactions Value = (Pieces) * (Nominal Price) * (price %) + (Accrued interest).
The Value of current coupon for the issues with NV 0.01 euro refers to NV 100 euros
FLR: Floating Interest Rate.
[1] - The Expiration Date of the interest bearing period and the Date for coupon payment.

Treasury Bills & Zero Coupon Government Bonds

	13-Week Maturity									26-Week Maturity								52-Week Maturity									
Issue Date	Exp. Date	Initial Rate	Num Listed Bonds	Nominal price	Issue price	Last Trade Price	Last Trade Date	Volume Traded	Note	Exp. Date	Initial Rate	Num Listed Bonds	Nominal price	Issue price	Last Trade Price	Last Trade Date	Volume Traded	Note	Exp. Date	Initial Rate	Num Listed Bonds	Nominal price	Issue price	Last Trade Price	Last Trade Date	Volume Traded	Note
10/06/2022	---	---	---	---	---	---	---	---	---	---	---	---	---	---	---	---	---	---	09/06/2023	0.83	1,600,000	1,000.00	991.68	---	---	---	---
09/09/2022	---	---	---	---	---	---	---	---	---	---	---	---	---	---	---	---	---	---	08/09/2023	1.97	1,000,000	1,000.00	980.47	---	---	---	---
09/12/2022	---	---	---	---	---	---	---	---	---	---	---	---	---	---	---	---	---	---	08/12/2023	2.73	600,000	1,000.00	973.10	---	---	---	---
10/03/2023	---	---	---	---	---	---	---	---	---	---	---	---	---	---	---	---	---	---	08/03/2024	3.75	1,000,000	1,000.00	963.46	---	---	---	---

Bonds in Circulation	Currency / Min nominal traded Value	Coupons Payment Date	Current Coupon Value	Note	Coupon	Trading Unit	Issue Date	Duration (years)	Today's Interest	A.I.C in days	Bonds	Last price of previous days		Last Outcry in Cash (euro)			Trades in Pieces	Life min	Life Max
												Price	Buy / Sell	Date					
Corporate Bonds in Foreign Currency and Euro																			
103,746	GBP / 10	01/12	0.25	---	64	1	01/12/1930	98	2.5	360	National Mortgage Bank	2.27	05/02/1996	2.27	S	05/02/1996	---	2.27	2.27
0	GBP / 10	01/12	0.25	---	66	1	01/12/1928	100	2.5	360	National Mortgage Bank	---	---	---	---	---	---	---	---

Government Bonds Notes

A.I.C: Accrued Interest Calculation base.
FLR: Floating Interest Rate.
The minimum tradeable Nominal Value for all Demeterialised Government Titles is 100 Euros.
(μτφρ-0)

Athex & ATHEXClear Members List

Member Name			Stock Market			Derivatives Market		ATHEXClear Member	
Address	Phone	Fax	Market Member	Remote Member	Market Maker	Proprietary	Market Maker	General Clearing	Direct Clearing
A. SARRIS SECURITIES S.A.			a						
6, ΔΡΑΓΑΤΣΑΝΙΟΥ 6 ATHINA	2103367700								
AEONIC SECURITIES C.I.F. P.L.C.			a						
, ΛΑΪΟΥ 6, ΓΡ. 301B, ANNA COURT	35725337600								
ALPHA BANK S.A.								a	
, ΣΤΑΔΙΟΥ 40 ATHINA	2103260000								
ALPHA FINANCE INVESTMENT SERVICES SINGLE MEMBER SA			a		a	a	a		a
5, ΠΑΝΕΠΙΣΤΗΜΙΟΥ 45 ATHINA	2103677400								
ARGUS STOCKBROKERS LTD			a	a		a			
25 , 25 ΛΕΩΦΟΡΟΣ ΔΗΜΟΣΘΕΝΗ ΣΕΒΕΡΗ	0035722717000								
ATLANTIC SECURITIES LTD			a	a					
37, ΠΡΟΔΡΟΜΟΥ 37	0035722445400								
AXON SECURITIES S.A.			a			a			
48, ΣΤΑΔΙΟΥ 48 ATHINA	2103363800								
BETA SECURITIES S.A.			a		a	a			a
29 , Λ.ΑΛΕΞΑΝΔΡΑΣ 29 ATHINA	2106478930								
BNP PARIBAS S.A.								a	
, ΛΑΜΨΑΚΟΥ 2 ATHINA	2107468525								
BOFA SECURITIES EUROPE SA			a	a					
, 112 AVENUE KL?BER 75116	+33 153655555								
CAPITAL SECURITIES S.A.			a			a			
58, ΜΗΤΡΟΠΟΛΕΩΣ 58 ATHINA	2103369700								
CITIGROUP GLOBAL MARKETS EUROPE AG			a	a					
16, REUTERWEG 16	+49 691366-0								
CITIGROUP GLOBAL MARKETS LIMITED			a						
1, 33 CANADA SQUARE -CANARY WHARF	+44 02079864000								
CREDIT SUISSE BANK (EUROPE), S.A.			a	a					
, CALLE AYALA 42, 3A PLANTA-B MADRID	+34917916000								
CREDIT SUISSE SECURITIES (EUROPE) LIMITED			a						
1 , ONE CABOT SQUARE LONDON	+44 2078888888								
CYCLOS SECURITIES S.A.			a			a			
39, ΧΑΡΙΛΑΟΥ ΤΡΙΚΟΥΠΗ 6-8-10 ATHINA	2103364300								
DEUTSCHE BANK S.A.				a					
1 , GREAT WINCHESTER STREET LONDON	+44 20 754 54209	00441133361437							
EUROBANK EQUITIES INVESTMENT FIRM SINGLE MEMBER SA			a		a	a	a		a
, ΦΙΛΕΛΛΗΝΩΝ 10 & ΞΕΝΟΦΩΝΤΟΣ 13 ATHINA	2103720425								
EUROBANK S.A.								a	
, ΟΘΩΝΟΣ 8 ATHINA	2103337000								
EUROCORP INVESTMENT SERVICES S.A.			a			a			a
14, ΠΛ.ΦΙΛΙΚΗΣ ΕΤΑΙΡΕΙΑΣ 14 ATHINA	2107263600								
EUOTRUST INVESTMENT FIRM SA			a						
113, ΣΕΒΑΣΤΟΥΠΟΛΕΩΣ 113 ATHINA	2103363100								
EUROXX SECURITIES S.A.			a		a	a	a		a
7, PALAIOLOGOU CHALANDRI	(210)-6879400	(210)-6879401							
7, PALEOLOGOU CHALANDRI	+30 2106879400	210-6879401							
FREEDOM FINANCE EUROPE LTD				a					
, ΧΡΙΣΤΑΚΗ ΚΡΑΝΟΥ 20	035725257786								
G. A. PERVANAS SECURITIES- INVESTMENT SERVICES S.A.			a						
7-9, ΣΟΦΟΚΛΕΟΥΣ 7-9 ATHINA	2103727200								
GLOBAL CAPITAL SECURITIES & FINANCIAL SERVICES LTD			a	a					
50, Λ.ΑΡΧΙΕΠΙΣΚΟΠΟΥ ΜΑΚΑΡΙΟΥ Γ50	0035722710710								
GREENPOST TRADING EUROPE LTD				a					
, ΚΙΜΟΝΟΣ 3, ACROPOLIS MANSIONS, 2ND FLOOR, FLAT/OFFICE 202	035722521389								
HELLENIC AMERICAN SECURITIES S.A.			a		a	a			a
27, ΑΝΔΡΕΑ ΠΑΠΑΝΔΡΕΟΥ 27 MAROUSI	2103311100								
HELLENIC BANK (INVESTMENTS) LTD				a					
, AVE.KYRIAKOU MATSI 31 - PO BOX 24747 NICOSIA	+357 22500100	357 22500110							
HSBC CONTINENTAL EUROPE								a	
109-111, Λ.ΜΕΣΟΓΕΙΩΝ 109-111	2106960000								
INDEX SECURITIES S.A.			a						
6, ΔΡΑΓΑΤΣΑΝΙΟΥ 6 ATHINA	2103213920								

Athex & ATHEXClear Members List

Member Name			Stock Market			Derivatives Market		ATHEXClear Member	
Address	Phone	Fax	Market Member	Remote Member	Market Maker	Proprietary	Market Maker	General Clearing	Direct Clearing
J. CHR. MAVRIKIS SECURITIES S.A. 5, ΣΟΦΟΚΛΕΟΥΣ 5 ATHINA	2103216730		a						
KAPPA SECURITIES S.A. 15, ΒΑΛΑΩΡΙΤΟΥ 15 ATHINA	2103678600		a			a			
KARAMANOF SECURITIES & INVESTMENT SERVICES S.A. 2, ΠΛΑΤ.ΘΕΟΔΩΡΩΝ 2 ATHINA	2103212947		a						
LAIKI FINANCIAL SERVICES LTD 26, AVE. VYRONOS NICOSIA	357 22367367	357 22718567		a					
LEON DEPOLAS SECURITIES S.A. 1, ΧΡΗΣΤΟΥ ΛΑΔΑ 1 ATHINA	2103213276 -28		a		a	a			
MEGA EQUITY SECURITIES & FINANCIAL SERVICES PUBLIC LTD 42-44, ΛΕΩΦ.ΓΡΙΒΑ ΔΙΓΕΝΗ 42-44	0035722711711		a	a		a			
MERIT SECURITIES S.A 5, ΣΟΦΟΚΛΕΟΥΣ 5 ATHINA	2103671880		a		a	a			a
MERRILL LYNCH INTERNATIONAL 2 , 2 KING EDWARD STREET LONDON	+44 20276281000		a						
N. CHRYSOCHOIDIS SECURITIES S.A. 7-9, ΣΟΦΟΚΛΕΟΥΣ 7-9 ATHINA	2103213913		a			a			a
NATIONAL BANK OF GREECE S.A. 86, ΑΙΟΛΟΥ STR. ATHINA	(210)-3341000	(210)-3228187	a			a		a	
68, ΑΚΑΔΙΜΙΑΣ STR. ATHINA	(210)-3328817	(210)-3328678							
NATIONAL SECURITIES SINGLE MEMBER SA 66, ΛΕΩΦΟΡΟΣ ΑΘΗΝΩΝ 128-132 & ΦΙΓΕΝΙΑΣ ATHINA	2103328784		a		a	a	a		
NUNTIUS BROKERAGE AND INVESTMENT SERVICES S.A 6, ΔΡΑΓΑΤΣΑΝΙΟΥ 6 ATHINA	2103350599		a						
ONE PLUS CAPITAL LIMITED , 75 PRODROMOU AVENUE NICOSIA 1307	35722873760		a	a					
OPTIMA BANK S.A. 32 , ΑΙΓΙΑΛΕΙΑΣ 32 & ΠΑΡΑΔΕΙΣΟΥ MAROUSI	2108173663		a		a	a	a	a	
PANTELAKIS SECURITIES S.A. 57, ΕΘΝΙΚΗΣ ΑΝΤΙΣΤΑΣΕΩΣ 57, ΚΤΙΠΙΟ Β CHALANDRI	2106965000		a		a	a	a		
PEGASUS SECURITIES S.A 17 , ΒΑΛΑΩΡΙΤΟΥ 17 & ΑΜΕΡΙΚΗΣ ATHINA	2103670700		a			a			
PIRAEUS BANK S.A. , ΑΜΕΡΙΚΗΣ 4 ATHINA	2103335000		a			a		a	
PIRAEUS SECURITIES S. A. 10, ΣΤΑΔΙΟΥ 10 ATHINA	2103354100		a		a	a	a		a
PROCHOICE SECURITIES LTD 57, ΛΕΩΦ ΣΠΥΡΟΥ ΚΥΠΡΙΑΝΟΥ 57, ΑΚΙΝΗΤΑ Φ	035724661192		a	a					
SHARELINK SECURITIES & FINANCIAL SERVICES LTD 6 , HOUSE-ΘΕΟΤΟΚΗ 6 ΜΕΓΑΡΟ ΕΛΛΗΝΑ	+357 22554200		a			a			
SOCIETE GENERALE S.A. , 17 COURS VALMY, CEDEX	+157290504		a	a		a			
SOLIDUS SECURITIES S.A 64, ΛΟΥΙΖΗΣ ΠΙΑΝΚΟΥΡ 64 ATHINA	2106900600		a			a			a
ST. EM. LAVRENTAKIS SECURITIES S.A. 7-9, ΣΟΦΟΚΛΕΟΥΣ 7-9 ATHINA	2103213336		a			a			
THE CYPRUS INVESTMENT & & SECURITIES CORPORATION LTD 154, ΑΓΙΟΥ ΠΡΟΚΟΠΙΟΥ & ΠΟΣΕΙΔΩΝΟΣ 1	0035722121700		a	a					
UBS EUROPE SE , OPERNTURM, BOCKENHEIMER LANDSTRASSE 2-4	496921790		a	a					
UBS LIMITED 1 , FINSBURY AVENUE LONDON	+44 2075687135			a					

List of Stocks under Market Making operations

Securities	Stock Category
Market Maker	Start Market Making
MLS MULTIMEDIA SA (CR)	Suspension Status
PIRAEUS SECURITIES S. A.	01/08/2019
ALPHA ETF FTSE Athex Large Cap	Exchange Traded Funds (ETFs)
ALPHA FINANCE INVESTMENT SERVICES SINGLE MEMBER SA	02/01/1900
NATIONAL SECURITIES SINGLE MEMBER SA	02/01/1900
ADMIE (IPTO) HOLDING S.A. (CR)	Main Market
EUROBANK EQUITIES INVESTMENT FIRM SINGLE MEMBER SA	24/05/2021
HELLENIC AMERICAN SECURITIES S.A.	09/03/2020
PIRAEUS SECURITIES S. A.	29/06/2017
AEGEAN AIRLINES (CR)	Main Market
EUROBANK EQUITIES INVESTMENT FIRM SINGLE MEMBER SA	22/09/2020
ALPHA SERVICES HOLD (CR)	Main Market
ALPHA FINANCE INVESTMENT SERVICES SINGLE MEMBER SA	29/02/2016
EUROBANK EQUITIES INVESTMENT FIRM SINGLE MEMBER SA	22/10/2006
HELLENIC AMERICAN SECURITIES S.A.	25/07/2014
LEON DEPOLAS SECURITIES S.A.	04/01/2016
MERIT SECURITIES S.A.	03/09/2012
NATIONAL SECURITIES SINGLE MEMBER SA	02/01/1900
PIRAEUS SECURITIES S. A.	28/05/2009
ALPHA TRUST (CR)	Main Market
EUROBANK EQUITIES INVESTMENT FIRM SINGLE MEMBER SA	06/02/2023
LEON DEPOLAS SECURITIES S.A.	04/01/2021
ANDROMEDA SA (CR)	Main Market
BETA SECURITIES S.A.	15/02/2021
OPTIMA BANK S.A.	03/04/2023
ATTICA BANK S.A. (CR)	Main Market
EUROXX SECURITIES S.A.	22/01/2016
PIRAEUS SECURITIES S. A.	20/09/2017
AUSTRIACARD (CB)	Main Market
BETA SECURITIES S.A.	23/03/2023
AUTOHELLAS SA (CR)	Main Market
ALPHA FINANCE INVESTMENT SERVICES SINGLE MEMBER SA	01/07/2019
EUROXX SECURITIES S.A.	02/07/2018
AVAX S.A. (CR)	Main Market
EUROBANK EQUITIES INVESTMENT FIRM SINGLE MEMBER SA	14/12/2015
PIRAEUS SECURITIES S. A.	01/02/2021
AVE (CR)	Main Market
EUROXX SECURITIES S.A.	05/06/2020
BRIQ PROPERTIES (CR)	Main Market
EUROBANK EQUITIES INVESTMENT FIRM SINGLE MEMBER SA	09/09/2019
LEON DEPOLAS SECURITIES S.A.	22/02/2021
CC HBC AG (CR)	Main Market
BETA SECURITIES S.A.	08/03/2021
NATIONAL SECURITIES SINGLE MEMBER SA	02/01/1900
PIRAEUS SECURITIES S. A.	04/05/2015
CENERGY HOLDINGS (CB)	Main Market
ALPHA FINANCE INVESTMENT SERVICES SINGLE MEMBER SA	02/01/2016
EUROBANK EQUITIES INVESTMENT FIRM SINGLE MEMBER SA	02/01/2016
OPTIMA BANK S.A.	14/03/2022
PANTELAKIS SECURITIES S.A.	27/12/2022
CNL CAPITAL (CR)	Main Market
MERIT SECURITIES S.A.	01/10/2018
DIMAND (CR)	Main Market
ALPHA FINANCE INVESTMENT SERVICES SINGLE MEMBER SA	08/08/2022
EUROBANK EQUITIES INVESTMENT FIRM SINGLE MEMBER SA	08/08/2022
EKTER SA (CR)	Main Market
BETA SECURITIES S.A.	26/09/2022
EUROBANK EQUITIES INVESTMENT FIRM SINGLE MEMBER SA	16/10/2017
LEON DEPOLAS SECURITIES S.A.	21/05/2018
ELASTRON (CR)	Main Market
LEON DEPOLAS SECURITIES S.A.	20/02/2017
ELLAKTOR (CR)	Main Market
ALPHA FINANCE INVESTMENT SERVICES SINGLE MEMBER SA	18/03/2019
EUROBANK EQUITIES INVESTMENT FIRM SINGLE MEMBER SA	01/06/2012
EUROXX SECURITIES S.A.	24/09/2018
NATIONAL SECURITIES SINGLE MEMBER SA	02/01/1900
PIRAEUS SECURITIES S. A.	22/10/2018

List of Stocks under Market Making operations

Securities	Stock Category
Market Maker	Start Market Making
ELTON SA (CR)	Main Market
BETA SECURITIES S.A.	03/09/2012
EUROBANK EQUITIES INVESTMENT FIRM SINGLE MEMBER SA	28/11/2022
OPTIMA BANK S.A.	30/01/2023
ELVALHALCOR (CR)	Main Market
ALPHA FINANCE INVESTMENT SERVICES SINGLE MEMBER SA	07/05/2018
BETA SECURITIES S.A.	09/01/2023
EUROBANK EQUITIES INVESTMENT FIRM SINGLE MEMBER SA	07/05/2018
ENTERSOFT (CR)	Main Market
ALPHA FINANCE INVESTMENT SERVICES SINGLE MEMBER SA	23/03/2023
EUROBANK EQUITIES INVESTMENT FIRM SINGLE MEMBER SA	22/06/2020
EUROBANK HOLDINGS (CR)	Main Market
ALPHA FINANCE INVESTMENT SERVICES SINGLE MEMBER SA	09/01/2006
EUROBANK EQUITIES INVESTMENT FIRM SINGLE MEMBER SA	01/06/2012
HELLENIC AMERICAN SECURITIES S.A.	25/07/2014
LEON DEPOLAS SECURITIES S.A.	30/11/2018
MERIT SECURITIES S.A.	06/11/2017
NATIONAL SECURITIES SINGLE MEMBER SA	02/01/1900
PIRAEUS SECURITIES S. A.	28/09/2009
EUROCONSULTANTS S.A. (CR)	Main Market
OPTIMA BANK S.A.	01/02/2023
EYDAP S.A. (CR)	Main Market
ALPHA FINANCE INVESTMENT SERVICES SINGLE MEMBER SA	27/01/2020
EUROBANK EQUITIES INVESTMENT FIRM SINGLE MEMBER SA	10/06/2019
FOURLIS (CR)	Main Market
EUROBANK EQUITIES INVESTMENT FIRM SINGLE MEMBER SA	01/12/2016
PIRAEUS SECURITIES S. A.	06/03/2017
GEK TERNA (CR)	Main Market
BETA SECURITIES S.A.	08/03/2021
EUROBANK EQUITIES INVESTMENT FIRM SINGLE MEMBER SA	24/05/2021
PIRAEUS SECURITIES S. A.	29/08/2019
GR. SARANTIS S.A. (CR)	Main Market
BETA SECURITIES S.A.	14/05/2012
EUROBANK EQUITIES INVESTMENT FIRM SINGLE MEMBER SA	24/10/2016
HELLENIC EXCHANGES-A.S.E. (CR)	Main Market
HELLENIC AMERICAN SECURITIES S.A.	01/09/2014
NATIONAL SECURITIES SINGLE MEMBER SA	02/01/1900
PIRAEUS SECURITIES S. A.	04/05/2015
HELLENIQ ENERGY (CR)	Main Market
HELLENIC AMERICAN SECURITIES S.A.	14/09/2015
PIRAEUS SECURITIES S. A.	20/03/2017
IDEAL HOLDINGS (CR)	Main Market
EUROBANK EQUITIES INVESTMENT FIRM SINGLE MEMBER SA	07/06/2021
PIRAEUS SECURITIES S. A.	07/06/2021
INTERCONTINENTAL (CR)	Main Market
LEON DEPOLAS SECURITIES S.A.	03/06/2019
INTERLIFE G.C.I.(CR)	Main Market
BETA SECURITIES S.A.	24/10/2022
INTERWOOD-XYLEMPORIA (CR)	Main Market
EUROBANK EQUITIES INVESTMENT FIRM SINGLE MEMBER SA	05/07/2021
PANTELAKIS SECURITIES S.A.	01/07/2021
INTRAKAT (CR)	Main Market
BETA SECURITIES S.A.	04/10/2021
PANTELAKIS SECURITIES S.A.	10/10/2022
JUMBO SA (CR)	Main Market
BETA SECURITIES S.A.	01/02/2021
EUROBANK EQUITIES INVESTMENT FIRM SINGLE MEMBER SA	25/05/2020
MERIT SECURITIES S.A.	06/11/2017
PIRAEUS SECURITIES S. A.	06/03/2017
KLOUKINAS - LAPPAS SA (CR)	Main Market
OPTIMA BANK S.A.	02/01/2023
KRI-KRI S.A. (CR)	Main Market
EUROBANK EQUITIES INVESTMENT FIRM SINGLE MEMBER SA	07/05/2018
LEON DEPOLAS SECURITIES S.A.	16/01/2017

List of Stocks under Market Making operations

Securities	Stock Category
Market Maker	Start Market Making
LAMDA DEVELOPMENT SA (CR)	Main Market
EUROBANK EQUITIES INVESTMENT FIRM SINGLE MEMBER SA	08/12/2014
PANTELAKIS SECURITIES S.A.	06/11/2017
PIRAEUS SECURITIES S. A.	29/06/2017
LAMPSA HOTEL SA (CR)	Main Market
LEON DEPOLAS SECURITIES S.A.	16/01/2017
MIG (CR)	Main Market
EUROBANK EQUITIES INVESTMENT FIRM SINGLE MEMBER SA	23/03/2015
PIRAEUS SECURITIES S. A.	02/02/2009
MOTOR OIL (CR)	Main Market
BETA SECURITIES S.A.	08/03/2021
EUROBANK EQUITIES INVESTMENT FIRM SINGLE MEMBER SA	22/10/2006
LEON DEPOLAS SECURITIES S.A.	01/04/2019
MERIT SECURITIES S.A.	25/02/2019
NATIONAL SECURITIES SINGLE MEMBER SA	02/01/1900
PIRAEUS SECURITIES S. A.	04/05/2015
MPLE KEDROS (CR)	Main Market
MERIT SECURITIES S.A.	30/09/2022
MYTILINEOS (CR)	Main Market
ALPHA FINANCE INVESTMENT SERVICES SINGLE MEMBER SA	15/04/2019
BETA SECURITIES S.A.	11/04/2022
EUROBANK EQUITIES INVESTMENT FIRM SINGLE MEMBER SA	20/09/2017
MERIT SECURITIES S.A.	25/02/2019
NATIONAL SECURITIES SINGLE MEMBER SA	02/01/1900
PIRAEUS SECURITIES S. A.	04/05/2015
NATIONAL BANK (CR)	Main Market
ALPHA FINANCE INVESTMENT SERVICES SINGLE MEMBER SA	09/01/2006
EUROBANK EQUITIES INVESTMENT FIRM SINGLE MEMBER SA	22/10/2006
HELLENIC AMERICAN SECURITIES S.A.	25/07/2014
LEON DEPOLAS SECURITIES S.A.	20/05/2015
MERIT SECURITIES S.A.	03/09/2012
NATIONAL SECURITIES SINGLE MEMBER SA	02/01/1900
PIRAEUS SECURITIES S. A.	08/09/2008
OPAP (CR)	Main Market
ALPHA FINANCE INVESTMENT SERVICES SINGLE MEMBER SA	09/01/2006
BETA SECURITIES S.A.	11/04/2022
EUROBANK EQUITIES INVESTMENT FIRM SINGLE MEMBER SA	22/10/2006
HELLENIC AMERICAN SECURITIES S.A.	25/07/2014
MERIT SECURITIES S.A.	20/03/2017
NATIONAL SECURITIES SINGLE MEMBER SA	02/01/1900
PIRAEUS SECURITIES S. A.	04/05/2015
OTE (CR)	Main Market
ALPHA FINANCE INVESTMENT SERVICES SINGLE MEMBER SA	09/01/2006
BETA SECURITIES S.A.	11/04/2022
EUROBANK EQUITIES INVESTMENT FIRM SINGLE MEMBER SA	22/10/2006
HELLENIC AMERICAN SECURITIES S.A.	25/07/2014
LEON DEPOLAS SECURITIES S.A.	20/04/2015
MERIT SECURITIES S.A.	20/03/2017
NATIONAL SECURITIES SINGLE MEMBER SA	02/01/1900
PIRAEUS SECURITIES S. A.	08/09/2008
P.P.A. S.A. (CR)	Main Market
EUROBANK EQUITIES INVESTMENT FIRM SINGLE MEMBER SA	06/02/2019
PAPOUTSANIS (CR)	Main Market
BETA SECURITIES S.A.	25/11/2013
PETROPOULOS PETROS (CR)	Main Market
EUROBANK EQUITIES INVESTMENT FIRM SINGLE MEMBER SA	01/04/2019
PANTELAKIS SECURITIES S.A.	16/03/2020
PIRAEUS FINANCIAL HOLD (CR)	Main Market
ALPHA FINANCE INVESTMENT SERVICES SINGLE MEMBER SA	15/04/2019
EUROBANK EQUITIES INVESTMENT FIRM SINGLE MEMBER SA	22/10/2006
EUROXX SECURITIES S.A.	15/02/2016
HELLENIC AMERICAN SECURITIES S.A.	25/07/2014
LEON DEPOLAS SECURITIES S.A.	30/11/2018
MERIT SECURITIES S.A.	16/09/2013
NATIONAL SECURITIES SINGLE MEMBER SA	02/01/1900
PIRAEUS SECURITIES S. A.	16/02/2009

List of Stocks under Market Making operations

Securities	Stock Category
Market Maker	Start Market Making
PPC (CR)	Main Market
ALPHA FINANCE INVESTMENT SERVICES SINGLE MEMBER SA	09/01/2006
BETA SECURITIES S.A.	01/02/2021
EUROBANK EQUITIES INVESTMENT FIRM SINGLE MEMBER SA	22/10/2006
HELLENIC AMERICAN SECURITIES S.A.	01/09/2014
MERIT SECURITIES S.A	06/11/2017
NATIONAL SECURITIES SINGLE MEMBER SA	02/01/1900
PIRAEUS SECURITIES S. A.	28/09/2009
PREMA (CR)	Main Market
BETA SECURITIES S.A.	01/06/2021
LEON DEPOLAS SECURITIES S.A.	05/12/2022
PANTELAKIS SECURITIES S.A.	23/12/2021
PROFILE SA (CR)	Main Market
OPTIMA BANK S.A.	03/04/2023
PANTELAKIS SECURITIES S.A.	01/07/2019
QUALITY & RELIABILITY SA (CR)	Main Market
OPTIMA BANK S.A.	03/01/2023
QUEST HOLDINGS (CR)	Main Market
BETA SECURITIES S.A.	26/03/2018
EUROBANK EQUITIES INVESTMENT FIRM SINGLE MEMBER SA	28/01/2019
SIDMA STEEL (CR)	Main Market
LEON DEPOLAS SECURITIES S.A.	06/06/2022
SPACE HELLAS SA (CR)	Main Market
MERIT SECURITIES S.A	09/12/2022
TECHNICAL OLYMPIC SA (CR)	Main Market
BETA SECURITIES S.A.	04/04/2022
TERNA ENERGY (CR)	Main Market
EUROBANK EQUITIES INVESTMENT FIRM SINGLE MEMBER SA	24/05/2021
PIRAEUS SECURITIES S. A.	09/12/2019
THRACE PLASTICS SA (CR)	Main Market
ALPHA FINANCE INVESTMENT SERVICES SINGLE MEMBER SA	26/03/2018
EUROBANK EQUITIES INVESTMENT FIRM SINGLE MEMBER SA	26/03/2018
TITAN CEMENT (CB)	Main Market
BETA SECURITIES S.A.	01/02/2021
EUROBANK EQUITIES INVESTMENT FIRM SINGLE MEMBER SA	06/11/2019
PIRAEUS SECURITIES S. A.	18/01/2021
TZIRAKIAN PROFIL (CR)	Main Market
LEON DEPOLAS SECURITIES S.A.	19/07/2021
VIOHALCO SA/NV (CB)	Main Market
ALPHA FINANCE INVESTMENT SERVICES SINGLE MEMBER SA	11/03/2008
EUROBANK EQUITIES INVESTMENT FIRM SINGLE MEMBER SA	04/03/2014
MERIT SECURITIES S.A	17/03/2014

Underlying Asset				Derivatives Market													
Price max	Price min	Closing price	change	Delivery Month	Open price	Price max	Price min	Last price	Closing price	Last Bid	Last Ask	Fixing price*	Life high	Life low	Trades	Volume	Open Interest
FTSE/Athex Large Cap				(Trade Unit: 1 Index Point x 2€, Cash Settlement)													
2,704.25	2,666.58	2,679.92	-0.56%	May 2023	2,706.00	2,706.00	2,668.00	2,678.00	2,678.00	---	---	---	2,722.75	---	161	577	4,981
				June 2023	2,689.00	2,689.00	2,652.25	2,652.25	2,652.25	---	---	---	2,703.50	---	3	24	148
				July 2023	---	---	---	---	2,708.75	---	---	---	---	---	---	---	---
				September 2023	---	---	---	---	2,717.00	---	---	---	---	---	---	---	---
				December 2023	---	---	---	---	2,730.75	---	---	---	---	---	---	---	---
				March 2024	---	---	---	---	2,744.25	---	---	---	---	---	---	---	---
FTSE/Athex Banks				(Trade Unit: 1 Index Point x 15€, Cash Settlement)													
843.27	816.26	824.85	-1.63%	June 2023	842.25	842.25	822.50	823.25	823.25	---	---	---	848.25	---	5	16	1,047
				September 2023	---	---	---	---	845.25	---	---	---	---	---	---	---	---
				December 2023	---	---	---	---	849.50	---	---	---	---	---	---	---	---
				March 2024	---	---	---	---	853.75	---	---	---	---	---	---	---	---

Underlying Asset				Derivatives Market													
Price max	Price min	Closing price	change	Delivery Month	Open price	Price max	Price min	Last price	Closing price	Last Bid	Last Ask	Fixing price*	Life high	Life low	Trades	Volume	Open Interest
ADMIE (IPTO) HOLDING S.A. (CR)				(Contract Size: 100 Securities, Physical Delivery)													
1.838	1.81	1.83	0.77%	June 2023	1.82	1.83	1.82	1.83	1.83	---	---	---	1.92	---	3	92	12,727
				September 2023	---	---	---	---	1.83	---	---	---	---	---	---	---	---
				December 2023	---	---	---	---	1.84	---	---	---	---	---	---	---	---
				March 2024	---	---	---	---	1.85	---	---	---	---	---	---	---	---
AEGEAN AIRLINES (CR)				(Contract Size: 100 Securities, Physical Delivery)													
8.04	7.89	8.01	0.12%	June 2023	7.98	8.01	7.92	8.01	8.01	---	---	---	8.09	---	4	14	1,907
				September 2023	---	---	---	---	8.07	---	---	---	---	---	---	---	---
				December 2023	---	---	---	---	8.11	---	---	---	---	---	---	---	---
				March 2024	---	---	---	---	8.15	---	---	---	---	---	---	---	---
ALPHA SERVICES HOLD (CR)				(Contract Size: 100 Securities, Physical Delivery)													
1.215	1.166	1.186	-1.82%	June 2023	1.21	1.22	1.17	1.18	1.18	---	---	---	1.52	---	209	6,866	127,341
				September 2023	---	---	---	---	1.23	---	---	---	1.25	---	---	---	6
				December 2023	---	---	---	---	1.22	---	---	---	---	---	---	---	---
				March 2024	---	---	---	---	1.23	---	---	---	---	---	---	---	---
AUTOHELLAS SA (CR)				(Contract Size: 100 Securities, Physical Delivery)													
13.1	12.54	12.94	-1.67%	June 2023	12.60	12.90	12.60	12.90	12.90	---	---	---	12.90	---	4	9	84
				September 2023	---	---	---	---	13.27	---	---	---	---	---	---	---	---
				December 2023	---	---	---	---	13.33	---	---	---	---	---	---	---	---
				March 2024	---	---	---	---	13.40	---	---	---	---	---	---	---	---
AVAX S.A. (CR)				(Contract Size: 100 Securities, Physical Delivery)													
0.84	0.807	0.81	-2.64%	June 2023	---	---	---	---	0.848	---	---	---	0.863	---	---	---	372
				September 2023	---	---	---	---	0.839	---	---	---	---	---	---	---	---
				December 2023	---	---	---	---	0.843	---	---	---	---	---	---	---	---
				March 2024	---	---	---	---	0.847	---	---	---	---	---	---	---	---
CC HBC AG (CR)				(Contract Size: 100 Securities, Physical Delivery)													
27.46	27.02	27.11	0.48%	June 2023	26.48	26.50	26.28	26.40	26.40	---	---	---	26.50	---	5	12	469
				September 2023	---	---	---	---	27.20	---	---	---	---	---	---	---	---
				December 2023	---	---	---	---	27.34	---	---	---	---	---	---	---	---
				March 2024	---	---	---	---	27.47	---	---	---	---	---	---	---	---
CENERGY HOLDINGS (CB)				(Contract Size: 100 Securities, Physical Delivery)													
4.475	4.4	4.44	0.23%	June 2023	4.45	4.48	4.42	4.46	4.46	---	---	---	4.48	---	27	172	5,878
				September 2023	---	---	---	---	4.46	---	---	---	4.35	---	---	---	5
				December 2023	---	---	---	---	4.49	---	---	---	---	---	---	---	---
				March 2024	---	---	---	---	4.51	---	---	---	---	---	---	---	---

Derivatives notes

Fixing prices and final open positions can be retrieved from the following path <http://www.helex.gr/el/web/guest/statistics-end-of-day-derivatives>

Underlying Asset				Derivatives Market													
Price max	Price min	Closing price	change	Delivery Month	Open price	Price max	Price min	Last price	Closing price	Last Bid	Last Ask	Fixing price*	Life high	Life low	Trades	Volume	Open Interest
ELLAKTOR (CR)				(Contract Size: 100 Securities, Physical Delivery)													
2.11	2.035	2.035	-3.33%	June 2023	2.08	2.08	2.05	2.05	2.05	---	---	---	2.17	---	4	5	856
				September 2023	---	---	---	---	2.12	---	---	---	---	---	---	---	---
				December 2023	---	---	---	---	2.13	---	---	---	---	---	---	---	---
				March 2024	---	---	---	---	2.14	---	---	---	---	---	---	---	---
ELVALHALCOR (CR)				(Contract Size: 100 Securities, Physical Delivery)													
1.694	1.638	1.638	-1.92%	June 2023	---	---	---	---	1.67	---	---	---	1.79	---	---	---	1,290
				September 2023	---	---	---	---	1.68	---	---	---	---	---	---	---	---
				December 2023	---	---	---	---	1.69	---	---	---	---	---	---	---	---
				March 2024	---	---	---	---	1.70	---	---	---	---	---	---	---	---
EUROBANK HOLDINGS (CR)				(Contract Size: 100 Securities, Physical Delivery)													
1.375	1.3305	1.3505	-0.95%	June 2023	1.37	1.37	1.33	1.35	1.35	---	---	---	1.46	---	131	2,896	33,680
				September 2023	---	---	---	---	1.37	---	---	---	---	---	---	---	---
				December 2023	---	---	---	---	1.38	---	---	---	---	---	---	---	---
				March 2024	---	---	---	---	1.39	---	---	---	---	---	---	---	---
EYDAP S.A. (CR)				(Contract Size: 100 Securities, Physical Delivery)													
6.86	6.67	6.76	-0.88%	June 2023	---	---	---	---	6.81	---	---	---	6.95	---	---	---	504
				September 2023	---	---	---	---	6.60	---	---	---	6.83	---	---	---	---
				December 2023	---	---	---	---	6.91	---	---	---	---	---	---	---	---
				March 2024	---	---	---	---	6.94	---	---	---	---	---	---	---	---
FOURLIS (CR)				(Contract Size: 100 Securities, Physical Delivery)													
3.865	3.81	3.84	0.00%	June 2023	3.80	3.80	3.80	3.80	3.80	---	---	---	3.95	---	1	1	1,558
				September 2023	---	---	---	---	3.87	---	---	---	---	---	---	---	---
				December 2023	---	---	---	---	3.89	---	---	---	---	---	---	---	---
				March 2024	---	---	---	---	3.91	---	---	---	---	---	---	---	---
GEK TERNA (CR)				(Contract Size: 100 Securities, Physical Delivery)													
12.74	12.38	12.48	0.65%	June 2023	12.52	12.75	12.50	12.56	12.56	---	---	---	12.75	---	35	134	8,192
				September 2023	---	---	---	---	12.50	---	---	---	---	---	---	---	---
				December 2023	---	---	---	---	12.56	---	---	---	---	---	---	---	---
				March 2024	---	---	---	---	12.63	---	---	---	---	---	---	---	---
HELLENIC EXCHANGES-A.S.E. (CR)				(Contract Size: 100 Securities, Physical Delivery)													
4.195	4.075	4.09	-1.80%	June 2023	4.01	4.01	3.96	3.96	3.96	---	---	---	4.23	---	7	16	1,797
				September 2023	---	---	---	---	4.20	---	---	---	---	---	---	---	---
				December 2023	---	---	---	---	4.22	---	---	---	---	---	---	---	---
				March 2024	---	---	---	---	4.24	---	---	---	---	---	---	---	---

Derivatives notes

Fixing prices and final open positions can be retrieved from the following path <http://www.helex.gr/el/web/guest/statistics-end-of-day-derivatives>

Underlying Asset				Derivatives Market													
Price max	Price min	Closing price	change	Delivery Month	Open price	Price max	Price min	Last price	Closing price	Last Bid	Last Ask	Fixing price*	Life high	Life low	Trades	Volume	Open Interest
HELLENiQ ENERGY (CR)				(Contract Size: 100 Securities, Physical Delivery)													
7.47	7.29	7.29	-1.49%	June 2023	7.42	7.43	7.39	7.39	7.39	---	---	---	8.08	---	14	37	1,555
				September 2023	---	---	---	---	7.46	---	---	---	---	---	---	---	---
				December 2023	---	---	---	---	7.50	---	---	---	---	---	---	---	---
				March 2024	---	---	---	---	7.54	---	---	---	---	---	---	---	---
INTRACOM HOLDINGS (CR)				(Contract Size: 100 Securities, Physical Delivery)													
1.83	1.79	1.798	-0.88%	June 2023	1.82	1.83	1.81	1.81	1.81	---	---	---	2.07	---	9	22	4,454
				September 2023	1.82	1.82	1.82	1.82	1.82	---	---	---	1.82	---	1	2	---
				December 2023	---	---	---	---	1.84	---	---	---	---	---	---	---	---
				March 2024	---	---	---	---	1.85	---	---	---	---	---	---	---	---
INTRAKAT (CR)				(Contract Size: 100 Securities, Physical Delivery)													
1.668	1.638	1.648	0.37%	June 2023	1.69	1.69	1.65	1.67	1.67	---	---	---	1.79	---	11	86	8,137
				September 2023	---	---	---	---	1.68	---	---	---	1.69	---	---	---	30
				December 2023	---	---	---	---	1.66	---	---	---	---	---	---	---	---
				March 2024	---	---	---	---	1.67	---	---	---	---	---	---	---	---
JUMBO SA (CR)				(Contract Size: 100 Securities, Physical Delivery)													
21.6	21.28	21.6	1.50%	June 2023	21.19	21.45	21.19	21.39	21.39	---	---	---	21.45	---	21	122	467
				September 2023	---	---	---	---	21.45	---	---	---	---	---	---	---	---
				December 2023	---	---	---	---	21.56	---	---	---	---	---	---	---	---
				March 2024	---	---	---	---	21.67	---	---	---	---	---	---	---	---
LAMDA DEVELOPMENT SA (CR)				(Contract Size: 100 Securities, Physical Delivery)													
5.85	5.68	5.68	-1.98%	June 2023	5.83	5.83	5.72	5.72	5.72	---	---	---	6.53	---	27	105	5,652
				September 2023	---	---	---	---	5.84	---	---	---	---	---	---	---	---
				December 2023	---	---	---	---	5.87	---	---	---	---	---	---	---	---
				March 2024	---	---	---	---	5.90	---	---	---	---	---	---	---	---
MIG (CR)				(Contract Size: 100 Securities, Physical Delivery)													
0.22	0.217	0.2185	0.69%	June 2023	---	---	---	---	0.200	---	---	---	0.218	---	---	---	1,295
				September 2023	---	---	---	---	0.219	---	---	---	---	---	---	---	---
				December 2023	---	---	---	---	0.220	---	---	---	---	---	---	---	---
				March 2024	---	---	---	---	0.221	---	---	---	---	---	---	---	---
MOTOR OIL (CR)				(Contract Size: 100 Securities, Physical Delivery)													
22.32	21.86	22	0.00%	June 2023	22.16	22.34	21.93	21.93	21.93	---	---	---	25.05	---	14	45	1,082
				September 2023	---	---	---	---	21.81	---	---	---	21.70	---	---	---	20
				December 2023	---	---	---	---	22.29	---	---	---	---	---	---	---	---
				March 2024	---	---	---	---	22.40	---	---	---	---	---	---	---	---

Derivatives notes

Fixing prices and final open positions can be retrieved from the following path <http://www.helex.gr/el/web/guest/statistics-end-of-day-derivatives>

Underlying Asset				Derivatives Market													
Price max	Price min	Closing price	change	Delivery Month	Open price	Price max	Price min	Last price	Closing price	Last Bid	Last Ask	Fixing price*	Life high	Life low	Trades	Volume	Open Interest
MYTILINEOS (CR)				(Contract Size: 100 Securities, Physical Delivery)													
27.26	26.96	27.18	-1.73%	June 2023	27.31	27.35	27.03	27.20	27.20	---	---	---	28.34	---	69	261	2,135
				September 2023	---	---	---	---	27.89	---	---	---	---	---	---	---	---
				December 2023	---	---	---	---	28.03	---	---	---	---	---	---	---	---
				March 2024	---	---	---	---	28.17	---	---	---	---	---	---	---	---
NATIONAL BANK (CR)				(Contract Size: 100 Securities, Physical Delivery)													
4.89	4.76	4.818	-0.99%	June 2023	4.88	4.88	4.77	4.81	4.81	---	---	---	5.46	---	122	1,202	22,696
				September 2023	---	---	---	---	4.91	---	---	---	---	---	---	---	---
				December 2023	---	---	---	---	4.93	---	---	---	---	---	---	---	---
				March 2024	---	---	---	---	4.95	---	---	---	---	---	---	---	---
OPAP (CR)				(Contract Size: 100 Securities, Physical Delivery)													
15.48	15.28	15.36	0.39%	June 2023	14.80	14.82	14.79	14.82	14.82	---	---	---	15.00	---	3	4	1,849
				September 2023	---	---	---	---	15.42	---	---	---	---	---	---	---	---
				December 2023	---	---	---	---	15.50	---	---	---	---	---	---	---	---
				March 2024	---	---	---	---	15.58	---	---	---	---	---	---	---	---
OTE (CR)				(Contract Size: 100 Securities, Physical Delivery)													
13.8	13.54	13.54	-0.88%	June 2023	13.86	13.86	13.55	13.56	13.56	---	---	---	15.20	---	42	165	10,412
				September 2023	---	---	---	---	13.42	---	---	---	14.32	---	---	---	51
				December 2023	---	---	---	---	13.84	---	---	---	---	---	---	---	---
				March 2024	---	---	---	---	13.91	---	---	---	---	---	---	---	---
P.P.A. S.A. (CR)				(Contract Size: 100 Securities, Physical Delivery)													
19.7	19.28	19.3	-1.53%	June 2023	---	---	---	---	19.60	---	---	---	19.64	---	---	---	363
				September 2023	---	---	---	---	19.76	---	---	---	---	---	---	---	---
				December 2023	---	---	---	---	19.86	---	---	---	---	---	---	---	---
				March 2024	---	---	---	---	19.96	---	---	---	---	---	---	---	---
PIRAEUS FINANCIAL HOLD (CR)				(Contract Size: 100 Securities, Physical Delivery)													
2.306	2.18	2.196	-3.85%	June 2023	2.30	2.32	2.19	2.21	2.21	---	---	---	2.46	---	397	5,875	92,499
				September 2023	---	---	---	---	2.30	---	---	---	---	---	---	---	---
				December 2023	---	---	---	---	2.31	---	---	---	---	---	---	---	---
				March 2024	---	---	---	---	2.33	---	---	---	---	---	---	---	---
PPC (CR)				(Contract Size: 100 Securities, Physical Delivery)													
8.17	8.04	8.1	-0.43%	June 2023	8.14	8.19	8.08	8.09	8.09	---	---	---	8.38	---	50	130	23,016
				September 2023	---	---	---	---	8.20	---	---	---	---	---	---	---	---
				December 2023	---	---	---	---	8.24	---	---	---	---	---	---	---	---
				March 2024	---	---	---	---	8.28	---	---	---	---	---	---	---	---

Derivatives notes

Fixing prices and final open positions can be retrieved from the following path <http://www.helex.gr/el/web/guest/statistics-end-of-day-derivatives>

Underlying Asset				Derivatives Market													
Price max	Price min	Closing price	change	Delivery Month	Open price	Price max	Price min	Last price	Closing price	Last Bid	Last Ask	Fixing price*	Life high	Life low	Trades	Volume	Open Interest
QUEST HOLDINGS (CR)				(Contract Size: 100 Securities, Physical Delivery)													
5.09	5.01	5.04	-0.20%	June 2023	---	---	---	---	4.98	---	---	---	5.21	---	---	---	97
				September 2023	---	---	---	---	5.09	---	---	---	---	---	---	---	---
				December 2023	---	---	---	---	5.12	---	---	---	---	---	---	---	---
				March 2024	---	---	---	---	5.14	---	---	---	---	---	---	---	---
TERNA ENERGY (CR)				(Contract Size: 100 Securities, Physical Delivery)													
20.66	20.34	20.62	2.18%	June 2023	20.55	20.80	20.50	20.75	20.75	---	---	---	20.98	---	72	281	10,010
				September 2023	---	---	---	---	20.37	---	---	---	20.75	---	---	---	---
				December 2023	---	---	---	---	20.45	---	---	---	---	---	---	---	---
				March 2024	---	---	---	---	20.55	---	---	---	---	---	---	---	---
TITAN CEMENT (CB)				(Contract Size: 100 Securities, Physical Delivery)													
15.3	14.86	14.98	0.67%	June 2023	15.02	15.02	14.97	15.00	15.00	---	---	---	15.18	---	4	20	912
				September 2023	---	---	---	---	15.00	---	---	---	---	---	---	---	---
				December 2023	---	---	---	---	15.08	---	---	---	---	---	---	---	---
				March 2024	---	---	---	---	15.15	---	---	---	---	---	---	---	---
VIOHALCO SA/NV (CB)				(Contract Size: 100 Securities, Physical Delivery)													
4.57	4.35	4.48	-0.33%	June 2023	4.55	4.56	4.40	4.44	4.44	---	---	---	4.68	---	41	105	5,610
				September 2023	4.46	4.46	4.41	4.41	4.41	---	---	---	4.46	---	3	40	---
				December 2023	---	---	---	---	4.55	---	---	---	---	---	---	---	---
				March 2024	---	---	---	---	4.58	---	---	---	---	---	---	---	---

Daily Official List

Section 7: Index Options

Year: 144 Trading Day No: 75

Monday, 24 April, 2023

FTSE/Athex Large Cap

(Trade Unit: 1 Index Point x 2€ - Exercise Style: European, Cash Settlement)

Call Options															Put Options																				
May 2023								June 2023							Other Months		May 2023								June 2023							Other Months			
Exerise Price	Open price	Price max	Price min	Last price	Closing price	Volume	Open Interest	Open price	Price max	Price min	Last price	Closing price	Volume	Open Interest	Volume	Open Interest	Open price	Price max	Price min	Last price	Closing price	Volume	Open Interest	Open price	Price max	Price min	Last price	Closing price	Volume	Open Interest	Volume	Open Interest	Exerise Price		
1,725	-	-	-	-	-	-	-	0.00	0.00	0.00	-	954.00	-	-			-	-	-	-	-	-	-	0.00	0.00	0.00	-	0.01	-	-			1,725		
1,750	-	-	-	-	-	-	-	0.00	0.00	0.00	-	929.00	-	-			-	-	-	-	-	-	-	0.00	0.00	0.00	-	0.01	-	-			1,750		
1,775	-	-	-	-	-	-	-	0.00	0.00	0.00	-	904.00	-	-			-	-	-	-	-	-	-	0.00	0.00	0.00	-	0.02	-	-			1,775		
1,800	-	-	-	-	-	-	-	0.00	0.00	0.00	-	880.00	-	-			-	-	-	-	-	-	-	0.00	0.00	0.00	-	0.01	-	-			1,800		
1,825	-	-	-	-	-	-	-	0.00	0.00	0.00	-	855.00	-	-			-	-	-	-	-	-	-	0.00	0.00	0.00	-	0.01	-	-			1,825		
1,850	-	-	-	-	-	-	-	0.00	0.00	0.00	-	830.00	-	-			-	-	-	-	-	-	-	0.00	0.00	0.00	-	0.01	-	-			1,850		
1,875	-	-	-	-	-	-	-	0.00	0.00	0.00	-	805.00	-	-			-	-	-	-	-	-	-	0.00	0.00	0.00	-	0.01	-	-			1,875		
1,900	-	-	-	-	-	-	-	0.00	0.00	0.00	-	780.00	-	-			-	-	-	-	-	-	-	0.00	0.00	0.00	-	0.01	-	-			1,900		
1,925	-	-	-	-	-	-	-	0.00	0.00	0.00	-	755.00	-	-			-	-	-	-	-	-	-	0.00	0.00	0.00	-	0.01	-	-			1,925		
1,950	-	-	-	-	-	-	-	0.00	0.00	0.00	-	730.00	-	-			-	-	-	-	-	-	-	0.00	0.00	0.00	-	0.01	-	-			1,950		
1,975	-	-	-	-	-	-	-	0.00	0.00	0.00	-	705.00	-	-			-	-	-	-	-	-	-	0.00	0.00	0.00	-	0.02	-	-			1,975		
2,000	-	-	-	-	-	-	-	0.00	0.00	0.00	-	680.00	-	-			-	-	-	-	-	-	-	0.00	0.00	0.00	-	0.01	-	-			2,000		
2,050	-	-	-	-	-	-	-	0.00	0.00	0.00	-	630.00	-	-			-	-	-	-	-	-	-	0.00	0.00	0.00	-	0.02	-	-			2,050		
2,100	-	-	-	-	-	-	-	0.00	0.00	0.00	-	581.00	-	-			-	-	-	-	-	-	-	0.00	0.00	0.00	-	0.06	-	-			2,100		
2,150	-	-	-	-	-	-	-	0.00	0.00	0.00	-	531.00	-	-			-	-	-	-	-	-	-	0.00	0.00	0.00	-	0.17	-	-			2,150		
2,200	0.00	0.00	0.00	-	496.00	-	-	0.00	0.00	0.00	-	481.00	-	-			0.00	0.00	0.00	-	0.01	-	-	0.00	0.00	0.00	-	0.42	-	-			2,200		
2,250	0.00	0.00	0.00	-	446.00	-	-	0.00	0.00	0.00	-	432.00	-	-			0.00	0.00	0.00	-	0.02	-	-	0.00	0.00	0.00	-	0.98	-	-			2,250		
2,300	0.00	0.00	0.00	-	396.00	-	-	0.00	0.00	0.00	-	383.00	-	-			0.00	0.00	0.00	-	0.10	-	-	0.00	0.00	0.00	-	2.10	-	-			2,300		
2,350	0.00	0.00	0.00	-	347.00	-	-	0.00	0.00	0.00	-	335.00	-	-			0.00	0.00	0.00	-	0.33	-	-	0.00	0.00	0.00	-	4.10	-	-			2,350		
2,400	0.00	0.00	0.00	-	298.00	-	-	0.00	0.00	0.00	-	289.00	-	-			0.00	0.00	0.00	-	1.00	-	20	0.00	0.00	0.00	-	7.60	-	-			2,400		
2,450	0.00	0.00	0.00	-	249.00	-	40	0.00	0.00	0.00	-	245.00	-	-			0.00	0.00	0.00	-	2.60	-	-	0.00	0.00	0.00	-	13.25	-	-			2,450		
2,500	0.00	0.00	0.00	-	203.00	-	20	0.00	0.00	0.00	-	203.00	-	-			0.00	0.00	0.00	-	6.00	-	67	0.00	0.00	0.00	-	21.50	-	-			2,500		
2,550	0.00	0.00	0.00	-	159.00	-	60	0.00	0.00	0.00	-	165.00	-	-			0.00	0.00	0.00	-	12.50	-	22	0.00	0.00	0.00	-	33.50	-	-			2,550		
2,600	0.00	0.00	0.00	-	120.00	-	20	0.00	0.00	0.00	-	131.00	-	-			24.75	0.00	24.75	24.75	24.75	20	63	0.00	0.00	0.00	-	49.50	-	-			2,600		
2,650	0.00	0.00	0.00	-	86.50	-	22	0.00	0.00	0.00	-	102.00	-	-			32.00	0.00	32.00	51.00	51.00	21	82	0.00	0.00	0.00	-	70.00	-	-			2,650		
2,700	54.00	54.00	45.00	45.25	45.25	18	269	0.00	0.00	0.00	-	77.00	-	-			0.00	54.00	0.00	-	62.00	-	40	90.00	90.00	90.00	90.00	90.00	1	-			2,700		
2,750	31.00	31.00	31.00	31.00	31.00	1	22	0.00	0.00	0.00	-	57.00	-	-			0.00	31.00	0.00	-	91.00	-	1	120.00	120.00	120.00	120.00	120.00	1	-			2,750		
2,800	0.00	0.00	0.00	-	23.50	-	-	0.00	0.00	0.00	-	41.00	-	-			0.00	0.00	0.00	-	126.00	-	-	0.00	0.00	0.00	-	158.00	-	-			2,800		
2,850	0.00	0.00	0.00	-	13.50	-	-	0.00	0.00	0.00	-	28.50	-	-			0.00	0.00	0.00	-	166.00	-	-	0.00	0.00	0.00	-	196.00	-	-			2,850		
2,900	0.00	0.00	0.00	-	7.30	-	-	0.00	0.00	0.00	-	19.50	-	-			0.00	0.00	0.00	-	210.00	-	-	0.00	0.00	0.00	-	237.00	-	-			2,900		
2,950	0.00	0.00	0.00	-	3.80	-	-	0.00	0.00	0.00	-	13.00	-	-			0.00	0.00	0.00	-	256.00	-	-	0.00	0.00	0.00	-	280.00	-	-			2,950		
3,000	0.00	0.00	0.00	-	1.80	-	-	0.00	0.00	0.00	-	8.40	-	-			0.00	0.00	0.00	-	304.00	-	-	0.00	0.00	0.00	-	325.00	-	-			3,000		
Totals:						19	453							0	0	0	0							41	295							2	0	0	0
Number of Trades:						7								0		0								3								2		0	

Hellenic Exchanges – Athens Stock Exchange S.A.

Market Analysis & Communication Unit

Section 7, 1/1

ALPHA SERVICES HOLD (CR)

(Contract Size: 100 Securities, Exercise Style: American, Physical Delivery)

Call Options																Put Options																				
May 2023								June 2023								Other Months		May 2023								June 2023								Other Months		
Exercise Price	Open price	Price max	Price min	Last price	Closing price	Volume	Open Interest	Open price	Price max	Price min	Last price	Closing price	Volume	Open Interest	Volume	Open Interest	Open price	Price max	Price min	Last price	Closing price	Volume	Open Interest	Open price	Price max	Price min	Last price	Closing price	Volume	Open Interest	Volume	Open Interest	Exercise Price			
0.500						-	-	0.000	0.000	0.000		0.712	-	-								-	-	0.000	0.000	0.000		0.001	-	-			0.005			
0.550						-	-	0.000	0.000	0.000		0.662	-	-								-	-	0.000	0.000	0.000		0.001	-	-			0.006			
0.600						-	-	0.000	0.000	0.000		0.612	-	-								-	-	0.000	0.000	0.000		0.001	-	-			0.006			
0.650						-	-	0.000	0.000	0.000		0.562	-	-								-	-	0.000	0.000	0.000		0.001	-	-			0.007			
0.700						-	-	0.000	0.000	0.000		0.512	-	-								-	-	0.000	0.000	0.000		0.001	-	-			0.007			
0.750						-	-	0.000	0.000	0.000		0.463	-	-								-	-	0.000	0.000	0.000		0.002	-	-			0.008			
0.800	0.000	0.000	0.000		0.411	-	-	0.000	0.000	0.000		0.413	-	-			0.000	0.000	0.000		0.001	-	-	0.000	0.000	0.000		0.001	-	-			0.008			
0.850	0.000	0.000	0.000		0.361	-	-	0.000	0.000	0.000		0.365	-	-			0.000	0.000	0.000		0.001	-	-	0.000	0.000	0.000		0.002	-	-			0.009			
0.900	0.000	0.000	0.000		0.312	-	-	0.000	0.000	0.000		0.318	-	-			0.000	0.000	0.000		0.001	-	-	0.000	0.000	0.000		0.005	-	-			0.009			
0.950	0.000	0.000	0.000		0.264	-	-	0.000	0.000	0.000		0.273	-	-			0.000	0.000	0.000		0.002	-	-	0.000	0.000	0.000		0.010	-	-			0.010			
1.000	0.000	0.000	0.000		0.217	-	7	0.000	0.000	0.000		0.231	-	-			0.000	0.000	0.000		0.005	-	-	0.000	0.000	0.000		0.018	-	-			0.010			
1.100	0.000	0.000	0.000		0.134	-	-	0.000	0.000	0.000		0.157	-	-			0.000	0.000	0.000		0.022	-	20	0.000	0.000	0.000		0.043	-	-			0.011			
1.200	0.000	0.000	0.000		0.072	-	2	0.000	0.000	0.000		0.099	-	-			0.000	0.000	0.000		0.060	-	-	0.000	0.000	0.000		0.086	-	-			0.012			
1.300	0.000	0.000	0.000		0.033	-	-	0.000	0.000	0.000		0.059	-	-			0.000	0.000	0.000		0.121	-	-	0.000	0.000	0.000		0.146	-	-			0.013			
1.400	0.000	0.000	0.000		0.013	-	-	0.000	0.000	0.000		0.033	-	-			0.000	0.000	0.000		0.201	-	-	0.000	0.000	0.000		0.220	-	-			0.014			
1.500	0.000	0.000	0.000		0.005	-	-	0.000	0.000	0.000		0.017	-	-			0.000	0.000	0.000		0.293	-	-	0.000	0.000	0.000		0.304	-	-			0.015			
1.600	0.000	0.000	0.000		0.001	-	-	0.000	0.000	0.000		0.009	-	-			0.000	0.000	0.000		0.390	-	-	0.000	0.000	0.000		0.396	-	-			0.016			
1.700	0.000	0.000	0.000		0.001	-	-	0.000	0.000	0.000		0.004	-	-			0.000	0.000	0.000		0.490	-	-	0.000	0.000	0.000		0.492	-	-			0.017			
1.800	0.000	0.000	0.000		0.001	-	-	0.000	0.000	0.000		0.002	-	-			0.000	0.000	0.000		0.590	-	-	0.000	0.000	0.000		0.590	-	-			0.018			
1.900	0.000	0.000	0.000		0.001	-	-	0.000	0.000	0.000		0.001	-	-			0.000	0.000	0.000		0.690	-	-	0.000	0.000	0.000		0.690	-	-			0.019			
2.000	0.000	0.000	0.000		0.001	-	-	0.000	0.000	0.000		0.002	-	-			0.000	0.000	0.000		0.790	-	-	0.000	0.000	0.000		0.790	-	-			0.020			
Totals:						0	9						0	0	0	0						0	20					0	0	0	0					
Number of Trades:							0						0		0							0.00					0			0						

NATIONAL BANK (CR)

(Contract Size: 100 Securities, Exercise Style: American, Physical Delivery)

Call Options																Put Options																				
May 2023								June 2023								Other Months		May 2023								June 2023								Other Months		
Exercise Price	Open price	Price max	Price min	Last price	Closing price	Volume	Open Interest	Open price	Price max	Price min	Last price	Closing price	Volume	Open Interest	Volume	Open Interest	Open price	Price max	Price min	Last price	Closing price	Volume	Open Interest	Open price	Price max	Price min	Last price	Closing price	Volume	Open Interest	Volume	Open Interest	Exercise Price			
1.900						-	-	0.000	0.000	0.000		2.98	-	-								-	-	0.000	0.000	0.000		0.001	-	-			0.019			
2.000						-	-	0.000	0.000	0.000		2.88	-	-								-	-	0.000	0.000	0.000		0.002	-	-			0.020			
2.200						-	-	0.000	0.000	0.000		2.68	-	-								-	-	0.000	0.000	0.000		0.001	-	-			0.022			
2.400						-	-	0.000	0.000	0.000		2.48	-	-								-	-	0.000	0.000	0.000		0.001	-	-			0.024			
2.600						-	-	0.000	0.000	0.000		2.28	-	-								-	-	0.000	0.000	0.000		0.001	-	-			0.026			
2.800						-	-	0.000	0.000	0.000		2.08	-	-								-	-	0.000	0.000	0.000		0.001	-	-			0.028			
3.000						-	-	0.000	0.000	0.000		1.88	-	-								-	-	0.000	0.000	0.000		0.001	-	-			0.030			
3.200	0.000	0.000	0.000		1.67	-	-	0.000	0.000	0.000		1.68	-	-			0.000	0.000	0.000		0.001	-	-	0.000	0.000	0.000		0.001	-	-			0.032			
3.400	0.000	0.000	0.000		1.48	-	-	0.000	0.000	0.000		1.48	-	-			0.000	0.000	0.000		0.001	-	-	0.000	0.000	0.000		0.002	-	-			0.034			
3.600	0.000	0.000	0.000		1.28	-	-	0.000	0.000	0.000		1.29	-	-			0.000	0.000	0.000		0.001	-	-	0.000	0.000	0.000		0.007	-	-			0.036			
3.800	0.000	0.000	0.000		1.08	-	-	0.000	0.000	0.000		1.10	-	-			0.000	0.000	0.000		0.002	-	-	0.000	0.000	0.000		0.017	-	-			0.038			
4.000	0.000	0.000	0.000		0.884	-	-	0.000	0.000	0.000		0.918	-	-			0.000	0.000	0.000		0.008	-	-	0.000	0.000	0.000		0.035	-	-			0.040			
4.400	0.000	0.000	0.000		0.528	-	-	0.000	0.000	0.000		0.597	-	-			0.000	0.000	0.000		0.051	-	2	0.000	0.000	0.000		0.114	-	-			0.044			
4.800	0.196	0.210	0.196	0.210	0.210	5	5	0.000	0.000	0.000		0.352	-	-			0.000	0.000	0.000		0.182	-	-	0.000	0.000	0.000		0.268	-	-			0.048			
5.200	0.000	0.000	0.000		0.100	-	-	0.000	0.000	0.000		0.188	-	-			0.000	0.000	0.000		0.423	-	-	0.000	0.000	0.000		0.504	-	-			0.052			
5.600	0.000	0.000	0.000		0.031	-	-	0.000	0.000	0.000		0.089	-	-			0.000	0.000	0.000		0.755	-	-	0.000	0.000	0.000		0.806	-	-			0.056			
6.000	0.000	0.000	0.000		0.008	-	-	0.000	0.000	0.000		0.040	-	-			0.000	0.000	0.000		1.13	-	-	0.000	0.000	0.000		1.16	-	-			0.060			
6.400	0.000	0.000	0.000		0.002	-	-	0.000	0.000	0.000		0.016	-	-			0.000	0.000	0.000		1.53	-	-	0.000	0.000	0.000		1.54	-	-			0.064			
6.800	0.000	0.000	0.000		0.001	-	-	0.000	0.000	0.000		0.006	-	-			0.000	0.000	0.000		1.93	-	-	0.000	0.000	0.000		1.93	-	-			0.068			
7.200	0.000	0.000	0.000		0.001	-	-	0.000	0.000	0.000		0.002	-	-			0.000	0.000	0.000		2.33	-	-	0.000	0.000	0.000		2.33	-	-			0.072			
7.600	0.000	0.000	0.000		0.001	-	-	0.000	0.000	0.000		0.001	-	-			0.000	0.000	0.000		2.73	-	-	0.000	0.000	0.000		2.73	-	-			0.076			
Totals:						5	5							0	0	0	0							5	2							0	270	0	0	
Number of Trades:						2								0		0							0.00								0		0			

OPAP (CR)

(Contract Size: 100 Securities, Exercise Style: American, Physical Delivery)

Call Options																Put Options																				
May 2023								June 2023								Other Months		May 2023								June 2023								Other Months		
Exercise Price	Open price	Price max	Price min	Last price	Closing price	Volume	Open Interest	Open price	Price max	Price min	Last price	Closing price	Volume	Open Interest	Volume	Open Interest	Open price	Price max	Price min	Last price	Closing price	Volume	Open Interest	Open price	Price max	Price min	Last price	Closing price	Volume	Open Interest	Volume	Open Interest	Exercise Price			
8.800						-	-	0.000	0.000	0.000		6.53	-	-								-	-	0.000	0.000	0.000		0.001	-	-			0.088			
9.200						-	-	0.000	0.000	0.000		6.13	-	-								-	-	0.000	0.000	0.000		0.001	-	-			0.092			
9.600	0.000	0.000	0.000		5.71	-	-	0.000	0.000	0.000		5.73	-	-			0.000	0.000	0.000		0.001	-	-	0.000	0.000	0.000		0.001	-	-			0.096			
10.000	0.000	0.000	0.000		5.32	-	-	0.000	0.000	0.000		5.33	-	-			0.000	0.000	0.000		0.001	-	-	0.000	0.000	0.000		0.001	-	-			0.100			
11.000	0.000	0.000	0.000		4.32	-	-	0.000	0.000	0.000		4.33	-	-			0.000	0.000	0.000		0.001	-	-	0.000	0.000	0.000		0.001	-	-			0.110			
12.000	0.000	0.000	0.000		3.32	-	-	0.000	0.000	0.000		3.34	-	-			0.000	0.000	0.000		0.001	-	-	0.000	0.000	0.000		0.002	-	-			0.120			
13.000	0.000	0.000	0.000		2.32	-	-	0.000	0.000	0.000		2.36	-	-			0.000	0.000	0.000		0.002	-	-	0.000	0.000	0.000		0.021	-	-			0.130			
14.000	0.000	0.000	0.000		1.36	-	-	0.000	0.000	0.000		1.47	-	-			0.000	0.000	0.000		0.041	-	20	0.000	0.000	0.000		0.125	-	-			0.140			
15.000	0.000	0.000	0.000		0.587	-	-	0.000	0.000	0.000		0.766	-	-			0.000	0.000	0.000		0.264	-	2	0.000	0.000	0.000		0.421	-	-			0.150			
16.000	0.000	0.000	0.000		0.167	-	11	0.000	0.000	0.000		0.326	-	-			0.000	0.000	0.000		0.846	-	-	0.000	0.000	0.000		0.983	-	-			0.160			
17.000	0.000	0.000	0.000		0.029	-	-	0.000	0.000	0.000		0.109	-	-			0.000	0.000	0.000		1.71	-	-	0.000	0.000	0.000		1.77	-	-			0.170			
18.000	0.000	0.000	0.000		0.003	-	-	0.000	0.000	0.000		0.029	-	-			0.000	0.000	0.000		2.70	-	-	0.000	0.000	0.000		2.71	-	-			0.180			
19.000	0.000	0.000	0.000		0.001	-	-	0.000	0.000	0.000		0.006	-	-			0.000	0.000	0.000		3.70	-	-	0.000	0.000	0.000		3.70	-	-			0.190			
20.000	0.000	0.000	0.000		0.001	-	-	0.000	0.000	0.000		0.001	-	-			0.000	0.000	0.000		4.70	-	-	0.000	0.000	0.000		4.70	-	-			0.200			
Totals:						0	11							0	0	0	0	0						22							0	0	0	0		
Number of Trades:						0							0	0		0.00												0	0							

OTE (CR)

(Contract Size: 100 Securities, Exercise Style: American, Physical Delivery)

Call Options																Put Options																	
May 2023							June 2023							Other Months		May 2023							June 2023							Other Months			
Exercise Price	Open price	Price max	Price min	Last price	Closing price	Volume	Open Interest	Open price	Price max	Price min	Last price	Closing price	Volume	Open Interest	Volume	Open Interest	Open price	Price max	Price min	Last price	Closing price	Volume	Open Interest	Open price	Price max	Price min	Last price	Closing price	Volume	Open Interest	Volume	Open Interest	Exercise Price
9.200	0.000	0.000	0.000		4.47	-	-	0.000	0.000	0.000		4.49	-	-			0.000	0.000	0.000		0.001	-	-	0.000	0.000	0.000		0.001	-	-			0.092
9.600	0.000	0.000	0.000		4.07	-	-	0.000	0.000	0.000		4.09	-	-			0.000	0.000	0.000		0.001	-	-	0.000	0.000	0.000		0.001	-	-			0.096
10.000	0.000	0.000	0.000		3.68	-	-	0.000	0.000	0.000		3.69	-	-			0.000	0.000	0.000		0.001	-	-	0.000	0.000	0.000		0.001	-	-			0.100
11.000	0.000	0.000	0.000		2.68	-	-	0.000	0.000	0.000		2.70	-	-			0.000	0.000	0.000		0.003	-	-	0.000	0.000	0.000		0.007	-	-			0.110
12.000	0.000	0.000	0.000		1.69	-	-	0.000	0.000	0.000		1.76	-	-			0.000	0.000	0.000		0.012	-	-	0.000	0.000	0.000		0.060	-	-			0.120
13.000	0.000	0.000	0.000		0.816	-	-	0.000	0.000	0.000		0.963	-	-			0.000	0.000	0.000		0.136	-	-	0.000	0.000	0.000		0.263	-	-			0.130
14.000	0.000	0.000	0.000		0.258	-	-	0.000	0.000	0.000		0.425	-	-			0.000	0.000	0.000		0.579	-	-	0.000	0.000	0.000		0.726	-	-			0.140
15.000	0.000	0.000	0.000		0.049	-	-	0.000	0.000	0.000		0.149	-	-			0.000	0.000	0.000		1.37	-	-	0.000	0.000	0.000		1.45	-	-			0.150
16.000	0.000	0.000	0.000		0.005	-	-	0.000	0.000	0.000		0.042	-	-			0.000	0.000	0.000		2.34	-	-	0.000	0.000	0.000		2.36	-	-			0.160
17.000	0.000	0.000	0.000		0.001	-	-	0.000	0.000	0.000		0.009	-	-			0.000	0.000	0.000		3.34	-	-	0.000	0.000	0.000		3.34	-	-			0.170
18.000	0.000	0.000	0.000		0.001	-	-	0.000	0.000	0.000		0.002	-	-			0.000	0.000	0.000		4.34	-	-	0.000	0.000	0.000		4.34	-	-			0.180
19.000	0.000	0.000	0.000		0.001	-	-	0.000	0.000	0.000		0.001	-	-			0.000	0.000	0.000		5.34	-	-	0.000	0.000	0.000		5.34	-	-			0.190
20.000	0.000	0.000	0.000		0.001	-	-	0.000	0.000	0.000		0.001	-	-			0.000	0.000	0.000		6.34	-	-	0.000	0.000	0.000		6.34	-	-			0.200
22.000						-	-	0.000	0.000	0.000		0.001	-	-								-	-	0.000	0.000	0.000		8.34	-	-			0.220
24.000						-	-	0.000	0.000	0.000		0.001	-	-								-	-	0.000	0.000	0.000		10.34	-	-			0.240
Totals:						0	0						0	0	0	0						0	0					0	0	0	0		
Number of Trades:						0							0		0							0.00						0		0			

PIRAEUS FINANCIAL HOLD (CR)

(Contract Size: 100 Securities, Exercise Style: American, Physical Delivery)

Call Options																Put Options																				
May 2023								June 2023								Other Months		May 2023								June 2023								Other Months		
Exercise Price	Open price	Price max	Price min	Last price	Closing price	Volume	Open Interest	Open price	Price max	Price min	Last price	Closing price	Volume	Open Interest	Volume	Open Interest	Open price	Price max	Price min	Last price	Closing price	Volume	Open Interest	Open price	Price max	Price min	Last price	Closing price	Volume	Open Interest	Volume	Open Interest	Exercise Price			
0.500						-	-	0.000	0.000	0.000		1.78	-	-								-	-	0.000	0.000	0.000		0.001	-	-				0.005		
0.550						-	-	0.000	0.000	0.000		1.73	-	-								-	-	0.000	0.000	0.000		0.001	-	-				0.006		
0.600						-	-	0.000	0.000	0.000		1.68	-	-								-	-	0.000	0.000	0.000		0.001	-	-				0.006		
0.650						-	-	0.000	0.000	0.000		1.63	-	-								-	-	0.000	0.000	0.000		0.001	-	-				0.007		
0.700						-	-	0.000	0.000	0.000		1.58	-	-								-	-	0.000	0.000	0.000		0.001	-	-				0.007		
0.750						-	-	0.000	0.000	0.000		1.53	-	-								-	-	0.000	0.000	0.000		0.001	-	-				0.008		
0.800						-	-	0.000	0.000	0.000		1.48	-	-								-	-	0.000	0.000	0.000		0.001	-	-				0.008		
0.850						-	-	0.000	0.000	0.000		1.43	-	-								-	-	0.000	0.000	0.000		0.001	-	-				0.009		
0.900						-	-	0.000	0.000	0.000		1.38	-	-								-	-	0.000	0.000	0.000		0.001	-	-				0.009		
0.950						-	-	0.000	0.000	0.000		1.33	-	-								-	-	0.000	0.000	0.000		0.001	-	-				0.010		
1.000						-	-	0.000	0.000	0.000		1.28	-	-								-	-	0.000	0.000	0.000		0.001	-	-				0.010		
1.100						-	-	0.000	0.000	0.000		1.18	-	-								-	-	0.000	0.000	0.000		0.001	-	-				0.011		
1.200						-	-	0.000	0.000	0.000		1.08	-	-								-	-	0.000	0.000	0.000		0.001	-	-				0.012		
1.300	0.000	0.000	0.000		0.982	-	-	0.000	0.000	0.000		0.984	-	-			0.000	0.000	0.000		0.001	-	-	0.000	0.000	0.000		0.001	-	-				0.013		
1.400	0.000	0.000	0.000		0.882	-	-	0.000	0.000	0.000		0.885	-	-			0.000	0.000	0.000		0.001	-	-	0.000	0.000	0.000		0.001	-	-				0.014		
1.500	0.000	0.000	0.000		0.782	-	-	0.000	0.000	0.000		0.787	-	-			0.000	0.000	0.000		0.001	-	-	0.000	0.000	0.000		0.002	-	-				0.015		
1.600	0.000	0.000	0.000		0.683	-	-	0.000	0.000	0.000		0.690	-	-			0.000	0.000	0.000		0.002	-	-	0.000	0.000	0.000		0.005	-	-				0.016		
1.700	0.000	0.000	0.000		0.584	-	-	0.000	0.000	0.000		0.597	-	-			0.000	0.000	0.000		0.002	-	-	0.000	0.000	0.000		0.012	-	-				0.017		
1.800	0.000	0.000	0.000		0.488	-	-	0.000	0.000	0.000		0.508	-	-			0.000	0.000	0.000		0.005	-	-	0.000	0.000	0.000		0.022	-	-				0.018		
1.900	0.000	0.000	0.000		0.396	-	-	0.000	0.000	0.000		0.425	-	-			0.000	0.000	0.000		0.013	-	-	0.000	0.000	0.000		0.039	-	-				0.019		
2.000	0.000	0.000	0.000		0.311	-	-	0.000	0.000	0.000		0.350	-	-			0.000	0.000	0.000		0.028	-	-	0.000	0.000	0.000		0.064	-	-				0.020		
2.200	0.000	0.000	0.000		0.172	-	3	0.000	0.000	0.000		0.225	-	-			0.000	0.000	0.000		0.088	-	-	0.000	0.000	0.000		0.139	-	-				0.022		
2.400	0.000	0.000	0.000		0.082	-	-	0.000	0.000	0.000		0.134	-	-			0.000	0.000	0.000		0.198	-	-	0.000	0.000	0.000		0.247	-	-				0.024		
2.600	0.000	0.000	0.000		0.033	-	-	0.000	0.000	0.000		0.076	-	-			0.000	0.000	0.000		0.350	-	-	0.000	0.000	0.000		0.390	-	-				0.026		
2.800	0.000	0.000	0.000		0.012	-	-	0.000	0.000	0.000		0.041	-	-			0.000	0.000	0.000		0.529	-	-	0.000	0.000	0.000		0.554	-	-				0.028		
3.000	0.000	0.000	0.000		0.004	-	-	0.000	0.000	0.000		0.020	-	-			0.000	0.000	0.000		0.721	-	-	0.000	0.000	0.000		0.734	-	-				0.030		
3.200	0.000	0.000	0.000		0.001	-	-	0.000	0.000	0.000		0.010	-	-			0.000	0.000	0.000		0.920	-	-	0.000	0.000	0.000		0.925	-	-				0.032		
3.400	0.000	0.000	0.000		0.002	-	-	0.000	0.000	0.000		0.005	-	-			0.000	0.000	0.000		1.12	-	-	0.000	0.000	0.000		1.12	-	-				0.034		
Totals:						0	3							0	0	0	0							0	0							0	0	0	0	
Number of Trades:						0								0		0								0.00								0		0		

PPC (CR)

(Contract Size: 100 Securities, Exercise Style: American, Physical Delivery)

Call Options																Put Options																				
May 2023								June 2023								Other Months		May 2023								June 2023								Other Months		
Exercise Price	Open price	Price max	Price min	Last price	Closing price	Volume	Open Interest	Open price	Price max	Price min	Last price	Closing price	Volume	Open Interest	Volume	Open Interest	Open price	Price max	Price min	Last price	Closing price	Volume	Open Interest	Open price	Price max	Price min	Last price	Closing price	Volume	Open Interest	Volume	Open Interest	Exercise Price			
3.400						-	-	0.000	0.000	0.000		4.75	-	-								-	-	0.000	0.000	0.000		0.001	-	-			0.034			
3.600						-	-	0.000	0.000	0.000		4.55	-	-								-	-	0.000	0.000	0.000		0.001	-	-			0.036			
3.800						-	-	0.000	0.000	0.000		4.35	-	-								-	-	0.000	0.000	0.000		0.001	-	-			0.038			
4.000						-	-	0.000	0.000	0.000		4.15	-	-								-	-	0.000	0.000	0.000		0.001	-	-			0.040			
4.400						-	-	0.000	0.000	0.000		3.75	-	-								-	-	0.000	0.000	0.000		0.001	-	-			0.044			
4.800						-	-	0.000	0.000	0.000		3.35	-	-								-	-	0.000	0.000	0.000		0.001	-	-			0.048			
5.200						-	-	0.000	0.000	0.000		2.96	-	-								-	-	0.000	0.000	0.000		0.001	-	-			0.052			
5.600	0.000	0.000	0.000		2.55	-	-	0.000	0.000	0.000		2.56	-	-			0.000	0.000	0.000		0.001	-	-	0.000	0.000	0.000		0.002	-	-			0.056			
6.000	0.000	0.000	0.000		2.15	-	-	0.000	0.000	0.000		2.17	-	-			0.000	0.000	0.000		0.001	-	-	0.000	0.000	0.000		0.008	-	-			0.060			
6.400	0.000	0.000	0.000		1.75	-	-	0.000	0.000	0.000		1.79	-	-			0.000	0.000	0.000		0.003	-	-	0.000	0.000	0.000		0.025	-	-			0.064			
6.800	0.000	0.000	0.000		1.37	-	-	0.000	0.000	0.000		1.42	-	-			0.000	0.000	0.000		0.015	-	1	0.000	0.000	0.000		0.063	-	-			0.068			
7.200	0.000	0.000	0.000		1.00	-	-	0.000	0.000	0.000		1.10	-	-			0.000	0.000	0.000		0.050	-	4	0.000	0.000	0.000		0.133	-	-			0.072			
7.600	0.000	0.000	0.000		0.683	-	55	0.000	0.000	0.000		0.812	-	-			0.000	0.000	0.000		0.131	-	-	0.000	0.000	0.000		0.249	-	-			0.076			
8.000	0.000	0.000	0.000		0.429	-	10	0.000	0.000	0.000		0.577	-	-			0.000	0.000	0.000		0.277	-	5	0.000	0.000	0.000		0.414	-	-			0.080			
8.400	0.000	0.000	0.000		0.243	-	11	0.000	0.000	0.000		0.394	-	-			0.000	0.000	0.000		0.491	-	-	0.000	0.000	0.000		0.630	-	-			0.084			
8.800	0.000	0.000	0.000		0.129	-	5	0.000	0.000	0.000		0.257	-	-			0.000	0.000	0.000		0.777	-	-	0.000	0.000	0.000		0.894	-	-			0.088			
9.200	0.000	0.000	0.000		0.060	-	-	0.000	0.000	0.000		0.162	-	-			0.000	0.000	0.000		1.11	-	-	0.000	0.000	0.000		1.20	-	-			0.092			
9.600	0.000	0.000	0.000		0.027	-	-	0.000	0.000	0.000		0.098	-	-			0.000	0.000	0.000		1.48	-	-	0.000	0.000	0.000		1.54	-	-			0.096			
10.000	0.000	0.000	0.000		0.011	-	-	0.000	0.000	0.000		0.058	-	-			0.000	0.000	0.000		1.86	-	-	0.000	0.000	0.000		1.90	-	-			0.100			
11.000	0.000	0.000	0.000		0.001	-	-	0.000	0.000	0.000		0.013	-	-			0.000	0.000	0.000		2.86	-	-	0.000	0.000	0.000		2.86	-	-			0.110			
Totals:						0	81							0	0	0	0							0	10							0	0	0	0	
Number of Trades:						0							0			0							0.00							0			0			

Lending Products	Underlying Title	Multilateral Transactions[1]					Bilateral Transactions[2]		Stock Borrowing through OTC (volume)[3]
		Open Interest[5]	Volume(Offered)	Average Weighted	Transactions volume	Average Weighted	Transactions Volume	Average Weighted	Transactions Volume
ADMIEBOR	ADMIE (IPTO) HOLDING S.A. (CR)	---	---	---	---	---	---	---	452,353
AEGNBOR	AEGEAN AIRLINES (CR)	3,000	---	---	---	---	---	---	29,094
ALPHABOR	ALPHA SERVICES HOLD (CR)	---	---	---	---	---	---	---	58,905,887
ALMYBOR	ALUMIL (CR)	---	---	---	---	---	---	---	---
OTOELBOR	AUTOHELLAS SA (CR)	11,360	---	---	---	---	---	---	49,074
AVAXBOR	AVAX S.A. (CR)	---	---	---	---	---	---	---	---
EEEBOR	CC HBC AG (CR)	8,986	---	---	---	---	---	---	41,108
CENERBOR	CENERGY HOLDINGS (CB)	---	---	---	---	---	---	---	---
ELLAKTORBOR	ELLAKTOR (CR)	9,960	---	---	---	---	---	---	18,876
ELHABOR	ELVALHALCOR (CR)	29,547	---	---	---	---	---	---	64,887
EUROBBOR	EUROBANK HOLDINGS (CR)	157,211	---	---	---	---	---	---	34,076,283
EYDAPBOR	EYDAP S.A. (CR)	17,701	---	---	---	---	---	---	192,792
FFGRPBOR	FOLLI FOLLIE (CR)	---	---	---	---	---	---	---	887,059
FOYRKBOR	FOURLIS (CR)	---	---	---	---	---	---	---	33,536
GEKTERNABOR	GEK TERNA (CR)	---	---	---	---	---	---	---	6,833
SARBOR	GR. SARANTIS S.A. (CR)	564	---	---	---	---	---	---	50,748
EXAEBOR	HELLENIC EXCHANGES-A.S.E. (CR)	1,000	---	---	---	---	---	---	167,401
ELPEBOR	HELLENIQ ENERGY (CR)	1	---	---	---	---	---	---	381,927
INTRKBOR	INTRACOM HOLDINGS (CR)	---	---	---	---	---	---	---	---
INKATBOR	INTRAKAT (CR)	---	---	---	---	---	---	---	---
BELABOR	JUMBO SA (CR)	36,402	---	---	4,000	4.25%	---	---	290,846
LAMDABOR	LAMDA DEVELOPMENT SA (CR)	---	---	---	---	---	---	---	499,423
MIGBOR	MIG (CR)	47,631	---	---	---	---	---	---	1,205,478
MOHBOR	MOTOR OIL (CR)	41,280	---	---	---	---	---	---	1,765,082
MYTILBOR	MYTILINEOS (CR)	6,534	---	---	---	---	---	---	118,488
ETEBOR	NATIONAL BANK (CR)	1,500	---	---	---	---	---	---	9,957,769
OPAPBOR	OPAP (CR)	8,000	---	---	---	---	---	---	1,462,408
HTOBOR	OTE (CR)	---	---	---	---	---	---	---	1,085,923
PPABOR	P.P.A. S.A. (CR)	3,250	---	---	---	---	---	---	65,287
TPEIRBOR	PIRAEUS FINANCIAL HOLD (CR)	5,000	---	---	---	---	---	---	928,744
PPCBOR	PPC (CR)	3,000	---	---	3,000	6.54%	---	---	1,753,683

Stock Lending Notes

- [1] - Multilateral contracts Lending or Borrowing as per Methods 8-1, 8-2 and 8-3-3 (According to ATHEX BoD Resolution No.17)
- [2] - Bilateral Contracts Lending or Borrowing as per Methods 8-3-1 and 8-3-2 (According to ATHEX BoD Resolution No.20)
- [3] - The information concerning OTC Stock Borrowing Transactions is based on the statements of the Dematerialised Securities System (DSS) operators involved and refers to volumes that have been registered up until the previous working day.
- [4] - Average Price (Volume weighted)
- [5] - The Data concerning Open Interest before the start of trading session

Lending Products	Underlying Title	Multilateral Transactions[1]					Bilateral Transactions[2]		Stock Borrowing through OTC (volume)[3]
		Open Interest[5]	Volume(Offered)	Average Weighted	Transactions volume	Average Weighted	Transactions Volume	Average Weighted	Transactions Volume
QUALBOR	QUALITY & RELIABILITY SA (CR)	---	---	---	---	---	---	---	---
QUESTBOR	QUEST HOLDINGS (CR)	10,843	---	---	---	---	---	---	73,355
TENERGYBOR	TERNA ENERGY (CR)	---	---	---	---	---	---	---	140,210
TITCBOR	TITAN CEMENT (CB)	2,100	---	---	---	---	---	---	391,216
VIOBOR	VIOHALCO SA/NV (CB)	20,577	---	---	---	---	---	---	---

Stock Lending Notes

[1] - Multilateral contracts Lending or Borrowing as per Methods 8-1, 8-2 and 8-3-3 (According to ATHEX BoD Resolution No.17)

[2] - Billateral Contracts Lending or Borrowing as per Methods 8-3-1 and 8-3-2 (According to ATHEX BoD Resolution No.20)

[3] - The information concerning OTC Stock Borrowing Transactions is based on the statements of the Dematerialised Securities System (DSS) operators involved and refers to volumes that have been registered up until the previous working day.

[4] - Average Price (Volume weighted)

[5] - The Data concerning Open Interest before the start of trading session

Sectors codification for listed companies

12003-	ETF	10101010	Computer Services
10101015	Software	10102030	Computer Hardware
15101010	Telecommunications Equipment	15102015	Telecommunications Services
20101010	Health Care Facilities	20101025	Health Care Services
20102010	Medical Equipment	20103015	Pharmaceuticals
30101010	Banks	30202000	Diversified Financial Services
30202010	Asset Managers & Custodians	30202015	Investment Services
30204000	Closed End Investments	30302010	Full Line Insurance
30302015	Insurance Brokers	30302025	Property and Casualty Insurance
35101010	Real Estate Holding and Development	35101015	Real Estate Services
35102000	Diversified REITs	35102030	Office REITs
40201040	Rental & Leasing Services: Consumer	40202010	Home Construction
40202015	Household Furnishings	40202020	Household Appliance
40203040	Electronic Entertainment	40203045	Toys
40204020	Clothing & Accessories	40301010	Entertainment
40301030	Publishing	40301035	Radio & TV Broadcasters
40401010	Diversified Retailers	40401020	Apparel Retailers
40401025	Home Improvement Retailers	40401030	Specialty Retailers
40501010	Airlines	40501015	Travel & Tourism
40501020	Casinos & Gambling	40501025	Hotels & Motels
45101015	Distillers & Vintners	45101020	Soft Drinks
45102010	Farming Fishing Ranching & Plantations	45102020	Food Products
45103010	Tobacco	45201010	Food Retailers & Wholesalers
45201020	Personal Products	50101010	Construction
50101020	Building Roof/Wallboard and Plumbing	50101030	Cement
50101035	Building Materials: Other	50202010	Electrical Components
50203000	Diversified Industrials	50203015	Plastics
50203030	Containers & Packaging	50204000	Machinery: Industrial
50204020	Machinery: Construction & Handling	50205010	Industrial Suppliers
50205020	Back Office Support HR & Consulting	50205030	Forms & Bulk Printing Services
50206015	Commercial Vehicles & Parts	50206030	Marine Transportation
50206060	Transportation Services	55101000	Diversified Materials
55101020	Textile Products	55102000	General Mining
55102010	Iron & Steel	55102015	Metal Fabricating
55102035	Aluminum	60101020	Oil Refining and Marketing
65101010	Alternative Electricity	65101015	Conventional Electricity
65102030	Water		



ATHEX
Athens Stock Exchange

Λεωφ. Αθηνών 110 104 42 Αθήνα
110, Athinon Ave. GR 104 42 Athens
tel. (+30)210-33.66.800, fax (+30)210-33.66.101
www.athexgroup.gr