

23

Ημερήσιο Δελτίο
Συναλλακτικής Δραστηριότητας

Daily Official List
of Trading Activity

Tuesday, 25 April, 2023

Year: 144 Trading Day No: 76



ATHEXGROUP
Athens Exchange Group

Disclaimer:

Hellenic Exchanges-Athens Stock Exchange S.A. endeavours to ensure that the data and other material ("Information") presented on the Daily Official List are accurate and complete, but it is not liable for any errors or omissions of data or /and for the accuracy, credibility, updating and completeness of the aforesaid information nor it has any liability arising directly or indirectly from the use of the above Information.

The Company is not liable for the accuracy of the data included in listed companies' announcements. Only the sender of such an announcement is fully and solely liable for any infringement of third party's rights from the content of such announcement. All contents of the Daily Official List are provided only for information purposes and do not constitute investment advice or solicitation to invest in securities or other products listed for trading on the Exchange.

You acknowledge and agree that the Company is the owner of any property rights related to any Information appearing on the Daily Official List including intellectual property rights copyright, trademarks, etc.

The above data are a property of the Hellenic Exchanges-Athens Exchange and are copyright protected. Users are forbidden to reproduce, modify, copy, sale, transmit or redistribute, by all reproduction means and methods, part or the whole of the above data, without reference to their source.

The commercial exploitation of these data is, also, forbidden by third parties. Hellenic Exchanges-Athens Exchange does not carry any responsibility, direct or indirect, derived from usage or accidental alteration of the above data when used by third parties.

Hellenic Exchanges – Athens Stock Exchange S.A.

110 Athinon Ave., 10442 Athens, Tel: (210) 33.66.800, Fax: (210) 32.13.938

www.athexgroup.gr

Thessalonica Stock Exchange Center (T.S.E.C)

16-18 Katouni Str., Thessalonica 546 25 Tel: (2310) 567.667, Fax: (2310) 530.545

Athex Members Guarantee Fund

14-16 Fidiou Str., Athens 106 78, Tel: (210) 33.04.682, Fax: (210) 33.04.155

Hellenic Republic Capital Market Commission

1 Kolokotroni Str. & 1 Stadiou Str., Athens 10562 Tel: (210) 33.77.100 Fax: (210) 33.77.173

Table of Contents

Section 1: Statistical Figures of Securities, Derivatives and Lending

Summary of Markets

Athex Indices

Analytic Figures for Athex Market's Boards and Categories

Trading Details by Athex Sectors and Financial Instruments (ETFs)

Top 10 best & worst performing Shares

Derivatives Summary

Section 2: Analytic Figures of Shares Transactions

Analytic Figures of Shares Transactions

Shares' Notes

Section 3: Figures of Securities Transactions

Securities Blocks Details

Shares Rights Details

Stock Borrowing

Forced Sales Details

Forced Sales Registered Shares

Exchange Traded Funds (ETFs) Characteristics

Section 5: Bonds traded in Fixed Income Assets Market

Convertible Corporate Bonds - Regulated Market

Non Convertible Corporate Bonds - Regulated Market

Government Bonds

Treasury Bills & Zero Coupon Government Bonds

Government Bonds Traded with the Open Outcry Method

State Banks Bonds

Section 6: Additional Infos

Athex & ATHEXClear Members List

List of Stocks under Market Making operations

Section 7: Derivatives Market Analytic Figures

Index Futures

Stock Futures

Index Options

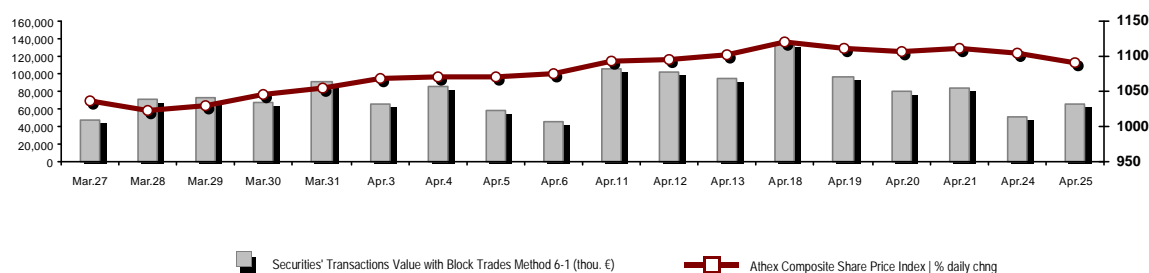
Stock Options

Stock Lending Analytic Figures

Appendix A: Sectors codification for listed companies

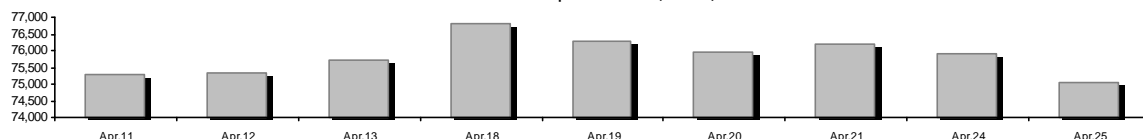
Summary of Markets

Athex Composite Share Price Index vs Shares and Derivatives Transactions Value

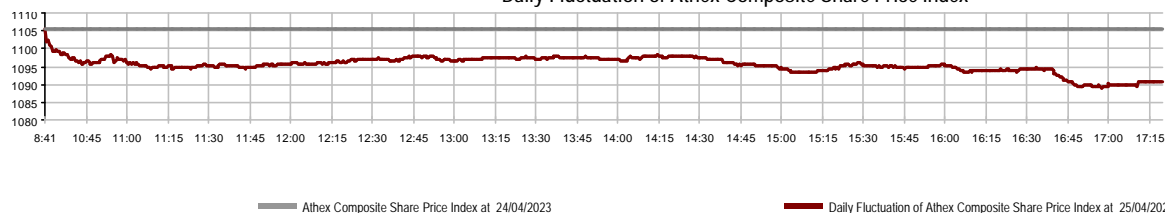


Athex Capitalisation (mill. €) **: Daily change: mill. € % Yearly Avg Capitalisation: mill. € % chng prev year Avg	75,053.04 -842.00 -1.11% 72,356.64 14.74%	Derivatives Total Open Interest in Index Futures % daily chng in Stock Futures % daily chng in Index Options % daily chng in Stock Options % daily chng	397,035 6,296 1.94% 389,496 0.13% 807 7.89% 436 0.69%
Athex Composite Share Price Index % daily chng Athex Composite Share Price Index Capitalisation (mill. €) Daily change (mill. €)	1,090.53 -1.35% 67,788.90 -793.97	Derivatives Contracts Volume: Daily change: pieces % YtD Avg Derivatives Contracts % chng prev year Avg	31,326 11,923 61.45% 48,722 41.83%
Securities' Transactions Value with Block Trades Method 6-1 (t) Daily change: % YtD Avg Trans. Value: thou. € % chng prev year Avg	66,247.37 15,563.21 30.71% 106,025.60 46.75%	Derivatives Trades Number: Daily change: number % YtD Avg Trades number % chng prev year Avg	1,874 361 23.86% 2,500 21.68%
Blocks Transactions Value of Method 6-1 (thou. €) Blocks Transactions Value of Method 6-2 & 6-3 (thou. €) Bonds Transactions Value (thou.€)	11,466.79 24.54 471.16	Lending Total Open Interest Daily change: pieces % Lending Volume (Multilateral/Bilateral) Daily change: pieces %	426,447 1,000 0.24% 3,802 -3,198
Securities' Transactions Volume with Block Trades Method 6-1 (tho) Daily change: thou. pieces % YtD Avg Volume: % chng prev year Avg	25,310.45 10,850.03 75.03% 43,783.35 54.44%	Multilateral Lending Bilateral Lending	3,802 0
Blocks Transactions Volume of Method 6-1 (thou. Pieces) Blocks Transactions Volume of Method 6-2 & 6-3 (thou. Pieces) Bonds Transactions Volume	6,281.05 3.00 513,000	Lending Trades Number: Daily change: % Multilateral Lending Trades Number Bilateral Lending Trades Number	4 -2 4 0
Securities' Trades Number with Block Trades Method 6-1 Daily change: number % YtD Avg Trades number % chng prev year Avg Number of Blocks Method 6-1 Number of Blocks Method 6-2 & 6-3 Number of Bonds Transactions	25,157 3,840 18.01% 37,050 25.95% 6 1 147		

Athex Capitalisation (mill. €) **



Daily Fluctuation of Athex Composite Share Price Index



Athex Indices

Index name	25/04/2023	24/04/2023	pts.	%	Min	Max	Year min	Year max	Year change
Athex Composite Share Price Index	1,090.53 €	1,105.42	-14.89	-1.35%	1,089.09	1,105.42	929.79	1,140.96	17.29% #
Athex ESG Index	1,238.61 €	1,257.08	-18.47	-1.47%	1,237.11	1,257.08	1,057.52	1,311.72	17.11% #
FTSE/Athex Large Cap	2,640.89 €	2,679.92	-39.03	-1.46%	2,637.40	2,679.92	2,250.77	2,795.71	17.29% #
FTSE/Athex Mid Cap Index	1,601.10 €	1,616.09	-14.99	-0.93%	1,600.95	1,618.18	1,411.43	1,660.73	13.44% #
FTSE/ATHEX High Dividend Yield Index	3,394.51 €	3,418.75	-24.24	-0.71%	3,385.59	3,418.75	3,028.28	3,547.10	12.09% #
FTSE/ATHEX Global Traders Index Plus	3,131.32 €	3,156.06	-24.74	-0.78%	3,127.56	3,156.06	2,616.09	3,217.08	19.69% #
FTSE/ATHEX Mid & Small Cap Factor-Weighted Ind	4,883.06 €	4,923.10	-40.04	-0.81%	4,880.41	4,941.46	4,353.12	4,965.04	11.09% #
ATHEX Select Index Plus	3,573.29 €	3,601.41	-28.12	-0.78%	3,565.26	3,610.31	3,071.06	3,706.63	16.35% #
ATHEX Select Index	5,620.79 €	5,784.65	-163.86	-2.83%	5,462.43	5,793.17	4,343.88	6,091.85	29.40% #
FTSE/Athex Market Index	632.97 €	641.80	-8.83	-1.38%	632.25	641.80	539.21	662.70	17.36% #
Athex Composite Index Total Return Index	1,934.63 €	1,961.05	-26.42	-1.35%	1,932.09	1,961.05	1,641.17	2,015.89	17.88% #
FTSE/Athex Large Cap Total Return	4,245.80 €	4,308.55	-62.75	-1.46%			3,623.42	4,431.63	17.91% #
FTSE/Athex Mid Cap Total Return	2,108.87 €	2,128.61	-19.74	-0.93%			1,881.61	2,180.39	13.52% #
Hellenic Mid & Small Cap Index	1,566.94 €	1,577.36	-10.42	-0.66%	1,564.84	1,580.75	1,365.14	1,599.85	14.78% #
FTSE/Athex Banks	799.06 €	824.85	-25.79	-3.13%	795.23	824.85	640.09	954.15	24.74% #
FTSE/Athex Insurance	2,774.55 €	2,820.41	-45.86	-1.63%	2,774.55	2,820.41	2,675.19	3,042.07	-5.47% €
FTSE/Athex Financial Services	1,131.05 €	1,213.67	-82.62	-6.81%	1,072.28	1,213.67	672.72	1,375.02	65.02% #
FTSE/Athex Industrial Goods & Services	6,121.18 €	6,163.26	-42.08	-0.68%	6,090.62	6,163.26	4,603.86	6,374.93	31.97% #
FTSE/Athex Retail	1,099.97 €	1,108.75	-8.78	-0.79%	1,096.10	1,114.80	901.21	1,131.82	22.05% #
FTSE/ATHEX Real Estate	3,813.12 €	3,868.84	-55.72	-1.44%	3,805.96	3,900.76	3,783.96	4,461.05	-6.38% €
FTSE/Athex Consumer Goods & Services	12,123.58 €	12,237.21	-113.63	-0.93%	11,942.58	12,237.21	8,974.47	12,337.62	32.39% #
FTSE/Athex Food & Beverage	10,143.18 #	10,139.79	3.39	0.03%	10,139.79	10,211.41	8,101.49	10,270.02	19.81% #
FTSE/Athex Basic Resources	7,221.59 #	7,058.13	163.46	2.32%	7,007.01	7,345.18	6,463.31	7,812.43	11.28% #
FTSE/Athex Construction & Materials	3,766.90 €	3,777.03	-10.13	-0.27%	3,752.94	3,803.19	3,204.90	3,846.65	17.54% #
FTSE/Athex Energy	4,960.51 €	5,008.19	-47.68	-0.95%	4,960.51	5,028.29	4,780.16	5,856.79	-1.38% €
FTSE/Athex Travel & Leisure	2,611.00 €	2,630.97	-19.97	-0.76%	2,592.28	2,634.75	2,196.17	2,663.82	17.76% #
FTSE/Athex Technology	2,290.81 €	2,321.94	-31.13	-1.34%	2,290.81	2,322.35	2,047.81	2,372.79	11.52% #
FTSE/Athex Telecommunications	3,744.05 €	3,782.90	-38.85	-1.03%	3,744.05	3,807.98	3,511.53	4,391.80	-8.05% €
FTSE/Athex Utilities	5,137.10 €	5,189.47	-52.37	-1.01%	5,117.36	5,189.47	4,598.77	5,289.37	11.71% #
FTSE/Athex Health Care	418.89 ~	418.89	0.00	0.00%	418.89	418.89	390.59	469.84	0.00% ~
FTSE/Athex Personal Products	6,804.77 €	6,866.13	-61.36	-0.89%	6,684.76	6,888.09	6,441.87	7,905.24	3.00% #
Athex All Share Index	262.07 €	265.00	-2.93	-1.11%	262.07	262.07	231.11	271.62	13.82% #
Hellenic Corporate Bond Index	120.83 €	120.94	-0.11	-0.09%			118.78	121.26	1.55% #
Hellenic Corporate Bond Price Index	86.57 €	86.68	-0.11	-0.12%			85.96	87.55	0.40% #

Note 1: FTSE/Med 100, Hellenic Corporate Bond Price Index and Hellenic Corporate Bond Index closing prices refer to the previous trading day of 21/04/2023.

Note 2: The Hellenic Mid & Small Cap Index is a Customized index calculated by the Athens Exchange.

Analytic Figures for Athex Market's Boards and Categories

	Total Traded Securities	Main Market	Surveillance	Exchange Traded Funds (ETFs)
Totals	117	105	11	1
Gain / Lose / Same:	32 / 75 / 10	30 / 65 / 10	2 / 9 / 0	0 / 1 / 0
Athex Capitalisation (mill. €) **	75,053.04	74,683.06	369.97	
Daily Average Trans/ons Value(thou.€)	106,025.60	105,761.24	286.53	30.40
Transactions Value	66,271.91	66,189.19	82.70	0.03
Main Board:	54,780.58	54,697.86	82.70	0.03
Blocks Board 6_2_3:	11,491.33	11,491.33	0.00	0.00
Forced Sales Board:	0.00	0.00	0.00	0.00
Special Terms Board:	0.00	0.00	0.00	0.00
Daily Average Transactions Volume	43,783,353	42,476,004	1,315,315	1,212
Transactions Volume	25,313,447	24,869,882	443,564	1
Main Board:	19,029,395	18,585,830	443,564	1
Blocks Board 6_2_3:	6,284,052	6,284,052	0	0
Forced Sales Board:	0	0	0	0
Special Terms Board:	0	0	0	0
Daily Average Number of Trades	37,050	36,776	271	3
Number of Trades	25,158	25,012	145	1
Main Board:	25,151	25,005	145	1
Blocks Board 6_2_3:	7	7	0	0
Forced Sales Board:	0	0	0	0
Special Terms Board:	0	0	0	0

Trading Details by Athex Sectors and Financial Instruments (ETFs)

Code	Sectors	Gain / Lose / Same	Number of Trades	Transactions Volume	Transactions Value	% of Total Trans. Value
3010	- Banks	0 / 6 / 0	7,785	20,270,254	31,063,739.39	46.87%
5510	- Basic Resources	8 / 6 / 1	1,852	596,812	2,090,578.16	3.15%
5010	- Construction & Materials	5 / 6 / 2	1,265	454,875	1,451,712.38	2.19%
4020	- Consumer Products & Services	4 / 5 / 0	1,391	374,424	3,540,098.35	5.34%
6010	- Energy	1 / 3 / 0	1,591	193,153	3,328,128.78	5.02%
12000	- Financial Instruments	0 / 1 / 0	1	1	26.62	0.00%
3020	- Financial Services	0 / 3 / 1	632	463,649	369,231.52	0.56%
4510	- Food Beverage & Tobacco	2 / 2 / 1	280	60,999	1,139,787.77	1.72%
2010	- Health Care	0 / 2 / 0	55	30,794	15,473.83	0.02%
5020	- Industrial Goods & Services	3 / 12 / 1	2,379	700,158	4,982,351.30	7.52%
3030	- Insurance	0 / 1 / 0	5	292	1,060.56	0.00%
4030	- Media	0 / 1 / 0	16	15,855	8,357.83	0.01%
4520	- Personal Care, Drug & Grocery Stores	1 / 2 / 0	225	80,193	528,823.25	0.80%
3510	- Real Estate	2 / 4 / 3	684	180,052	643,841.05	0.97%
4040	- Retail	2 / 2 / 0	212	68,612	238,299.62	0.36%
1010	- Technology	1 / 9 / 0	889	233,461	842,918.25	1.27%
1510	- Telecommunications	1 / 1 / 0	1,521	275,370	3,722,482.87	5.62%
4050	- Travel & Leisure	2 / 4 / 1	1,924	437,478	3,993,322.23	6.03%
6510	- Utilities	0 / 5 / 0	2,451	877,015	8,311,677.66	12.54%

Top 10 best & worst performing Shares

Main Market					
With positive Price change	Closing price	change	With negative Price change	Closing price	change
ELVALHALCOR (CR)	1.698	3.66% #	MIG (CR)	0.1886	-13.68% €
LOULIS FOOD (CR)	2.57	2.80% #	NATIONAL BANK (CR)	4.6	-4.52% €
VIOHALCO SA/NV (CB)	4.575	2.12% #	AEGEAN AIRLINES (CR)	7.71	-3.75% €
BRIQ PROPERTIES (CR)	2.05	1.48% #	ALPHA SERVICES HOLD (CR)	1.144	-3.54% €
PETROPOULOS PETROS (CR)	7.46	1.36% #	KARELIA (CR)	306	-3.16% €
AVAX S.A. (CR)	0.82	1.24% #	PIRAEUS FINANCIAL HOLD (CR)	2.132	-2.91% €
ELASTRON (CR)	2.6	1.17% #	HELLENIC EXCHANGES-A.S.E. (CR)	3.98	-2.69% €
CENERGY HOLDINGS (CB)	4.49	1.13% #	QUEST HOLDINGS (CR)	4.905	-2.68% €
P.P.A. S.A. (CR)	19.5	1.04% #	ANDROMEDA SA (CR)	6.88	-2.55% €
KEKROPS SA (CR)	1.03	0.98% #	ELLAKTOR (CR)	1.99	-2.21% €
With the highest Transactions Value	Value (thou. €)	change	With the highest Transactions Volume	Volume	change
EUROBANK HOLDINGS (CR)	13,790.55	-1.81% €	EUROBANK HOLDINGS (CR)	10,390,528	-1.81% €
ALPHA SERVICES HOLD (CR)	7,017.55	-3.54% €	ALPHA SERVICES HOLD (CR)	6,069,072	-3.54% €
PIRAEUS FINANCIAL HOLD (CR)	6,393.71	-2.91% €	PIRAEUS FINANCIAL HOLD (CR)	2,988,733	-2.91% €
PPC (CR)	4,804.92	-1.11% €	NATIONAL BANK (CR)	819,269	-4.52% €
NATIONAL BANK (CR)	3,821.53	-4.52% €	PPC (CR)	599,719	-1.11% €
OTE (CR)	3,722.08	-1.03% €	MIG (CR)	391,818	-13.68% €
OPAP (CR)	3,392.82	-0.46% €	VIOHALCO SA/NV (CB)	372,090	2.12% #
TERNA ENERGY (CR)	3,202.76	-0.68% €	CENERGY HOLDINGS (CB)	336,531	1.13% #
JUMBO SA (CR)	3,079.12	-1.11% €	OTE (CR)	275,307	-1.03% €
MOTOR OIL (CR)	2,939.49	-1.09% €	OPAP (CR)	222,925	-0.46% €

Note: Stocks that are not included in the "Under Supervision" category, and the transactions value is more than 10,000 €.

Derivatives Summary

	Number of Trades	Volume	Open Interest
Index Futures	204	844	6,296
FTSE/Athex Banks	14	110	1,049
FTSE/Athex Large Cap	190	734	5,247
Stock Futures	1,663	30,424	389,496
ADMIE (IPTO) HOLDING S.A. (CR)	10	93	12,645
AEGEAN AIRLINES (CR)	22	230	1,903
ALPHA SERVICES HOLD (CR)	304	13,829	126,966
AUTOHELLAS SA (CR)	5	9	75
AVAX S.A. (CR)	0	0	372
CC HBC AG (CR)	7	19	460
CENERGY HOLDINGS (CB)	76	337	5,936
ELLAKTOR (CR)	6	23	860
ELVALHALCOR (CR)	13	81	1,290
EUROBANK HOLDINGS (CR)	148	3,960	33,125
EYDAP S.A. (CR)	0	0	504
FOURLIS (CR)	4	12	1,557
GEK TERNA (CR)	32	140	8,197
HELLENIC EXCHANGES-A.S.E. (CR)	12	32	1,809
HELLENIQ ENERGY (CR)	20	36	1,538
INTRACOM HOLDINGS (CR)	11	50	4,467
INTRAKAT (CR)	30	268	8,204
JUMBO SA (CR)	12	41	388
LAMDA DEVELOPMENT SA (CR)	16	54	5,679
MIG (CR)	6	60	1,295
MOTOR OIL (CR)	31	90	1,143
MYTILINEOS (CR)	36	116	2,270
NATIONAL BANK (CR)	241	2,175	22,429
OPAP (CR)	8	68	1,848
OTE (CR)	39	147	10,455
P.P.A. S.A. (CR)	0	0	363
PIRAEUS FINANCIAL HOLD (CR)	343	7,583	94,004
PPC (CR)	107	478	22,979
QUEST HOLDINGS (CR)	0	0	97
TERNA ENERGY (CR)	36	127	10,122
TITAN CEMENT (CB)	0	0	892
VIOHALCO SA/NV (CB)	88	366	5,624
Index Options	2	26	807
FTSE/Athex Large Cap	2	26	807
Stock Options	5	32	436
ALPHA SERVICES HOLD (CR)	0	0	29
NATIONAL BANK (CR)	0	0	280
OPAP (CR)	4	30	33
OTE (CR)	0	0	0
PIRAEUS FINANCIAL HOLD (CR)	1	2	3
PPC (CR)	0	0	91
Total Derivatives Traded	1,874	31,326	397,035

Number of Outstanding Securities	Nominal Value	Dividends [1]			Date of Last Coupon Dividend [2]		Note	Shares	Closing price	% change	Previous closing price/date	Open price	Price min	Price max	Last price	Avg price	Last Bid [7]	Last Ask [7]	P/E after tax	Year	Volume	Trades	Transactions Value[8]	Company Mkt Value (thou. €)	Year low	Year high	Sector[4]
2,348,908,567	0.290	---	---	---	07/04/2008	18/04/2017	---	ALPHA SERVICES HOLD (CR)	1.144	-3.54	€ 1.186 24/04/2023	1.1785	1.1415	1.1785	1.144	1.156	20550@1.14	271@1.14	---	---	6,069,072	2,644	7,017,553.82	2,687,151.40	1.0015	1.513	30101010
45,033,921	0.050	---	---	---	04/06/2008	27/03/2023	---	ATTICA BANK S.A. (CR)	13.2	-1.05	€ 13.34 24/04/2023	13.26	13.14	13.26	13.2	13.185	100@13.16	108@13.26	---	---	626	14	8,254.02	594,447.76	10.62	48.75	30101010
18,176,934	1.00	---	---	---		27/01/2023	---	AUSTRIACARD (CB)	11.4	-1.72	€ 11.6 24/04/2023	11.9	11.2	11.9	11.4	11.385	17@11.10	29@11.40	---	---	692	11	7,878.10	207,217.05	11.1	13.42	10101010
48,624,764	0.080	0.23	0.46	0.65	24/04/2023	05/12/2022	---	AUTOHELLAS SA (CR)	13.02	0.62	₪ 12.94 24/04/2023	12.84	12.72	13.02	13.02	12.974	60@12.74	526@13.02	---	---	33,104	317	429,489.50	633,094.43	10.06	13.2	40201040
190,162,681		---	---	---		07/12/2016	---	CENERGY HOLDINGS (CB)	4.49	1.13	₪ 4.44 24/04/2023	4.45	4.45	4.575	4.49	4.529	500@4.49	1974@4.49	---	---	336,531	854	1,524,296.99	853,830.44	3.015	4.575	50202010
372,086,095	6.70	0.64	0.71	---	07/07/2022	29/04/2013	---	CC HBC AG (CR)	27.12	0.04	₪ 27.11 24/04/2023	27.23	27.12	27.3	27.12	27.226	90@27.12	10@27.20	---	---	36,877	200	1,004,010.670	0,990,974.90	21.54	27.46	45101020
3,710,677,508	0.220	---	---	---	02/05/2008	20/05/2019	---	EUROBANK HOLDINGS (CR)	1.326	-1.81	€ 1.3505 24/04/2023	1.34	1.312	1.349	1.326	1.327	76@1.32	5000@1.33	---	---	10,390,528	1,316	13,790,550.05	4,920,358.38	1.0495	1.4935	30101010
52,131,944	1.00	---	0.1102	---	30/06/2022	23/07/2019	---	FOURLIS (CR)	3.8	-1.04	€ 3.84 24/04/2023	3.845	3.79	3.865	3.8	3.834	2000@3.79	350@3.83	---	---	34,215	105	131,168.93	198,101.39	3.26	3.99	40401010
305,635,185	2.18	0.1	0.1	0.3	11/01/2023	01/10/2003	---	HELLENIQ ENERGY (CR)	7.25	-0.55	€ 7.29 24/04/2023	7.3	7.25	7.39	7.25	7.29	532@7.24	45@7.26	---	---	51,540	339	375,725.03	2,215,855.09	6.93	8.68	60101020
83,600,000	0.880	---	---	---	03/07/2007	23/09/2022	---	INTRACOM HOLDINGS (CR)	1.77	-1.56	€ 1.798 24/04/2023	1.792	1.77	1.8	1.77	1.787	1150@1.76	79@1.77	---	---	37,869	118	67,673.57	147,972.00	1.678	2.12	10101010
160,523,985	0.300	---	---	---	12/08/2008	30/12/2022	---	INTRAKAT (CR)	1.62	-1.70	€ 1.648 24/04/2023	1.634	1.608	1.64	1.62	1.628	360@1.62	2667@1.63	---	---	95,224	185	154,991.66	260,048.86	1.366	1.788	50101010
136,059,759	0.880	0.77	0.77	---	21/03/2023	05/03/2014	---	JUMBO SA (CR)	21.36	-1.11	€ 21.6 24/04/2023	21.04	21.04	21.48	21.36	21.307	136@21.24	4278@21.34	---	---	144,515	960	3,079,123.98	2,906,236.45	15.61	22.06	40203045
176,736,715	0.300	---	---	---	30/05/2007	27/11/2019	---	LAMDA DEVELOPMENT SA (CR)	5.57	-1.94	€ 5.68 24/04/2023	5.74	5.565	5.74	5.57	5.628	179@5.57	66@5.60	---	---	81,620	378	459,349.62	984,423.50	5.55	6.6	35101010
939,510,748	0.100	---	---	---	26/04/2007	29/08/2014	---	MIG (CR)	0.1886	-13.68	€ 0.2185 24/04/2023	0.181	0.155	0.202	0.1886	0.176	200@0.181	1000@0.189	---	---	391,818	200	69,107.12	177,191.73	0.0329	0.28	30202000
107,222,688	0.440	---	(0.5667)	---	17/06/2022	16/03/2022	---	QUEST HOLDINGS (CR)	4.905	-2.68	€ 5.04 24/04/2023	5.01	4.905	5.02	4.905	4.957	1500@4.90	1000@4.97	---	---	42,949	168	212,900.25	525,927.28	4.655	5.46	10101010
78,325,475		---	---	---		23/07/2019	---	TITAN CEMENT (CB)	15.04	0.40	₪ 14.98 24/04/2023	14.98	14.92	15.18	15.04	15.029	11@14.96	654@15.04	---	---	28,400	234	426,813.72	1,178,015.14	12.04	16	50101030
259,189,761		0.02	0.1	---	03/06/2022	26/02/2016	---	VIOHALCO SANNV (CB)	4.575	2.12	₪ 4.48 24/04/2023	4.475	4.4	4.715	4.575	4.587	500@4.57	1100@4.59	---	---	372,090	1,150	1,706,869.36	1,185,793.16	3.995	4.86	55102015
144,321,516	0.300	---	---	---	01/07/2011	22/01/2020	---	AVAX S.A. (CR)	0.82	1.24	₪ 0.81 24/04/2023	0.81	0.803	0.83	0.82	0.818	5000@0.819	963@0.820	---	---	77,877	134	63,691.66	118,343.64	0.748	1	50101010
232,000,000	2.12	0.1069	0.0854	0.0682	29/08/2022	19/06/2017	---	ADMIE (PTO) HOLDING S.A. (CR)	1.796	-1.86	€ 1.83 24/04/2023	1.82	1.788	1.82	1.796	1.799	500@1.79	7378@1.80	14.32	2022	97,920	250	176,129.64	416,672.00	1.64	2.035	65101015
90,167,100	0.500	---	---	---	03/06/2019	24/05/2021	---	AEGEAN AIRLINES (CR)	7.71	-3.75	€ 8.01 24/04/2023	7.93	7.67	8.01	7.71	7.855	1080@7.70	500@7.80	---	---	61,933	395	486,506.70	695,188.34	5.27	8.15	40501010
103,423,291	0.570	---	---	---	01/08/2011	06/09/2022	---	GEK TERNA (CR)	12.44	-0.32	€ 12.48 24/04/2023	12.62	12.38	12.66	12.44	12.477	104@12.40	13943@12.44	---	---	44,167	313	551,055.92	1,286,585.74	10.42	12.74	50101010
382,000,000	2.48	---	---	---	20/07/2015	12/12/2001	---	PPC (CR)	8.01	-1.11	€ 8.1 24/04/2023	7.99	7.965	8.09	8.01	8.012	871@8.01	3229@8.02	---	---	599,719	957	4,804,924.51	3,059,820.00	6.6	8.48	65101015
914,715,153	1.00	---	---	---	16/05/2008	29/08/2018	---	NATIONAL BANK (CR)	4.6	-4.52	€ 4.818 24/04/2023	4.818	4.56	4.818	4.6	4.665	1055@4.59	2094@4.61	---	---	819,269	1,421	3,821,529.83	4,207,689.70	3.746	5.528	30101010
375,241,586	0.390	0.01	0.03	---	30/05/2022	14/07/2006	---	ELVALHALCOR (CR)	1.698	3.66	₪ 1.638 24/04/2023	1.626	1.626	1.698	1.698	1.678	200@1.68	437@1.70	---	---	151,999	382	255,023.96	637,160.21	1.52	1.894	55102015
348,192,005	0.040	---	---	---	05/07/2011	16/07/2021	---	ELLAKTOR (CR)	1.99	-2.21	€ 2.035 24/04/2023	2.04	1.99	2.055	1.99	2.022	573@1.99	600@2.04	---	---	76,837	170	155,341.98	692,902.09	1.706	2.455	50101010
60,348,000	0.420	0.07	0.1515	---	08/06/2022	04/08/2021	---	HELLENIC EXCHANGES-A.S.E. (CR)	3.98	-2.69	€ 4.09 24/04/2023	4.09	3.98	4.09	3.98	4.02	300@3.98	482@3.98	---	---	67,159	326	269,987.25	240,185.04	3.09	4.525	30202015
106,500,000	0.600	---	0.28	---	05/09/2022	13/09/2021	---	EYDAP S.A. (CR)	6.7	-0.89	€ 6.76 24/04/2023	6.72	6.64	6.72	6.7	6.679	153@6.66	1811@6.70	---	---	14,326	90	95,677.84	713,550.00	6.36	7.34	65102030
110,782,980	0.750	---	0.9054	0.4058	21/11/2022	04/11/2013	---	MOTOR OIL (CR)	21.76	-1.09	€ 22 24/04/2023	21.96	21.76	22.14	21.76	21.9	130@21.76	897@21.84	---	---	134,222	1,192	2,939,490.50	2,410,637.64	20.84	25.82	60101020
142,891,161	0.970	0.378	0.4341	---	24/06/2022	07/07/2017	---	MYTILINEOS (CR)	26.94	-0.88	€ 27.18 24/04/2023	27.04	26.76	27.06	26.94	26.929	10@26.88	822@26.96	---	---	105,953	954	2,853,183.22	3,849,487.88	19.94	28.4	50203000
25,000,000	2.00	0.4	0.628	---	25/07/2022	08/08/2003	---	P.P.A. S.A. (CR)	19.5	1.04	₪ 19.3 24/04/2023	19.48	19.3	19.8	19.5	19.631	524@19.50	5@19.76	9.22	2022	11,989	164	235,354.36	487,500.00	15.86	19.84	50206060
363,341,859	0.300	0.55	0.6	0.3	19/10/2022	29/07/2022	---	OPAP (CR)	15.29	-0.46	€ 15.36 24/04/2023	15.4	15.13	15.4	15.29	15.22	1188@15.24	1449@15.29	---	---	222,925	1,442	3,392,815.23	5,555,497.02	13.02	15.6	40501020
433,664,596	2.83	0.6879	0.8231	---	01/07/2022	18/06/1998	---	OTE (CR)	13.4	-1.03	€ 13.54 24/04/2023	13.52	13.4	13.63	13.4	13.52	2612@13.39	5000@13.45	---	---	275,307	1,518	3,722,078.41	5,811,105.59	12.57	15.73	15102015
1,250,367,223	0.930	---	---	---	16/05/2008	14/04/2021	---	PIRAEUS FINANCIAL HOLD (CR)	2.132	-2.91	€ 2.196 24/04/2023	2.176	2.114	2.178	2.132	2.139	50000@2.13	25000@2.13	---	---	2,988,733	2,350	6,393,713.97	2,665,782.92	1.43	2.449	30101010
43,741,452	0.660	0.16	0.2723	0.0698	30/01/2023	01/11/1999	---	THRACE PLASTICS SA (CR)	4.3	-0.35	€ 4.315 24/04/2023	4.32	4.27	4.325	4.3	4.301	100@4.28	500@4.32	---	---	26,543	116	114,151.56	188,088.24	3.76	4.68	50203015
69,877,484	0.780	0.2239	0.1493	---	03/06/2022	13/06/2018	---	GR. SARANTIS S.A. (CR)	6.76	-1.03	€ 6.83 24/04/2023	6.78	6.64	6.85	6.76	6.755	1000@6.67	4996@6.75	---	---	77,471	207	523,342.39	472,371.79	6.39	8	45201020
115,855,090	0.300	0.3407	0.3411	---	04/07/2022	05/03/2020	---	TERNA ENERGY (CR)	20.48	-0.68	€ 20.62 24/04/2023	20.52	20.36	20.88	20.48	20.602	256@20.42	100@20.50	---	---	155,462	1,106	3,202,757.34	2,372,712.24	17.89	21.04	65101010

Number of Outstanding Securities	Nominal Value	Dividends [1]			Date of Last Coupon Dividend [2]		Note	Shares	Closing price	% change	Previous closing price/date		Open price	Price min	Price max	Last price	Avg price	Last Bid [7]	Last Ask [7]	P/E after tax	Year	Volume	Trades	Transactions Value[8]	Company Mkt Value (thou. €)	Year low	Year high	Sector[4]	
		2020	2021	2022																									
13,126,020	0.660	0.0837	0.1163	---	22/06/2022	04/09/2020	---	AS COMPANY SA (CR)	2.2	0.92	P	2.18	24/04/2023	2.18	2.18	2.2	2.2	2.187	11@2.20	575@2.24	---	---	1,825	7	3,991.00	28,877.24	2.02	2.38	40401030
3,114,144	0.360	0.1558	0.3427	---	14/06/2022	02/06/2020	---	ALPHA TRUST (CR)	5.5	---	↘	5.5	24/04/2023	5.5	5.4	5.5	5.4	5.499	100@5.35	300@5.50	---	---	1,565	73	8,605.75	17,127.79	4.32	5.5	30202010
14,000,000	4.15	---	3.42	---	14/09/2022	29/06/1999	---	ALPHA REAL ESTATE SA(CR)	8.14	-2.16	€	8.32	24/04/2023	8.04	8.04	8.26	8.14	8.1	100@8.10	190@8.16	---	---	1,669	16	13,518.68	113,960.00	6.68	9.22	35101015
215,805,843	0.300	0.05	---	---	30/12/2021	15/11/2022	---	ATTICA HOLDINGS (CR)	2.5	---	↘	2.5	24/04/2023	2.5	2.49	2.5	2.49	2.499	2400@2.48	3688@2.50	---	---	20,704	19	51,735.00	539,514.61	1.865	2.5	40501015
151,654,947	0.040	---	---	---	01/07/2008	21/02/2020	---	AVE (CR)	0.526	-1.50	€	0.534	24/04/2023	0.54	0.524	0.55	0.526	0.527	49@0.526	10@0.530	---	---	15,855	16	8,357.83	79,770.50	0.506	0.586	40301010
35,764,593	2.10	0.06	0.075	---	26/04/2022	25/11/2019	---	BRIQ PROPERTIES (CR)	2.05	1.48	P	2.02	24/04/2023	2.03	2.01	2.05	2.05	2.021	3000@2.01	275@2.05	---	---	25,108	57	50,734.83	73,317.42	1.9	2.11	35102030
101,123,806	0.360	---	---	---	22/07/2010	28/06/2011	---	CENTRIC HOLDINGS (CR)	0.294	-1.01	€	0.297	24/04/2023	0.291	0.287	0.296	0.294	0.291	2000@0.288	425@0.294	---	---	23,625	35	6,864.38	29,730.40	0.263	0.333	40203040
784,500	10.00	---	0.3	---	24/05/2022	31/07/2018	---	CNL CAPITAL (CR)	7.2	---	↘	7.2	24/04/2023	---	---	---	---	---	100@7.15	100@7.25	16.58	2021	---	---	---	5,648.40	6.8	8	30202010
10,246,800	0.300	---	---	---	06/10/2005	13/02/2002	---	CPI SA (CR)	0.564	-0.70	€	0.568	24/04/2023	0.566	0.56	0.568	0.564	0.563	570@0.554	290@0.562	---	---	8,900	17	5,013.20	5,779.20	0.548	0.722	10102030
18,680,300	0.050	---	---	---	06/07/2022	---	---	DIMAND (CR)	11.9	---	↘	11.9	24/04/2023	12	11.9	12	11.9	11.9	10@11.70	402@11.85	---	---	2,240	25	26,657.00	222,295.57	11.6	14.9	35101010
54,200,000	0.075	---	0.035	---	19/07/2022	23/11/2021	---	EPSILON NET (CR)	7.79	-0.76	€	7.85	24/04/2023	7.85	7.7	7.85	7.79	7.782	950@7.79	889@7.80	---	---	14,873	69	115,739.70	422,218.00	6.2	8	10101015
40,134,921	0.400	---	---	---	30/08/1993	05/12/2022	---	IDEAL HOLDINGS (CR)	4.41	-0.79	€	4.445	24/04/2023	4.42	4.4	4.47	4.41	4.435	650@4.40	176@4.41	---	---	19,426	94	86,160.38	176,995.00	3.38	4.8	10102030
167,868,482	0.300	---	---	---	20/08/2007	28/11/2022	---	LAVIPHARM SA (CR)	0.391	-0.26	€	0.392	24/04/2023	0.392	0.39	0.4	0.391	0.394	2632@0.391	291@0.397	---	---	27,800	29	10,966.95	65,636.58	0.366	0.48	20103015
4,740,000	0.860	---	---	---	14/03/2003	---	---	LOGISMOS S.A. (CR)	1	---	↘	1	24/04/2023	---	---	---	---	---	300@0.940	1193@1.00	---	2021	---	---	---	4,740.00	0.946	1.1	10101015
17,120,280	0.940	0.06	0.06	---	27/06/2022	02/08/2019	---	LOULIS FOOD (CR)	2.57	2.80	P	2.5	24/04/2023	2.54	2.54	2.57	2.57	2.544	200@2.45	488@2.57	---	---	12,530	18	31,870.48	43,999.12	2.38	2.82	45102020
4,419,616	1.58	---	---	0.1131	01/03/2023	04/03/2015	---	MEDICON S.A (CR)	3.7	---	↘	3.7	24/04/2023	---	---	---	---	---	244@3.56	44@3.71	---	---	---	---	---	16,352.58	3.45	4.15	20102010
468,700	2.24	3.42	---	---	03/05/2022	21/05/2004	---	MERMEREN KOMB. A.D. PR. (GDR)	51.5	-0.96	€	52	24/04/2023	51.5	51.5	52	52	51.625	30@47.40	21@51.50	1.62	2021	36	4	1,858.50	24,138.05	43.4	59	55102000
10,500,000	0.950	---	---	---	24/06/2008	22/07/2022	---	MEVACO SA (CR)	3.2	-1.24	€	3.24	24/04/2023	3.16	3.14	3.2	3.2	3.149	50@3.14	385@3.20	17.34	2021	315	5	992.00	33,600.00	2.52	3.26	55102015
87,127,162	0.500	---	---	---	21/05/2008	28/07/2021	---	PREMA (CR)	1.13	-1.05	€	1.142	24/04/2023	1.146	1.122	1.146	1.13	1.134	2101@1.13	676@1.13	---	---	40,219	94	45,606.98	98,453.69	1.07	1.36	35101010
24,377,795	0.230	---	---	---	27/06/2022	08/06/2022	---	PROFILE SA (CR)	3.32	-0.60	€	3.34	24/04/2023	3.34	3.29	3.37	3.32	3.339	125@3.29	508@3.32	---	---	49,805	213	166,278.74	80,934.28	2.575	3.56	10101010
27,345,120	0.280	---	---	---	18/07/2005	26/02/2014	---	QUALITY & RELIABILITY SA (CR)	0.53	0.38	P	0.528	24/04/2023	0.54	0.52	0.542	0.53	0.529	1500@0.522	1471@0.530	---	---	19,433	36	10,272.41	14,492.91	0.465	0.6	10101010
6,456,530	1.08	0.0804	0.12	---	14/07/2022	02/08/2010	---	SPACE HELLAS SA (CR)	6.42	0.31	P	6.4	24/04/2023	6.42	6.42	6.42	6.42	6.42	160@6.32	100@6.42	---	---	63	3	404.46	41,450.92	5.28	6.9	15101010
17,190,046	0.290	---	---	---	16/11/1992	30/11/2022	---	UNIBIOS (CR)	0.612	-0.97	€	0.618	24/04/2023	0.624	0.606	0.624	0.612	0.609	750@0.608	2500@0.614	---	---	27,636	27	16,835.48	10,520.31	0.558	0.719	50204000
32,413,681	0.370	---	---	---	15/07/2009	11/05/2000	---	ALUMIL (CR)	2.11	-0.47	€	2.12	24/04/2023	2.18	2.1	2.18	2.11	2.105	3031@2.10	699@2.13	---	---	8,867	53	18,662.57	68,392.87	1.986	2.54	55102035
3,534,269	3.44	(0.4452)	0.6908	---	16/12/2022	19/07/2022	---	ANDROMEDA SA (CR)	6.88	-2.55	€	7.06	24/04/2023	7.06	6.84	7.1	6.88	6.93	151@6.82	487@6.88	---	2022	3,107	33	21,531.40	24,315.77	5.9	7.1	30204000
18,810,000	0.400	---	---	---	08/07/2010	14/11/2007	---	VARVERIS - MODA BAGNO SA (CR)	0.72	---	↘	0.72	24/04/2023	---	---	---	---	---	250@0.685	500@0.715	---	---	---	---	---	13,543.20	0.62	0.8	40401025
23,986,500	1.05	---	---	---	26/06/2009	15/03/2000	---	BIOKARPET S.A.(CR)	2.06	3.00	P	2	24/04/2023	2.04	2.04	2.06	2.06	2.047	160@1.95	260@2.06	---	---	1,020	8	2,088.10	49,412.19	1.5	2.14	50101035
6,325,000	0.600	---	0.19	---	04/07/2022	17/02/2014	---	VOYATZOGLOU (CR)	2.44	---	↘	2.44	24/04/2023	---	---	---	---	---	110@2.20	150@2.36	---	---	---	---	---	15,433.00	1.97	2.46	50205010
24,060,000	0.300	0.035	0.055	0.075	25/04/2023	01/07/2019	---	GEN. COMMERCIAL & IND.SA (CR)	1.26	-7.69	€	1.365	24/04/2023	1.3	1.26	1.305	1.26	1.289	1471@1.26	87@1.32	7.79	2022	7,429	30	9,577.30	30,315.60	1.175	1.42	50205010
15,878,748	0.480	---	---	---	10/07/2006	22/03/2004	---	DOMIKI KRITIS SA (CR)	0.746	---	↘	0.746	24/04/2023	0.75	0.74	0.75	0.74	0.745	700@0.732	250@0.744	---	---	400	2	298.00	11,845.55	0.71	0.85	50101010
34,720,000	0.310	---	---	---	16/06/2010	01/08/2007	---	DROMEAS SA (CR)	0.322	0.31	P	0.321	24/04/2023	0.32	0.32	0.328	0.328	0.32	5700@0.312	1250@0.327	---	---	12,700	8	4,069.60	11,179.84	0.3	0.389	40202015
13,673,200	0.880	---	---	---	18/07/2008	26/07/2001	---	EVROFARMA SA (CR)	0.845	---	↘	0.845	24/04/2023	---	---	---	---	---	200@0.815	912@0.855	---	---	---	---	---	11,553.85	0.684	0.876	45102020
11,250,000	0.520	---	0.0405	---	01/08/2022	09/11/2015	---	EKTER SA (CR)	1.64	0.31	P	1.635	24/04/2023	1.645	1.605	1.655	1.64	1.639	1500@1.62	1051@1.65	---	---	30,429	85	49,872.14	18,450.00	1.33	1.755	50101010
18,410,839	1.00	0.027	0.262	---	24/08/2022	10/09/2010	---	ELASTRON (CR)	2.6	1.17	P	2.57	24/04/2023	2.59	2.55	2.68	2.6	2.629	1000@2.56	15@2.60	---	---	25,963	168	68,258.98	47,868.18	2.21	2.82	55102010
60,295,607	0.240	---	---	---	09/07/2007	01/07/2021	---	ELGEKA SA (CR)	0.45	-0.66	€	0.453	24/04/2023	0.45	0.438	0.451	0.45	0.449	6500@0.412	2449@0.450	---	---	422	8	189.32	27,133.02	0.38	0.459	45201010
23,828,130	0.500																												

Number of Outstanding Securities	Nominal Value	Dividends [1]			Date of Last Coupon Dividend [2]		Date of Last Coupon Right	Note	Shares	Closing price	% change	Previous closing price/date		Open price	Price min	Price max	Last price	Avg price	Last Bid [7]	Last Ask [7]	P/E after tax	Year	Volume	Trades	Transactions Value[8]	Company Mkt Value (thou. €)	Year low	Year high	Sector[4]
26,730,187	0.520	0.08	0.1	---	29/06/2022	01/08/2017	---		ELTON SA (CR)	2.39	-0.42 €	2.4	24/04/2023	2.42	2.35	2.42	2.39	2.385	2000@2.35	1298@2.39	---	---	13,742	52	32,776.32	63,885.15	2.08	2.45	50205010
30,000,000	0.050	0.06	0.09	---	13/05/2022	11/06/2020	---		ENTERSOFT (CR)	4.45	-0.89 €	4.49	24/04/2023	4.48	4.45	4.55	4.45	4.508	1484@4.45	1500@4.51	---	---	37,363	148	168,421.73	133,500.00	3.61	4.55	10101015
36,300,000	1.12	0.223	0.2186	---	14/09/2022	12/12/2007	---		THESSALONIKA WATER & SEWERAGE	3.34	-1.48 €	3.39	24/04/2023	3.38	3.34	3.39	3.34	3.357	646@3.34	1698@3.39	---	---	9,588	48	32,188.33	121,242.00	3.3	3.66	65102030
14,833,480	0.300	---	---	---	02/06/2010	04/02/2022	---		EUROCONSULTANTS S.A. (CR)	0.642	-0.31 €	0.644	24/04/2023	0.646	0.63	0.648	0.642	0.636	500@0.630	2870@0.642	---	---	7,850	31	4,989.67	9,523.09	0.576	0.66	50205020
86,735,980	0.310	---	---	---	06/07/2009	18/08/2022	---		ATHENS MEDICAL CENTER SA (CR)	1.53	-1.61 €	1.555	24/04/2023	1.495	1.49	1.56	1.53	1.505	1500@1.50	169@1.53	---	---	2,994	26	4,506.88	132,706.05	1.4	1.8	20101025
114,320,400	0.100	---	0.01	---	26/11/2021	05/08/2019	---		IKTINOS HELLAS SA (CR)	0.537	-0.92 €	0.542	24/04/2023	0.554	0.528	0.554	0.537	0.533	50@0.529	508@0.537	---	---	33,988	85	18,113.00	61,390.05	0.4855	0.675	50101035
8,226,132	0.450	---	---	---	15/05/2009	13/10/2014	---		ILYDA S.A. (CR)	1.205	-1.63 €	1.225	24/04/2023	1.22	1.185	1.22	1.2	1.2	1850@1.18	1450@1.20	23.06	2021	2,151	15	2,580.17	9,912.49	1.055	1.41	10101015
2,566,836	0.440	---	0.016	---	15/07/2022	09/01/2007	---		INTERWOOD-XYLEMPORIA (PR)	0.33	---	0.33	24/04/2023	---	---	---	---	---	500@0.232	2000@0.330	---	---	---	---	---	10,608.27	0.192	0.332	50101020
34,986,430	0.440	---	---	---	25/07/2008	23/02/2010	---		INTERWOOD-XYLEMPORIA (CR)	0.279	-0.36 €	0.28	24/04/2023	0.28	0.277	0.28	0.278	0.279	1050@0.276	1000@0.279	---	---	48,201	23	13,431.08	10,608.27	0.1975	0.3	50101020
18,567,912	0.590	0.12	0.12	---	06/07/2022	26/01/2021	---		INTERLIFE G.C.I.(CR)	3.63	-1.63 €	3.69	24/04/2023	3.69	3.63	3.69	3.63	3.632	200@3.42	100@3.67	4.33	2021	292	5	1,060.56	67,401.52	3.5	3.98	30302025
8,424,900	0.500	---	---	---	12/07/2010	04/07/2019	---		INTERTECH SA (CR)	1.01	-0.98 €	1.02	24/04/2023	1.06	1.01	1.06	1.01	1.017	600@1.00	47@1.05	17.44	2022	2,388	16	2,429.78	8,509.15	0.92	1.235	50205010
19,804,134	0.150	---	---	---	01/07/2004	06/11/2017	---		KEKROPS SA (CR)	1.03	0.98 P	1.02	24/04/2023	1	0.97	1.05	1.03	0.996	230@0.984	350@1.04	---	2021	16,899	98	16,833.89	20,398.26	0.903	1.4	35101010
40,219,218	0.260	---	---	---	29/08/2022	10/06/2019	---		KLOUKINAS - LAPPAS SA (CR)	0.962	---	0.962	24/04/2023	0.962	0.956	0.966	0.962	0.963	3@0.962	997@0.966	---	---	14,812	20	14,258.62	38,690.89	0.5	0.972	50101010
11,510,102	0.890	---	---	---	24/06/2005	06/10/1999	---		NAFPAKTOS TEXTILE (CR)	1	-0.99 €	1.01	24/04/2023	1	1	1	1	1	200@0.970	1502@1.10	---	---	1,500	1	1,500.00	11,510.10	0.93	1.23	55101020
21,224,340	0.420	0.0035	0.02	---	06/09/2022	25/04/2006	---		KORDELLOS BROS SA (CR)	0.568	---	0.568	24/04/2023	0.552	0.544	0.57	0.568	0.557	100@0.554	3900@0.568	2.78	2021	15,756	25	8,777.34	12,055.43	0.462	0.7	55102010
33,065,136	0.380	0.2	0.2001	---	18/08/2022	16/09/2013	---		KRI-KRI S.A. (CR)	6.4	-0.31 €	6.42	24/04/2023	6.5	6.34	6.52	6.4	6.439	2954@6.34	177@6.50	16.02	2021	11,307	50	72,808.52	211,616.87	6.08	6.7	45102020
18,017,472	0.360	---	---	---	09/09/2022	28/08/2017	---		KTIMA KOSTAS LAZARIDIS SA (CR)	1.73	---	1.73	24/04/2023	---	---	---	---	---	400@1.60	1464@1.71	---	---	---	---	---	31,170.23	1.55	1.78	45101015
7,595,160	0.600	---	---	---	10/09/2019	18/08/2010	---		KIRIAKOULIS SHIPPING SA (CR)	1.16	0.43 P	1.155	24/04/2023	1.16	1.12	1.165	1.16	1.147	250@1.12	1175@1.16	---	---	470	8	538.98	8,810.39	1	1.265	40501015
6,200,000	0.500	---	---	---	22/06/2010	01/11/1995	---		MINERVA KNITWEAR (CR)	0.52	4.00 P	0.5	24/04/2023	0.52	0.52	0.52	0.52	0.52	500@0.470	1998@0.520	---	---	2	1	1.04	3,224.00	0.414	0.585	40204020
5,939,268	0.620	---	---	---	10/07/2003	03/01/2002	---		LANAKAM SA (CR)	0.9	0.56 P	0.895	24/04/2023	0.835	0.835	0.9	0.9	0.875	1@0.895	925@0.900	---	---	680	8	594.94	5,345.34	0.716	1.16	40401020
9,819,370	0.500	---	---	---	14/08/2007	09/01/2004	---		MATHIOS REFRACTORY SA (CR)	0.74	2.78 P	0.72	24/04/2023	0.74	0.74	0.74	0.74	0.74	1000@0.705	300@0.730	---	---	182	2	134.68	7,266.33	0.565	0.885	55101000
29,250,000	0.360	0.02	0.0401	---	21/06/2022	25/04/2019	---		MOTODYNAMICS S.A. (CR)	3.24	-0.31 €	3.25	24/04/2023	3.27	3.17	3.27	3.24	3.215	50@3.19	92@3.24	---	---	31,892	92	102,544.75	94,770.00	2.04	3.3	40401030
32,188,050	1.04	---	---	---	21/07/2008	20/01/2000	---		MOUZAKIS (CR)	0.745	---	0.745	24/04/2023	---	---	---	---	---	220@0.705	1000@0.745	---	---	---	---	---	23,980.10	0.65	0.806	55101020
43,200,000	1.00	---	0.0824	---	07/09/2022	14/06/2022	---		MPLE KEDROS (CR)	2.35	---	2.35	24/04/2023	2.35	2.35	2.36	2.35	2.35	400@2.34	995@2.35	---	---	11,756	12	27,627.60	101,520.00	2.19	2.36	35102000
6,340,000	0.600	0.134	0.17	0.1	09/12/2022	12/01/2023	---		NAKAS MUSIC	2.42	---	2.42	24/04/2023	---	---	---	---	---	60@2.32	55@2.42	---	---	---	---	---	15,342.80	2.16	2.7	40401030
10,080,000	3.00	1.42	1.5	---	27/04/2022	27/08/2001	---		TPA SA (CR)	25	-1.19 €	25.3	24/04/2023	25.4	24.8	25.4	25	24.97	227@25.00	100@25.20	---	---	3,465	44	86,520.80	252,000.00	22.7	26.3	50206060
4,971,466	1.46	---	---	---	04/07/2007	08/10/2003	---		PAIRIS SA (CR)	0.97	-2.02 €	0.99	24/04/2023	0.912	0.912	0.98	0.97	0.938	500@0.924	44@0.970	---	---	1,410	14	1,322.43	4,822.32	0.83	1.18	50203030
27,098,594	0.540	0.07	0.05	0.0201	05/12/2022	14/01/2021	---		PAPOUTSANIS (CR)	2.36	0.86 P	2.34	24/04/2023	2.36	2.3	2.36	2.36	2.301	100@2.30	2301@2.36	21.31	2022	2,300	10	5,291.54	63,952.68	2.26	2.51	45201020
7,070,400	0.930	0.1081	0.3242	---	17/06/2022	06/05/2016	---		PETROPOULOS PETROS (CR)	7.46	1.36 P	7.36	24/04/2023	7.4	7.4	7.5	7.48	7.449	80@7.42	50@7.46	---	---	11,701	55	87,164.04	52,745.18	5.9	7.5	50206015
21,912,599	0.300	---	---	---	11/04/2011	23/02/2007	---		REVOIL (CR)	1.39	-1.77 €	1.415	24/04/2023	1.42	1.34	1.42	1.39	1.385	107@1.37	540@1.39	---	---	3,381	47	4,681.95	30,458.51	1.21	1.5	60101020
13,582,223	1.35	---	---	---	24/06/2008	02/02/2016	---		SIDMA STEEL (CR)	2.39	0.84 P	2.37	24/04/2023	2.36	2.36	2.4	2.39	2.384	70@2.38	150@2.41	---	---	8,193	30	19,528.83	32,461.51	1.85	2.85	55102010
40,693,350	5.00	---	---	---	03/07/2006	26/05/2015	---		TECHNICAL OLYMPIC SA (CR)	2.04	0.49 P	2.03	24/04/2023	2.09	2.03	2.09	2.06	2.041	4014@2.04	175@2.06	---	---	6,291	26	12,840.86	83,014.43	1.76	2.41	40202010
3,048,000	0.300	---	---	---	06/07/2007	01/06/2021	---		TZIRAKIAN PROFIL (CR)	1.91	0.53 P	1.9	24/04/2023	1.9	1.9	1.91	1.91	1.903	100@1.87	199@1.91	2.07	2021	15	3	28.55	5,821.68	1.76	2.22	55102010
10,203,575	0.730	---	---	---	16/07/2007	18/10/1999	---		FIERATEX SA (CR)	0.436	3.32 P	0.422	24/04/2023	0.436	0.436	0.437	0.437	0.436	1000@0.410	738@0.435	5.14	2021	144	2	62.83	4,448.76	0.4	0.5	55101020
8,340,750	1.16	---	---	---	25/06/2009	17/09/2018	---		HAIDEMENOS SA (CR)	0.56	---	0.56	24/04/2023	---	---	---	---	---	2500@0.474	403@0.540	20.74	2021	---	---	---	4,670.82	0.452	0.6	50205030

Main Market - Low Liquidity Class

11,795,024	0.540	0.087	0.136	---	04/07/2022	30/08/2019	---		FLEXOPACK SA (CR)	8.5	-3.41 €	8.8	24/04/2023	8.7	8.5	8.7	8.5	8.52	55@8.50	500@8.65	---	---	500	3	4,260.00	100,257.70	7.45	9.45	50203030
10,500,000	4.00	0.37	0.29	---	31/05/2022	02/08/2016	---		INTERCONTINENTAL (CR)	6.5	-0.76 €	6.55	24/04/2023	6.5	6.5	6.5	6.5	6.5	400@6.45	500@6.55	---	---	540	3	3,510.00	68,250.00	6.3	6.85	35102000

Number of Outstanding Securities	Nominal Value	Dividends [1]			Date of Last Coupon		Note	Shares	Closing price	% change	Previous closing price/date		Open price	Price min	Price max	Last price	Avg price	Last Bid [7]	Last Ask [7]	P/E after tax	Year	Volume	Trades	Transactions Value[8]	Company Mkt Value (thou. €)	Year low	Year high	Sector[4]	
		2020	2021	2022	Dividend [2]	Right																							
57,434,884	1.31	---	---	---	05/06/2008	12/06/2009	---	REDS S.A. (CR)	2.38	---	↘	2.38	24/04/2023	2.45	2.45	2.45	2.45	100@2.29	519@2.42	---	---	1	1	2.45	136,695.02	2.27	3	35101010	
151,532,467	0.500	0.01	0.02	---	22/07/2022	10/06/2020	---	TRASTOR REAL EST. INV. CO.(CR)	1.01	---	↘	1.01	24/04/2023	---	---	---	---	2800@1.02	2000@1.06	---	---	---	---	---	153,047.79	0.965	1.14	35102000	
15,300,000	0.300	---	---	---	30/07/2009	13/12/1999	---	ATTICA PUBLICATIONS SA (CR)	0.262	---	↘	0.262	24/04/2023	---	---	---	---	1000@0.246	1500@0.284	---	---	---	---	---	4,008.60	0.262	0.39	40301030	
15,000,000	0.300	---	---	---	06/07/2007	18/07/2000	---	DAIOS PLASTICS SA (CR)	3.12	---	↘	3.12	24/04/2023	---	---	---	---	90@3.00	109@3.42	---	---	---	---	---	46,800.00	2.92	3.52	50203015	
3,307,500	0.210	---	---	---	11/08/2010	30/11/2022	---	ELVE SA (CR)	4.98	-0.40	€	5	24/04/2023	4.76	4.76	4.98	4.98	4.911	20@4.80	458@4.98	---	---	82	6	402.72	16,471.35	4.6	5.2	40204020
2,760,000	11.83	9.4	11	---	14/06/2022	16/07/1990	---	KARELIA (CR)	306	-3.16	€	316	24/04/2023	314	306	314	306	309.08	3@308.00	3@314.00	---	---	100	10	30,908.00	844,560.00	288	338	45103010
6,700,000	0.800	0.179	0.047	---	24/08/2022	29/05/2014	---	MILLS KEPENOS (CR)	2.2	---	↘	2.2	24/04/2023	---	---	---	---	90@2.10	100@2.26	22.23	2021	---	---	---	14,740.00	1.93	2.54	45102020	
21,364,000	1.12	---	---	---	29/07/2019	08/03/2023	---	LAMPSPA HOTEL SA (CR)	24	1.70	⬇	23.6	24/04/2023	24	23.6	24	24	23.84	100@23.80	100@25.00	---	---	250	4	5,960.00	512,736.00	20.6	24	40501025
8,321,682	0.670	---	---	---	17/08/2007	23/11/1999	---	N. LEVENTERIS (CR)	0.27	---	↘	0.27	24/04/2023	---	---	---	---	1000@0.250	---	---	2021	---	---	---	2,856.12	0.22	0.364	50202010	
2,160,524	0.670	---	---	---	03/12/2018	23/11/1999	---	N. LEVENTERIS (PR)	0.282	---	↘	0.282	24/04/2023	---	---	---	---	---	1110@0.310	---	2021	---	---	---	2,856.12	0.218	0.342	50202010	
27,379,200	0.980	---	---	---	03/07/2020	29/08/2022	---	CRETE PLASTICS SA (CR)	16.5	---	↘	16.5	24/04/2023	16.8	16.8	16.8	16.8	16.8	300@15.80	537@16.80	---	---	30	1	504.00	451,756.80	14.7	17.1	50203015
255,494,534	2.71	0.352	0.279	0.11	14/12/2022	30/09/2021	---	PRODEA (CR)	8.2	---	↘	8.2	24/04/2023	---	---	---	---	50@7.55	56@8.15	---	---	---	---	---	2,095,055.18	7.3	8.6	35102000	
4,181,450	0.500	---	---	---	21/08/2000	05/03/2002	---	FLOUR MILLS SARANTOPOULOS SA	1.13	---	↘	1.13	24/04/2023	1.03	1.02	1.03	1.02	1.028	90@1.03	545@1.22	---	---	185	2	190.10	4,725.04	1.02	1.5	45102020

Exchange Traded Funds (ETFs)

906,928	---	---	---	---	15/06/2016	---	---	ALPHA ETF FTSE Athex Large Cap	26.62	-1.37	€	26.99	24/04/2023	26.62	26.62	26.62	26.62	26.62	2500@20.00	6@26.90	---	---	1	1	26.62	---	22.5	27.79	12003
---------	-----	-----	-----	-----	------------	-----	-----	--------------------------------	-------	-------	---	-------	------------	-------	-------	-------	-------	-------	------------	---------	-----	-----	---	---	-------	-----	------	-------	-------

Surveillance

356,314,416	0.060	---	---	---	07/07/2010	21/09/2017	5160	FRIGOGLASS SA (CR)	0.0595	-0.83	€	0.06	24/04/2023	0.06	0.059	0.06	0.059	0.06	5710@0.059	45000@0.060	---	---	138,990	15	8,313.11	21,200.71	0.05	0.158	50204000
65,326,268	0.530	---	---	---	04/07/2007	19/07/2006	4750	SATO SA (CR)	0.0255	-19.05	€	0.0315	24/04/2023	0.0255	0.0255	0.0255	0.0255	0.026	---	4950@0.026	---	---	127,469	27	3,250.46	1,665.82	0.021	0.069	40202015
13,191,620	0.620	---	---	---	04/08/2010	09/09/2002	5232	YALCO - CONSTANTINOU (CR)	0.154	-18.95	€	0.19	24/04/2023	0.152	0.152	0.154	0.154	0.152	2132@0.158	500@0.177	---	---	26,636	11	4,055.81	2,031.51	0.152	0.28	40202020
13,000,000	1.00	---	---	---	01/08/2007	07/04/2000	5093	AKRITAS SA (CR)	0.48	4.80	⬇	0.458	24/04/2023	0.48	0.48	0.48	0.48	0.48	868@0.460	213@0.480	---	---	2,000	2	960.00	6,240.00	0.45	0.67	50101035
221,519,681	0.300	---	---	---	02/07/2008	28/02/2011	4957	ANEK LINES SA (CR)	0.228	-0.87	€	0.23	24/04/2023	0.234	0.228	0.234	0.228	0.231	14500@0.222	50@0.228	---	---	65,900	27	15,248.30	51,431.76	0.177	0.248	40501015
312,163	0.300	---	---	---	02/07/2008	28/02/2011	4959	ANEK LINES SA (PR, Issue '90)	0.072	---	↘	0.072	24/04/2023	---	---	---	---	---	55000@0.086	---	---	---	---	---	---	51,431.76	0.072	0.086	40501015
2,969,713	0.300	---	---	---	02/07/2008	28/02/2011	4958	ANEK LINES SA (PR, Issue '96)	0.304	---	↘	0.304	24/04/2023	---	---	---	---	---	1000@0.244	450@0.364	---	---	---	---	---	51,431.76	0.173	0.38	40501015
6,330,002	0.300	---	---	---	25/06/2002	15/03/2019	5162	VARVARESSOS (CR)	0.24	---	↘	0.24	24/04/2023	---	---	---	---	---	---	10@0.240	---	2021	---	---	---	1,519.20	0.16	0.25	55101020
17,579,754	4.16	---	---	---	18/08/2006	02/08/2010	---	BIOTER SA (CR)	0.25	---	↘	0.25	24/04/2023	---	---	---	---	---	2500@0.224	529@0.266	---	---	---	---	---	4,394.94	0.21	0.398	50101010
54,654,600	0.050	---	---	---	01/07/1998	30/12/2022	5275	VIS SA (CR)	0.168	-1.18	€	0.17	24/04/2023	0.168	0.168	0.185	0.185	0.168	1953@0.168	1041@0.185	---	2021	4,001	3	672.24	9,181.97	0.149	0.378	50203030
51,754,364	0.300	---	---	---	23/12/2003	24/01/2007	5197	SELECTED TEXT. IND. ASSOC (CR)	0.131	---	↘	0.131	24/04/2023	---	---	---	---	---	350@0.121	113@0.140	---	---	---	---	---	6,779.82	0.11	0.202	55101020
371,337,000	0.300	---	---	---	30/05/2013	01/07/2022	---	INTRALOT (CR)	0.62	-1.59	€	0.63	24/04/2023	0.625	0.62	0.625	0.62	0.621	21296@0.615	2724@0.620	---	---	65,296	29	40,518.02	230,228.94	0.575	0.765	40501020
7,734,375	1.00	---	---	---	09/07/2007	07/01/2011	5266	LIVANIS SA (CR)	0.125	---	↘	0.125	24/04/2023	---	---	---	---	---	1051@0.130	6000@0.140	---	---	---	---	---	966.80	0.12	0.18	40301030
15,842,391	1.51	---	---	---	15/07/2009	12/05/2000	5141	BITROS HOLDING SA (CR)	0.49	0.82	⬇	0.486	24/04/2023	0.49	0.49	0.498	0.49	0.491	396@0.490	1500@0.570	---	---	11,354	15	5,573.46	7,762.77	0.408	0.82	55102010
24,319,250	0.300	---	---	---	09/07/2002	04/07/2007	5165	PROODEFTIKH SA (CR)	0.52	-3.70	€	0.54	24/04/2023	0.45	0.45	0.535	0.52	0.524	3000@0.452	3550@0.520	---	---	1,520	4	796.50	12,646.01	0.4	0.6	50101010
28,438,268	0.070	---	---	---	21/08/2006	24/11/1999	5253	SPIROY AGRICULTURE SA (CR)	0.19	---	↘	0.19	24/04/2023	---	---	---	---	---	3500@0.182	2584@0.228	---	---	---	---	---	5,403.27	0.15	0.23	45102010
766,000	1.00	---	---	---	01/07/2004	11/12/2012	5193	TRIA ALFA SA (CR)	8.5	-5.56	€	9	24/04/2023	8.5	8.5	8.5	8.5	8.5	60@7.20	100@9.00	66.10	2021	145	4	1,232.50	8,520.00	7.6	16.9	55101020
245,000	1.00	---	---	---	19/07/2010	11/12/2012	5194	TRIA ALFA SA (PR)	8.2	-16.33	€	9.8	24/04/2023	8.2	8.2	8.2	8.2	8.2	2@8.20	250@10.00	63.77	2021	253	8	2,074.60	8,520.00	3.8	12.6	55101020

Suspension Status

66,948,210	0.300	---	---	---	22/09/2015	22/09/2015	5179	FOLLI FOLLIE (CR)	4.8	---	↘	4.8	24/05/2018	---	---	---	---	---	---	---	---	---	---	---	---	---	321,351.41	4.8	4.8	40401030
12,417,000	0.310	---	---	---	27/08/2019	28/08/2017	5233	MLS MULTIMEDIA SA (CR)	0.57	---	↘	0.57	12/05/2020	---	---	---	---	---	---	---	---	---	---	---	---	---	7,077.69	0.57	0.57	10101015

Number of Outstanding Securities	Nominal Value	Dividends [1]			Date of Last Coupon		Note	Shares	Closing price	% change	Previous closing		Open price	Price min	Price max	Last price	Avg price	Last Bid [7]		Last Ask [7]	P/E after tax	Year	Volume	Trades	Transactions Value[8]	Company Mkt Value (thou. €)	Year low	Year high	Sector[4]
		2020	2021	2022	Dividend [2]	Right					price/date	price/date						price/date	price/date										
7,085,888	1.59	---	---	---	02/07/1996	06/09/2010	5216	ELVIEMEK (CR)	2.6	---	↘	2.6	30/09/2019	---	---	---	---	---	---	---	---	---	---	---	---	18,423.31	2.6	2.6	35101010
7,125,216	0.650	---	---	---	01/07/2005	14/12/1999	4955	KRE.KA SA (CR)	0.28	---	↘	0.28	06/04/2023	---	---	---	---	---	---	---	---	---	---	---	---	1,995.06	0.17	0.43	45102010
22,075,665	0.330	0.05	0.1	---	21/06/2022	23/11/2021	---	PLAISIO COMPUTERS SA (CR)	4.58	---	↘	4.58	19/04/2023	---	---	---	---	---	---	---	---	---	---	---	---	101,106.55	4.48	4.6	40401010

Shares' Notes

Code	Note text
()	- Adjusted dividends.
*	- Last adjusted closing price.
[1]	- Net dividends.
[2]	- The "Date of Last Coupon" for New listings refers to the date company's stocks started to trade in Athex
[3]	- The Company Market Value is referred to the number of outstanding shares
[4]	- Sectors codification can be found in Appendix A
[5]	- The Market Value refers to the total number of shares listed (including their several classes) in the exchange by the company.
[6]	- P/E greater than 100
[7]	- Last view of the Order Book before the end of the trading session
[8]	- All Blocks Methods' Transactions Value are included.
4750	- Transfer to the Under Surveillance Category from 8/4/2011.
4955	- Transfer to the Surveillance Category as from 5/4/2013.
4957	- Transfer to the Surveillance Category as from 5/4/2013.
4958	- Transfer to the Surveillance Category as from 5/4/2013.
4959	- Transfer to the Surveillance Category as from 5/4/2013.
5093	- Transfer to the Surveillance Category as of 8/4/2015.
5141	- Transfer to the Surveillance Category as of 10/05/2017.
5160	- Transfer to the Surveillance Category as of 15/04/2016.
5162	- Transfer to the Under Supervision Category as of 21/12/2009.
5165	- Transfer to the Surveillance Category as of 15/02/2018.
5179	- Suspension of trading as of 25/05/2018.
5193	- Transfer to the Surveillance Category as of 25/10/2018.
5194	- Transfer to the Surveillance Category as of 25/10/2018.
5197	- Transfer to the Surveillance Category as of 07/11/2018.
5216	- Suspension of trading as of 01/10/2019.
5232	- Transfer to the Under Surveillance Category from 08/04/2011.
5233	- Suspension of trading as of 13/05/2020.
5248	- Transfer to the Surveillance Category as of 06/09/20116.
5253	- Transfer to the Surveillance Category as of 14/5/2021.
5266	- Suspension of trading as of 04/05/2022.
5275	- Transfer to the Surveillance Category as of 09/07/2020.

Securities Blocks Details

Securities	Block Volume	Price	Block Trade Value	Time of approval	Note
EUROBANK HOLDINGS (CR)	500,000	1.33	665,000.00	10:50:55	20
NATIONAL BANK (CR)	150,000	4.74	710,250.00	11:06:17	20
JUMBO SA (CR)	31,052	21.24	659,544.48	11:25:04	20
PPC (CR)	3,000	8.18	24,540.00	12:04:50	18
EUROBANK HOLDINGS (CR)	300,000	1.33	399,000.00	13:59:21	20
EUROBANK HOLDINGS (CR)	5,000,000	1.33	6,630,000.00	17:11:24	20
PPC (CR)	300,000	8.01	2,403,000.00	17:11:46	20

Blocks Notes

- 9 - Method 6-1 / Special Fees
- 10 - Method 6-1 / Special Fees, SDS
- 14 - Method 6-3 / Settlement, Incomplete Buy and Sell
- 18 - Method 6-2 / SPOT 1
- 19 - Method 6-2 / SPOT 2
- 20 - Method 6-1 and Method 6-1 Same Day Settlement
- 21 - Other Pre-agreed

Shares Rights Details

Occured date	Exercise from	Exercise until	Trading until	Rights	Price min	Price max	Closing price	Last Bid	Last Ask	Volume	Trades	Transactions Value
-----------------	------------------	-------------------	------------------	--------	--------------	--------------	------------------	----------	----------	--------	--------	-----------------------

No Rights Transactions.

Forced Sales Details

Securities	Category of Security	Transactions Volume	Number of Trades	Transactions Value	Note
No Forced Transactions.					

Forced Sales Notes

- 1 - Compulsory Public Forced Sales
- 2 - Forced Sales of Fixed Registered Shares
- 3 - Forced Sales of Remaining Fractional Shares

Exchange Traded Funds (ETFs) Characteristics

	Transactions Date (T)	Creation / Redemption	Units (T-1)	New Units (T-1)	Redemption Units (T-1)	Units (T) [1]	Fund Assets [2]	Net Unit Price	Dividend per Unit	Dividend Date
ALPHA ETF FTSE Athex Large Cap	25/04/2023	5,000	906,928	---	---	906,928	24,498,580.00	27.0127	0.52	01/07/2022

ETFs Notes

[1] - Units (T) = Units (T-1) + New Units (T-1) - Redemption Units (T-1)

[2] - The Creation / Redemption Units of T-1 are included.

Non Convertible Corporate Bonds - Regulated Market

Num Listed Bonds	Nominal price	Issue price	Today's Rate	Exp. Date	Duration (years)	Note	Coupon		Trading Unit	Corporate Bonds	Accrued Int.	Yield.T.Mat	Price min	Price max	Closing price	Previous closing price/date	Volume	Transactions Value	Last order		ear min	Year max		
							Common	Preffered											Price	Buy / Sell			Date	
100,000	1,000.00	1,000.00	2.95	11/02/2027	5	---	3	---	1	SAFE BULKERS PARTICIPATIONS PLC (Non Convertible)	5.9819	5.6030	90.9499	90.9499	90.9499	90.4220	24/04/2023	1,000	915.48	90.5500	B	25/04/2023	89.9269	96.3000
320,000	1,000.00	1,000.00	3.40	21/07/2027	7	---	6	---	1	LAMDA DEVELOPMENT S.A. (Non Convertible)	8.8778	4.9320	92.9000	93.5000	92.9000	93.4330	24/04/2023	31,000	29,114.21	92.4100	B	25/04/2023	91.4671	95.5000
200,000	1,000.00	1,000.00	2.10	27/10/2027	7	---	5	---	1	O.P.A.P. S.A. (Non Convertible)	---	3.6930	92.3000	93.5000	93.0000	92.6000	24/04/2023	57,000	53,199.07	92.4500	B	25/04/2023	91.9800	95.4000
200,000	1,000.00	1,000.00	1.90	23/03/2028	7	---	5	---	1	MOTOR OIL CORINTH REFINERIES SA (Non Convertible)	1.8472	4.4150	88.6200	89.0000	89.0000	88.6820	24/04/2023	21,000	18,694.59	88.7000	B	25/04/2023	87.5500	90.5000
100,000	1,000.00	1,000.00	2.70	25/05/2026	5	---	4	---	1	COSTAMARE PARTICIPATIONS PLC (Non Convertible)	11.4750	4.6160	94.1000	94.7996	94.1000	94.5280	24/04/2023	3,000	2,864.42	94.0000	B	25/04/2023	92.1400	97.0000
300,000	1,000.00	1,000.00	2.30	20/07/2028	7	---	4	---	1	PRODEA REIC S.A.(Non Convertible)	6.1972	5.9230	83.2510	85.3499	84.3700	84.2340	24/04/2023	19,000	16,087.46	84.0000	B	25/04/2023	82.0100	85.8000
150,000	1,000.00	1,000.00	2.65	22/10/2026	5	---	4	---	1	CPLP SHIPPING HOLDINGS PLC (Non Convertible)	0.2208	4.1950	94.2500	95.2500	94.7072	94.9760	24/04/2023	60,000	56,837.57	94.6000	B	25/04/2023	92.5500	96.0000
250,000	1,000.00	1,000.00	2.45	16/11/2028	7	---	3	---	1	ELVALHALCOR S.A. (Non Convertible)	11.0250	5.0000	86.7564	88.1199	87.9863	87.9000	24/04/2023	68,000	60,080.15	87.3020	B	25/04/2023	85.6375	91.0000
500,000	1,000.00	1,000.00	2.75	03/07/2027	7	---	6	---	1	GEK TERNA S.A. (Non Convertible)	8.7083	5.3040	89.0000	89.9500	89.7000	89.3500	24/04/2023	68,000	61,390.19	89.4500	B	25/04/2023	86.8000	91.0000
300,000	1,000.00	1,000.00	2.30	14/12/2028	7	---	3	---	1	GEK TERNA S.A. (Non Convertible)	8.5611	5.7390	83.9000	84.6500	84.4000	84.4840	24/04/2023	24,000	20,385.47	84.3500	B	25/04/2023	82.1339	87.4500
20,148	1,000.00	1,000.00	4.95	26/06/2023	5	---	10	---	1	B&F COMM. & GARM. INDUS. S.A. (Non Convertible)	16.6375	7.2960	---	---	---	99.3000	21/04/2023	---	---	96.0000	B	25/04/2023	99.0571	100.6899
230,000	1,000.00	1,000.00	4.70	12/07/2029	7	---	2	---	1	LAMDA DEVELOPMENT S.A. (Non convertible)	13.7083	4.6650	99.0200	99.4500	99.3190	99.4300	24/04/2023	10,000	10,068.98	99.0200	B	25/04/2023	94.9889	101.0000
100,000	1,000.00	1,000.00	4.40	26/07/2029	7	---	2	---	1	CPLP SHIPPING HOLDINGS PLC (Non Convertible)	11.1222	4.3940	99.3000	99.3000	99.3000	99.0500	24/04/2023	8,000	8,032.98	99.3000	B	25/04/2023	97.2369	100.8000
200,000	1,000.00	1,000.00	3.60	12/03/2026	7	---	9	---	1	AEGEAN AIRLINES S.A. (Non Convertible)	4.5000	3.8000	96.5300	97.9699	97.9699	97.9780	24/04/2023	51,000	49,634.63	96.5980	B	25/04/2023	95.6301	98.6000
150,000	1,000.00	1,000.00	2.60	22/10/2026	7	---	8	---	1	TERNA ENERGY FINANCE S.A. (Non Convertible)	0.2167	4.1260	93.9999	94.7988	94.1000	93.0210	24/04/2023	38,000	35,825.06	94.1000	B	25/04/2023	92.5000	95.7400
100,000	1,000.00	1,000.00	2.80	25/01/2027	5	---	3	---	1	PREMIA S.A. (Non Convertible)	7.1556	6.2880	---	---	---	88.6000	21/04/2023	---	---	88.6000	B	25/04/2023	87.6862	92.5100
175,000	1,000.00	1,000.00	3.40	26/07/2024	5	---	8	---	1	ATTICA HOLDINGS S.A. (Non Convertible)	8.5944	4.3720	---	---	---	98.1470	21/04/2023	---	---	97.6501	B	25/04/2023	96.6179	98.5000
120,000	1,000.00	1,000.00	3.95	04/04/2025	7	---	11	---	1	GEK TERNA S.A. (Non Convertible)	2.5236	3.5350	---	---	---	99.4450	24/04/2023	---	---	97.5500	B	25/04/2023	97.5523	99.8000

Corporate Bonds Notes

Transactions Volume = (Pieces) * (Nominal Price). Transactions Value = (Pieces) * (Nominal Price) * (price %) + (Accrued interest).
The price of a Bond is stated as a percentage (%) of Bond's Nominal Price.
Nominal Price in Euros (€), except if it is noted differently.

Non Convertible Corporate Bonds - Regulated Market

Num Listed Bonds	Nominal price	Issue price	Today's Rate	Exp. Date	Duration (years)	Note	Coupon		Trading Unit	Corporate Bonds	Accrued Int.	Yield.T.Mat	Price min	Price max	Closing price	Previous closing price/date	Volume	Transactions Value	Last order		ear min	Year max		
							Common	Preffered											Price	Buy / Sell			Date	
90,000	1,000.00	1,000.00	3.00	11/05/2023	5	---	10	---	1	CORAL A.E. (Non Convertible)	13.9167	20.3580	---	---	---	99.1000	20/04/2023	---	---	99.3000	B	25/04/2023	98.8101	100.2000
120,000	1,000.00	1,000.00	2.65	06/12/2028	7	---	3	---	1	NOVAL PROPERTY REIC (Non Convertible)	10.4528	5.1970	87.8500	88.0000	87.9490	87.9500	24/04/2023	54,000	48,031.66	87.8980	B	25/04/2023	84.3700	90.8700

Corporate Bonds Notes

Transactions Volume = (Pieces) * (Nominal Price). Transactions Value = (Pieces) * (Nominal Price) * (price %) + (Accrued interest).
The price of a Bond is stated as a percentage (%) of Bond's Nominal Price.
Nominal Price in Euros (€), except if it is noted differently.

Government Bonds

Number Listed Bonds	Nominal price	Today's Rate	Accrued Interest Calc	Exp. Date [1]	Duration (years)	Note	Coupons Date	Curr. coupon value	Trading Unit	Government Bonds	Price min	Price max	Closing price	Previous closing price/date	Volume	Transactions Value	Price	Last order Buy / Sell	Date
4,500,000	1,000.00	1.88	Actual/Actual	04/02/2035	15	---	04/02	1.88	1	GGB-FXD-040235-15Y-1.875-1.000	---	---	---	---	---	---	---	---	---
2,500,000	1,000.00	3.45	Actual/Actual	02/04/2024	5	---	02/04	3.45	1	GGB-FXD-020424-05Y-3.450-1.000	---	---	---	---	---	---	---	---	---
6,000,000	1,000.00	0.75	Actual/Actual	18/06/2031	10	---	18/06	0.75	1	GGB-FXD-180631-10Y-0.750-1.000	---	---	---	---	---	---	---	---	---
2,500,000	1,000.00	3.88	Actual/Actual	15/06/2028	5	---	15/06	3.88	1	GGB-FXD-150628-05Y-3.875-1.000	---	---	---	---	---	---	---	---	---
5,962,747,327	1.00	3.75	Actual/Actual	30/01/2028	10	---	/02 - 01/02 - 31/	3.75	1	GGB-FXD-300128-10Y-3.750-1.00	---	---	---	85.4610 13/07/2018	---	---	1.0000	B	28/11/2018
7,067,309,386	1.00	3.90	Actual/Actual	30/01/2033	15	---	/02 - 01/02 - 31/	3.90	1	GGB-FXD-300133-15Y-3.900-1.00	---	---	---	78.6730 13/07/2018	---	---	1.0000	B	28/11/2018
5,472,848,349	1.00	4.00	Actual/Actual	30/01/2037	19	---	/02 - 01/02 - 31/	4.00	1	GGB-FXD-300137-19Y-4.000-1.00	---	---	---	77.0370 13/07/2018	---	---	1.0000	B	28/11/2018
5,276,770,669	1.00	4.20	Actual/Actual	30/01/2042	24	---	/02 - 01/02 - 31/	4.20	1	GGB-FXD-300142-24Y-4.200-1.00	---	---	---	77.7640 13/07/2018	---	---	1.0000	B	28/11/2018
48,794,718	1.00	4.30	Actual/Actual	24/02/2024	12	---	24/02	4.30	1	GGB-FXD-240224-12Y-2.000-1.00	---	---	---	10.0000 22/06/2015	---	---	---	---	---
40,248,141	1.00	4.30	Actual/Actual	24/02/2025	13	---	24/02	4.30	1	GGB-FXD-240225-13Y-2.000-1.00	---	---	---	10.0000 22/06/2015	---	---	---	---	---
59,586,043	1.00	4.30	Actual/Actual	24/02/2026	14	---	24/02	4.30	1	GGB-FXD-240226-14Y-2.000-1.00	---	---	---	10.0000 22/06/2015	---	---	---	---	---
41,118,344	1.00	4.30	Actual/Actual	24/02/2027	15	---	24/02	4.30	1	GGB-FXD-240227-15Y-2.000-1.00	---	---	---	10.0000 22/06/2015	---	---	---	---	---
45,137,734	1.00	4.30	Actual/Actual	24/02/2028	16	---	24/02	4.30	1	GGB-FXD-240228-16Y-2.000-1.00	---	---	---	10.0000 22/06/2015	---	---	---	---	---
61,768,888	1.00	4.30	Actual/Actual	24/02/2029	17	---	24/02	4.30	1	GGB-FXD-240229-17Y-2.000-1.00	---	---	---	10.0000 22/06/2015	---	---	---	---	---
54,567,744	1.00	4.30	Actual/Actual	24/02/2030	18	---	24/02	4.30	1	GGB-FXD-240230-18Y-2.000-1.00	---	---	---	10.0000 22/06/2015	---	---	---	---	---
37,541,515	1.00	4.30	Actual/Actual	24/02/2031	19	---	24/02	4.30	1	GGB-FXD-240231-19Y-2.000-1.00	---	---	---	10.0000 22/06/2015	---	---	---	---	---
37,558,317	1.00	4.30	Actual/Actual	24/02/2032	20	---	24/02	4.30	1	GGB-FXD-240232-20Y-2.000-1.00	---	---	---	10.0000 22/06/2015	---	---	---	---	---
37,473,732	1.00	4.30	Actual/Actual	24/02/2033	21	---	24/02	4.30	1	GGB-FXD-240233-21Y-2.000-1.00	---	---	---	10.0000 22/06/2015	---	---	---	---	---
33,888,293	1.00	4.30	Actual/Actual	24/02/2034	22	---	24/02	4.30	1	GGB-FXD-240234-22Y-2.000-1.00	---	---	---	10.0000 22/06/2015	---	---	---	---	---
35,177,800	1.00	4.30	Actual/Actual	24/02/2035	23	---	24/02	4.30	1	GGB-FXD-240235-23Y-2.000-1.00	---	---	---	10.0000 22/06/2015	---	---	---	---	---
35,547,268	1.00	4.30	Actual/Actual	24/02/2036	24	---	24/02	4.30	1	GGB-FXD-240236-24Y-2.000-1.00	---	---	---	10.0000 22/06/2015	---	---	---	---	---
40,246,306	1.00	4.30	Actual/Actual	24/02/2037	25	---	24/02	4.30	1	GGB-FXD-240237-25Y-2.000-1.00	---	---	---	10.0000 22/06/2015	---	---	---	---	---
37,643,952	1.00	4.30	Actual/Actual	24/02/2038	26	---	24/02	4.30	1	GGB-FXD-240238-26Y-2.000-1.00	---	---	---	10.0000 22/06/2015	---	---	---	---	---
36,977,100	1.00	4.30	Actual/Actual	24/02/2039	27	---	24/02	4.30	1	GGB-FXD-240239-27Y-2.000-1.00	---	---	---	10.0000 22/06/2015	---	---	---	---	---
41,615,000	1.00	4.30	Actual/Actual	24/02/2040	28	---	24/02	4.30	1	GGB-FXD-240240-28Y-2.000-1.00	---	---	---	10.0000 22/06/2015	---	---	---	---	---
42,227,208	1.00	4.30	Actual/Actual	24/02/2041	29	---	24/02	4.30	1	GGB-FXD-240241-29Y-2.000-1.00	---	---	---	10.0000 22/06/2015	---	---	---	---	---
68,288,487	1.00	4.30	Actual/Actual	24/02/2042	30	---	24/02	4.30	1	GGB-FXD-240242-30Y-2.000-1.00	---	---	---	10.0000 22/06/2015	---	---	---	---	---
4,000,000	1,000.00	3.88	Actual/Actual	12/03/2029	10	---	12/03	3.88	1	GGB-FXD-120329-10Y-3.875-1.000	---	---	---	---	---	---	100.0000	B	15/10/2019
4,500,000	1,000.00	0.00	Actual/Actual	12/02/2026	5	---	12/02	0.00	1	GGB-FXD-120226-05Y-0.000-1.000	---	---	---	---	---	---	---	---	---
3,000,000	1,000.00	3.38	Actual/Actual	15/02/2025	7	---	15/02	3.38	1	GGB-FXD-150225-07Y-3.375-1.000	---	---	---	---	---	---	---	---	---
964,000	1,000.00	3.25	Actual/Actual	20/03/2025	6	---	20/03	3.25	1	GGB-FXD-200325-06Y-3.250-1.000	---	---	---	---	---	---	---	---	---
2,100,000	1,000.00	3.55	Actual/Actual	20/03/2026	7	---	20/03	3.55	1	GGB-FXD-200326-07Y-3.550-1.000	---	---	---	---	---	---	---	---	---
40,000	1,000.00	2.18	FLR Actual/360	16/09/2023	1	---	16/03 - 16/09	---	1	GGB-FLT-160923-01Y-2.178-1.000	---	---	---	---	---	---	---	---	---
5,500,000	1,000.00	1.50	Actual/Actual	18/06/2030	10	---	18/06	1.50	1	GGB-FXD-180630-10Y-1.500-1.000	---	---	---	---	---	---	---	---	---

Government Bonds Notes

Transactions Volume = (Pieces) * (Nominal Price). Transactions Value = (Pieces) * (Nominal Price) * (price %) + (Accrued interest).
The Value of current coupon for the issues with NV 0.01 euro refers to NV 100 euros
FLR: Floating Interest Rate.
[1] - The Expiration Date of the interest bearing period and the Date for coupon payment.

Government Bonds

Number Listed Bonds	Nominal price	Today's Rate	Accrued Interest Calc	Exp. Date [1]	Duration (years)	Note	Coupons Date	Curr. coupon value	Trading Unit	Government Bonds	Price min	Price max	Closing price	Previous closing price/date	Volume	Transactions Value	Price	Last order Buy / Sell	Date
5,364,250	1,000.00	3.25	Actual/Actual	20/03/2050	30	---	20/03	3.25	1	GGB-FXD-200350-30Y-3.250-1.000	---	---	---	---	---	---	---	---	---
3,924,361	1,000.00	2.00	Actual/Actual	22/04/2027	7	---	22/04	2.00	1	GGB-FXD-220427-07Y-2.000-1.000	---	---	---	---	---	---	99.9000	B	22/04/2020
2,500,000	1,000.00	1.88	Actual/Actual	23/07/2026	7	---	23/07	1.88	1	GGB-FXD-230726-07Y-1.875-1.000	---	---	---	---	---	---	---	---	---
3,500,000	1,000.00	4.25	Actual/Actual	15/06/2033	10	---	15/06	4.25	1	GGB-FXD-150633-10Y-4.250-1.000	---	---	---	---	---	---	---	---	---
3,500,000	1,000.00	1.88	Actual/Actual	24/01/2052	30	---	24/01	1.88	1	GGB-FXD-240152-30Y-1.875-1.000	---	---	---	---	---	---	---	---	---
3,700,000	1,000.00	1.75	Actual/Actual	18/06/2032	10	---	18/06	1.75	1	GGB-FXD-180632-10Y-1.750-1.000	---	---	---	---	---	---	---	---	---
2,200,000	1,000.00	1.13	FLR Actual/360	15/12/2027	5	---	- 15/12 - 15/03 -	---	1	GGB-FLT-151227-05Y-1.130-1.000	---	---	---	---	---	---	102.1600	B	30/12/2022

Government Bonds Notes

Transactions Volume = (Pieces) * (Nominal Price). Transactions Value = (Pieces) * (Nominal Price) * (price %) + (Accrued interest).
The Value of current coupon for the issues with NV 0.01 euro refers to NV 100 euros
FLR: Floating Interest Rate.
[1] - The Expiration Date of the interest bearing period and the Date for coupon payment.

Treasury Bills & Zero Coupon Government Bonds

	13-Week Maturity								26-Week Maturity								52-Week Maturity										
Issue Date	Exp. Date	Initial Rate	Num Listed Bonds	Nominal price	Issue price	Last Trade Price	Last Trade Date	Volume Traded	Note	Exp. Date	Initial Rate	Num Listed Bonds	Nominal price	Issue price	Last Trade Price	Last Trade Date	Volume Traded	Note	Exp. Date	Initial Rate	Num Listed Bonds	Nominal price	Issue price	Last Trade Price	Last Trade Date	Volume Traded	Note
10/06/2022	---	---	---	---	---	---	---	---	---	---	---	---	---	---	---	---	---	---	09/06/2023	0.83	1,600,000	1,000.00	991.68	---	---	---	---
09/09/2022	---	---	---	---	---	---	---	---	---	---	---	---	---	---	---	---	---	---	08/09/2023	1.97	1,000,000	1,000.00	980.47	---	---	---	---
09/12/2022	---	---	---	---	---	---	---	---	---	---	---	---	---	---	---	---	---	---	08/12/2023	2.73	600,000	1,000.00	973.10	---	---	---	---
10/03/2023	---	---	---	---	---	---	---	---	---	---	---	---	---	---	---	---	---	---	08/03/2024	3.75	1,000,000	1,000.00	963.46	---	---	---	---

Bonds in Circulation	Currency / Min nominal traded Value	Coupons Payment Date	Current Coupon Value	Note	Coupon	Trading Unit	Issue Date	Duration (years)	Today's Interest	A.I.C in days	Bonds	Last price of previous days		Last Outcry in Cash (euro)			Trades in	Life	Life
													Price	Buy / Sell	Date	Pieces	min	Max	
Corporate Bonds in Foreign Currency and Euro																			
103,746	GBP / 10	01/12	0.25	---	64	1	01/12/1930	98	2.5	360	National Mortgage Bank	2.27	05/02/1996	2.27	S	05/02/1996	---	2.27	2.27
0	GBP / 10	01/12	0.25	---	66	1	01/12/1928	100	2.5	360	National Mortgage Bank	---	---	---	---	---	---	---	---

Government Bonds Notes

A.I.C: Accrued Interest Calculation base.
FLR: Floating Interest Rate.
The minimum tradeable Nominal Value for all Demeterialised Government Titles is 100 Euros.
(μτφρ-0)

Athex & ATHEXClear Members List

Member Name			Stock Market			Derivatives Market		ATHEXClear Member	
Address	Phone	Fax	Market Member	Remote Member	Market Maker	Proprietary	Market Maker	General Clearing	Direct Clearing
A. SARRIS SECURITIES S.A.			a						
6, ΔΡΑΓΑΤΣΑΝΙΟΥ 6 ATHINA	2103367700								
AEONIC SECURITIES C.I.F. P.L.C.			a						
, ΛΑΪΟΥ 6, ΓΡ. 301B, ANNA COURT	35725337600								
ALPHA BANK S.A.								a	
, ΣΤΑΔΙΟΥ 40 ATHINA	2103260000								
ALPHA FINANCE INVESTMENT SERVICES SINGLE MEMBER SA			a		a	a	a		a
5, ΠΑΝΕΠΙΣΤΗΜΙΟΥ 45 ATHINA	2103677400								
ARGUS STOCKBROKERS LTD			a	a		a			
25 , 25 ΛΕΩΦΟΡΟΣ ΔΗΜΟΣΘΕΝΗ ΣΕΒΕΡΗ	0035722717000								
ATLANTIC SECURITIES LTD			a	a					
37, ΠΡΟΔΡΟΜΟΥ 37	0035722445400								
AXON SECURITIES S.A.			a			a			
48, ΣΤΑΔΙΟΥ 48 ATHINA	2103363800								
BETA SECURITIES S.A.			a		a	a			a
29 , Λ.ΑΛΕΞΑΝΔΡΑΣ 29 ATHINA	2106478930								
BNP PARIBAS S.A.								a	
, ΛΑΜΨΑΚΟΥ 2 ATHINA	2107468525								
BOFA SECURITIES EUROPE SA			a	a					
, 112 AVENUE KL?BER 75116	+33 153655555								
CAPITAL SECURITIES S.A.			a			a			
58, ΜΗΤΡΟΠΟΛΕΩΣ 58 ATHINA	2103369700								
CITIGROUP GLOBAL MARKETS EUROPE AG			a	a					
16, REUTERWEG 16	+49 691366-0								
CITIGROUP GLOBAL MARKETS LIMITED			a						
1, 33 CANADA SQUARE -CANARY WHARF	+44 02079864000								
CREDIT SUISSE BANK (EUROPE), S.A.			a	a					
, CALLE AYALA 42, 3A PLANTA-B MADRID	+34917916000								
CREDIT SUISSE SECURITIES (EUROPE) LIMITED			a						
1 , ONE CABOT SQUARE LONDON	+44 2078888888								
CYCLOS SECURITIES S.A.			a			a			
39, ΧΑΡΙΛΑΟΥ ΤΡΙΚΟΥΠΗ 6-8-10 ATHINA	2103364300								
DEUTSCHE BANK S.A.				a					
1 , GREAT WINCHESTER STREET LONDON	+44 20 754 54209	00441133361437							
EUROBANK EQUITIES INVESTMENT FIRM SINGLE MEMBER SA			a		a	a	a		a
, ΦΙΛΕΛΛΗΝΩΝ 10 & ΞΕΝΟΦΩΝΤΟΣ 13 ATHINA	2103720425								
EUROBANK S.A.								a	
, ΟΘΩΝΟΣ 8 ATHINA	2103337000								
EUROCORP INVESTMENT SERVICES S.A.			a			a			a
14, ΠΛ.ΦΙΛΙΚΗΣ ΕΤΑΙΡΕΙΑΣ 14 ATHINA	2107263600								
EUOTRUST INVESTMENT FIRM SA			a						
113, ΣΕΒΑΣΤΟΥΠΟΛΕΩΣ 113 ATHINA	2103363100								
EUROXX SECURITIES S.A.			a		a	a	a		a
7, ΠΑΛΑΙΟΛΟΓΟΥ ΧΑΛΑΝΔΡΙ	(210)-6879400	(210)-6879401							
7, PALEOLOGOU CHALANDRI	+30 2106879400	210-6879401							
FREEDOM FINANCE EUROPE LTD				a					
, ΧΡΙΣΤΑΚΗ ΚΡΑΝΟΥ 20	035725257786								
G. A. PERVANAS SECURITIES- INVESTMENT SERVICES S.A.			a						
7-9, ΣΟΦΟΚΛΕΟΥΣ 7-9 ATHINA	2103727200								
GLOBAL CAPITAL SECURITIES & FINANCIAL SERVICES LTD			a	a					
50, Λ.ΑΡΧΙΕΠΙΣΚΟΠΟΥ ΜΑΚΑΡΙΟΥ Γ'50	0035722710710								
GREENPOST TRADING EUROPE LTD				a					
, KIMONOS 3, ACROPOLIS MANSIONS, 2ND FLOOR, FLAT/OFFICE 202	035722521389								
HELLENIC AMERICAN SECURITIES S.A.			a		a	a			a
27, ΑΝΔΡΕΑ ΠΑΠΑΝΔΡΕΟΥ 27 MAROUSI	2103311100								
HELLENIC BANK (INVESTMENTS) LTD				a					
, AVE.KYRIAKOU MATSI 31 - PO BOX 24747 NICOSIA	+357 22500100	357 22500110							
HSBC CONTINENTAL EUROPE								a	
109-111, Λ.ΜΕΣΟΓΕΙΩΝ 109-111	2106960000								
INDEX SECURITIES S.A.			a						
6, ΔΡΑΓΑΤΣΑΝΙΟΥ 6 ATHINA	2103213920								
J. CHR. MAVRIKIS SECURITIES S.A.			a						
5, ΣΟΦΟΚΛΕΟΥΣ 5 ATHINA	2103216730								

Athex & ATHEXClear Members List

Member Name			Stock Market			Derivatives Market		ATHEXClear Member	
Address	Phone	Fax	Market Member	Remote Member	Market Maker	Proprietary	Market Maker	General Clearing	Direct Clearing
KAPPA SECURITIES S.A.			a			a			
15, ΒΑΛΛΑΡΙΤΟΥ 15 ATHINA	2103678600								
KARAMANOF SECURITIES & INVESTMENT SERVICES S.A.			a						
2, ΠΛ.ΑΓ.ΘΕΟΔΩΡΩΝ 2 ATHINA	2103212947								
LAIKI FINANCIAL SERVICES LTD				a					
26, AVE. VYRONOS NICOSIA	357 22367367	357 22718567							
LEON DEPOLAS SECURITIES S.A.			a		a	a			
1, ΧΡΗΣΤΟΥ ΛΑΔΑ 1 ATHINA	2103213276 -28								
MEGA EQUITY SECURITIES & FINANCIAL SERVICES PUBLIC LTD			a	a		a			
42-44, ΛΕΩΦ.ΓΡΙΒΑΔΙΓΕΝΗ 42-44	0035722711711								
MERIT SECURITIES S.A			a		a	a			a
5, ΣΟΦΟΚΛΕΟΥΣ 5 ATHINA	2103671880								
MERRILL LYNCH INTERNATIONAL			a						
2 , 2 KING EDWARD STREET LONDON	+44 20276281000								
N. CHRYSOCHOIDIS SECURITIES S.A.			a			a			a
7-9, ΣΟΦΟΚΛΕΟΥΣ 7-9 ATHINA	2103213913								
NATIONAL BANK OF GREECE S.A.			a			a		a	
86, ΑΙΟΛΟΥ STR. ATHINA	(210)-3341000	(210)-3228187							
68, ΑΚΑΔΙΜΙΑΣ STR. ATHINA	(210)-3328817	(210)-3328678							
NATIONAL SECURITIES SINGLE MEMBER SA			a		a	a	a		
66, ΛΕΩΦΟΡΟΣ ΑΘΗΝΩΝ 128-132 & ΙΦΙΓΕΝΙΑΣ ATHINA	2103328784								
NUNTIVS BROKERAGE AND INVESTMENT SERVICES S.A			a						
6, ΔΡΑΓΑΤΣΑΝΙΟΥ 6 ATHINA	2103350599								
ONE PLUS CAPITAL LIMITED			a	a					
, 75 PRODROMOU AVENUE NICOSIA 1307	35722873760								
OPTIMA BANK S.A.			a		a	a	a	a	
32 , ΑΙΓΙΑΛΕΙΑΣ 32 & ΠΑΡΑΔΕΙΣΟΥ MAROUSI	2108173663								
PANTELAKIS SECURITIES S.A.			a		a	a	a		
57, ΕΘΝΙΚΗΣ ΑΝΤΙΣΤΑΣΕΩΣ 57, ΚΤΙΡΙΟ Β CHALANDRI	2106965000								
PEGASUS SECURITIES S.A			a			a			
17 , ΒΑΛΛΑΡΙΤΟΥ 17 & ΑΜΕΡΙΚΗΣ ATHINA	2103670700								
PIRAEUS BANK S.A.			a			a		a	
, ΑΜΕΡΙΚΗΣ 4 ATHINA	2103335000								
PIRAEUS SECURITIES S. A.			a		a	a	a		a
10, ΣΤΑΔΙΟΥ 10 ATHINA	2103354100								
PROCHOICE SECURITIES LTD			a	a					
57, ΛΕΩΦ.ΣΠΥΡΟΥ ΚΥΠΡΙΑΝΟΥ 57, ΑΚΙΝΗΤΑ Φ	035724661192								
SHARELINK SECURITIES & FINANCIAL SERVICES LTD			a			a			
6 , HOUSE-ΘΕΟΤΟΚΗ 6 ΜΕΓΑΡΟ ΕΛΛΗΝΑ	+357 22554200								
SOCIETE GENERALE S.A.			a	a		a			
, 17 COURS VALMY, CEDEX	+157290504								
SOLIDUS SECURITIES S.A			a			a			a
64, ΛΟΥΙΖΗΣ ΠΙΑΝΚΟΥΡ 64 ATHINA	2106900600								
ST. EM. LAVRENTAKIS SECURITIES S.A.			a			a			
7-9, ΣΟΦΟΚΛΕΟΥΣ 7-9 ATHINA	2103213336								
THE CYPRUS INVESTMENT & & SECURITIES CORPORATION LTD			a	a					
154, ΑΓΙΟΥ ΠΡΟΚΟΠΙΟΥ & ΠΟΣΕΙΔΩΝΟΣ 1	0035722121700								
UBS EUROPE SE			a	a					
, OPERNTURM , BOCKENHEIMER LANDSTRASSE 2-4	496921790								
UBS LIMITED				a					
1 , FINSBURY AVENUE LONDON	+44 2075687135								

List of Stocks under Market Making operations

Securities	Stock Category
Market Maker	Start Market Making
MLS MULTIMEDIA SA (CR)	Suspension Status
PIRAEUS SECURITIES S. A.	01/08/2019
ALPHA ETF FTSE Athex Large Cap	Exchange Traded Funds (ETFs)
ALPHA FINANCE INVESTMENT SERVICES SINGLE MEMBER SA	02/01/1900
NATIONAL SECURITIES SINGLE MEMBER SA	02/01/1900
ADMIE (IPTO) HOLDING S.A. (CR)	Main Market
EUROBANK EQUITIES INVESTMENT FIRM SINGLE MEMBER SA	24/05/2021
HELLENIC AMERICAN SECURITIES S.A.	09/03/2020
PIRAEUS SECURITIES S. A.	29/06/2017
AEGEAN AIRLINES (CR)	Main Market
EUROBANK EQUITIES INVESTMENT FIRM SINGLE MEMBER SA	22/09/2020
ALPHA SERVICES HOLD (CR)	Main Market
ALPHA FINANCE INVESTMENT SERVICES SINGLE MEMBER SA	29/02/2016
EUROBANK EQUITIES INVESTMENT FIRM SINGLE MEMBER SA	22/10/2006
HELLENIC AMERICAN SECURITIES S.A.	25/07/2014
LEON DEPOLAS SECURITIES S.A.	04/01/2016
MERIT SECURITIES S.A	03/09/2012
NATIONAL SECURITIES SINGLE MEMBER SA	02/01/1900
PIRAEUS SECURITIES S. A.	28/05/2009
ALPHA TRUST (CR)	Main Market
EUROBANK EQUITIES INVESTMENT FIRM SINGLE MEMBER SA	06/02/2023
LEON DEPOLAS SECURITIES S.A.	04/01/2021
ANDROMEDA SA (CR)	Main Market
BETA SECURITIES S.A.	15/02/2021
OPTIMA BANK S.A.	03/04/2023
ATTICA BANK S.A. (CR)	Main Market
EUROXX SECURITIES S.A.	22/01/2016
PIRAEUS SECURITIES S. A.	20/09/2017
AUSTRIACARD (CB)	Main Market
BETA SECURITIES S.A.	23/03/2023
AUTOHELLAS SA (CR)	Main Market
ALPHA FINANCE INVESTMENT SERVICES SINGLE MEMBER SA	01/07/2019
EUROXX SECURITIES S.A.	02/07/2018
AVAX S.A. (CR)	Main Market
EUROBANK EQUITIES INVESTMENT FIRM SINGLE MEMBER SA	14/12/2015
PIRAEUS SECURITIES S. A.	01/02/2021
AVE (CR)	Main Market
EUROXX SECURITIES S.A.	05/06/2020
BRIQ PROPERTIES (CR)	Main Market
EUROBANK EQUITIES INVESTMENT FIRM SINGLE MEMBER SA	09/09/2019
LEON DEPOLAS SECURITIES S.A.	22/02/2021
CC HBC AG (CR)	Main Market
BETA SECURITIES S.A.	08/03/2021
NATIONAL SECURITIES SINGLE MEMBER SA	02/01/1900
PIRAEUS SECURITIES S. A.	04/05/2015
CENERGY HOLDINGS (CB)	Main Market
ALPHA FINANCE INVESTMENT SERVICES SINGLE MEMBER SA	02/01/2016
EUROBANK EQUITIES INVESTMENT FIRM SINGLE MEMBER SA	02/01/2016
OPTIMA BANK S.A.	14/03/2022
PANTELAKIS SECURITIES S.A.	27/12/2022
CNL CAPITAL (CR)	Main Market
MERIT SECURITIES S.A	01/10/2018
DIMAND (CR)	Main Market
ALPHA FINANCE INVESTMENT SERVICES SINGLE MEMBER SA	08/08/2022
EUROBANK EQUITIES INVESTMENT FIRM SINGLE MEMBER SA	08/08/2022
EKTER SA (CR)	Main Market
BETA SECURITIES S.A.	26/09/2022
EUROBANK EQUITIES INVESTMENT FIRM SINGLE MEMBER SA	16/10/2017
LEON DEPOLAS SECURITIES S.A.	21/05/2018
ELASTRON (CR)	Main Market
LEON DEPOLAS SECURITIES S.A.	20/02/2017
ELLAKTOR (CR)	Main Market
ALPHA FINANCE INVESTMENT SERVICES SINGLE MEMBER SA	18/03/2019
EUROBANK EQUITIES INVESTMENT FIRM SINGLE MEMBER SA	01/06/2012
EUROXX SECURITIES S.A.	24/09/2018
NATIONAL SECURITIES SINGLE MEMBER SA	02/01/1900
PIRAEUS SECURITIES S. A.	22/10/2018

List of Stocks under Market Making operations

Securities	Stock Category
Market Maker	Start Market Making
ELTON SA (CR)	Main Market
BETA SECURITIES S.A.	03/09/2012
EUROBANK EQUITIES INVESTMENT FIRM SINGLE MEMBER SA	28/11/2022
OPTIMA BANK S.A.	30/01/2023
ELVALHALCOR (CR)	Main Market
ALPHA FINANCE INVESTMENT SERVICES SINGLE MEMBER SA	07/05/2018
BETA SECURITIES S.A.	09/01/2023
EUROBANK EQUITIES INVESTMENT FIRM SINGLE MEMBER SA	07/05/2018
ENTERSOFT (CR)	Main Market
ALPHA FINANCE INVESTMENT SERVICES SINGLE MEMBER SA	23/03/2023
EUROBANK EQUITIES INVESTMENT FIRM SINGLE MEMBER SA	22/06/2020
EUROBANK HOLDINGS (CR)	Main Market
ALPHA FINANCE INVESTMENT SERVICES SINGLE MEMBER SA	09/01/2006
EUROBANK EQUITIES INVESTMENT FIRM SINGLE MEMBER SA	01/06/2012
HELLENIC AMERICAN SECURITIES S.A.	25/07/2014
LEON DEPOLAS SECURITIES S.A.	30/11/2018
MERIT SECURITIES S.A.	06/11/2017
NATIONAL SECURITIES SINGLE MEMBER SA	02/01/1900
PIRAEUS SECURITIES S. A.	28/09/2009
EUROCONSULTANTS S.A. (CR)	Main Market
OPTIMA BANK S.A.	01/02/2023
EYDAP S.A. (CR)	Main Market
ALPHA FINANCE INVESTMENT SERVICES SINGLE MEMBER SA	27/01/2020
EUROBANK EQUITIES INVESTMENT FIRM SINGLE MEMBER SA	10/06/2019
FOURLIS (CR)	Main Market
EUROBANK EQUITIES INVESTMENT FIRM SINGLE MEMBER SA	01/12/2016
PIRAEUS SECURITIES S. A.	06/03/2017
GEK TERNA (CR)	Main Market
BETA SECURITIES S.A.	08/03/2021
EUROBANK EQUITIES INVESTMENT FIRM SINGLE MEMBER SA	24/05/2021
PIRAEUS SECURITIES S. A.	29/08/2019
GR. SARANTIS S.A. (CR)	Main Market
BETA SECURITIES S.A.	14/05/2012
EUROBANK EQUITIES INVESTMENT FIRM SINGLE MEMBER SA	24/10/2016
HELLENIC EXCHANGES-A.S.E. (CR)	Main Market
HELLENIC AMERICAN SECURITIES S.A.	01/09/2014
NATIONAL SECURITIES SINGLE MEMBER SA	02/01/1900
PIRAEUS SECURITIES S. A.	04/05/2015
HELLENIQ ENERGY (CR)	Main Market
HELLENIC AMERICAN SECURITIES S.A.	14/09/2015
PIRAEUS SECURITIES S. A.	20/03/2017
IDEAL HOLDINGS (CR)	Main Market
EUROBANK EQUITIES INVESTMENT FIRM SINGLE MEMBER SA	07/06/2021
PIRAEUS SECURITIES S. A.	07/06/2021
INTERCONTINENTAL (CR)	Main Market
LEON DEPOLAS SECURITIES S.A.	03/06/2019
INTERLIFE G.C.I.(CR)	Main Market
BETA SECURITIES S.A.	24/10/2022
INTERWOOD-XYLEMPORIA (CR)	Main Market
EUROBANK EQUITIES INVESTMENT FIRM SINGLE MEMBER SA	05/07/2021
PANTELAKIS SECURITIES S.A.	01/07/2021
INTRAKAT (CR)	Main Market
BETA SECURITIES S.A.	04/10/2021
PANTELAKIS SECURITIES S.A.	10/10/2022
JUMBO SA (CR)	Main Market
BETA SECURITIES S.A.	01/02/2021
EUROBANK EQUITIES INVESTMENT FIRM SINGLE MEMBER SA	25/05/2020
MERIT SECURITIES S.A.	06/11/2017
PIRAEUS SECURITIES S. A.	06/03/2017
KLOUKINAS - LAPPAS SA (CR)	Main Market
OPTIMA BANK S.A.	02/01/2023
KRI-KRI S.A. (CR)	Main Market
EUROBANK EQUITIES INVESTMENT FIRM SINGLE MEMBER SA	07/05/2018
LEON DEPOLAS SECURITIES S.A.	16/01/2017
LAMDA DEVELOPMENT SA (CR)	Main Market
EUROBANK EQUITIES INVESTMENT FIRM SINGLE MEMBER SA	08/12/2014
PANTELAKIS SECURITIES S.A.	06/11/2017
PIRAEUS SECURITIES S. A.	29/06/2017

List of Stocks under Market Making operations

Securities	Stock Category
Market Maker	Start Market Making
LAMPSA HOTEL SA (CR)	Main Market
LEON DEPOLAS SECURITIES S.A.	16/01/2017
MIG (CR)	Main Market
EUROBANK EQUITIES INVESTMENT FIRM SINGLE MEMBER SA	23/03/2015
PIRAEUS SECURITIES S. A.	02/02/2009
MOTOR OIL (CR)	Main Market
BETA SECURITIES S.A.	08/03/2021
EUROBANK EQUITIES INVESTMENT FIRM SINGLE MEMBER SA	22/10/2006
LEON DEPOLAS SECURITIES S.A.	01/04/2019
MERIT SECURITIES S.A.	25/02/2019
NATIONAL SECURITIES SINGLE MEMBER SA	02/01/1900
PIRAEUS SECURITIES S. A.	04/05/2015
MPLE KEDROS (CR)	Main Market
MERIT SECURITIES S.A	30/09/2022
MYTILINEOS (CR)	Main Market
ALPHA FINANCE INVESTMENT SERVICES SINGLE MEMBER SA	15/04/2019
BETA SECURITIES S.A.	11/04/2022
EUROBANK EQUITIES INVESTMENT FIRM SINGLE MEMBER SA	20/09/2017
MERIT SECURITIES S.A	25/02/2019
NATIONAL SECURITIES SINGLE MEMBER SA	02/01/1900
PIRAEUS SECURITIES S. A.	04/05/2015
NATIONAL BANK (CR)	Main Market
ALPHA FINANCE INVESTMENT SERVICES SINGLE MEMBER SA	09/01/2006
EUROBANK EQUITIES INVESTMENT FIRM SINGLE MEMBER SA	22/10/2006
HELLENIC AMERICAN SECURITIES S.A.	25/07/2014
LEON DEPOLAS SECURITIES S.A.	20/05/2015
MERIT SECURITIES S.A	03/09/2012
NATIONAL SECURITIES SINGLE MEMBER SA	02/01/1900
PIRAEUS SECURITIES S. A.	08/09/2008
OPAP (CR)	Main Market
ALPHA FINANCE INVESTMENT SERVICES SINGLE MEMBER SA	09/01/2006
BETA SECURITIES S.A.	11/04/2022
EUROBANK EQUITIES INVESTMENT FIRM SINGLE MEMBER SA	22/10/2006
HELLENIC AMERICAN SECURITIES S.A.	25/07/2014
MERIT SECURITIES S.A	20/03/2017
NATIONAL SECURITIES SINGLE MEMBER SA	02/01/1900
PIRAEUS SECURITIES S. A.	04/05/2015
OTE (CR)	Main Market
ALPHA FINANCE INVESTMENT SERVICES SINGLE MEMBER SA	09/01/2006
BETA SECURITIES S.A.	11/04/2022
EUROBANK EQUITIES INVESTMENT FIRM SINGLE MEMBER SA	22/10/2006
HELLENIC AMERICAN SECURITIES S.A.	25/07/2014
LEON DEPOLAS SECURITIES S.A.	20/04/2015
MERIT SECURITIES S.A	20/03/2017
NATIONAL SECURITIES SINGLE MEMBER SA	02/01/1900
PIRAEUS SECURITIES S. A.	08/09/2008
P.P.A. S.A. (CR)	Main Market
EUROBANK EQUITIES INVESTMENT FIRM SINGLE MEMBER SA	06/02/2019
PAPOUTSANIS (CR)	Main Market
BETA SECURITIES S.A.	25/11/2013
PETROPOULOS PETROS (CR)	Main Market
EUROBANK EQUITIES INVESTMENT FIRM SINGLE MEMBER SA	01/04/2019
PANTELAKIS SECURITIES S.A.	16/03/2020
PIRAEUS FINANCIAL HOLD (CR)	Main Market
ALPHA FINANCE INVESTMENT SERVICES SINGLE MEMBER SA	15/04/2019
EUROBANK EQUITIES INVESTMENT FIRM SINGLE MEMBER SA	22/10/2006
EUROXX SECURITIES S.A.	15/02/2016
HELLENIC AMERICAN SECURITIES S.A.	25/07/2014
LEON DEPOLAS SECURITIES S.A.	30/11/2018
MERIT SECURITIES S.A	16/09/2013
NATIONAL SECURITIES SINGLE MEMBER SA	02/01/1900
PIRAEUS SECURITIES S. A.	16/02/2009

List of Stocks under Market Making operations

Securities	Stock Category
Market Maker	Start Market Making
PPC (CR)	Main Market
ALPHA FINANCE INVESTMENT SERVICES SINGLE MEMBER SA	09/01/2006
BETA SECURITIES S.A.	01/02/2021
EUROBANK EQUITIES INVESTMENT FIRM SINGLE MEMBER SA	22/10/2006
HELLENIC AMERICAN SECURITIES S.A.	01/09/2014
MERIT SECURITIES S.A	06/11/2017
NATIONAL SECURITIES SINGLE MEMBER SA	02/01/1900
PIRAEUS SECURITIES S. A.	28/09/2009
PREMA (CR)	Main Market
BETA SECURITIES S.A.	01/06/2021
LEON DEPOLAS SECURITIES S.A.	05/12/2022
PANTELAKIS SECURITIES S.A.	23/12/2021
PROFILE SA (CR)	Main Market
OPTIMA BANK S.A.	03/04/2023
PANTELAKIS SECURITIES S.A.	01/07/2019
QUALITY & RELIABILITY SA (CR)	Main Market
OPTIMA BANK S.A.	03/01/2023
QUEST HOLDINGS (CR)	Main Market
BETA SECURITIES S.A.	26/03/2018
EUROBANK EQUITIES INVESTMENT FIRM SINGLE MEMBER SA	28/01/2019
SIDMA STEEL (CR)	Main Market
LEON DEPOLAS SECURITIES S.A.	06/06/2022
SPACE HELLAS SA (CR)	Main Market
MERIT SECURITIES S.A	09/12/2022
TECHNICAL OLYMPIC SA (CR)	Main Market
BETA SECURITIES S.A.	04/04/2022
TERNA ENERGY (CR)	Main Market
EUROBANK EQUITIES INVESTMENT FIRM SINGLE MEMBER SA	24/05/2021
PIRAEUS SECURITIES S. A.	09/12/2019
THRACE PLASTICS SA (CR)	Main Market
ALPHA FINANCE INVESTMENT SERVICES SINGLE MEMBER SA	26/03/2018
EUROBANK EQUITIES INVESTMENT FIRM SINGLE MEMBER SA	26/03/2018
TITAN CEMENT (CB)	Main Market
BETA SECURITIES S.A.	01/02/2021
EUROBANK EQUITIES INVESTMENT FIRM SINGLE MEMBER SA	06/11/2019
PIRAEUS SECURITIES S. A.	18/01/2021
TZIRAKIAN PROFIL (CR)	Main Market
LEON DEPOLAS SECURITIES S.A.	19/07/2021
VIOHALCO SA/NV (CB)	Main Market
ALPHA FINANCE INVESTMENT SERVICES SINGLE MEMBER SA	11/03/2008
EUROBANK EQUITIES INVESTMENT FIRM SINGLE MEMBER SA	04/03/2014
MERIT SECURITIES S.A	17/03/2014

Underlying Asset				Derivatives Market													
Price max	Price min	Closing price	change	Delivery Month	Open price	Price max	Price min	Last price	Closing price	Last Bid	Last Ask	Fixing price*	Life high	Life low	Trades	Volume	Open Interest
FTSE/Athex Large Cap				(Trade Unit: 1 Index Point x 2€, Cash Settlement)													
2,679.92	2,637.40	2,640.89	-1.46%	May 2023	2,665.00	2,665.00	2,638.00	2,646.00	2,646.00	---	---	---	2,722.75	---	185	722	5,075
				June 2023	2,642.50	2,644.75	2,634.50	2,634.50	2,634.50	---	---	---	2,703.50	---	5	12	172
				July 2023	---	---	---	---	2,693.00	---	---	---	---	---	---	---	---
				September 2023	---	---	---	---	2,701.25	---	---	---	---	---	---	---	---
				December 2023	---	---	---	---	2,715.00	---	---	---	---	---	---	---	---
				March 2024	---	---	---	---	2,728.50	---	---	---	---	---	---	---	---
FTSE/Athex Banks				(Trade Unit: 1 Index Point x 15€, Cash Settlement)													
824.85	795.23	799.06	-3.13%	June 2023	812.00	812.00	800.00	800.00	800.00	---	---	---	848.25	---	14	110	1,049
				September 2023	---	---	---	---	831.50	---	---	---	---	---	---	---	---
				December 2023	---	---	---	---	835.50	---	---	---	---	---	---	---	---
				March 2024	---	---	---	---	839.75	---	---	---	---	---	---	---	---

Underlying Asset				Derivatives Market													
Price max	Price min	Closing price	change	Delivery Month	Open price	Price max	Price min	Last price	Closing price	Last Bid	Last Ask	Fixing price*	Life high	Life low	Trades	Volume	Open Interest
ADMIE (IPTO) HOLDING S.A. (CR)				(Contract Size: 100 Securities, Physical Delivery)													
1.82	1.788	1.796	-1.86%	June 2023	1.80	1.82	1.80	1.80	1.80	---	---	---	1.92	---	10	93	12,645
				September 2023	---	---	---	---	1.84	---	---	---	---	---	---	---	---
				December 2023	---	---	---	---	1.85	---	---	---	---	---	---	---	---
				March 2024	---	---	---	---	1.86	---	---	---	---	---	---	---	---
AEGEAN AIRLINES (CR)				(Contract Size: 100 Securities, Physical Delivery)													
8.01	7.67	7.71	-3.75%	June 2023	8.00	8.00	7.75	7.76	7.76	---	---	---	8.09	---	22	230	1,903
				September 2023	---	---	---	---	8.07	---	---	---	---	---	---	---	---
				December 2023	---	---	---	---	8.11	---	---	---	---	---	---	---	---
				March 2024	---	---	---	---	8.16	---	---	---	---	---	---	---	---
ALPHA SERVICES HOLD (CR)				(Contract Size: 100 Securities, Physical Delivery)													
1.1785	1.1415	1.144	-3.54%	June 2023	1.17	1.18	1.14	1.14	1.14	---	---	---	1.52	---	303	13,808	126,960
				September 2023	1.21	1.21	1.21	1.21	1.21	---	---	---	1.25	---	1	21	6
				December 2023	---	---	---	---	1.20	---	---	---	---	---	---	---	---
				March 2024	---	---	---	---	1.21	---	---	---	---	---	---	---	---
AUTOHELLAS SA (CR)				(Contract Size: 100 Securities, Physical Delivery)													
13.02	12.72	13.02	0.62%	June 2023	13.00	13.00	13.00	13.00	13.00	---	---	---	13.00	---	5	9	75
				September 2023	---	---	---	---	13.04	---	---	---	---	---	---	---	---
				December 2023	---	---	---	---	13.11	---	---	---	---	---	---	---	---
				March 2024	---	---	---	---	13.17	---	---	---	---	---	---	---	---
AVAX S.A. (CR)				(Contract Size: 100 Securities, Physical Delivery)													
0.83	0.803	0.82	1.24%	June 2023	---	---	---	---	0.826	---	---	---	0.863	---	---	---	372
				September 2023	---	---	---	---	0.816	---	---	---	---	---	---	---	---
				December 2023	---	---	---	---	0.821	---	---	---	---	---	---	---	---
				March 2024	---	---	---	---	0.825	---	---	---	---	---	---	---	---
CC HBC AG (CR)				(Contract Size: 100 Securities, Physical Delivery)													
27.3	27.12	27.12	0.04%	June 2023	26.45	26.50	26.40	26.50	26.50	---	---	---	26.50	---	7	19	460
				September 2023	---	---	---	---	27.33	---	---	---	---	---	---	---	---
				December 2023	---	---	---	---	27.46	---	---	---	---	---	---	---	---
				March 2024	---	---	---	---	27.60	---	---	---	---	---	---	---	---
CENERGY HOLDINGS (CB)				(Contract Size: 100 Securities, Physical Delivery)													
4.575	4.45	4.49	1.13%	June 2023	4.52	4.57	4.49	4.49	4.49	---	---	---	4.57	---	76	337	5,931
				September 2023	---	---	---	---	4.50	---	---	---	4.35	---	---	---	5
				December 2023	---	---	---	---	4.50	---	---	---	---	---	---	---	---
				March 2024	---	---	---	---	4.52	---	---	---	---	---	---	---	---

Derivatives notes

Fixing prices and final open positions can be retrieved from the following path <http://www.helex.gr/el/web/guest/statistics-end-of-day-derivatives>

Underlying Asset				Derivatives Market													
Price max	Price min	Closing price	change	Delivery Month	Open price	Price max	Price min	Last price	Closing price	Last Bid	Last Ask	Fixing price*	Life high	Life low	Trades	Volume	Open Interest
ELLAKTOR (CR)				(Contract Size: 100 Securities, Physical Delivery)													
2.055	1.99	1.99	-2.21%	June 2023	2.00	2.04	2.00	2.02	2.02	---	---	---	2.17	---	6	23	860
				September 2023	---	---	---	---	2.05	---	---	---	---	---	---	---	---
				December 2023	---	---	---	---	2.06	---	---	---	---	---	---	---	---
				March 2024	---	---	---	---	2.07	---	---	---	---	---	---	---	---
ELVALHALCOR (CR)				(Contract Size: 100 Securities, Physical Delivery)													
1.698	1.626	1.698	3.66%	June 2023	1.68	1.74	1.67	1.67	1.67	---	---	---	1.79	---	13	81	1,290
				September 2023	---	---	---	---	1.65	---	---	---	---	---	---	---	---
				December 2023	---	---	---	---	1.66	---	---	---	---	---	---	---	---
				March 2024	---	---	---	---	1.67	---	---	---	---	---	---	---	---
EUROBANK HOLDINGS (CR)				(Contract Size: 100 Securities, Physical Delivery)													
1.349	1.312	1.326	-1.81%	June 2023	1.34	1.34	1.32	1.32	1.32	---	---	---	1.46	---	148	3,960	33,125
				September 2023	---	---	---	---	1.36	---	---	---	---	---	---	---	---
				December 2023	---	---	---	---	1.37	---	---	---	---	---	---	---	---
				March 2024	---	---	---	---	1.37	---	---	---	---	---	---	---	---
EYDAP S.A. (CR)				(Contract Size: 100 Securities, Physical Delivery)													
6.72	6.64	6.7	-0.89%	June 2023	---	---	---	---	6.75	---	---	---	6.95	---	---	---	504
				September 2023	---	---	---	---	6.54	---	---	---	6.83	---	---	---	---
				December 2023	---	---	---	---	6.85	---	---	---	---	---	---	---	---
				March 2024	---	---	---	---	6.88	---	---	---	---	---	---	---	---
FOURLIS (CR)				(Contract Size: 100 Securities, Physical Delivery)													
3.865	3.79	3.8	-1.04%	June 2023	3.84	3.84	3.82	3.82	3.82	---	---	---	3.95	---	4	12	1,557
				September 2023	---	---	---	---	3.87	---	---	---	---	---	---	---	---
				December 2023	---	---	---	---	3.89	---	---	---	---	---	---	---	---
				March 2024	---	---	---	---	3.91	---	---	---	---	---	---	---	---
GEK TERNA (CR)				(Contract Size: 100 Securities, Physical Delivery)													
12.66	12.38	12.44	-0.32%	June 2023	12.55	12.56	12.41	12.41	12.41	---	---	---	12.75	---	32	140	8,197
				September 2023	---	---	---	---	12.58	---	---	---	---	---	---	---	---
				December 2023	---	---	---	---	12.64	---	---	---	---	---	---	---	---
				March 2024	---	---	---	---	12.71	---	---	---	---	---	---	---	---
HELLENIC EXCHANGES-A.S.E. (CR)				(Contract Size: 100 Securities, Physical Delivery)													
4.09	3.98	3.98	-2.69%	June 2023	3.90	3.93	3.85	3.85	3.85	---	---	---	4.23	---	12	32	1,809
				September 2023	---	---	---	---	4.12	---	---	---	---	---	---	---	---
				December 2023	---	---	---	---	4.14	---	---	---	---	---	---	---	---
				March 2024	---	---	---	---	4.16	---	---	---	---	---	---	---	---

Derivatives notes

Fixing prices and final open positions can be retrieved from the following path <http://www.helex.gr/el/web/guest/statistics-end-of-day-derivatives>

Underlying Asset				Derivatives Market													
Price max	Price min	Closing price	change	Delivery Month	Open price	Price max	Price min	Last price	Closing price	Last Bid	Last Ask	Fixing price*	Life high	Life low	Trades	Volume	Open Interest
HELLENIQ ENERGY (CR)				(Contract Size: 100 Securities, Physical Delivery)													
7.39	7.25	7.25	-0.55%	June 2023	7.36	7.36	7.26	7.26	7.26	---	---	---	8.08	---	20	36	1,538
				September 2023	---	---	---	---	7.35	---	---	---	---	---	---	---	---
				December 2023	---	---	---	---	7.39	---	---	---	---	---	---	---	---
				March 2024	---	---	---	---	7.42	---	---	---	---	---	---	---	---
INTRACOM HOLDINGS (CR)				(Contract Size: 100 Securities, Physical Delivery)													
1.8	1.77	1.77	-1.56%	June 2023	1.82	1.82	1.76	1.76	1.76	---	---	---	2.07	---	7	8	4,465
				September 2023	1.77	1.84	1.77	1.84	1.84	---	---	---	1.84	---	4	42	2
				December 2023	---	---	---	---	1.82	---	---	---	---	---	---	---	---
				March 2024	---	---	---	---	1.83	---	---	---	---	---	---	---	---
INTRAKAT (CR)				(Contract Size: 100 Securities, Physical Delivery)													
1.64	1.608	1.62	-1.70%	June 2023	1.67	1.68	1.62	1.64	1.64	---	---	---	1.79	---	30	268	8,174
				September 2023	---	---	---	---	1.69	---	---	---	1.69	---	---	---	30
				December 2023	---	---	---	---	1.67	---	---	---	---	---	---	---	---
				March 2024	---	---	---	---	1.68	---	---	---	---	---	---	---	---
JUMBO SA (CR)				(Contract Size: 100 Securities, Physical Delivery)													
21.48	21.04	21.36	-1.11%	June 2023	21.20	21.48	21.20	21.30	21.30	---	---	---	21.48	---	12	41	388
				September 2023	---	---	---	---	21.77	---	---	---	---	---	---	---	---
				December 2023	---	---	---	---	21.88	---	---	---	---	---	---	---	---
				March 2024	---	---	---	---	21.99	---	---	---	---	---	---	---	---
LAMDA DEVELOPMENT SA (CR)				(Contract Size: 100 Securities, Physical Delivery)													
5.74	5.565	5.57	-1.94%	June 2023	5.72	5.72	5.61	5.61	5.61	---	---	---	6.53	---	16	54	5,679
				September 2023	---	---	---	---	5.73	---	---	---	---	---	---	---	---
				December 2023	---	---	---	---	5.75	---	---	---	---	---	---	---	---
				March 2024	---	---	---	---	5.78	---	---	---	---	---	---	---	---
MIG (CR)				(Contract Size: 100 Securities, Physical Delivery)													
0.202	0.155	0.1886	-13.68%	June 2023	0.181	0.181	0.170	0.170	0.170	---	---	---	0.218	---	6	60	1,295
				September 2023	---	---	---	---	0.220	---	---	---	---	---	---	---	---
				December 2023	---	---	---	---	0.221	---	---	---	---	---	---	---	---
				March 2024	---	---	---	---	0.222	---	---	---	---	---	---	---	---
MOTOR OIL (CR)				(Contract Size: 100 Securities, Physical Delivery)													
22.14	21.76	21.76	-1.09%	June 2023	22.10	22.20	21.90	21.90	21.90	---	---	---	25.05	---	25	66	1,123
				September 2023	21.94	21.94	21.40	21.40	21.40	---	---	---	21.94	---	6	24	20
				December 2023	---	---	---	---	22.29	---	---	---	---	---	---	---	---
				March 2024	---	---	---	---	22.40	---	---	---	---	---	---	---	---

Derivatives notes

Fixing prices and final open positions can be retrieved from the following path <http://www.helex.gr/el/web/guest/statistics-end-of-day-derivatives>

Underlying Asset				Derivatives Market													
Price max	Price min	Closing price	change	Delivery Month	Open price	Price max	Price min	Last price	Closing price	Last Bid	Last Ask	Fixing price*	Life high	Life low	Trades	Volume	Open Interest
MYTILINEOS (CR)				(Contract Size: 100 Securities, Physical Delivery)													
27.06	26.76	26.94	-0.88%	June 2023	27.04	27.09	26.86	27.05	27.05	---	---	---	28.34	---	36	116	2,270
				September 2023	---	---	---	---	27.40	---	---	---	---	---	---	---	---
				December 2023	---	---	---	---	27.53	---	---	---	---	---	---	---	---
				March 2024	---	---	---	---	27.67	---	---	---	---	---	---	---	---
NATIONAL BANK (CR)				(Contract Size: 100 Securities, Physical Delivery)													
4.818	4.56	4.6	-4.52%	June 2023	4.76	4.76	4.57	4.60	4.60	---	---	---	5.46	---	241	2,175	22,429
				September 2023	---	---	---	---	4.86	---	---	---	---	---	---	---	---
				December 2023	---	---	---	---	4.88	---	---	---	---	---	---	---	---
				March 2024	---	---	---	---	4.91	---	---	---	---	---	---	---	---
OPAP (CR)				(Contract Size: 100 Securities, Physical Delivery)													
15.4	15.13	15.29	-0.46%	June 2023	14.69	14.69	14.52	14.52	14.52	---	---	---	15.00	---	8	68	1,848
				September 2023	---	---	---	---	15.48	---	---	---	---	---	---	---	---
				December 2023	---	---	---	---	15.56	---	---	---	---	---	---	---	---
				March 2024	---	---	---	---	15.64	---	---	---	---	---	---	---	---
OTE (CR)				(Contract Size: 100 Securities, Physical Delivery)													
13.63	13.4	13.4	-1.03%	June 2023	13.71	13.71	13.44	13.44	13.44	---	---	---	15.20	---	39	147	10,404
				September 2023	---	---	---	---	13.30	---	---	---	14.32	---	---	---	51
				December 2023	---	---	---	---	13.72	---	---	---	---	---	---	---	---
				March 2024	---	---	---	---	13.79	---	---	---	---	---	---	---	---
P.P.A. S.A. (CR)				(Contract Size: 100 Securities, Physical Delivery)													
19.8	19.3	19.5	1.04%	June 2023	---	---	---	---	19.30	---	---	---	19.64	---	---	---	363
				September 2023	---	---	---	---	19.45	---	---	---	---	---	---	---	---
				December 2023	---	---	---	---	19.55	---	---	---	---	---	---	---	---
				March 2024	---	---	---	---	19.65	---	---	---	---	---	---	---	---
PIRAEUS FINANCIAL HOLD (CR)				(Contract Size: 100 Securities, Physical Delivery)													
2.178	2.114	2.132	-2.91%	June 2023	2.19	2.19	2.11	2.13	2.13	---	---	---	2.46	---	343	7,583	94,004
				September 2023	---	---	---	---	2.21	---	---	---	---	---	---	---	---
				December 2023	---	---	---	---	2.22	---	---	---	---	---	---	---	---
				March 2024	---	---	---	---	2.24	---	---	---	---	---	---	---	---
PPC (CR)				(Contract Size: 100 Securities, Physical Delivery)													
8.09	7.965	8.01	-1.11%	June 2023	8.07	8.12	8.00	8.03	8.03	---	---	---	8.38	---	107	478	22,979
				September 2023	---	---	---	---	8.16	---	---	---	---	---	---	---	---
				December 2023	---	---	---	---	8.21	---	---	---	---	---	---	---	---
				March 2024	---	---	---	---	8.25	---	---	---	---	---	---	---	---

Derivatives notes

Fixing prices and final open positions can be retrieved from the following path <http://www.helex.gr/el/web/guest/statistics-end-of-day-derivatives>

Underlying Asset				Derivatives Market													
Price max	Price min	Closing price	change	Delivery Month	Open price	Price max	Price min	Last price	Closing price	Last Bid	Last Ask	Fixing price*	Life high	Life low	Trades	Volume	Open Interest
QUEST HOLDINGS (CR)				(Contract Size: 100 Securities, Physical Delivery)													
5.02	4.905	4.905	-2.68%	June 2023	---	---	---	---	4.97	---	---	---	5.21	---	---	---	97
				September 2023	---	---	---	---	5.08	---	---	---	---	---	---	---	---
				December 2023	---	---	---	---	5.11	---	---	---	---	---	---	---	---
				March 2024	---	---	---	---	5.13	---	---	---	---	---	---	---	---
TERNA ENERGY (CR)				(Contract Size: 100 Securities, Physical Delivery)													
20.88	20.36	20.48	-0.68%	June 2023	20.64	20.90	20.55	20.55	20.55	---	---	---	20.98	---	36	127	10,122
				September 2023	---	---	---	---	20.76	---	---	---	20.75	---	---	---	---
				December 2023	---	---	---	---	20.89	---	---	---	---	---	---	---	---
				March 2024	---	---	---	---	20.99	---	---	---	---	---	---	---	---
TITAN CEMENT (CB)				(Contract Size: 100 Securities, Physical Delivery)													
15.18	14.92	15.04	0.40%	June 2023	---	---	---	---	15.13	---	---	---	15.18	---	---	---	892
				September 2023	---	---	---	---	15.10	---	---	---	---	---	---	---	---
				December 2023	---	---	---	---	15.18	---	---	---	---	---	---	---	---
				March 2024	---	---	---	---	15.25	---	---	---	---	---	---	---	---
VIOHALCO SA/NV (CB)				(Contract Size: 100 Securities, Physical Delivery)													
4.715	4.4	4.575	2.12%	June 2023	4.48	4.73	4.44	4.58	4.58	---	---	---	4.73	---	88	366	5,604
				September 2023	---	---	---	---	4.50	---	---	---	4.46	---	---	---	20
				December 2023	---	---	---	---	4.54	---	---	---	---	---	---	---	---
				March 2024	---	---	---	---	4.56	---	---	---	---	---	---	---	---

FTSE/Athex Large Cap

(Trade Unit: 1 Index Point x 2€ - Exercise Style: European, Cash Settlement)

Call Options															Put Options																										
May 2023								June 2023								Other Months		May 2023								June 2023								Other Months							
Exerise Price	Open price	Price max	Price min	Last price	Closing price	Volume	Open Interest	Open price	Price max	Price min	Last price	Closing price	Volume	Open Interest	Volume	Open Interest	Open price	Price max	Price min	Last price	Closing price	Volume	Open Interest	Open price	Price max	Price min	Last price	Closing price	Volume	Open Interest	Volume	Open Interest	Volume	Open Interest	Exerise Price						
1,725	-	-	-	-	-	-	-	0.00	0.00	0.00	-	933.00	-	-			-	-	-	-	-	-	-	0.00	0.00	0.00	-	0.01	-	-					1,725						
1,750	-	-	-	-	-	-	-	0.00	0.00	0.00	-	908.00	-	-			-	-	-	-	-	-	-	0.00	0.00	0.00	-	0.01	-	-					1,750						
1,775	-	-	-	-	-	-	-	0.00	0.00	0.00	-	883.00	-	-			-	-	-	-	-	-	-	0.00	0.00	0.00	-	0.02	-	-					1,775						
1,800	-	-	-	-	-	-	-	0.00	0.00	0.00	-	858.00	-	-			-	-	-	-	-	-	-	0.00	0.00	0.00	-	0.01	-	-					1,800						
1,825	-	-	-	-	-	-	-	0.00	0.00	0.00	-	833.00	-	-			-	-	-	-	-	-	-	0.00	0.00	0.00	-	0.01	-	-					1,825						
1,850	-	-	-	-	-	-	-	0.00	0.00	0.00	-	808.00	-	-			-	-	-	-	-	-	-	0.00	0.00	0.00	-	0.01	-	-					1,850						
1,875	-	-	-	-	-	-	-	0.00	0.00	0.00	-	783.00	-	-			-	-	-	-	-	-	-	0.00	0.00	0.00	-	0.01	-	-					1,875						
1,900	-	-	-	-	-	-	-	0.00	0.00	0.00	-	758.00	-	-			-	-	-	-	-	-	-	0.00	0.00	0.00	-	0.01	-	-					1,900						
1,925	-	-	-	-	-	-	-	0.00	0.00	0.00	-	733.00	-	-			-	-	-	-	-	-	-	0.00	0.00	0.00	-	0.01	-	-					1,925						
1,950	-	-	-	-	-	-	-	0.00	0.00	0.00	-	708.00	-	-			-	-	-	-	-	-	-	0.00	0.00	0.00	-	0.01	-	-					1,950						
1,975	-	-	-	-	-	-	-	0.00	0.00	0.00	-	683.00	-	-			-	-	-	-	-	-	-	0.00	0.00	0.00	-	0.02	-	-					1,975						
2,000	-	-	-	-	-	-	-	0.00	0.00	0.00	-	658.00	-	-			-	-	-	-	-	-	-	0.00	0.00	0.00	-	0.01	-	-					2,000						
2,050	-	-	-	-	-	-	-	0.00	0.00	0.00	-	608.00	-	-			-	-	-	-	-	-	-	0.00	0.00	0.00	-	0.02	-	-					2,050						
2,100	-	-	-	-	-	-	-	0.00	0.00	0.00	-	559.00	-	-			-	-	-	-	-	-	-	0.00	0.00	0.00	-	0.05	-	-					2,100						
2,150	-	-	-	-	-	-	-	0.00	0.00	0.00	-	509.00	-	-			-	-	-	-	-	-	-	0.00	0.00	0.00	-	0.16	-	-					2,150						
2,200	0.00	0.00	0.00	-	475.00	-	-	0.00	0.00	0.00	-	459.00	-	-			0.00	0.00	0.00	-	0.01	-	-	0.00	0.00	0.00	-	0.42	-	-					2,200						
2,250	0.00	0.00	0.00	-	425.00	-	-	0.00	0.00	0.00	-	410.00	-	-			0.00	0.00	0.00	-	0.02	-	-	0.00	0.00	0.00	-	1.00	-	-					2,250						
2,300	0.00	0.00	0.00	-	375.00	-	-	0.00	0.00	0.00	-	361.00	-	-			0.00	0.00	0.00	-	0.10	-	-	0.00	0.00	0.00	-	2.20	-	-					2,300						
2,350	0.00	0.00	0.00	-	326.00	-	-	0.00	0.00	0.00	-	314.00	-	-			0.00	0.00	0.00	-	0.36	-	-	0.00	0.00	0.00	-	4.40	-	-					2,350						
2,400	0.00	0.00	0.00	-	276.00	-	-	0.00	0.00	0.00	-	268.00	-	-			0.00	0.00	0.00	-	1.10	-	20	0.00	0.00	0.00	-	8.20	-	-					2,400						
2,450	0.00	0.00	0.00	-	228.00	-	40	0.00	0.00	0.00	-	224.00	-	-			0.00	0.00	0.00	-	3.00	-	-	0.00	0.00	0.00	-	14.25	-	-					2,450						
2,500	0.00	0.00	0.00	-	182.00	-	20	0.00	0.00	0.00	-	183.00	-	-			0.00	0.00	0.00	-	6.90	-	67	0.00	0.00	0.00	-	23.50	-	-					2,500						
2,550	0.00	0.00	0.00	-	140.00	-	60	0.00	0.00	0.00	-	147.00	-	-			0.00	0.00	0.00	-	14.25	-	22	0.00	0.00	0.00	-	36.75	-	-					2,550						
2,600	0.00	0.00	0.00	-	102.00	-	20	0.00	0.00	0.00	-	114.00	-	-			0.00	0.00	0.00	-	26.75	-	83	0.00	0.00	0.00	-	54.00	-	-					2,600						
2,650	0.00	0.00	0.00	-	71.00	-	22	0.00	0.00	0.00	-	86.50	-	-			0.00	0.00	0.00	-	45.25	-	103	0.00	0.00	0.00	-	76.50	-	-					2,650						
2,700	0.00	0.00	0.00	-	46.50	-	285	0.00	0.00	0.00	-	64.00	-	-			0.00	0.00	0.00	-	70.50	-	40	0.00	0.00	0.00	-	104.00	-	1					2,700						
2,750	20.00	20.00	20.00	20.00	20.00	1	22	0.00	0.00	0.00	-	45.75	-	-			0.00	20.00	0.00	-	103.00	-	1	0.00	0.00	0.00	-	135.00	-	1					2,750						
2,800	7.50	7.50	7.50	7.50	7.50	25	-	0.00	0.00	0.00	-	31.75	-	-			0.00	7.50	0.00	-	141.00	-	-	0.00	0.00	0.00	-	171.00	-	-					2,800						
2,850	0.00	0.00	0.00	-	8.90	-	-	0.00	0.00	0.00	-	21.50	-	-			0.00	0.00	0.00	-	183.00	-	-	0.00	0.00	0.00	-	211.00	-	-					2,850						
2,900	0.00	0.00	0.00	-	4.50	-	-	0.00	0.00	0.00	-	14.00	-	-			0.00	0.00	0.00	-	228.00	-	-	0.00	0.00	0.00	-	253.00	-	-					2,900						
2,950	0.00	0.00	0.00	-	2.10	-	-	0.00	0.00	0.00	-	9.00	-	-			0.00	0.00	0.00	-	276.00	-	-	0.00	0.00	0.00	-	298.00	-	-					2,950						
3,000	0.00	0.00	0.00	-	0.94	-	-	0.00	0.00	0.00	-	5.60	-	-			0.00	0.00	0.00	-	325.00	-	-	0.00	0.00	0.00	-	344.00	-	-					3,000						
Totals:						26	469							0	0	0	0							0	336							0	2	0	0						
Number of Trades:						2							0	0	0							0							0	0											

ALPHA SERVICES HOLD (CR)

(Contract Size: 100 Securities, Exercise Style: American, Physical Delivery)

Call Options																Put Options																				
May 2023								June 2023								Other Months		May 2023								June 2023								Other Months		
Exercise Price	Open price	Price max	Price min	Last price	Closing price	Volume	Open Interest	Open price	Price max	Price min	Last price	Closing price	Volume	Open Interest	Volume	Open Interest	Open price	Price max	Price min	Last price	Closing price	Volume	Open Interest	Open price	Price max	Price min	Last price	Closing price	Volume	Open Interest	Volume	Open Interest	Exercise Price			
0.500						-	-	0.000	0.000	0.000		0.691	-	-								-	-	0.000	0.000	0.000		0.001	-	-			0.005			
0.550						-	-	0.000	0.000	0.000		0.642	-	-								-	-	0.000	0.000	0.000		0.001	-	-			0.006			
0.600						-	-	0.000	0.000	0.000		0.592	-	-								-	-	0.000	0.000	0.000		0.001	-	-			0.006			
0.650						-	-	0.000	0.000	0.000		0.542	-	-								-	-	0.000	0.000	0.000		0.001	-	-			0.007			
0.700						-	-	0.000	0.000	0.000		0.492	-	-								-	-	0.000	0.000	0.000		0.001	-	-			0.007			
0.750						-	-	0.000	0.000	0.000		0.442	-	-								-	-	0.000	0.000	0.000		0.002	-	-			0.008			
0.800	0.000	0.000	0.000		0.391	-	-	0.000	0.000	0.000		0.393	-	-			0.000	0.000	0.000		0.001	-	-	0.000	0.000	0.000		0.001	-	-			0.008			
0.850	0.000	0.000	0.000		0.342	-	-	0.000	0.000	0.000		0.343	-	-			0.000	0.000	0.000		0.001	-	-	0.000	0.000	0.000		0.001	-	-			0.009			
0.900	0.000	0.000	0.000		0.293	-	-	0.000	0.000	0.000		0.295	-	-			0.000	0.000	0.000		0.002	-	-	0.000	0.000	0.000		0.002	-	-			0.009			
0.950	0.000	0.000	0.000		0.246	-	-	0.000	0.000	0.000		0.247	-	-			0.000	0.000	0.000		0.005	-	-	0.000	0.000	0.000		0.005	-	-			0.010			
1.000	0.000	0.000	0.000		0.202	-	7	0.000	0.000	0.000		0.203	-	-			0.000	0.000	0.000		0.010	-	-	0.000	0.000	0.000		0.010	-	-			0.010			
1.100	0.000	0.000	0.000		0.125	-	-	0.000	0.000	0.000		0.125	-	-			0.000	0.000	0.000		0.034	-	20	0.000	0.000	0.000		0.032	-	-			0.011			
1.200	0.000	0.000	0.000		0.069	-	2	0.000	0.000	0.000		0.069	-	-			0.000	0.000	0.000		0.078	-	-	0.000	0.000	0.000		0.076	-	-			0.012			
1.300	0.000	0.000	0.000		0.034	-	-	0.000	0.000	0.000		0.033	-	-			0.000	0.000	0.000		0.142	-	-	0.000	0.000	0.000		0.140	-	-			0.013			
1.400	0.000	0.000	0.000		0.015	-	-	0.000	0.000	0.000		0.015	-	-			0.000	0.000	0.000		0.224	-	-	0.000	0.000	0.000		0.222	-	-			0.014			
1.500	0.000	0.000	0.000		0.006	-	-	0.000	0.000	0.000		0.006	-	-			0.000	0.000	0.000		0.315	-	-	0.000	0.000	0.000		0.313	-	-			0.015			
1.600	0.000	0.000	0.000		0.002	-	-	0.000	0.000	0.000		0.002	-	-			0.000	0.000	0.000		0.411	-	-	0.000	0.000	0.000		0.410	-	-			0.016			
1.700	0.000	0.000	0.000		0.001	-	-	0.000	0.000	0.000		0.001	-	-			0.000	0.000	0.000		0.510	-	-	0.000	0.000	0.000		0.510	-	-			0.017			
1.800	0.000	0.000	0.000		0.001	-	-	0.000	0.000	0.000		0.002	-	-			0.000	0.000	0.000		0.610	-	-	0.000	0.000	0.000		0.610	-	-			0.018			
1.900	0.000	0.000	0.000		0.001	-	-	0.000	0.000	0.000		0.001	-	-			0.000	0.000	0.000		0.710	-	-	0.000	0.000	0.000		0.710	-	-			0.019			
2.000	0.000	0.000	0.000		0.001	-	-	0.000	0.000	0.000		0.002	-	-			0.000	0.000	0.000		0.810	-	-	0.000	0.000	0.000		0.810	-	-			0.020			
Totals:						0	9						0	0	0	0						0	20					0	0	0	0					
Number of Trades:							0						0		0							0.00					0			0						

NATIONAL BANK (CR)

(Contract Size: 100 Securities, Exercise Style: American, Physical Delivery)

Call Options																Put Options																				
May 2023								June 2023								Other Months		May 2023								June 2023								Other Months		
Exerise Price	Open price	Price max	Price min	Last price	Closing price	Volume	Open Interest	Open price	Price max	Price min	Last price	Closing price	Volume	Open Interest	Volume	Open Interest	Open price	Price max	Price min	Last price	Closing price	Volume	Open Interest	Open price	Price max	Price min	Last price	Closing price	Volume	Open Interest	Volume	Open Interest	Exerise Price			
1.900						-	-	0.000	0.000	0.000		2.93	-	-								-	-	0.000	0.000	0.000		0.001	-	-			0.019			
2.000						-	-	0.000	0.000	0.000		2.83	-	-								-	-	0.000	0.000	0.000		0.002	-	-			0.020			
2.200						-	-	0.000	0.000	0.000		2.63	-	-								-	-	0.000	0.000	0.000		0.001	-	-			0.022			
2.400						-	-	0.000	0.000	0.000		2.43	-	-								-	-	0.000	0.000	0.000		0.001	-	-			0.024			
2.600						-	-	0.000	0.000	0.000		2.23	-	-								-	-	0.000	0.000	0.000		0.001	-	-			0.026			
2.800						-	-	0.000	0.000	0.000		2.03	-	-								-	-	0.000	0.000	0.000		0.001	-	-			0.028			
3.000						-	-	0.000	0.000	0.000		1.83	-	-								-	-	0.000	0.000	0.000		0.001	-	-			0.030			
3.200	0.000	0.000	0.000		1.62	-	-	0.000	0.000	0.000		1.63	-	-			0.000	0.000	0.000		0.001	-	-	0.000	0.000	0.000		0.001	-	-			0.032			
3.400	0.000	0.000	0.000		1.42	-	-	0.000	0.000	0.000		1.43	-	-			0.000	0.000	0.000		0.001	-	-	0.000	0.000	0.000		0.003	-	-			0.034			
3.600	0.000	0.000	0.000		1.23	-	-	0.000	0.000	0.000		1.24	-	-			0.000	0.000	0.000		0.001	-	-	0.000	0.000	0.000		0.008	-	-			0.036			
3.800	0.000	0.000	0.000		1.03	-	-	0.000	0.000	0.000		1.05	-	-			0.000	0.000	0.000		0.001	-	-	0.000	0.000	0.000		0.018	-	-			0.038			
4.000	0.000	0.000	0.000		0.831	-	-	0.000	0.000	0.000		0.870	-	-			0.000	0.000	0.000		0.006	-	-	0.000	0.000	0.000		0.038	-	-			0.040			
4.400	0.000	0.000	0.000		0.473	-	-	0.000	0.000	0.000		0.554	-	-			0.000	0.000	0.000		0.047	-	2	0.000	0.000	0.000		0.121	-	-			0.044			
4.800	0.000	0.000	0.000		0.210	-	8	0.000	0.000	0.000		0.318	-	-			0.000	0.000	0.000		0.184	-	-	0.000	0.000	0.000		0.285	-	-			0.048			
5.200	0.000	0.000	0.000		0.071	-	-	0.000	0.000	0.000		0.165	-	-			0.000	0.000	0.000		0.445	-	-	0.000	0.000	0.000		0.532	-	-			0.052			
5.600	0.000	0.000	0.000		0.017	-	-	0.000	0.000	0.000		0.077	-	-			0.000	0.000	0.000		0.792	-	-	0.000	0.000	0.000		0.845	-	-			0.056			
6.000	0.000	0.000	0.000		0.003	-	-	0.000	0.000	0.000		0.032	-	-			0.000	0.000	0.000		1.18	-	-	0.000	0.000	0.000		1.20	-	-			0.060			
6.400	0.000	0.000	0.000		0.002	-	-	0.000	0.000	0.000		0.013	-	-			0.000	0.000	0.000		1.58	-	-	0.000	0.000	0.000		1.58	-	-			0.064			
6.800	0.000	0.000	0.000		0.001	-	-	0.000	0.000	0.000		0.005	-	-			0.000	0.000	0.000		1.98	-	-	0.000	0.000	0.000		1.98	-	-			0.068			
7.200	0.000	0.000	0.000		0.001	-	-	0.000	0.000	0.000		0.001	-	-			0.000	0.000	0.000		2.38	-	-	0.000	0.000	0.000		2.38	-	-			0.072			
7.600	0.000	0.000	0.000		0.001	-	-	0.000	0.000	0.000		0.001	-	-			0.000	0.000	0.000		2.78	-	-	0.000	0.000	0.000		2.78	-	-			0.076			
Totals:						0	8							0	0	0	0							0	2							0	270	0	0	
Number of Trades:						0								0		0							0.00								0		0			

OPAP (CR)

(Contract Size: 100 Securities, Exercise Style: American, Physical Delivery)

Call Options																Put Options																									
Exerise Price	May 2023							June 2023							Other Months		May 2023										June 2023							Other Months		Exerise Price					
	Open price	Price max	Price min	Last price	Closing price	Volume	Open Interest	Open price	Price max	Price min	Last price	Closing price	Volume	Open Interest	Volume	Open Interest	Open price	Price max	Price min	Last price	Closing price	Volume	Open Interest	Open price	Price max	Price min	Last price	Closing price	Volume	Open Interest	Volume	Open Interest									
8.800								0.000	0.000	0.000		6.59	-	-										-	-	0.000	0.000	0.000		0.001	-	-			0.088						
9.200								0.000	0.000	0.000		6.19	-	-										-	-	0.000	0.000	0.000		0.001	-	-			0.092						
9.600	0.000	0.000	0.000		5.77	-	-	0.000	0.000	0.000		5.79	-	-			0.000	0.000	0.000		0.001	-	-	0.000	0.000	0.000		0.001	-	-			0.096								
10.000	0.000	0.000	0.000		5.37	-	-	0.000	0.000	0.000		5.39	-	-			0.000	0.000	0.000		0.001	-	-	0.000	0.000	0.000		0.001	-	-			0.100								
11.000	0.000	0.000	0.000		4.38	-	-	0.000	0.000	0.000		4.39	-	-			0.000	0.000	0.000		0.001	-	-	0.000	0.000	0.000		0.001	-	-			0.110								
12.000	0.000	0.000	0.000		3.38	-	-	0.000	0.000	0.000		3.40	-	-			0.000	0.000	0.000		0.001	-	-	0.000	0.000	0.000		0.006	-	-			0.120								
13.000	0.000	0.000	0.000		2.38	-	-	0.000	0.000	0.000		2.44	-	-			0.000	0.000	0.000		0.001	-	-	0.000	0.000	0.000		0.044	-	-			0.130								
14.000	0.000	0.000	0.000		1.41	-	-	0.000	0.000	0.000		1.58	-	-			0.000	0.000	0.000		0.028	-	20	0.000	0.000	0.000		0.176	-	-			0.140								
15.000	0.000	0.000	0.000		0.606	-	-	0.000	0.000	0.000		0.897	-	-			0.258	0.258	0.252	0.252	0.252	30	2	0.000	0.000	0.000		0.495	-	-			0.150								
16.000	0.000	0.000	0.000		0.163	-	11	0.000	0.000	0.000		0.441	-	-			0.000	0.000	0.000		0.785	-	-	0.000	0.000	0.000		1.04	-	-			0.160								
17.000	0.000	0.000	0.000		0.026	-	-	0.000	0.000	0.000		0.186	-	-			0.000	0.000	0.000		1.65	-	-	0.000	0.000	0.000		1.79	-	-			0.170								
18.000	0.000	0.000	0.000		0.002	-	-	0.000	0.000	0.000		0.066	-	-			0.000	0.000	0.000		2.64	-	-	0.000	0.000	0.000		2.68	-	-			0.180								
19.000	0.000	0.000	0.000		0.001	-	-	0.000	0.000	0.000		0.022	-	-			0.000	0.000	0.000		3.64	-	-	0.000	0.000	0.000		3.64	-	-			0.190								
20.000	0.000	0.000	0.000		0.001	-	-	0.000	0.000	0.000		0.006	-	-			0.000	0.000	0.000		4.64	-	-	0.000	0.000	0.000		4.64	-	-			0.200								
Totals:																																									
Number of Trades:																																									

OTE (CR)

(Contract Size: 100 Securities, Exercise Style: American, Physical Delivery)

Call Options														Put Options																			
May 2023							June 2023							Other Months		May 2023							June 2023							Other Months			
Exerise Price	Open price	Price max	Price min	Last price	Closing price	Volume	Open Interest	Open price	Price max	Price min	Last price	Closing price	Volume	Open Interest	Volume	Open Interest	Open price	Price max	Price min	Last price	Closing price	Volume	Open Interest	Open price	Price max	Price min	Last price	Closing price	Volume	Open Interest	Volume	Open Interest	Exerise Price
9.200	0.000	0.000	0.000		4.35	-	-	0.000	0.000	0.000		4.37	-	-			0.000	0.000	0.000		0.001	-	-	0.000	0.000	0.000		0.001	-	-			0.092
9.600	0.000	0.000	0.000		3.95	-	-	0.000	0.000	0.000		3.97	-	-			0.000	0.000	0.000		0.001	-	-	0.000	0.000	0.000		0.001	-	-			0.096
10.000	0.000	0.000	0.000		3.55	-	-	0.000	0.000	0.000		3.57	-	-			0.000	0.000	0.000		0.001	-	-	0.000	0.000	0.000		0.001	-	-			0.100
11.000	0.000	0.000	0.000		2.56	-	-	0.000	0.000	0.000		2.58	-	-			0.000	0.000	0.000		0.003	-	-	0.000	0.000	0.000		0.008	-	-			0.110
12.000	0.000	0.000	0.000		1.57	-	-	0.000	0.000	0.000		1.65	-	-			0.000	0.000	0.000		0.011	-	-	0.000	0.000	0.000		0.070	-	-			0.120
13.000	0.000	0.000	0.000		0.700	-	-	0.000	0.000	0.000		0.878	-	-			0.000	0.000	0.000		0.143	-	-	0.000	0.000	0.000		0.301	-	-			0.130
14.000	0.000	0.000	0.000		0.189	-	-	0.000	0.000	0.000		0.374	-	-			0.000	0.000	0.000		0.632	-	-	0.000	0.000	0.000		0.797	-	-			0.140
15.000	0.000	0.000	0.000		0.027	-	-	0.000	0.000	0.000		0.127	-	-			0.000	0.000	0.000		1.48	-	-	0.000	0.000	0.000		1.55	-	-			0.150
16.000	0.000	0.000	0.000		0.002	-	-	0.000	0.000	0.000		0.033	-	-			0.000	0.000	0.000		2.46	-	-	0.000	0.000	0.000		2.47	-	-			0.160
17.000	0.000	0.000	0.000		0.001	-	-	0.000	0.000	0.000		0.007	-	-			0.000	0.000	0.000		3.46	-	-	0.000	0.000	0.000		3.46	-	-			0.170
18.000	0.000	0.000	0.000		0.001	-	-	0.000	0.000	0.000		0.001	-	-			0.000	0.000	0.000		4.46	-	-	0.000	0.000	0.000		4.46	-	-			0.180
19.000	0.000	0.000	0.000		0.001	-	-	0.000	0.000	0.000		0.001	-	-			0.000	0.000	0.000		5.46	-	-	0.000	0.000	0.000		5.46	-	-			0.190
20.000	0.000	0.000	0.000		0.001	-	-	0.000	0.000	0.000		0.001	-	-			0.000	0.000	0.000		6.46	-	-	0.000	0.000	0.000		6.46	-	-			0.200
22.000						-	-	0.000	0.000	0.000		0.001	-	-								-	-	0.000	0.000	0.000		8.46	-	-			0.220
24.000						-	-	0.000	0.000	0.000		0.001	-	-								-	-	0.000	0.000	0.000		10.46	-	-			0.240
Totals:						0	0						0	0	0	0						0	0					0	0	0	0		
Number of Trades:						0							0		0							0.00		0				0		0			

PIRAEUS FINANCIAL HOLD (CR)

(Contract Size: 100 Securities, Exercise Style: American, Physical Delivery)

Call Options															Put Options																						
May 2023								June 2023							Other Months		May 2023								June 2023							Other Months					
Exerise Price	Open price	Price max	Price min	Last price	Closing price	Volume	Open Interest	Open price	Price max	Price min	Last price	Closing price	Volume	Open Interest	Volume	Open Interest	Open price	Price max	Price min	Last price	Closing price	Volume	Open Interest	Open price	Price max	Price min	Last price	Closing price	Volume	Open Interest	Volume	Open Interest	Exerise Price				
0.500						-	-	0.000	0.000	0.000		1.70	-	-								-	-	0.000	0.000	0.000		0.001	-	-			0.005				
0.550						-	-	0.000	0.000	0.000		1.65	-	-								-	-	0.000	0.000	0.000		0.001	-	-			0.006				
0.600						-	-	0.000	0.000	0.000		1.60	-	-								-	-	0.000	0.000	0.000		0.001	-	-			0.006				
0.650						-	-	0.000	0.000	0.000		1.55	-	-								-	-	0.000	0.000	0.000		0.001	-	-			0.007				
0.700						-	-	0.000	0.000	0.000		1.50	-	-								-	-	0.000	0.000	0.000		0.001	-	-			0.007				
0.750						-	-	0.000	0.000	0.000		1.45	-	-								-	-	0.000	0.000	0.000		0.001	-	-			0.008				
0.800						-	-	0.000	0.000	0.000		1.40	-	-								-	-	0.000	0.000	0.000		0.001	-	-			0.008				
0.850						-	-	0.000	0.000	0.000		1.35	-	-								-	-	0.000	0.000	0.000		0.001	-	-			0.009				
0.900						-	-	0.000	0.000	0.000		1.30	-	-								-	-	0.000	0.000	0.000		0.001	-	-			0.009				
0.950						-	-	0.000	0.000	0.000		1.25	-	-								-	-	0.000	0.000	0.000		0.001	-	-			0.010				
1.000						-	-	0.000	0.000	0.000		1.20	-	-								-	-	0.000	0.000	0.000		0.001	-	-			0.010				
1.100						-	-	0.000	0.000	0.000		1.10	-	-								-	-	0.000	0.000	0.000		0.001	-	-			0.011				
1.200						-	-	0.000	0.000	0.000		1.00	-	-								-	-	0.000	0.000	0.000		0.001	-	-			0.012				
1.300	0.000	0.000	0.000		0.902	-	-	0.000	0.000	0.000		0.904	-	-			0.000	0.000	0.000		0.001	-	-	0.000	0.000	0.000		0.001	-	-			0.013				
1.400	0.000	0.000	0.000		0.802	-	-	0.000	0.000	0.000		0.805	-	-			0.000	0.000	0.000		0.001	-	-	0.000	0.000	0.000		0.001	-	-			0.014				
1.500	0.000	0.000	0.000		0.702	-	-	0.000	0.000	0.000		0.706	-	-			0.000	0.000	0.000		0.001	-	-	0.000	0.000	0.000		0.002	-	-			0.015				
1.600	0.000	0.000	0.000		0.603	-	-	0.000	0.000	0.000		0.610	-	-			0.000	0.000	0.000		0.001	-	-	0.000	0.000	0.000		0.005	-	-			0.016				
1.700	0.000	0.000	0.000		0.505	-	-	0.000	0.000	0.000		0.516	-	-			0.000	0.000	0.000		0.003	-	-	0.000	0.000	0.000		0.011	-	-			0.017				
1.800	0.000	0.000	0.000		0.411	-	-	0.000	0.000	0.000		0.429	-	-			0.000	0.000	0.000		0.009	-	-	0.000	0.000	0.000		0.023	-	-			0.018				
1.900	0.000	0.000	0.000		0.323	-	-	0.000	0.000	0.000		0.348	-	-			0.000	0.000	0.000		0.020	-	-	0.000	0.000	0.000		0.043	-	-			0.019				
2.000	0.000	0.000	0.000		0.244	-	-	0.000	0.000	0.000		0.276	-	-			0.000	0.000	0.000		0.042	-	-	0.000	0.000	0.000		0.070	-	-			0.020				
2.200	0.000	0.000	0.000		0.122	-	3	0.000	0.000	0.000		0.161	-	-			0.000	0.000	0.000		0.119	-	-	0.235	0.235	0.235	0.235	0.235	2	0			0.022				
2.400	0.000	0.000	0.000		0.052	-	-	0.000	0.000	0.000		0.088	-	-			0.000	0.000	0.000		0.249	-	-	0.000	0.000	0.000		0.281	-	-			0.024				
2.600	0.000	0.000	0.000		0.018	-	-	0.000	0.000	0.000		0.043	-	-			0.000	0.000	0.000		0.416	-	-	0.000	0.000	0.000		0.437	-	-			0.026				
2.800	0.000	0.000	0.000		0.006	-	-	0.000	0.000	0.000		0.020	-	-			0.000	0.000	0.000		0.603	-	-	0.000	0.000	0.000		0.615	-	-			0.028				
3.000	0.000	0.000	0.000		0.001	-	-	0.000	0.000	0.000		0.008	-	-			0.000	0.000	0.000		0.800	-	-	0.000	0.000	0.000		0.804	-	-			0.030				
3.200	0.000	0.000	0.000		0.001	-	-	0.000	0.000	0.000		0.003	-	-			0.000	0.000	0.000		1.00	-	-	0.000	0.000	0.000		1.00	-	-			0.032				
3.400	0.000	0.000	0.000		0.002	-	-	0.000	0.000	0.000		0.001	-	-			0.000	0.000	0.000		1.20	-	-	0.000	0.000	0.000		1.20	-	-			0.034				
Totals:						0	3							0	0	0	0							0	0							2	0	0	0		
Number of Trades:						0							0	0	0							0.00							1	0							

PPC (CR)

(Contract Size: 100 Securities, Exercise Style: American, Physical Delivery)

Call Options															Put Options																				
May 2023							June 2023							Other Months		May 2023							June 2023							Other Months					
Exercise Price	Open price	Price max	Price min	Last price	Closing price	Volume	Open Interest	Open price	Price max	Price min	Last price	Closing price	Volume	Open Interest	Volume	Open Interest	Open price	Price max	Price min	Last price	Closing price	Volume	Open Interest	Open price	Price max	Price min	Last price	Closing price	Volume	Open Interest	Volume	Open Interest	Exercise Price		
3.400						-	-	0.000	0.000	0.000		4.71	-	-								-	-	0.000	0.000	0.000		0.001	-	-			0.034		
3.600						-	-	0.000	0.000	0.000		4.51	-	-								-	-	0.000	0.000	0.000		0.001	-	-			0.036		
3.800						-	-	0.000	0.000	0.000		4.31	-	-								-	-	0.000	0.000	0.000		0.001	-	-			0.038		
4.000						-	-	0.000	0.000	0.000		4.11	-	-								-	-	0.000	0.000	0.000		0.001	-	-			0.040		
4.400						-	-	0.000	0.000	0.000		3.71	-	-								-	-	0.000	0.000	0.000		0.001	-	-			0.044		
4.800						-	-	0.000	0.000	0.000		3.31	-	-								-	-	0.000	0.000	0.000		0.001	-	-			0.048		
5.200						-	-	0.000	0.000	0.000		2.92	-	-								-	-	0.000	0.000	0.000		0.001	-	-			0.052		
5.600	0.000	0.000	0.000		2.51	-	-	0.000	0.000	0.000		2.52	-	-			0.000	0.000	0.000		0.001	-	-	0.000	0.000	0.000		0.002	-	-			0.056		
6.000	0.000	0.000	0.000		2.11	-	-	0.000	0.000	0.000		2.12	-	-			0.000	0.000	0.000		0.001	-	-	0.000	0.000	0.000		0.007	-	-			0.060		
6.400	0.000	0.000	0.000		1.71	-	-	0.000	0.000	0.000		1.74	-	-			0.000	0.000	0.000		0.002	-	-	0.000	0.000	0.000		0.023	-	-			0.064		
6.800	0.000	0.000	0.000		1.32	-	-	0.000	0.000	0.000		1.38	-	-			0.000	0.000	0.000		0.011	-	1	0.000	0.000	0.000		0.058	-	-			0.068		
7.200	0.000	0.000	0.000		0.953	-	-	0.000	0.000	0.000		1.05	-	-			0.000	0.000	0.000		0.043	-	4	0.000	0.000	0.000		0.128	-	-			0.072		
7.600	0.000	0.000	0.000		0.631	-	55	0.000	0.000	0.000		0.766	-	-			0.000	0.000	0.000		0.121	-	-	0.000	0.000	0.000		0.244	-	-			0.076		
8.000	0.000	0.000	0.000		0.379	-	10	0.000	0.000	0.000		0.534	-	-			0.000	0.000	0.000		0.269	-	5	0.000	0.000	0.000		0.412	-	-			0.080		
8.400	0.000	0.000	0.000		0.204	-	11	0.000	0.000	0.000		0.354	-	-			0.000	0.000	0.000		0.493	-	-	0.000	0.000	0.000		0.632	-	-			0.084		
8.800	0.000	0.000	0.000		0.097	-	5	0.000	0.000	0.000		0.224	-	-			0.000	0.000	0.000		0.787	-	-	0.000	0.000	0.000		0.902	-	-			0.088		
9.200	0.000	0.000	0.000		0.042	-	-	0.000	0.000	0.000		0.137	-	-			0.000	0.000	0.000		1.13	-	-	0.000	0.000	0.000		1.22	-	-			0.092		
9.600	0.000	0.000	0.000		0.016	-	-	0.000	0.000	0.000		0.080	-	-			0.000	0.000	0.000		1.51	-	-	0.000	0.000	0.000		1.56	-	-			0.096		
10.000	0.000	0.000	0.000		0.006	-	-	0.000	0.000	0.000		0.045	-	-			0.000	0.000	0.000		1.90	-	-	0.000	0.000	0.000		1.93	-	-			0.100		
11.000	0.000	0.000	0.000		0.001	-	-	0.000	0.000	0.000		0.009	-	-			0.000	0.000	0.000		2.90	-	-	0.000	0.000	0.000		2.90	-	-			0.110		
Totals:						0	81							0	0	0	0	0						10							0	0	0	0	
Number of Trades:						0							0	0		0.00												0	0						

Lending Products	Underlying Title	Multilateral Transactions[1]					Bilateral Transactions[2]		Stock Borrowing through OTC (volume)[3]
		Open Interest[5]	Volume(Offered)	Average Weighted	Transactions volume	Average Weighted	Transactions Volume	Average Weighted	Transactions Volume
ADMIEBOR	ADMIE (IPTO) HOLDING S.A. (CR)	---	---	---	---	---	---	---	452,353
AEGNBOR	AEGEAN AIRLINES (CR)	3,000	---	---	---	---	---	---	26,519
ALPHABOR	ALPHA SERVICES HOLD (CR)	---	---	---	---	---	---	---	58,905,887
ALMYBOR	ALUMIL (CR)	---	---	---	---	---	---	---	---
OTOELBOR	AUTOHELLAS SA (CR)	11,360	---	---	---	---	---	---	49,004
AVAXBOR	AVAX S.A. (CR)	---	---	---	---	---	---	---	---
EEEBOR	CC HBC AG (CR)	8,986	---	---	---	---	---	---	41,108
CENERBOR	CENERGY HOLDINGS (CB)	---	---	---	---	---	---	---	---
ELLAKTORBOR	ELLAKTOR (CR)	9,960	---	---	---	---	---	---	18,876
ELHABOR	ELVALHALCOR (CR)	29,547	---	---	---	---	---	---	64,887
EUROBBOR	EUROBANK HOLDINGS (CR)	157,211	---	---	---	---	---	---	34,076,283
EYDAPBOR	EYDAP S.A. (CR)	17,701	---	---	---	---	---	---	192,792
FFGRPBOR	FOLLI FOLLIE (CR)	---	---	---	---	---	---	---	887,059
FOYRKBOR	FOURLIS (CR)	---	---	---	---	---	---	---	33,536
GEKTERNABOR	GEK TERNA (CR)	---	---	---	---	---	---	---	6,591
SARBOR	GR. SARANTIS S.A. (CR)	564	---	---	---	---	---	---	49,103
EXAEBOR	HELLENIC EXCHANGES-A.S.E. (CR)	1,000	---	---	---	---	---	---	167,401
ELPEBOR	HELLENIQ ENERGY (CR)	1	---	---	---	---	---	---	365,317
INTRKBOR	INTRACOM HOLDINGS (CR)	---	---	---	---	---	---	---	---
INKATBOR	INTRAKAT (CR)	---	---	---	---	---	---	---	---
BELABOR	JUMBO SA (CR)	40,402	---	---	3,800	4.25%	---	---	315,809
LAMDABOR	LAMDA DEVELOPMENT SA (CR)	---	---	---	---	---	---	---	509,423
MIGBOR	MIG (CR)	47,631	---	---	---	---	---	---	1,205,478
MOHBOR	MOTOR OIL (CR)	41,280	---	---	1	4.25%	---	---	1,665,059
MYTILBOR	MYTILINEOS (CR)	6,534	---	---	---	---	---	---	118,488
ETEBOR	NATIONAL BANK (CR)	1,500	---	---	---	---	---	---	9,957,769
OPAPBOR	OPAP (CR)	2,000	---	---	---	---	---	---	1,462,408
HTOBOR	OTE (CR)	---	---	---	---	---	---	---	1,086,157
PPABOR	P.P.A. S.A. (CR)	3,250	---	---	---	---	---	---	65,287
TPEIRBOR	PIRAEUS FINANCIAL HOLD (CR)	5,000	---	---	---	---	---	---	928,744
PPCBOR	PPC (CR)	6,000	---	---	---	---	---	---	1,753,683

Stock Lending Notes

[1] - Multilateral contracts Lending or Borrowing as per Methods 8-1, 8-2 and 8-3-3 (According to ATHEX BoD Resolution No.17)

[2] - Bilateral Contracts Lending or Borrowing as per Methods 8-3-1 and 8-3-2 (According to ATHEX BoD Resolution No.20)

[3] - The information concerning OTC Stock Borrowing Transactions is based on the statements of the Dematerialised Securities System (DSS) operators involved and refers to volumes that have been registered up until the previous working day.

[4] - Average Price (Volume weighted)

[5] - The Data concerning Open Interest before the start of trading session

Lending Products	Underlying Title	Multilateral Transactions[1]					Bilateral Transactions[2]		Stock Borrowing through OTC (volume)[3]
		Open Interest[5]	Volume(Offered)	Average Weighted	Transactions volume	Average Weighted	Transactions Volume	Average Weighted	Transactions Volume
QUALBOR	QUALITY & RELIABILITY SA (CR)	---	---	---	---	---	---	---	---
QUESTBOR	QUEST HOLDINGS (CR)	10,843	---	---	---	---	---	---	73,355
TENERGYBOR	TERNA ENERGY (CR)	---	---	---	---	---	---	---	139,581
TITCBOR	TITAN CEMENT (CB)	2,100	---	---	1	4.25%	---	---	373,471
VIOBOR	VIOHALCO SA/NV (CB)	20,577	---	---	---	---	---	---	---

Stock Lending Notes

[1] - Multilateral contracts Lending or Borrowing as per Methods 8-1, 8-2 and 8-3-3 (According to ATHEX BoD Resolution No.17)

[2] - Billateral Contracts Lending or Borrowing as per Methods 8-3-1 and 8-3-2 (According to ATHEX BoD Resolution No.20)

[3] - The information concerning OTC Stock Borrowing Transactions is based on the statements of the Dematerialised Securities System (DSS) operators involved and refers to volumes that have been registered up until the previous working day.

[4] - Average Price (Volume weighted)

[5] - The Data concerning Open Interest before the start of trading session

Sectors codification for listed companies

12003 -	ETF	10101010	Computer Services
10101015	Software	10102030	Computer Hardware
15101010	Telecommunications Equipment	15102015	Telecommunications Services
20101010	Health Care Facilities	20101025	Health Care Services
20102010	Medical Equipment	20103015	Pharmaceuticals
30101010	Banks	30202000	Diversified Financial Services
30202010	Asset Managers & Custodians	30202015	Investment Services
30204000	Closed End Investments	30302010	Full Line Insurance
30302015	Insurance Brokers	30302025	Property and Casualty Insurance
35101010	Real Estate Holding and Development	35101015	Real Estate Services
35102000	Diversified REITs	35102030	Office REITs
40201040	Rental & Leasing Services: Consumer	40202010	Home Construction
40202015	Household Furnishings	40202020	Household Appliance
40203040	Electronic Entertainment	40203045	Toys
40204020	Clothing & Accessories	40301010	Entertainment
40301030	Publishing	40301035	Radio & TV Broadcasters
40401010	Diversified Retailers	40401020	Apparel Retailers
40401025	Home Improvement Retailers	40401030	Specialty Retailers
40501010	Airlines	40501015	Travel & Tourism
40501020	Casinos & Gambling	40501025	Hotels & Motels
45101015	Distillers & Vintners	45101020	Soft Drinks
45102010	Farming Fishing Ranching & Plantations	45102020	Food Products
45103010	Tobacco	45201010	Food Retailers & Wholesalers
45201020	Personal Products	50101010	Construction
50101020	Building Roof/Wallboard and Plumbing	50101030	Cement
50101035	Building Materials: Other	50202010	Electrical Components
50203000	Diversified Industrials	50203015	Plastics
50203030	Containers & Packaging	50204000	Machinery: Industrial
50204020	Machinery: Construction & Handling	50205010	Industrial Suppliers
50205020	Back Office Support HR & Consulting	50205030	Forms & Bulk Printing Services
50206015	Commercial Vehicles & Parts	50206030	Marine Transportation
50206060	Transportation Services	55101000	Diversified Materials
55101020	Textile Products	55102000	General Mining
55102010	Iron & Steel	55102015	Metal Fabricating
55102035	Aluminum	60101020	Oil Refining and Marketing
65101010	Alternative Electricity	65101015	Conventional Electricity
65102030	Water		



ATHEX
Athens Stock Exchange

Λεωφ. Αθηνών 110 104 42 Αθήνα
110, Athinon Ave. GR 104 42 Athens
tel. (+30)210-33.66.800, fax (+30)210-33.66.101
www.athexgroup.gr