

23

Ημερήσιο Δελτίο
Συναλλακτικής Δραστηριότητας

Daily Official List
of Trading Activity

Wednesday, 26 April, 2023
Year: 144 Trading Day No: 77



ATHEXGROUP
Athens Exchange Group

Disclaimer:

Hellenic Exchanges-Athens Stock Exchange S.A. endeavours to ensure that the data and other material ("Information") presented on the Daily Official List are accurate and complete, but it is not liable for any errors or omissions of data or /and for the accuracy, credibility, updating and completeness of the aforesaid information nor it has any liability arising directly or indirectly from the use of the above Information.

The Company is not liable for the accuracy of the data included in listed companies' announcements. Only the sender of such an announcement is fully and solely liable for any infringement of third party's rights from the content of such announcement. All contents of the Daily Official List are provided only for information purposes and do not constitute investment advice or solicitation to invest in securities or other products listed for trading on the Exchange.

You acknowledge and agree that the Company is the owner of any property rights related to any Information appearing on the Daily Official List including intellectual property rights copyright, trademarks, etc.

The above data are a property of the Hellenic Exchanges-Athens Exchange and are copyright protected. Users are forbidden to reproduce, modify, copy, sale, transmit or redistribute, by all reproduction means and methods, part or the whole of the above data, without reference to their source.

The commercial exploitation of these data is, also, forbidden by third parties. Hellenic Exchanges-Athens Exchange does not carry any responsibility, direct or indirect, derived from usage or accidental alteration of the above data when used by third parties.

Hellenic Exchanges – Athens Stock Exchange S.A.

110 Athinon Ave., 10442 Athens, Tel: (210) 33.66.800, Fax: (210) 32.13.938

www.athexgroup.gr

Thessalonica Stock Exchange Center (T.S.E.C)

16-18 Katouni Str., Thessalonica 546 25 Tel: (2310) 567.667, Fax: (2310) 530.545

Athex Members Guarantee Fund

14-16 Fidiou Str., Athens 106 78, Tel: (210) 33.04.682, Fax: (210) 33.04.155

Hellenic Republic Capital Market Commission

1 Kolokotroni Str. & 1 Stadiou Str., Athens 10562 Tel: (210) 33.77.100 Fax: (210) 33.77.173

Table of Contents

Section 1: Statistical Figures of Securities, Derivatives and Lending

Summary of Markets

Athex Indices

Analytic Figures for Athex Market's Boards and Categories

Trading Details by Athex Sectors and Financial Instruments (ETFs)

Top 10 best & worst performing Shares

Derivatives Summary

Section 2: Analytic Figures of Shares Transactions

Analytic Figures of Shares Transactions

Shares' Notes

Section 3: Figures of Securities Transactions

Securities Blocks Details

Shares Rights Details

Stock Borrowing

Forced Sales Details

Forced Sales Registered Shares

Exchange Traded Funds (ETFs) Characteristics

Section 5: Bonds traded in Fixed Income Assets Market

Convertible Corporate Bonds - Regulated Market

Non Convertible Corporate Bonds - Regulated Market

Government Bonds

Treasury Bills & Zero Coupon Government Bonds

Government Bonds Traded with the Open Outcry Method

State Banks Bonds

Section 6: Additional Infos

Athex & ATHEXClear Members List

List of Stocks under Market Making operations

Section 7: Derivatives Market Analytic Figures

Index Futures

Stock Futures

Index Options

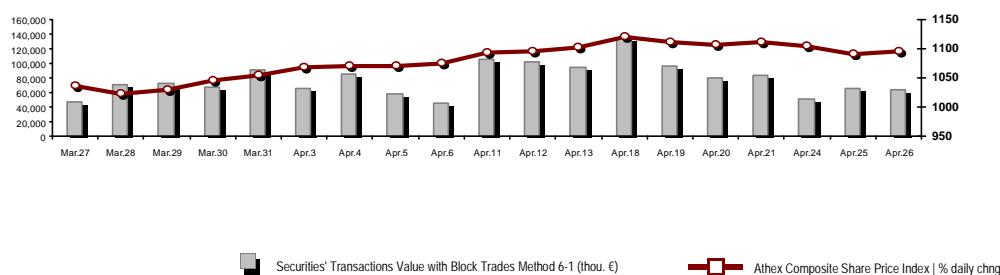
Stock Options

Stock Lending Analytic Figures

Appendix A: Sectors codification for listed companies

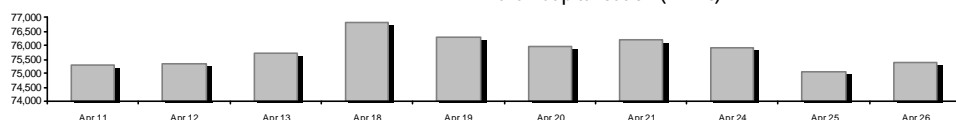
Summary of Markets

Athex Composite Share Price Index vs Shares and Derivatives Transactions Value

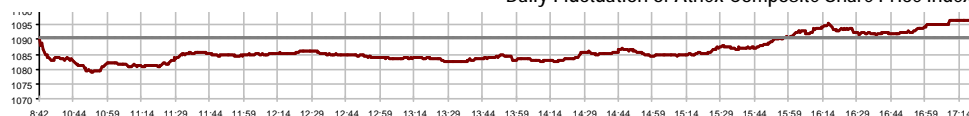


Athex Capitalisation (mill. €) **:	75,390.56		Derivatives Total Open Interest	396,502	
Daily change: mill. € %	337.52	0.45%	in Index Futures % daily chng	6,315	0.30%
Yearly Avg Capitalisation: mill. € % chng prev year Avg	72,396.04	14.80%	in Stock Futures % daily chng	388,886	-0.16%
Athex Composite Share Price Index % daily chng	1,096.42	0.54%	in Index Options % daily chng	833	3.22%
Athex Composite Share Price Index Capitalisation (mill. €)	68,081.55		in Stock Options % daily chng	468	7.34%
Daily change (mill. €)	292.65				
Securities' Transactions Value with Block Trades Method 6-1 (t	64,008.78		Derivatives Contracts Volume:	45,392	
Daily change: %	-2,238.59	-3.38%	Daily change: pieces %	14,066	44.90%
YtD Avg Trans. Value: thou. € % chng prev year Avg	105,479.93	45.99%	YtD Avg Derivatives Contracts % chng prev year Avg	48,678	41.71%
Blocks Transactions Value of Method 6-1 (thou. €)	2,269.54		Derivatives Trades Number:	2,184	
Blocks Transactions Value of Method 6-2 & 6-3 (thou. €)	0.00		Daily change: number %	310	16.54%
Bonds Transactions Value (thou.€)	560.77		YtD Avg Trades number % chng prev year Avg	2,496	21.48%
Securities' Transactions Volume with Block Trades Method 6-1 (tho	19,458.45		Lending Total Open Interest	430,249	
Daily change: thou. pieces %	-5,851.99	-23.12%	Daily change: pieces %	3,802	0.89%
YtD Avg Volume: % chng prev year Avg	43,467.44	53.32%	Lending Volume (Multilateral/Bilateral)	200	
Blocks Transactions Volume of Method 6-1 (thou. Pieces)	184.28		Daily change: pieces %	-3,602	
Blocks Transactions Volume of Method 6-2 & 6-3 (thou. Pieces)	0.00		Multilateral Lending	200	
Bonds Transactions Volume	593,000		Bilateral Lending	0	
Securities' Trades Number with Block Trades Method 6-1	26,734		Lending Trades Number:	4	
Daily change: number %	1,577	6.27%	Daily change: %	0	
YtD Avg Trades number % chng prev year Avg	36,916	25.49%	Multilateral Lending Trades Number	4	
Number of Blocks Method 6-1	7		Bilateral Lending Trades Number	0	
Number of Blocks Method 6-2 & 6-3	0				
Number of Bonds Transactions	145				

Athex Capitalisation (mill. €) **



Daily Fluctuation of Athex Composite Share Price Index



Athex Composite Share Price Index at 25/04/2023

Daily Fluctuation of Athex Composite Share Price Index at 26/04/2023

Athex Indices

Index name	26/04/2023	25/04/2023	pts.	%	Min	Max	Year min	Year max	Year change
Athex Composite Share Price Index	1,096.42 #	1,090.53	5.89	0.54%	1,079.13	1,096.42	929.79	1,140.96	17.92% #
Athex ESG Index	1,244.91 #	1,238.61	6.30	0.51%	1,225.10	1,244.91	1,057.52	1,311.72	17.70% #
FTSE/Athex Large Cap	2,654.53 #	2,640.89	13.64	0.52%	2,612.09	2,654.53	2,250.77	2,795.71	17.90% #
FTSE/Athex Mid Cap Index	1,607.80 #	1,601.10	6.70	0.42%	1,586.92	1,607.80	1,411.43	1,660.73	13.91% #
FTSE/ATHEX High Dividend Yield Index	3,390.22 €	3,394.51	-4.29	-0.13%	3,358.70	3,395.64	3,028.28	3,547.10	11.95% #
FTSE/ATHEX Global Traders Index Plus	3,131.34 #	3,131.32	0.02	0.00%	3,113.44	3,132.29	2,616.09	3,217.08	19.70% #
FTSE/ATHEX Mid & Small Cap Factor-Weighted Ind	4,918.93 #	4,883.06	35.87	0.73%	4,883.06	4,936.06	4,353.12	4,965.04	11.91% #
ATHEX Select Index Plus	3,596.79 #	3,573.29	23.50	0.66%	3,541.95	3,596.79	3,071.06	3,706.63	17.12% #
ATHEX Select Index	5,615.63 €	5,620.79	-5.16	-0.09%	5,477.11	5,644.69	4,343.88	6,091.85	29.28% #
FTSE/Athex Market Index	636.12 #	632.97	3.15	0.50%	626.79	636.12	539.21	662.70	17.94% #
Athex Composite Index Total Return Index	1,945.09 #	1,934.63	10.46	0.54%	1,914.41	1,945.09	1,641.17	2,015.89	18.52% #
FTSE/Athex Large Cap Total Return	4,267.73 #	4,245.80	21.93	0.52%			3,623.42	4,431.63	18.52% #
FTSE/Athex Mid Cap Total Return	2,117.69 #	2,108.87	8.82	0.42%			1,881.61	2,180.39	14.00% #
Hellenic Mid & Small Cap Index	1,569.02 #	1,566.94	2.08	0.13%	1,553.70	1,569.20	1,365.14	1,599.85	14.93% #
FTSE/Athex Banks	817.51 #	799.06	18.45	2.31%	779.90	817.51	640.09	954.15	27.62% #
FTSE/Athex Insurance	2,759.26 €	2,774.55	-15.29	-0.55%	2,736.33	2,805.12	2,675.19	3,042.07	-5.99% €
FTSE/Athex Financial Services	1,127.72 €	1,131.05	-3.33	-0.29%	1,060.41	1,134.92	672.72	1,375.02	64.53% #
FTSE/Athex Industrial Goods & Services	6,031.70 €	6,121.18	-89.48	-1.46%	6,031.70	6,121.18	4,603.86	6,374.93	30.04% #
FTSE/Athex Retail	1,126.31 #	1,099.97	26.34	2.39%	1,099.30	1,126.31	901.21	1,131.82	24.98% #
FTSE/ATHEX Real Estate	3,816.03 #	3,813.12	2.91	0.08%	3,800.20	3,847.38	3,783.96	4,461.05	-6.31% €
FTSE/Athex Consumer Goods & Services	12,009.89 €	12,123.58	-113.69	-0.94%	11,845.13	12,123.58	8,974.47	12,337.62	31.14% #
FTSE/Athex Food & Beverage	10,208.87 #	10,143.18	65.69	0.65%	10,143.18	10,239.45	8,101.49	10,270.02	20.58% #
FTSE/Athex Basic Resources	7,221.99 #	7,221.59	0.40	0.01%	7,143.03	7,272.87	6,463.31	7,812.43	11.29% #
FTSE/Athex Construction & Materials	3,779.77 #	3,766.90	12.87	0.34%	3,711.23	3,788.16	3,204.90	3,846.65	17.94% #
FTSE/Athex Energy	5,020.62 #	4,960.51	60.11	1.21%	4,948.43	5,037.29	4,780.16	5,856.79	-0.18% €
FTSE/Athex Travel & Leisure	2,605.57 €	2,611.00	-5.43	-0.21%	2,584.61	2,614.24	2,196.17	2,663.82	17.51% #
FTSE/Athex Technology	2,303.47 #	2,290.81	12.66	0.55%	2,269.67	2,303.47	2,047.81	2,372.79	12.13% #
FTSE/Athex Telecommunications	3,699.33 €	3,744.05	-44.72	-1.19%	3,696.55	3,746.83	3,511.53	4,391.80	-9.15% €
FTSE/Athex Utilities	5,125.85 €	5,137.10	-11.25	-0.22%	5,070.11	5,151.42	4,598.77	5,289.37	11.46% #
FTSE/Athex Health Care	418.89 ~	418.89	0.00	0.00%	418.89	418.89	390.59	469.84	0.00% ~
FTSE/Athex Personal Products	6,970.48 #	6,804.77	165.71	2.44%	6,793.78	6,970.48	6,441.87	7,905.24	5.51% #
Athex All Share Index	263.25 #	262.07	1.18	0.45%	263.25	263.25	231.11	271.62	14.34% #
Hellenic Corporate Bond Index	120.99 #	120.83	0.16	0.13%			118.78	121.26	1.68% #
Hellenic Corporate Bond Price Index	86.68 #	86.57	0.11	0.12%			85.96	87.55	0.53% #

Note 1: FTSE/Med 100, Hellenic Corporate Bond Price Index and Hellenic Corporate Bond Index closing prices refer to the previous trading day of 24/04/2023.

Note 2: The Hellenic Mid & Small Cap Index is a Customized index calculated by the Athens Exchange.

Analytic Figures for Athex Market's Boards and Categories

	Total Traded Securities	Main Market	Surveillance	Exchange Traded Funds (ETFs)
Totals	115	102	12	1
Gain / Lose / Same:	46 / 44 / 25	43 / 39 / 20	2 / 5 / 5	1 / 0 / 0
Athex Capitalisation (mill. €) **	75,390.56	75,019.31	371.25	
Daily Average Trans/ons Value(thou.€)	105,479.93	105,217.21	283.60	31.01
Transactions Value	64,008.78	63,870.45	61.08	77.25
Main Board:	61,739.24	61,600.90	61.08	77.25
Blocks Board 6_2_3:	2,269.54	2,269.54	0.00	0.00
Forced Sales Board:	0.00	0.00	0.00	0.00
Special Terms Board:	0.00	0.00	0.00	0.00
Daily Average Transactions Volume	43,467,445	42,167,346	1,307,924	1,235
Transactions Volume	19,458,454	18,709,349	746,178	2,927
Main Board:	19,274,170	18,525,065	746,178	2,927
Blocks Board 6_2_3:	184,284	184,284	0	0
Forced Sales Board:	0	0	0	0
Special Terms Board:	0	0	0	0
Daily Average Number of Trades	36,916	36,643	270	3
Number of Trades	26,734	26,536	191	7
Main Board:	26,727	26,529	191	7
Blocks Board 6_2_3:	7	7	0	0
Forced Sales Board:	0	0	0	0
Special Terms Board:	0	0	0	0

Trading Details by Athex Sectors and Financial Instruments (ETFs)

Code	Sectors	Gain / Lose / Same	Number of Trades	Transactions Volume	Transactions Value	% of Total Trans. Value
3010	- Banks	4 / 1 / 1	9,483	14,415,068	27,460,697.25	42.90%
5510	- Basic Resources	3 / 5 / 4	796	234,893	758,973.94	1.19%
5010	- Construction & Materials	7 / 4 / 2	1,602	579,407	1,602,502.25	2.50%
4020	- Consumer Products & Services	2 / 4 / 0	1,353	833,569	5,213,915.61	8.15%
6010	- Energy	2 / 1 / 1	1,727	212,303	3,628,622.35	5.67%
12000	- Financial Instruments	1 / 0 / 0	7	2,927	77,252.68	0.12%
3020	- Financial Services	1 / 3 / 1	360	212,437	220,306.30	0.34%
4510	- Food Beverage & Tobacco	2 / 1 / 3	249	31,075	628,699.47	0.98%
2010	- Health Care	0 / 1 / 1	39	13,815	7,536.60	0.01%
5020	- Industrial Goods & Services	7 / 7 / 3	2,996	676,164	7,309,690.33	11.42%
3030	- Insurance	0 / 1 / 0	9	310	1,120.59	0.00%
4030	- Media	0 / 1 / 1	8	12,490	6,481.24	0.01%
4520	- Personal Care, Drug & Grocery Stores	2 / 0 / 1	294	39,026	265,245.23	0.41%
3510	- Real Estate	3 / 3 / 2	712	193,687	663,243.64	1.04%
4040	- Retail	3 / 1 / 1	479	239,121	805,448.39	1.26%
1010	- Technology	5 / 2 / 3	923	249,818	999,393.37	1.56%
1510	- Telecommunications	0 / 2 / 0	1,795	495,147	6,575,486.22	10.27%
4050	- Travel & Leisure	2 / 4 / 1	1,659	397,265	3,671,092.85	5.74%
6510	- Utilities	2 / 3 / 0	2,243	619,932	4,113,072.19	6.43%

Top 10 best & worst performing Shares

Main Market					
With positive Price change	Closing price	change	With negative Price change	Closing price	change
KARELIA (CR)	322	5.23% #	MIG (CR)	0.1812	-3.92% €
ELTON SA (CR)	2.49	4.18% #	PROFILE SA (CR)	3.25	-2.11% €
NATIONAL BANK (CR)	4.768	3.65% #	THRACE PLASTICS SA (CR)	4.215	-1.98% €
AVAX S.A. (CR)	0.847	3.29% #	MYTILINEOS (CR)	26.52	-1.56% €
ALPHA SERVICES HOLD (CR)	1.177	2.89% #	OTE (CR)	13.24	-1.19% €
MOTODYNAMICS S.A. (CR)	3.33	2.78% #	ELASTRON (CR)	2.57	-1.15% €
IDEAL HOLDINGS (CR)	4.53	2.72% #	JUMBO SA (CR)	21.14	-1.03% €
GR. SARANTIS S.A. (CR)	6.94	2.66% #	BRIQ PROPERTIES (CR)	2.03	-0.98% €
FOURLIS (CR)	3.895	2.50% #	KRI-KRI S.A. (CR)	6.34	-0.94% €
EKTER SA (CR)	1.68	2.44% #	P.P.A. S.A. (CR)	19.32	-0.92% €
With the highest Transactions Value	Value (thou. €)	change	With the highest Transactions Volume	Volume	change
PIRAEUS FINANCIAL HOLD (CR)	10,654.83	1.88% #	PIRAEUS FINANCIAL HOLD (CR)	5,052,991	1.88% #
NATIONAL BANK (CR)	7,119.55	3.65% #	EUROBANK HOLDINGS (CR)	3,946,357	1.06% #
OTE (CR)	6,570.19	-1.19% €	ALPHA SERVICES HOLD (CR)	3,870,169	2.89% #
MYTILINEOS (CR)	5,631.56	-1.56% €	NATIONAL BANK (CR)	1,540,792	3.65% #
EUROBANK HOLDINGS (CR)	5,187.61	1.06% #	OTE (CR)	494,306	-1.19% €
JUMBO SA (CR)	5,080.93	-1.03% €	ADMIE (IPTO) HOLDING S.A. (CR)	268,790	-0.78% €
ALPHA SERVICES HOLD (CR)	4,425.15	2.89% #	JUMBO SA (CR)	242,015	-1.03% €
MOTOR OIL (CR)	3,195.23	1.65% #	CENERGY HOLDINGS (CB)	240,664	-0.89% €
OPAP (CR)	3,194.82	-0.46% €	PPC (CR)	214,668	-0.31% €
PPC (CR)	1,711.95	-0.31% €	MYTILINEOS (CR)	211,524	-1.56% €

Note: Stocks that are not included in the "Under Supervision" category, and the transactions value is more than 10,000 €.

Derivatives Summary

	Number of Trades	Volume	Open Interest
Index Futures	367	1,663	6,315
FTSE/Athex Banks	50	386	994
FTSE/Athex Large Cap	317	1,277	5,321
Stock Futures	1,808	43,718	388,886
ADMIE (IPTO) HOLDING S.A. (CR)	11	84	12,608
AEGEAN AIRLINES (CR)	2	4	1,935
ALPHA SERVICES HOLD (CR)	374	16,142	127,049
AUTOHELLAS SA (CR)	0	0	71
AVAX S.A. (CR)	2	10	372
CC HBC AG (CR)	9	24	451
CENERGY HOLDINGS (CB)	35	234	5,791
ELLAKTOR (CR)	1	2	852
ELVALHALCOR (CR)	9	63	1,318
EUROBANK HOLDINGS (CR)	189	3,113	33,621
EYDAP S.A. (CR)	4	17	504
FOURLIS (CR)	6	25	1,545
GEK TERNA (CR)	18	63	8,191
HELLENIC EXCHANGES-A.S.E. (CR)	5	22	1,810
HELLENIQ ENERGY (CR)	8	23	1,524
INTRACOM HOLDINGS (CR)	1	1	4,470
INTRAKAT (CR)	27	205	8,199
JUMBO SA (CR)	6	6	383
LAMDA DEVELOPMENT SA (CR)	16	37	5,731
MIG (CR)	8	50	1,335
MOTOR OIL (CR)	20	61	1,204
MYTILINEOS (CR)	57	121	2,301
NATIONAL BANK (CR)	330	5,184	22,604
OPAP (CR)	2	8	1,807
OTE (CR)	42	180	10,367
P.P.A. S.A. (CR)	0	0	363
PIRAEUS FINANCIAL HOLD (CR)	529	17,666	92,560
PPC (CR)	44	188	22,885
QUEST HOLDINGS (CR)	0	0	97
TERNA ENERGY (CR)	7	10	10,219
TITAN CEMENT (CB)	0	0	892
VIOHALCO SA/NV (CB)	46	175	5,827
Index Options	9	11	833
FTSE/Athex Large Cap	9	11	833
Stock Options	0	0	468
ALPHA SERVICES HOLD (CR)	0	0	29
NATIONAL BANK (CR)	0	0	280
OPAP (CR)	0	0	63
OTE (CR)	0	0	0
PIRAEUS FINANCIAL HOLD (CR)	0	0	5
PPC (CR)	0	0	91
Total Derivatives Traded	2,184	45,392	396,502

Number of Outstanding Securities	Nominal Value	Dividends [1]			Date of Last Coupon Dividend [2]		Note	Shares	Closing price	% change	Previous closing price/date		Open price	Price min	Price max	Last price	Avg price	Last Bid [7]		Last Ask [7]		P/E after tax	Year	Volume	Trades	Transactions Value[8]	Company Mkt Value (thou. €)	Year low	Year high	Sector[4]
----------------------------------	---------------	---------------	--	--	----------------------------------	--	------	--------	---------------	----------	-----------------------------	--	------------	-----------	-----------	------------	-----------	--------------	--	--------------	--	---------------	------	--------	--------	-----------------------	-----------------------------	----------	-----------	------------

Main Market - High Liquidity Class

2,348,908,567	0.290	---	---	---	07/04/2008	18/04/2017	---	ALPHA SERVICES HOLD (CR)	1.177	2.89 P	1.144	25/04/2023	1.127	1.122	1.177	1.177	1.143	3000@1.17	10468@1.18	---	---	---	---	3,870,169	1,985	4,425,145.53	2,764,665.38	1.0015	1.513	30101010
45,033,921	0.050	---	---	---	04/06/2008	27/03/2023	---	ATTICA BANK S.A. (CR)	13.2	---	13.2	25/04/2023	13.14	13.14	13.4	13.2	13.236	122@13.20	80@13.30	---	---	---	---	686	18	9,079.58	594,447.76	10.62	48.75	30101010
18,176,934	1.00	---	---	---		27/01/2023	---	AUSTRIACARD (CB)	11.4	---	11.4	25/04/2023	11.9	11.3	11.9	11.4	11.343	100@11.00	81@11.40	---	---	---	---	395	8	4,480.50	207,217.05	11.1	13.42	10101010
48,624,764	0.080	0.23	0.46	0.65	24/04/2023	05/12/2022	---	AUTOHELLAS SA (CR)	12.98	-0.31 E	13.02	25/04/2023	12.94	12.72	12.98	12.98	12.817	200@12.82	854@12.98	---	---	---	---	8,961	137	114,849.78	631,149.44	10.06	13.2	40201040
190,162,681		---	---	---		07/12/2016	---	CENERGY HOLDINGS (CB)	4.45	-0.89 E	4.49	25/04/2023	4.49	4.37	4.49	4.45	4.415	498@4.45	2922@4.46	---	---	---	---	240,664	509	1,062,454.19	846,223.93	3.015	4.575	50202010
372,086,095	6.70	0.64	0.71	---	07/07/2022	29/04/2013	---	CC HBC AG (CR)	27.3	0.66 P	27.12	25/04/2023	27.3	27.21	27.38	27.3	27.285	2@27.28	3400@27.30	---	---	---	---	20,592	151	561,843.830	157,950.39	21.54	27.46	45101020
3,710,677,508	0.220	---	---	---	02/05/2008	20/05/2019	---	EUROBANK HOLDINGS (CR)	1.34	1.06 P	1.326	25/04/2023	1.3065	1.287	1.349	1.34	1.315	5000@1.33	11210@1.34	---	---	---	---	3,946,357	1,907	5,187,613.58	4,972,307.86	1.0495	1.4935	30101010
52,131,944	1.00	---	0.1102	---	30/06/2022	23/07/2019	---	FOURLIS (CR)	3.895	2.50 P	3.8	25/04/2023	3.83	3.815	3.895	3.895	3.836	701@3.88	186@3.90	---	---	---	---	58,679	142	225,104.92	203,053.92	3.26	3.99	40401010
305,635,185	2.18	0.1	0.1	0.3	11/01/2023	01/10/2003	---	HELLENIO ENERGY (CR)	7.25	---	7.25	25/04/2023	7.27	7.21	7.32	7.25	7.26	1019@7.24	40@7.26	---	---	---	---	57,297	448	415,982.35	2,215,855.09	6.93	8.68	60101020
83,600,000	0.880	---	---	---	03/07/2007	23/09/2022	---	INTRACOM HOLDINGS (CR)	1.786	0.90 P	1.77	25/04/2023	1.76	1.758	1.788	1.786	1.772	2755@1.78	367@1.79	---	---	---	---	24,740	89	43,846.58	149,309.60	1.678	2.12	10101010
160,523,985	0.300	---	---	---	12/08/2008	30/12/2022	---	INTRAKAT (CR)	1.612	-0.49 E	1.62	25/04/2023	1.61	1.598	1.614	1.612	1.605	500@1.61	1500@1.61	---	---	---	---	124,622	326	200,007.80	258,764.66	1.366	1.788	50101010
136,059,759	0.880	0.77	0.77	---	21/03/2023	05/03/2014	---	JUMBO SA (CR)	21.14	-1.03 E	21.36	25/04/2023	21.32	20.86	21.32	21.14	20.994	280@20.90	1904@21.14	---	---	---	---	242,015	1,071	5,080,927.72	2,876,303.31	15.61	22.06	40203045
176,736,715	0.300	---	---	---	30/05/2007	27/11/2019	---	LAMDA DEVELOPMENT SA (CR)	5.58	0.18 P	5.57	25/04/2023	5.57	5.56	5.63	5.58	5.583	116@5.57	839@5.59	---	---	---	---	86,599	408	483,459.90	986,190.87	5.55	6.6	35101010
939,510,748	0.100	---	---	---	26/04/2007	29/08/2014	---	MIG (CR)	0.1812	-3.92 E	0.1886	25/04/2023	0.161	0.16	0.186	0.1812	0.178	5250@0.181	50358@0.181	---	---	---	---	167,352	87	29,778.74	170,239.35	0.0329	0.28	30202000
107,222,688	0.440	---	(0.5667)	---	17/06/2022	16/03/2022	---	QUEST HOLDINGS (CR)	4.9	-0.10 E	4.905	25/04/2023	4.99	4.84	4.99	4.9	4.895	24@4.90	365@4.91	---	---	---	---	30,134	143	147,494.26	525,391.17	4.655	5.46	10101010
78,325,475		---	---	---		23/07/2019	---	TITAN CEMENT (CB)	15.04	---	15.04	25/04/2023	15	14.76	15.1	15.04	14.956	8@15.00	1237@15.04	---	---	---	---	19,937	243	298,168.70	1,178,015.14	12.04	16	50101030
259,189,761		0.02	0.1	---	03/06/2022	26/02/2016	---	VIOHALCO SA/NV (CB)	4.595	0.44 P	4.575	25/04/2023	4.605	4.5	4.63	4.595	4.577	150@4.55	262@4.59	---	---	---	---	121,456	416	555,911.08	1,190,976.95	3.995	4.86	55102015
144,321,516	0.300	---	---	---	01/07/2011	22/01/2020	---	AVAX S.A. (CR)	0.847	3.29 P	0.82	25/04/2023	0.822	0.807	0.848	0.847	0.836	1000@0.845	5@0.848	---	---	---	---	172,693	261	144,389.02	122,240.32	0.748	1	50101010
232,000,000	2.12	0.1069	0.0854	0.0682	29/08/2022	19/06/2017	---	ADMIE (IPTO) HOLDING S.A. (CR)	1.782	-0.78 E	1.796	25/04/2023	1.78	1.75	1.79	1.782	1.765	10546@1.78	2000@1.79	14.21	2022	---	---	268,790	374	474,381.76	413,424.00	1.64	2.035	65101015
90,167,100	0.500	---	---	---	03/06/2019	24/05/2021	---	AEGEAN AIRLINES (CR)	7.89	2.34 P	7.71	25/04/2023	7.64	7.64	7.98	7.89	7.86	194@7.88	1309@7.89	---	---	---	---	50,296	332	395,311.30	711,418.42	5.27	8.15	40501010
103,423,291	0.570	---	---	---	01/08/2011	06/09/2022	---	GEK TERNA (CR)	12.46	0.16 P	12.44	25/04/2023	12.44	12.14	12.6	12.46	12.368	100@12.44	206@12.48	---	---	---	---	56,476	337	698,475.46	1,288,654.21	10.42	12.74	50101010
382,000,000	2.48	---	---	---	20/07/2015	12/12/2001	---	PPC (CR)	7.985	-0.31 E	8.01	25/04/2023	7.945	7.88	8.05	7.985	7.975	758@7.97	1648@7.99	---	---	---	---	214,668	732	1,711,945.70	3,050,270.00	6.6	8.48	65101015
914,715,153	1.00	---	---	---	16/05/2008	29/08/2018	---	NATIONAL BANK (CR)	4.768	3.65 P	4.6	25/04/2023	4.57	4.471	4.768	4.768	4.621	100@4.71	6000@4.77	---	---	---	---	1,540,792	2,705	7,119,548.69	4,361,361.85	3.746	5.528	30101010
375,241,586	0.390	0.01	0.03	---	30/05/2022	14/07/2006	---	ELVALHALCOR (CR)	1.69	-0.47 E	1.698	25/04/2023	1.71	1.672	1.71	1.69	1.689	500@1.69	2100@1.70	---	---	---	---	76,816	203	129,734.86	634,158.28	1.52	1.894	55102015
348,192,005	0.040	---	---	---	05/07/2011	16/07/2021	---	ELLAKTOR (CR)	2.03	2.01 P	1.99	25/04/2023	2.025	1.972	2.04	2.03	2.009	773@2.00	2752@2.03	---	---	---	---	76,658	224	153,975.01	706,829.77	1.706	2.455	50101010
60,348,000	0.420	0.07	0.1515	---	08/06/2022	04/08/2021	---	HELLENIC EXCHANGES-A.S.E. (CR)	4.045	1.63 P	3.98	25/04/2023	4	3.92	4.045	4.045	4.002	1000@4.03	10@4.06	---	---	---	---	40,771	152	163,149.91	244,107.66	3.09	4.525	30202015
106,500,000	0.600	---	0.28	---	05/09/2022	13/09/2021	---	EYDAP S.A. (CR)	6.8	1.49 P	6.7	25/04/2023	6.55	6.55	6.87	6.8	6.787	250@6.77	201@6.79	---	---	---	---	52,705	414	357,724.69	724,200.00	6.36	7.34	65102030
110,782,980	0.750	---	0.9054	0.4058	21/11/2022	04/11/2013	---	MOTOR OIL (CR)	22.12	1.65 P	21.76	25/04/2023	21.9	21.7	22.22	22.12	21.998	819@22.02	532@22.14	---	---	---	---	145,252	1,235	3,195,226.66	2,450,519.52	20.84	25.82	60101020
142,891,161	0.970	0.378	0.4341	---	24/06/2022	07/07/2017	---	MYTILINEOS (CR)	26.52	-1.56 E	26.94	25/04/2023	26.74	26.52	26.84	26.52	26.624	2042@26.50	500@26.60	---	---	---	---	211,524	1,805	5,631,563.06	3,789,473.59	19.94	28.4	50203000
25,000,000	2.00	0.4	0.628	---	25/07/2022	08/08/2003	---	P.P.A. S.A. (CR)	19.32	-0.92 E	19.5	25/04/2023	19.5	19.32	19.64	19.32	19.486	200@19.30	300@19.44	9.13	2022	---	---	8,688	180	169,292.82	483,000.00	15.86	19.84	50206060
363,341,859	0.300	0.55	0.6	0.3	19/10/2022	29/07/2022	---	OPAP (CR)	15.22	-0.46 E	15.29	25/04/2023	15.21	15.12	15.27	15.22	15.2	765@15.22	737@15.24	---	---	---	---	210,182	1,233	3,194,816.64	5,530,063.09	13.02	15.6	40501020
433,664,596	2.83	0.6879	0.8231	---	01/07/2022	18/06/1998	---	OTE (CR)	13.24	-1.19 E	13.4	25/04/2023	13.4	13.23	13.44	13.24	13.292	6360@13.23	490@13.28	---	---	---	---	494,306	1,779	6,570,188.36	5,741,719.25	12.57	15.73	15102015
1,250,367,223	0.930	---	---	---	16/05/2008	14/04/2021	---	PIRAEUS FINANCIAL HOLD (CR)	2.172	1.88 P	2.132	25/04/2023	2.112	2.054	2.172	2.172	2.109	400@2.16	190409@2.17	---	---	---	---	5,052,991	2,789	10,654,833.97	2,715,797.61	1.43	2.449	30101010
43,741,452	0.660	0.16	0.2723	0.0698	30/01/2023	01/11/1999	---	THRACE PLASTICS SA (CR)	4.215	-1.98 E	4.3	25/04/2023	4.325	4.215	4.335	4.215	4.272	441@4.22	300@4.22	---	---	---	---	31,708	212	135,470.81	184,370.22	3.76	4.68	50203015
69,877,484	0.780	0.2239	0.1493	---	03/06/2022	13/06/2018	---	GR. SARANTIS S.A. (CR)	6.94	2.66 P	6.76	25/04/2023	6.8	6.75	6.94	6.94	6.894	500@6.84	386@6.94	---	---	---	---	38,196	285	263,329.38	484,949.74	6.39	8	45201020
115,855,090	0.300	0.3407	0.3411	---	04/07/2022	05/03/2020	---	TERNA ENERGY (CR)	20.4	-0.39 E	20.48	25/04/2023	20.36	20.2	20.5	20.4	20.375	115@20.36	5416@20.40	---	---	---	---	75,687	674	1,542,146.36	2,363,443.84	17.89	21.04	65101010

Number of Outstanding Securities	Nominal Value	Dividends [1]			Date of Last Coupon		Note	Shares	Closing price	% change	Previous closing price/date		Open price	Price min	Price max	Last price	Avg price	Last Bid [7]	Last Ask [7]	P/E after tax	Year	Volume	Trades	Transactions Value[8]	Company Mkt Value (thou. €)	Year low	Year high	Sector[4]	
		2020	2021	2022	Dividend [2]	Right																							
Main Market - Medium Liquidity Class																													
13,126,020	0.660	0.0837	0.1163	---	22/06/2022	04/09/2020	---	AS COMPANY SA (CR)	2.2	---	↘	2.2	25/04/2023	2.2	2.2	2.2	2.2	2.2	1700@2.17	50@2.21	---	---	100	1	220.00	28,877.24	2.02	2.38	40401030
3,114,144	0.360	0.1558	0.3427	---	14/06/2022	02/06/2020	---	ALPHA TRUST (CR)	5.5	---	↘	5.5	25/04/2023	5.5	5.5	5.5	5.5	5.5	100@5.35	100@5.55	---	---	1,720	95	9,460.00	17,127.79	4.32	5.5	30202010
14,000,000	4.15	---	3.42	---	14/09/2022	29/06/1999	---	ALPHA REAL ESTATE SA(CR)	8.12	-0.25	€	8.14	25/04/2023	8.02	8.02	8.4	8.1	8.162	10@8.10	190@8.14	---	---	217	7	1,771.20	113,680.00	6.68	9.22	35101015
215,805,843	0.300	0.05	---	---	30/12/2021	15/11/2022	---	ATTICA HOLDINGS (CR)	2.49	-0.40	€	2.5	25/04/2023	2.49	2.48	2.5	2.49	2.49	4181@2.49	8839@2.50	---	---	13,197	15	32,858.52	537,356.55	1.865	2.5	40501015
151,654,947	0.040	---	---	---	01/07/2008	21/02/2020	---	AVE (CR)	0.52	-1.14	€	0.526	25/04/2023	0.518	0.518	0.52	0.52	0.52	1999@0.522	500@0.548	---	---	12,450	7	6,471.80	78,860.57	0.506	0.586	40301010
35,764,593	2.10	0.06	0.075	---	26/04/2022	25/11/2019	---	BRIQ PROPERTIES (CR)	2.03	-0.98	€	2.05	25/04/2023	2.03	2.02	2.04	2.02	2.03	2442@2.02	2000@2.04	---	---	13,514	43	27,437.34	72,602.12	1.9	2.11	35102030
101,123,806	0.360	---	---	---	22/07/2010	28/06/2011	---	CENTRIC HOLDINGS (CR)	0.29	-1.36	€	0.294	25/04/2023	0.298	0.285	0.298	0.29	0.29	350@0.287	1043@0.290	---	---	15,237	46	4,412.30	29,325.90	0.263	0.333	40203040
784,500	10.00	---	0.3	---	24/05/2022	31/07/2018	---	CNL CAPITAL (CR)	7	-2.78	€	7.2	25/04/2023	7.2	6.95	7.2	6.95	7.021	100@7.10	100@7.20	16.12	2021	529	5	3,714.05	5,491.50	6.8	8	30202010
10,246,800	0.300	---	---	---	06/10/2005	13/02/2002	---	CPI SA (CR)	0.564	---	↘	0.564	25/04/2023	0.56	0.56	0.564	0.564	0.563	300@0.556	980@0.564	---	---	310	3	174.60	5,779.20	0.548	0.722	10102030
18,680,300	0.050	---	---	---	06/07/2022	---	---	DIMAND (CR)	11.9	---	↘	11.9	25/04/2023	11.95	11.8	12	11.9	11.924	100@11.75	480@11.90	---	---	3,018	38	35,986.20	222,295.57	11.6	14.9	35101010
54,200,000	0.075	---	0.035	---	19/07/2022	23/11/2021	---	EPSILON NET (CR)	7.79	---	↘	7.79	25/04/2023	7.66	7.61	7.79	7.79	7.719	734@7.70	9995@7.79	---	---	23,070	84	178,066.78	422,218.00	6.2	8	10101015
40,134,921	0.400	---	---	---	30/08/1993	05/12/2022	---	IDEAL HOLDINGS (CR)	4.53	2.72	P	4.41	25/04/2023	4.39	4.37	4.575	4.53	4.492	500@4.49	1000@4.54	---	---	40,643	160	182,551.48	181,811.19	3.38	4.8	10102030
167,868,482	0.300	---	---	---	20/08/2007	28/11/2022	---	LAVIPHARM SA (CR)	0.388	-0.77	€	0.391	25/04/2023	0.4	0.388	0.4	0.388	0.39	4027@0.388	4000@0.398	---	---	11,910	22	4,643.08	65,132.97	0.366	0.48	20103015
4,740,000	0.860	---	---	---	14/03/2003	---	---	LOGISMOS S.A. (CR)	1	---	↘	1	25/04/2023	---	---	---	---	---	1000@0.960	6693@1.00	-(6)-	2022	---	---	---	4,740.00	0.946	1.1	10101015
17,120,280	0.940	0.06	0.06	---	27/06/2022	02/08/2019	---	LOULIS FOOD (CR)	2.57	---	↘	2.57	25/04/2023	2.44	2.44	2.57	2.57	2.499	350@2.51	188@2.57	---	---	2,206	35	5,513.26	43,999.12	2.38	2.82	45102020
4,419,616	1.58	---	---	0.1131	01/03/2023	04/03/2015	---	MEDICON S.A (CR)	3.7	---	↘	3.7	25/04/2023	---	---	---	---	---	500@3.62	50@3.77	---	---	---	---	---	16,352.58	3.45	4.15	20102010
468,700	2.24	3.42	---	---	03/05/2022	21/05/2004	---	MERMEREN KOMB. A.D. PR. (GDR)	51.5	---	↘	51.5	25/04/2023	47.6	47.6	51.5	51.5	50	21@49.20	26@51.50	1.62	2021	79	7	3,950.00	24,138.05	43.4	59	55102000
10,500,000	0.950	---	---	---	24/06/2008	22/07/2022	---	MEVACO SA (CR)	3.18	-0.63	€	3.2	25/04/2023	3.1	3.08	3.18	3.18	3.126	800@3.08	297@3.18	17.23	2021	2,364	17	7,390.48	33,390.00	2.52	3.26	55102015
87,127,162	0.500	---	---	---	21/05/2008	28/07/2021	---	PREMIA (CR)	1.12	-0.88	€	1.13	25/04/2023	1.13	1.11	1.132	1.12	1.121	1500@1.12	981@1.12	---	---	73,153	170	82,009.76	97,582.42	1.07	1.36	35101010
24,377,795	0.230	---	---	---	27/06/2022	08/06/2022	---	PROFILE SA (CR)	3.25	-2.11	€	3.32	25/04/2023	3.33	3.22	3.33	3.25	3.264	1000@3.22	1104@3.25	---	---	54,749	257	178,687.57	79,227.83	2.575	3.56	10101010
27,345,120	0.280	---	---	---	18/07/2005	26/02/2014	---	QUALITY & RELIABILITY SA (CR)	0.538	1.51	P	0.53	25/04/2023	0.53	0.52	0.542	0.538	0.528	640@0.526	445@0.534	---	---	16,823	40	8,889.89	14,711.67	0.465	0.6	10101010
6,456,530	1.08	0.0804	0.12	---	14/07/2022	02/08/2010	---	SPACE HELLAS SA (CR)	6.34	-1.25	€	6.42	25/04/2023	6.3	6.26	6.4	6.4	6.299	1@6.40	610@6.42	---	---	841	16	5,297.86	40,934.40	5.28	6.9	15101010
17,190,046	0.290	---	---	---	16/11/1992	30/11/2022	---	UNIBIOS (CR)	0.62	1.31	P	0.612	25/04/2023	0.606	0.606	0.62	0.62	0.615	765@0.616	5443@0.620	---	---	16,710	21	10,283.99	10,657.83	0.558	0.719	50204000
32,413,681	0.370	---	---	---	15/07/2009	11/05/2000	---	ALUMIL (CR)	2.11	---	↘	2.11	25/04/2023	2.18	2.08	2.18	2.11	2.103	1000@2.10	100@2.11	---	---	3,870	24	8,138.49	68,392.87	1.986	2.54	55102035
3,534,269	3.44	(0.4452)	0.6908	---	16/12/2022	19/07/2022	---	ANDROMEDA SA (CR)	6.84	-0.58	€	6.88	25/04/2023	6.98	6.82	7	6.84	6.878	62@6.82	267@6.84	---	2022	2,065	21	14,203.60	24,174.40	5.9	7.1	30204000
18,810,000	0.400	---	---	---	08/07/2010	14/11/2007	---	VARVERIS - MODA BAGNO SA (CR)	0.71	-1.39	€	0.72	25/04/2023	0.675	0.67	0.71	0.71	0.689	500@0.675	1000@0.720	---	---	3,820	9	2,633.50	13,355.10	0.62	0.8	40401025
23,986,500	1.05	---	---	---	26/06/2009	15/03/2000	---	BIOKARPET S.A.(CR)	2.08	0.97	P	2.06	25/04/2023	2	2	2.13	2.08	2.093	150@2.01	163@2.08	---	---	17,013	33	35,610.06	49,891.92	1.5	2.14	50101035
6,325,000	0.600	---	0.19	---	04/07/2022	17/02/2014	---	VOYATZOGLOU (CR)	2.48	1.64	P	2.44	25/04/2023	2.48	2.48	2.48	2.48	2.48	140@2.20	393@2.40	---	---	225	2	558.00	15,686.00	1.97	2.48	50205010
24,060,000	0.300	0.035	0.055	0.075	25/04/2023	01/07/2019	---	GEN. COMMERCIAL & IND.SA (CR)	1.3	3.18	P	1.26	25/04/2023	1.28	1.27	1.3	1.3	1.28	9@1.27	1450@1.30	8.04	2022	1,646	7	2,106.45	31,278.00	1.175	1.42	50205010
15,878,748	0.480	---	---	---	10/07/2006	22/03/2004	---	DOMIKI KRITIS SA (CR)	0.74	-0.80	€	0.746	25/04/2023	0.74	0.73	0.74	0.74	0.737	200@0.742	452@0.748	---	---	10,930	12	8,058.20	11,750.27	0.71	0.85	50101010
34,720,000	0.310	---	---	---	16/06/2010	01/08/2007	---	DROMEAS SA (CR)	0.324	0.62	P	0.322	25/04/2023	0.321	0.318	0.333	0.318	0.324	150@0.319	6113@0.332	---	---	3,794	8	1,228.50	11,249.28	0.3	0.389	40202015
13,673,200	0.880	---	---	---	18/07/2008	26/07/2001	---	EVROFARMA SA (CR)	0.845	---	↘	0.845	25/04/2023	---	---	---	---	---	200@0.815	1500@0.840	---	---	---	---	---	11,553.85	0.684	0.876	45102020
11,250,000	0.520	---	0.0405	---	01/08/2022	09/11/2015	---	EKTER SA (CR)	1.68	2.44	P	1.64	25/04/2023	1.635	1.63	1.68	1.68	1.639	1000@1.65	900@1.69	---	---	17,100	37	28,031.18	18,900.00	1.33	1.755	50101010
18,410,839	1.00	0.027	0.262	---	24/08/2022	10/09/2010	---	ELASTRON (CR)	2.57	-1.15	€	2.6	25/04/2023	2.62	2.56	2.62	2.57	2.592	202@2.57	50@2.61	---	---	13,145	60	34,071.77	47,315.86	2.21	2.82	55102010
60,295,607	0.240	---	---	---	09/07/2007	01/07/2021	---	ELGEKA SA (CR)	0.454	0.89	P	0.45	25/04/2023	0.454	0.454	0.454	0.454	0.455	2000@0.400	100@0.446	---	---	4	1	1.82	27,374.21	0.38	0.459	45201010
23,828,130	0.500																												

Number of Outstanding Securities	Nominal Value	Dividends [1]			Date of Last Coupon		Note	Shares	Closing price	% change	Previous closing price/date	Open price	Price min	Price max	Last price	Avg price	Last Bid [7]	Last Ask [7]	P/E after tax	Year	Volume	Trades	Transactions Value[8]	Company Mkt Value (thou. €)	Year low	Year high	Sector[4]		
		2020	2021	2022	Dividend [2]	Coupon Right																							
26,730,187	0.520	0.08	0.1	---	29/06/2022	01/08/2017	---	ELTON SA (CR)	2.49	4.18 P	2.39	25/04/2023	2.37	2.36	2.49	2.49	2.408	210@2.44	280@2.49	---	---	85,553	119	205,970.51	66,558.17	2.08	2.49	50205010	
30,000,000	0.050	0.06	0.09	---	13/05/2022	11/06/2020	---	ENTERSOFT (CR)	4.5	1.12 P	4.45	25/04/2023	4.45	4.45	4.53	4.5	4.501	1050@4.47	1354@4.50	---	---	55,872	125	251,495.84	135,000.00	3.61	4.55	10101015	
36,300,000	1.12	0.223	0.2186	---	14/09/2022	12/12/2007	---	THESSALONIKA WATER & SEWERAGE	3.35	0.30 P	3.34	25/04/2023	3.33	3.3	3.36	3.35	3.325	5@3.34	661@3.35	---	---	8,082	49	26,873.68	121,605.00	3.3	3.66	65102030	
14,833,480	0.300	---	---	---	02/06/2010	04/02/2022	---	EUROCONSULTANTS S.A. (CR)	0.648	0.93 P	0.642	25/04/2023	0.642	0.63	0.648	0.648	0.639	500@0.622	3755@0.648	---	---	10,250	31	6,550.10	9,612.10	0.576	0.66	50205020	
86,735,980	0.310	---	---	---	06/07/2009	18/08/2022	---	ATHENS MEDICAL CENTER SA (CR)	1.53	---	1.53	25/04/2023	1.51	1.51	1.555	1.53	1.519	683@1.51	971@1.53	---	---	1,905	17	2,893.52	132,706.05	1.4	1.8	20101025	
114,320,400	0.100	---	0.01	---	26/11/2021	05/08/2019	---	IKTINOS HELLAS SA (CR)	0.54	0.56 P	0.537	25/04/2023	0.532	0.524	0.544	0.54	0.531	1100@0.531	1341@0.540	---	---	20,716	63	10,998.92	61,733.02	0.4855	0.675	50101035	
8,226,132	0.450	---	---	---	15/05/2009	13/10/2014	---	ILYDA S.A. (CR)	1.22	1.25 P	1.205	25/04/2023	1.2	1.2	1.22	1.22	1.202	500@1.18	1045@1.22	23.34	2021	3,082	14	3,705.87	10,035.88	1.055	1.41	10101015	
2,566,836	0.440	---	0.016	---	15/07/2022	09/01/2007	---	INTERWOOD-XYLEMPORIA (PR)	0.33	---	0.33	25/04/2023	---	---	---	---	---	---	2000@0.330	---	---	---	---	---	---	10,538.30	0.192	0.332	50101020
34,986,430	0.440	---	---	---	25/07/2008	23/02/2010	---	INTERWOOD-XYLEMPORIA (CR)	0.277	-0.72 E	0.279	25/04/2023	0.276	0.274	0.279	0.278	0.277	1500@0.271	3800@0.276	---	---	51,790	35	14,358.67	10,538.30	0.1975	0.3	50101020	
18,567,912	0.590	0.12	0.12	---	06/07/2022	26/01/2021	---	INTERLIFE G.C.I.(CR)	3.61	-0.55 E	3.63	25/04/2023	3.67	3.58	3.67	3.62	3.615	10@3.56	21@3.62	4.30	2021	310	9	1,120.59	67,030.16	3.5	3.98	30302025	
8,424,900	0.500	---	---	---	12/07/2010	04/07/2019	---	INTERTECH SA (CR)	1.045	3.47 P	1.01	25/04/2023	1.05	1.045	1.05	1.045	1.045	150@1.01	84@1.05	18.04	2022	47	6	49.12	8,804.02	0.92	1.235	50205010	
19,804,134	0.150	---	---	---	01/07/2004	06/11/2017	---	KEKROPS SA (CR)	1.06	2.91 P	1.03	25/04/2023	1.045	1.02	1.07	1.07	1.06	304@1.02	85@1.06	---	2021	6,046	19	6,408.47	20,992.38	0.903	1.4	35101010	
40,219,218	0.260	---	---	---	29/08/2022	10/06/2019	---	KLOUKINAS - LAPPAS SA (CR)	0.966	0.42 P	0.962	25/04/2023	0.972	0.954	0.972	0.966	0.958	233@0.956	580@0.966	---	---	10,252	26	9,818.03	38,851.76	0.5	0.972	50101010	
11,510,102	0.890	---	---	---	24/06/2005	06/10/1999	---	NAFPAKTOS TEXTILE (CR)	1	---	1	25/04/2023	---	---	---	---	---	155@0.970	5@1.03	---	---	---	---	---	---	11,510.10	0.93	1.23	55101020
21,224,340	0.420	0.0035	0.02	---	06/09/2022	25/04/2006	---	KORDELLOS BROS SA (CR)	0.568	---	0.568	25/04/2023	0.566	0.56	0.568	0.568	0.566	600@0.560	4027@0.568	2.78	2021	8,470	10	4,791.67	12,055.43	0.462	0.7	55102010	
33,065,136	0.380	0.2	0.2001	---	18/08/2022	16/09/2013	---	KRI-KRI S.A. (CR)	6.34	-0.94 E	6.4	25/04/2023	6.42	6.34	6.5	6.34	6.401	2761@6.34	78@6.52	15.87	2021	7,274	43	46,563.98	209,632.96	6.08	6.7	45102020	
18,017,472	0.360	---	---	---	09/09/2022	28/08/2017	---	KTIMA KOSTAS LAZARIDIS SA (CR)	1.73	---	1.73	25/04/2023	---	---	---	---	---	100@1.62	1000@1.68	---	---	---	---	---	---	31,170.23	1.55	1.78	45101015
7,595,160	0.600	---	---	---	10/09/2019	18/08/2010	---	KIRIAKOULIS SHIPPING SA (CR)	1.15	-0.86 E	1.16	25/04/2023	1.175	1.115	1.18	1.15	1.16	100@1.13	180@1.18	---	---	3,463	18	4,015.88	8,734.43	1	1.265	40501015	
6,200,000	0.500	---	---	---	22/06/2010	01/11/1995	---	MINERVA KNITWEAR (CR)	0.52	---	0.52	25/04/2023	---	---	---	---	---	500@0.470	1492@0.530	---	---	---	---	---	---	3,224.00	0.414	0.585	40204020
5,939,268	0.620	---	---	---	10/07/2003	03/01/2002	---	LANAKAM SA (CR)	0.93	3.33 P	0.9	25/04/2023	0.88	0.88	0.93	0.93	0.903	206@0.865	53@0.930	---	---	11	3	9.93	5,523.52	0.716	1.16	40401020	
9,819,370	0.500	---	---	---	14/08/2007	09/01/2004	---	MATHIOS REFRACTORY SA (CR)	0.74	---	0.74	25/04/2023	---	---	---	---	---	200@0.690	84@0.735	---	---	---	---	---	---	7,266.33	0.565	0.885	55101000
29,250,000	0.360	0.02	0.0401	---	21/06/2022	25/04/2019	---	MOTODYNAMICS S.A. (CR)	3.33	2.78 P	3.24	25/04/2023	3.23	3.17	3.37	3.33	3.272	3000@3.32	1369@3.33	---	---	176,511	324	577,480.04	97,402.50	2.04	3.37	40401030	
32,188,050	1.04	---	---	---	21/07/2008	20/01/2000	---	MOUZAKIS (CR)	0.745	---	0.745	25/04/2023	---	---	---	---	---	827@0.700	1000@0.745	---	---	---	---	---	---	23,980.10	0.65	0.806	55101020
43,200,000	1.00	---	0.0824	---	07/09/2022	14/06/2022	---	MPLE KEDROS (CR)	2.35	---	2.35	25/04/2023	2.35	2.35	2.35	2.35	2.35	500@2.34	608@2.35	---	---	10,815	18	25,415.25	101,520.00	2.19	2.36	35102000	
6,340,000	0.600	0.134	0.17	0.1	09/12/2022	12/01/2023	---	NAKAS MUSIC	2.42	---	2.42	25/04/2023	---	---	---	---	---	48@2.26	55@2.42	---	---	---	---	---	---	15,342.80	2.16	2.7	40401030
10,080,000	3.00	1.42	1.5	---	27/04/2022	27/08/2001	---	TPA SA (CR)	25	---	25	25/04/2023	25	25	25	25	25	67@25.00	111@25.30	---	---	145	5	3,625.00	252,000.00	22.7	26.3	50206060	
4,971,466	1.46	---	---	---	04/07/2007	08/10/2003	---	PAIRIS SA (CR)	0.97	---	0.97	25/04/2023	---	---	---	---	---	50@0.908	249@0.974	---	---	---	---	---	---	4,822.32	0.83	1.18	50203030
27,098,594	0.540	0.07	0.05	0.0201	05/12/2022	14/01/2021	---	PAPOUTSANIS (CR)	2.36	---	2.36	25/04/2023	2.36	2.3	2.36	2.36	2.317	50@2.10	2286@2.36	21.31	2022	826	8	1,914.03	63,952.68	2.26	2.51	45201020	
7,070,400	0.930	0.1081	0.3242	---	17/06/2022	06/05/2016	---	PETROPOULOS PETROS (CR)	7.44	-0.27 E	7.46	25/04/2023	7.48	7.42	7.48	7.48	7.455	410@7.44	420@7.48	---	---	9,081	50	67,694.66	52,603.78	5.9	7.5	50206015	
21,912,599	0.300	---	---	---	11/04/2011	23/02/2007	---	REVOIL (CR)	1.395	0.36 P	1.39	25/04/2023	1.37	1.37	1.415	1.395	1.395	210@1.37	3860@1.40	---	---	3,968	25	5,534.21	30,568.08	1.21	1.5	60101020	
13,582,223	1.35	---	---	---	24/06/2008	02/02/2016	---	SIDMA STEEL (CR)	2.41	0.84 P	2.39	25/04/2023	2.39	2.31	2.41	2.41	2.369	3@2.34	390@2.41	---	---	4,659	46	11,037.84	32,733.16	1.85	2.85	55102010	
40,693,350	5.00	---	---	---	03/07/2006	26/05/2015	---	TECHNICAL OLYMPIC SA (CR)	2.06	0.98 P	2.04	25/04/2023	2.03	2.02	2.06	2.06	2.038	101@2.03	286@2.06	---	---	468	15	953.88	83,828.30	1.76	2.41	40202010	
3,048,000	0.300	---	---	---	06/07/2007	01/06/2021	---	TZIRAKIAN PROFIL (CR)	1.86	-2.62 E	1.91	25/04/2023	1.895	1.86	1.9	1.86	1.897	30@1.86	415@1.90	2.01	2021	1,555	4	2,949.85	5,669.28	1.76	2.22	55102010	
10,203,575	0.730	---	---	---	16/07/2007	18/10/1999	---	FIERATEX SA (CR)	0.436	---	0.436	25/04/2023	---	---	---	---	---	100@0.401	300@0.436	5.14	2021	---	---	---	---	4,448.76	0.4	0.5	55101020
8,340,750	1.16	---	---	---	25/06/2009	17/09/2018	---	HAIDEMENOS SA (CR)	0.54	-3.57 E	0.56	25/04/2023	0.53	0.53	0.54	0.54	0.531	200@0.505	495@0.540	20.00	2021	558	3	296.54	4,504.01	0.452	0.6	50205030	

Main Market - Low Liquidity Class

11,795,024	0.540	0.087	0.136	---	04/07/2022	30/08/2019	---		FLEXOPACK SA (CR)	8.5	---	8.5	25/04/2023	8.9	8.5	8.9	8.5	8.775	8@8.35	731@8.50	---	---	---	---	16	3	140.40	100,257.70	7.45	9.45	50203030
10,500,000	4.00	0.37	0.29	---	31/05/2022	02/08/2016	---		INTERCONTINENTAL (CR)	6.5	---	6.5	25/04/2023	---	---	---	---	---	100@6.40	520@6.55	---	---	---	---	---	---	---	68,250.00	6.3	6.85	35102000

Number of Outstanding Securities	Nominal Value	Dividends [1]			Date of Last Coupon Dividend [2]		Note	Shares	Closing price	% change	Previous closing price/date	Open price	Price min	Price max	Last price	Avg price	Last Bid [7]	Last Ask [7]	P/E after tax	Year	Volume	Trades	Transactions Value[8]	Company Mkt Value (thou. €)	Year low	Year high	Sector[4]
57,434,884	1.31	---	---	---	05/06/2008	12/06/2009	---	REDS S.A. (CR)	2.42	1.68 P	2.38 25/04/2023	2.32	2.26	2.42	2.42	2.325	417@2.26	40@2.41	---	---	325	9	755.52	138,992.42	2.26	3	35101010
151,532,467	0.500	0.01	0.02	---	22/07/2022	10/06/2020	---	TRASTOR REAL EST. INV. CO.(CR)	1.01	--- γ	1.01 25/04/2023	---	---	---	---	---	2800@1.01	2000@1.06	---	---	---	---	---	153,047.79	0.965	1.14	35102000
15,300,000	0.300	---	---	---	30/07/2009	13/12/1999	---	ATTICA PUBLICATIONS SA (CR)	0.262	--- γ	0.262 25/04/2023	0.236	0.236	0.236	0.236	0.236	500@0.262	1641@0.284	---	---	40	1	9.44	4,008.60	0.236	0.39	40301030
15,000,000	0.300	---	---	---	06/07/2007	18/07/2000	---	DAIOS PLASTICS SA (CR)	3.12	--- γ	3.12 25/04/2023	---	---	---	---	---	120@2.96	---	---	---	---	---	---	46,800.00	2.92	3.52	50203015
3,307,500	0.210	---	---	---	11/08/2010	30/11/2022	---	ELVE SA (CR)	4.98	--- γ	4.98 25/04/2023	---	---	---	---	---	40@4.80	458@4.98	---	---	---	---	---	16,471.35	4.6	5.2	40204020
2,760,000	11.83	9.4	11	---	14/06/2022	16/07/1990	---	KARELIA (CR)	322	5.23 P	306 25/04/2023	310	310	322	322	318.698	3@312.00	4@320.00	---	---	43	11	13,704.00	888,720.00	288	338	45103010
6,700,000	0.800	0.179	0.047	---	24/08/2022	29/05/2014	---	MILLS KEPENOS (CR)	2.2	--- γ	2.2 25/04/2023	2.08	2.08	2.2	2.2	2.138	50@2.14	50@2.24	22.23	2021	460	8	983.40	14,740.00	1.93	2.54	45102020
21,364,000	1.12	---	---	---	29/07/2019	08/03/2023	---	LAMPSPA HOTEL SA (CR)	24	--- γ	24 25/04/2023	---	---	---	---	---	100@23.00	100@24.00	---	---	---	---	---	512,736.00	20.6	24	40501025
8,321,682	0.670	---	---	---	17/08/2007	23/11/1999	---	N. LEVENTERIS (CR)	0.27	--- γ	0.27 25/04/2023	---	---	---	---	---	1000@0.250	---	---	2021	---	---	---	2,856.12	0.22	0.364	50202010
2,160,524	0.670	---	---	---	03/12/2018	23/11/1999	---	N. LEVENTERIS (PR)	0.282	--- γ	0.282 25/04/2023	---	---	---	---	---	---	1110@0.310	---	2021	---	---	---	2,856.12	0.218	0.342	50202010
27,379,200	0.980	---	---	---	03/07/2020	29/08/2022	---	CRETE PLASTICS SA (CR)	16.7	1.21 P	16.5 25/04/2023	16.7	16.5	16.8	16.5	16.732	500@16.10	70@16.90	---	---	591	4	9,888.60	457,232.64	14.7	17.1	50203015
255,494,534	2.71	0.352	0.279	0.11	14/12/2022	30/09/2021	---	PRODEA (CR)	8.2	--- γ	8.2 25/04/2023	---	---	---	---	---	50@7.55	56@8.15	---	---	---	---	---	2,095,055.18	7.3	8.6	35102000
4,181,450	0.500	---	---	---	21/08/2000	05/03/2002	---	FLOUR MILLS SARANTOPOULOS SA	1.13	--- γ	1.13 25/04/2023	---	---	---	---	---	455@1.02	545@1.22	---	---	---	---	---	4,725.04	1.02	1.5	45102020

Exchange Traded Funds (ETFs)

906,928	---	---	---	---	15/06/2016	---	---	ALPHA ETF FTSE Athex Large Cap	26.73	0.41 P	26.62 25/04/2023	26.11	26.11	27	26.73	26.393	2500@20.00	108@30.00	---	---	2,927	7	77,252.68	---	22.5	27.79	12003
---------	-----	-----	-----	-----	------------	-----	-----	--------------------------------	-------	---------------	------------------	-------	-------	----	-------	--------	------------	-----------	-----	-----	-------	---	-----------	-----	------	-------	-------

Surveillance

356,314,416	0.060	---	---	---	07/07/2010	21/09/2017	5160	FRIGOGLASS SA (CR)	0.0555	-6.72 E	0.0595 25/04/2023	0.0555	0.055	0.0555	0.0555	0.055	3774@0.056	8000@0.057	---	---	54,539	34	3,016.80	19,775.45	0.05	0.158	50204000
65,326,268	0.530	---	---	---	04/07/2007	19/07/2006	4750	SATO SA (CR)	0.0205	-19.61 E	0.0255 25/04/2023	0.0205	0.0205	0.0205	0.0205	0.021	92300@0.021	25000@0.031	---	---	563,094	76	11,543.43	1,339.19	0.0205	0.069	40202015
13,191,620	0.620	---	---	---	04/08/2010	09/09/2002	5232	YALCO - CONSTANTINOU (CR)	0.154	--- γ	0.154 25/04/2023	---	---	---	---	---	700@0.155	2190@0.180	---	---	---	---	---	2,031.51	0.152	0.28	40202020
13,000,000	1.00	---	---	---	01/08/2007	07/04/2000	5093	AKRITAS SA (CR)	0.48	--- γ	0.48 25/04/2023	0.46	0.46	0.46	0.46	0.46	848@0.460	2000@0.530	---	---	220	3	101.20	6,240.00	0.45	0.67	50101035
221,519,681	0.300	---	---	---	02/07/2008	28/02/2011	4957	ANEK LINES SA (CR)	0.226	-0.88 E	0.228 25/04/2023	0.226	0.226	0.228	0.226	0.227	17600@0.224	50500@0.228	---	---	77,030	30	17,451.78	50,988.72	0.177	0.248	40501015
312,163	0.300	---	---	---	02/07/2008	28/02/2011	4959	ANEK LINES SA (PR, issue '90)	0.072	--- γ	0.072 25/04/2023	0.086	0.086	0.086	0.086	0.086	62992@0.086	---	---	---	8	1	0.69	50,988.72	0.072	0.086	40501015
2,969,713	0.300	---	---	---	02/07/2008	28/02/2011	4958	ANEK LINES SA (PR, issue '96)	0.304	--- γ	0.304 25/04/2023	---	---	---	---	---	1000@0.244	450@0.364	---	---	---	---	---	50,988.72	0.173	0.38	40501015
6,330,002	0.300	---	---	---	25/06/2002	15/03/2019	5162	VARVARESSOS (CR)	0.24	--- γ	0.24 25/04/2023	---	---	---	---	---	---	1@0.200	---	2021	---	---	---	1,519.20	0.16	0.25	55101020
17,579,754	4.16	---	---	---	18/08/2006	02/08/2010	---	BIOTER SA (CR)	0.25	--- γ	0.25 25/04/2023	---	---	---	---	---	150@0.240	7740@0.266	---	---	---	---	---	4,394.94	0.21	0.398	50101010
54,654,600	0.050	---	---	---	01/07/1998	30/12/2022	5275	VIS SA (CR)	0.168	--- γ	0.168 25/04/2023	0.185	0.168	0.185	0.168	0.173	704@0.168	998@0.182	---	2021	4,219	5	729.28	9,181.97	0.149	0.378	50203030
51,754,364	0.300	---	---	---	23/12/2003	24/01/2007	5197	SELECTED TEXT. IND. ASSOC (CR)	0.13	-0.76 E	0.131 25/04/2023	0.13	0.13	0.13	0.13	0.13	2000@0.120	3@0.130	---	---	2,110	3	274.30	6,728.07	0.11	0.202	55101020
371,337,000	0.300	---	---	---	30/05/2013	01/07/2022	---	INTRALOT (CR)	0.63	1.61 P	0.62 25/04/2023	0.61	0.61	0.63	0.63	0.618	10000@0.620	26923@0.630	---	---	43,089	30	26,638.04	233,942.31	0.575	0.765	40501020
7,734,375	1.00	---	---	---	09/07/2007	07/01/2011	5266	LIVANIS SA (CR)	0.125	--- γ	0.125 25/04/2023	---	---	---	---	---	1051@0.130	---	---	---	---	---	---	966.80	0.12	0.18	40301030
15,842,391	1.51	---	---	---	15/07/2009	12/05/2000	5141	BITROS HOLDING SA (CR)	0.49	--- γ	0.49 25/04/2023	0.48	0.48	0.48	0.48	0.48	200@0.480	200@0.500	---	---	300	1	144.00	7,762.77	0.408	0.82	55102010
24,319,250	0.300	---	---	---	09/07/2002	04/07/2007	5165	PROODEFTIKH SA (CR)	0.51	-1.92 E	0.52 25/04/2023	0.51	0.51	0.51	0.51	0.51	1000@0.470	650@0.510	---	---	1,000	2	510.00	12,402.82	0.4	0.6	50101010
28,438,268	0.070	---	---	---	21/08/2006	24/11/1999	5253	SPIROY AGRICULTURE SA (CR)	0.19	--- γ	0.19 25/04/2023	0.182	0.182	0.182	0.182	0.182	2000@0.180	2584@0.228	---	---	500	1	91.00	5,403.27	0.15	0.23	45102010
766,000	1.00	---	---	---	01/07/2004	11/12/2012	5193	TRIA ALFA SA (CR)	8.5	--- γ	8.5 25/04/2023	---	---	---	---	---	30@8.35	75@9.70	66.10	2021	---	---	---	8,569.00	7.6	16.9	55101020
245,000	1.00	---	---	---	19/07/2010	11/12/2012	5194	TRIA ALFA SA (PR)	8.4	2.44 P	8.2 25/04/2023	8.4	8.4	8.4	8.4	8.4	85@8.30	30@9.40	65.33	2021	69	5	579.60	8,569.00	3.8	12.6	55101020

Suspension Status

66,948,210	0.300	---	---	---	22/09/2015	22/09/2015	5179	FOLLI FOLLIE (CR)	4.8	--- γ	4.8 24/05/2018	---	---	---	---	---	---	---	---	---	---	---	---	321,351.41	4.8	4.8	40401030
12,417,000	0.310	---	---	---	27/08/2019	28/08/2017	5233	MLS MULTIMEDIA SA (CR)	0.57	--- γ	0.57 12/05/2020	---	---	---	---	---	---	---	---	---	---	---	---	7,077.69	0.57	0.57	10101015

Number of Outstanding Securities	Nominal Value	Dividends [1]			Date of Last Coupon		Note	Shares	Closing price	% change	Previous closing price/date		Open price	Price min	Price max	Last price	Avg price	Last Bid [7]	Last Ask [7]	P/E after tax	Year	Volume	Trades	Transactions Value[8]	Company Mkt Value (thou. €)	Year low	Year high	Sector[4]
3,961,300	1.28	---	---	---	29/06/2004	03/08/2000	5248	DUROS SA (CR)	0.25	---	0.25	24/04/2023	---	---	---	---	---	---	500@0.300	---	---	---	---	---	990.33	0.2	0.3	40204020
7,085,888	1.59	---	---	---	02/07/1996	06/09/2010	5216	ELVIEMEK (CR)	2.6	---	2.6	30/09/2019	---	---	---	---	---	---	---	---	---	---	---	---	18,423.31	2.6	2.6	35101010
7,125,216	0.650	---	---	---	01/07/2005	14/12/1999	4955	KRE.KA SA (CR)	0.28	---	0.28	06/04/2023	---	---	---	---	---	---	---	---	---	---	---	---	1,995.06	0.17	0.43	45102010
22,075,665	0.330	0.05	0.1	---	21/06/2022	23/11/2021	---	PLAISIO COMPUTERS SA (CR)	4.58	---	4.58	19/04/2023	---	---	---	---	---	---	---	---	---	---	---	---	101,106.55	4.48	4.6	40401010

Shares' Notes

Code	Note text
()	- Adjusted dividends.
*	- Last adjusted closing price.
[1]	- Net dividends.
[2]	- The "Date of Last Coupon" for New listings refers to the date company's stocks started to trade in Athex
[3]	- The Company Market Value is referred to the number of outstanding shares
[4]	- Sectors codification can be found in Appendix A
[5]	- The Market Value refers to the total number of shares listed (including their several classes) in the exchange by the company.
[6]	- P/E greater than 100
[7]	- Last view of the Order Book before the end of the trading session
[8]	- All Blocks Methods' Transactions Value are included.
4750	- Transfer to the Under Surveillance Category from 8/4/2011.
4955	- Transfer to the Surveillance Category as from 5/4/2013.
4957	- Transfer to the Surveillance Category as from 5/4/2013.
4958	- Transfer to the Surveillance Category as from 5/4/2013.
4959	- Transfer to the Surveillance Category as from 5/4/2013.
5093	- Transfer to the Surveillance Category as of 8/4/2015.
5141	- Transfer to the Surveillance Category as of 10/05/2017.
5160	- Transfer to the Surveillance Category as of 15/04/2016.
5162	- Transfer to the Under Supervision Category as of 21/12/2009.
5165	- Transfer to the Surveillance Category as of 15/02/2018.
5179	- Suspension of trading as of 25/05/2018.
5193	- Transfer to the Surveillance Category as of 25/10/2018.
5194	- Transfer to the Surveillance Category as of 25/10/2018.
5197	- Transfer to the Surveillance Category as of 07/11/2018.
5216	- Suspension of trading as of 01/10/2019.
5232	- Transfer to the Under Surveillance Category from 08/04/2011.
5233	- Suspension of trading as of 13/05/2020.
5248	- Transfer to the Surveillance Category as of 06/09/20116.
5253	- Transfer to the Surveillance Category as of 14/5/2021.
5266	- Suspension of trading as of 04/05/2022.
5275	- Transfer to the Surveillance Category as of 09/07/2020.

Securities Blocks Details

Securities	Block Volume	Price	Block Trade Value	Time of approval	Note
ELTON SA (CR)	50,000	2.40	120,000.00	14:30:11	20
JUMBO SA (CR)	9,561	20.92	200,016.12	14:57:41	20
JUMBO SA (CR)	25,000	20.92	523,000.00	14:59:13	20
JUMBO SA (CR)	25,000	20.90	522,500.00	15:13:44	20
ENTERSOFT (CR)	30,000	4.50	135,000.00	15:52:29	20
MOTOR OIL (CR)	20,000	22.06	441,200.00	16:48:33	20
OTE (CR)	24,723	13.26	327,826.98	17:00:24	20

Blocks Notes

- 9 - Method 6-1 / Special Fees
- 10 - Method 6-1 / Special Fees, SDS
- 14 - Method 6-3 / Settlement, Incomplete Buy and Sell
- 18 - Method 6-2 / SPOT 1
- 19 - Method 6-2 / SPOT 2
- 20 - Method 6-1 and Method 6-1 Same Day Settlement
- 21 - Other Pre-agreed

Shares Rights Details

Occured date	Exercise from	Exercise until	Trading until	Rights	Price min	Price max	Closing price	Last Bid	Last Ask	Volume	Trades	Transactions Value
-----------------	------------------	-------------------	------------------	--------	--------------	--------------	------------------	----------	----------	--------	--------	-----------------------

No Rights Transactions.

Forced Sales Details

Securities	Category of Security	Transactions Volume	Number of Trades	Transactions Value	Note
No Forced Transactions.					

Forced Sales Notes

- 1 - Compulsory Public Forced Sales
- 2 - Forced Sales of Fixed Registered Shares
- 3 - Forced Sales of Remaining Fractional Shares

Exchange Traded Funds (ETFs) Characteristics

	Transactions Date (T)	Creation / Redemption	Units (T-1)	New Units (T-1)	Redemption Units (T-1)	Units (T) [1]	Fund Assets [2]	Net Unit Price	Dividend per Unit	Dividend Date
ALPHA ETF FTSE Athex Large Cap	26/04/2023	5,000	906,928	---	---	906,928	24,142,710.00	26.6203	0.52	01/07/2022

ETFs Notes

[1] - Units (T) = Units (T-1) + New Units (T-1) - Redemption Units (T-1)

[2] - The Creation / Redemption Units of T-1 are included.

Non Convertible Corporate Bonds - Regulated Market

Num Listed Bonds	Nominal price	Issue price	Today's Rate	Exp. Date	Duration (years)	Note	Coupon		Trading Unit	Corporate Bonds	Accrued Int.	Yield.T.Mat	Price min	Price max	Closing price	Previous closing price/date	Volume	Transactions Value	Last order		ear min	Year max		
							Common	Preferred											Price	Buy / Sell				
100,000	1,000.00	1,000.00	2.95	11/02/2027	5	---	3	---	1	SAFE BULKERS PARTICIPATIONS PLC (Non Convertible)	6.0639	5.6760	90.7000	90.7500	90.7357	90.9500	25/04/2023	7,000	6,393.95	90.1500	B	26/04/2023	89.9269	96.3000
320,000	1,000.00	1,000.00	3.40	21/07/2027	7	---	6	---	1	LAMDA DEVELOPMENT S.A. (Non Convertible)	8.9722	5.0310	92.0000	93.7000	92.5421	92.9000	25/04/2023	60,000	56,111.33	92.0101	B	26/04/2023	91.4671	95.5000
200,000	1,000.00	1,000.00	2.10	27/10/2027	7	---	5	---	1	O.P.A.P. S.A. (Non Convertible)	---	3.8600	92.0101	92.7000	92.3650	93.0000	25/04/2023	41,000	37,872.06	92.2000	B	26/04/2023	91.9800	95.4000
200,000	1,000.00	1,000.00	1.90	23/03/2028	7	---	5	---	1	MOTOR OIL CORINTH REFINERIES SA (Non Convertible)	1.9000	4.4160	88.6200	89.3000	89.0000	89.0000	25/04/2023	20,000	17,841.40	88.7500	B	26/04/2023	87.5500	90.5000
100,000	1,000.00	1,000.00	2.70	25/05/2026	5	---	4	---	1	COSTAMARE PARTICIPATIONS PLC (Non Convertible)	11.5500	4.3250	94.9000	94.9000	94.9000	94.1000	25/04/2023	1,000	960.55	94.1100	B	26/04/2023	92.1400	97.0000
300,000	1,000.00	1,000.00	2.30	20/07/2028	7	---	4	---	1	PRODEA REIC S.A.(Non Convertible)	6.2611	6.0290	84.0000	84.2000	84.0000	84.3700	25/04/2023	17,000	14,404.44	84.0000	B	26/04/2023	82.0100	85.8000
150,000	1,000.00	1,000.00	2.65	22/10/2026	5	---	4	---	1	CPLP SHIPPING HOLDINGS PLC (Non Convertible)	0.2944	4.1000	95.0000	95.0000	95.0000	94.7070	25/04/2023	2,000	1,900.59	94.6000	B	26/04/2023	92.5500	96.0000
250,000	1,000.00	1,000.00	2.45	16/11/2028	7	---	3	---	1	ELVALHALCOR S.A. (Non Convertible)	11.0931	5.0310	87.8000	88.0000	87.8657	87.9860	25/04/2023	37,000	32,920.54	87.5000	B	26/04/2023	85.6375	91.0000
500,000	1,000.00	1,000.00	2.75	03/07/2027	7	---	6	---	1	GEK TERNA S.A. (Non Convertible)	8.7847	5.3940	89.1000	89.5000	89.4000	89.7000	25/04/2023	61,000	55,060.85	89.2000	B	26/04/2023	86.8000	91.0000
300,000	1,000.00	1,000.00	2.30	14/12/2028	7	---	3	---	1	GEK TERNA S.A. (Non Convertible)	8.6250	5.5460	85.1400	85.1400	85.1400	84.4000	25/04/2023	1,000	860.03	84.3000	B	26/04/2023	82.1339	87.4500
175,000	1,000.00	1,000.00	3.40	26/07/2024	5	---	8	---	1	ATTICA HOLDINGS S.A. (Non Convertible)	8.6889	4.4350	97.5001	98.5000	98.0664	98.1470	21/04/2023	92,000	91,020.49	97.6600	B	26/04/2023	96.6179	98.5000
230,000	1,000.00	1,000.00	4.70	12/07/2029	7	---	2	---	1	LAMDA DEVELOPMENT S.A. (Non convertible)	13.8389	4.6360	97.4397	99.4900	99.4600	99.3190	25/04/2023	108,000	108,322.99	99.2000	B	26/04/2023	94.9889	101.0000
100,000	1,000.00	1,000.00	4.40	26/07/2029	7	---	2	---	1	CPLP SHIPPING HOLDINGS PLC (Non Convertible)	11.2444	4.3940	99.3000	99.3000	99.3000	99.3000	25/04/2023	3,000	3,012.73	99.1500	B	26/04/2023	97.2369	100.8000
200,000	1,000.00	1,000.00	3.60	12/03/2026	7	---	9	---	1	AEGEAN AIRLINES S.A. (Non Convertible)	4.6000	4.1300	95.1110	97.0000	97.0000	97.9700	25/04/2023	83,000	80,337.43	96.3016	B	26/04/2023	95.6301	98.6000
150,000	1,000.00	1,000.00	2.60	22/10/2026	7	---	8	---	1	TERNA ENERGY FINANCE S.A. (Non Convertible)	0.2889	4.1270	94.1000	94.1000	94.1000	94.1000	25/04/2023	2,000	1,882.58	93.0301	B	26/04/2023	92.5000	95.7400
100,000	1,000.00	1,000.00	2.80	25/01/2027	5	---	3	---	1	PREMIA S.A. (Non Convertible)	7.2333	5.8020	90.0000	90.0000	90.0000	88.6000	21/04/2023	15,000	13,608.50	90.0000	B	26/04/2023	87.6862	92.5100
120,000	1,000.00	1,000.00	3.95	04/04/2025	7	---	11	---	1	GEK TERNA S.A. (Non Convertible)	2.6333	3.5350	---	---	---	99.4450	24/04/2023	---	---	97.5500	B	26/04/2023	97.5523	99.8000
90,000	1,000.00	1,000.00	3.00	11/05/2023	5	---	10	---	1	CORAL A.E. (Non Convertible)	14.0000	21.5380	---	---	---	99.1000	20/04/2023	---	---	99.4000	B	26/04/2023	98.8101	100.2000
20,148	1,000.00	1,000.00	4.95	26/06/2023	5	---	10	---	1	B&F COMM. & GARM. INDUS. S.A. (Non Convertible)	16.7750	7.3490	---	---	---	99.3000	21/04/2023	---	---	96.0000	S	26/04/2023	99.0571	100.6899

Corporate Bonds Notes

Transactions Volume = (Pieces) * (Nominal Price). Transactions Value = (Pieces) * (Nominal Price) * (price %) + (Accrued interest).
The price of a Bond is stated as a percentage (%) of Bond's Nominal Price.
Nominal Price in Euros (€), except if it is noted differently.

Non Convertible Corporate Bonds - Regulated Market

Num Listed Bonds	Nominal price	Issue price	Today's Rate	Exp. Date	Duration (years)	Note	Coupon		Trading Unit	Corporate Bonds	Accrued Int.	Yield.T.Mat	Price min	Price max	Closing price	Previous closing price/date	Volume	Transactions Value	Last order		ear min	Year max
							Common	Preferred											Price	Buy / Sell		
120,000	1,000.00	1,000.00	2.65	06/12/2028	7	---	3	---	1	NOVAL PROPERTY REIC (Non Convertible)	10.5264	5.1980	87.8500	88.5899	87.9500	87.9490 25/04/2023	43,000	38,256.73	84.5678	B	26/04/2023	84.3700 90.8700

Corporate Bonds Notes

Transactions Volume = (Pieces) * (Nominal Price). Transactions Value = (Pieces) * (Nominal Price) * (price %) + (Accrued interest).
The price of a Bond is stated as a percentage (%) of Bond's Nominal Price.
Nominal Price in Euros (€), except if it is noted differently.

Government Bonds

Number Listed Bonds	Nominal price	Today's Rate	Accrued Interest Calc	Exp. Date [1]	Duration (years)	Note	Coupons Date	Curr. coupon value	Trading Unit	Government Bonds	Price min	Price max	Closing price	Previous closing price/date	Volume	Transactions Value	Price	Last order Buy / Sell	Date
4,500,000	1,000.00	1.88	Actual/Actual	04/02/2035	15	---	04/02	1.88	1	GGB-FXD-040235-15Y-1.875-1.000	---	---	---	---	---	---	---	---	---
2,500,000	1,000.00	3.45	Actual/Actual	02/04/2024	5	---	02/04	3.45	1	GGB-FXD-020424-05Y-3.450-1.000	---	---	---	---	---	---	---	---	---
6,000,000	1,000.00	0.75	Actual/Actual	18/06/2031	10	---	18/06	0.75	1	GGB-FXD-180631-10Y-0.750-1.000	---	---	---	---	---	---	---	---	---
2,500,000	1,000.00	3.88	Actual/Actual	15/06/2028	5	---	15/06	3.88	1	GGB-FXD-150628-05Y-3.875-1.000	---	---	---	---	---	---	---	---	---
5,962,747,327	1.00	3.75	Actual/Actual	30/01/2028	10	---	/02 - 01/02 - 31/	3.75	1	GGB-FXD-300128-10Y-3.750-1.00	---	---	---	85.4610 13/07/2018	---	---	1.0000	B	28/11/2018
7,067,309,386	1.00	3.90	Actual/Actual	30/01/2033	15	---	/02 - 01/02 - 31/	3.90	1	GGB-FXD-300133-15Y-3.900-1.00	---	---	---	78.6730 13/07/2018	---	---	1.0000	B	28/11/2018
5,472,848,349	1.00	4.00	Actual/Actual	30/01/2037	19	---	/02 - 01/02 - 31/	4.00	1	GGB-FXD-300137-19Y-4.000-1.00	---	---	---	77.0370 13/07/2018	---	---	1.0000	B	28/11/2018
5,276,770,669	1.00	4.20	Actual/Actual	30/01/2042	24	---	/02 - 01/02 - 31/	4.20	1	GGB-FXD-300142-24Y-4.200-1.00	---	---	---	77.7640 13/07/2018	---	---	1.0000	B	28/11/2018
48,794,718	1.00	4.30	Actual/Actual	24/02/2024	12	---	24/02	4.30	1	GGB-FXD-240224-12Y-2.000-1.00	---	---	---	10.0000 22/06/2015	---	---	---	---	---
40,248,141	1.00	4.30	Actual/Actual	24/02/2025	13	---	24/02	4.30	1	GGB-FXD-240225-13Y-2.000-1.00	---	---	---	10.0000 22/06/2015	---	---	---	---	---
59,586,043	1.00	4.30	Actual/Actual	24/02/2026	14	---	24/02	4.30	1	GGB-FXD-240226-14Y-2.000-1.00	---	---	---	10.0000 22/06/2015	---	---	---	---	---
41,118,344	1.00	4.30	Actual/Actual	24/02/2027	15	---	24/02	4.30	1	GGB-FXD-240227-15Y-2.000-1.00	---	---	---	10.0000 22/06/2015	---	---	---	---	---
45,137,734	1.00	4.30	Actual/Actual	24/02/2028	16	---	24/02	4.30	1	GGB-FXD-240228-16Y-2.000-1.00	---	---	---	10.0000 22/06/2015	---	---	---	---	---
61,768,888	1.00	4.30	Actual/Actual	24/02/2029	17	---	24/02	4.30	1	GGB-FXD-240229-17Y-2.000-1.00	---	---	---	10.0000 22/06/2015	---	---	---	---	---
54,567,744	1.00	4.30	Actual/Actual	24/02/2030	18	---	24/02	4.30	1	GGB-FXD-240230-18Y-2.000-1.00	---	---	---	10.0000 22/06/2015	---	---	---	---	---
37,541,515	1.00	4.30	Actual/Actual	24/02/2031	19	---	24/02	4.30	1	GGB-FXD-240231-19Y-2.000-1.00	---	---	---	10.0000 22/06/2015	---	---	---	---	---
37,558,317	1.00	4.30	Actual/Actual	24/02/2032	20	---	24/02	4.30	1	GGB-FXD-240232-20Y-2.000-1.00	---	---	---	10.0000 22/06/2015	---	---	---	---	---
37,473,732	1.00	4.30	Actual/Actual	24/02/2033	21	---	24/02	4.30	1	GGB-FXD-240233-21Y-2.000-1.00	---	---	---	10.0000 22/06/2015	---	---	---	---	---
33,888,293	1.00	4.30	Actual/Actual	24/02/2034	22	---	24/02	4.30	1	GGB-FXD-240234-22Y-2.000-1.00	---	---	---	10.0000 22/06/2015	---	---	---	---	---
35,177,800	1.00	4.30	Actual/Actual	24/02/2035	23	---	24/02	4.30	1	GGB-FXD-240235-23Y-2.000-1.00	---	---	---	10.0000 22/06/2015	---	---	---	---	---
35,547,268	1.00	4.30	Actual/Actual	24/02/2036	24	---	24/02	4.30	1	GGB-FXD-240236-24Y-2.000-1.00	---	---	---	10.0000 22/06/2015	---	---	---	---	---
40,246,306	1.00	4.30	Actual/Actual	24/02/2037	25	---	24/02	4.30	1	GGB-FXD-240237-25Y-2.000-1.00	---	---	---	10.0000 22/06/2015	---	---	---	---	---
37,643,952	1.00	4.30	Actual/Actual	24/02/2038	26	---	24/02	4.30	1	GGB-FXD-240238-26Y-2.000-1.00	---	---	---	10.0000 22/06/2015	---	---	---	---	---
36,977,100	1.00	4.30	Actual/Actual	24/02/2039	27	---	24/02	4.30	1	GGB-FXD-240239-27Y-2.000-1.00	---	---	---	10.0000 22/06/2015	---	---	---	---	---
41,615,000	1.00	4.30	Actual/Actual	24/02/2040	28	---	24/02	4.30	1	GGB-FXD-240240-28Y-2.000-1.00	---	---	---	10.0000 22/06/2015	---	---	---	---	---
42,227,208	1.00	4.30	Actual/Actual	24/02/2041	29	---	24/02	4.30	1	GGB-FXD-240241-29Y-2.000-1.00	---	---	---	10.0000 22/06/2015	---	---	---	---	---
68,288,487	1.00	4.30	Actual/Actual	24/02/2042	30	---	24/02	4.30	1	GGB-FXD-240242-30Y-2.000-1.00	---	---	---	10.0000 22/06/2015	---	---	---	---	---
4,000,000	1,000.00	3.88	Actual/Actual	12/03/2029	10	---	12/03	3.88	1	GGB-FXD-120329-10Y-3.875-1.000	---	---	---	---	---	---	100.0000	B	15/10/2019
4,500,000	1,000.00	0.00	Actual/Actual	12/02/2026	5	---	12/02	0.00	1	GGB-FXD-120226-05Y-0.000-1.000	---	---	---	---	---	---	---	---	---
3,000,000	1,000.00	3.38	Actual/Actual	15/02/2025	7	---	15/02	3.38	1	GGB-FXD-150225-07Y-3.375-1.000	---	---	---	---	---	---	---	---	---
964,000	1,000.00	3.25	Actual/Actual	20/03/2025	6	---	20/03	3.25	1	GGB-FXD-200325-06Y-3.250-1.000	---	---	---	---	---	---	---	---	---
2,100,000	1,000.00	3.55	Actual/Actual	20/03/2026	7	---	20/03	3.55	1	GGB-FXD-200326-07Y-3.550-1.000	---	---	---	---	---	---	---	---	---
40,000	1,000.00	2.18	FLR Actual/360	16/09/2023	1	---	16/03 - 16/09	---	1	GGB-FLT-160923-01Y-2.178-1.000	---	---	---	---	---	---	---	---	---
5,500,000	1,000.00	1.50	Actual/Actual	18/06/2030	10	---	18/06	1.50	1	GGB-FXD-180630-10Y-1.500-1.000	---	---	---	---	---	---	---	---	---
5,364,250	1,000.00	3.25	Actual/Actual	20/03/2050	30	---	20/03	3.25	1	GGB-FXD-200350-30Y-3.250-1.000	---	---	---	---	---	---	---	---	---

Government Bonds Notes

Transactions Volume = (Pieces) * (Nominal Price). Transactions Value = (Pieces) * (Nominal Price) * (price %) + (Accrued interest).

The Value of current coupon for the issues with NV 0.01 euro refers to NV 100 euros

FLR: Floating Interest Rate.

[1] - The Expiration Date of the interest bearing period and the Date for coupon payment.

Government Bonds

Number Listed Bonds	Nominal price	Today's Rate	Accrued Interest Calc	Exp. Date [1]	Duration (years)	Note	Coupons Date	Curr. coupon value	Trading Unit	Government Bonds	Price min	Price max	Closing price	Previous closing price/date	Volume	Transactions Value	Price	Last order Buy / Sell	Date
3,924,361	1,000.00	2.00	Actual/Actual	22/04/2027	7	---	22/04	2.00	1	GGB-FXD-220427-07Y-2.000-1.000	---	---	---	---	---	---	99.9000	B	22/04/2020
2,500,000	1,000.00	1.88	Actual/Actual	23/07/2026	7	---	23/07	1.88	1	GGB-FXD-230726-07Y-1.875-1.000	---	---	---	---	---	---	---	---	---
3,800,000	1,000.00	4.25	Actual/Actual	15/06/2033	10	---	15/06	4.25	1	GGB-FXD-150633-10Y-4.250-1.000	---	---	---	---	---	---	---	---	---
3,500,000	1,000.00	1.88	Actual/Actual	24/01/2052	30	---	24/01	1.88	1	GGB-FXD-240152-30Y-1.875-1.000	---	---	---	---	---	---	---	---	---
3,700,000	1,000.00	1.75	Actual/Actual	18/06/2032	10	---	18/06	1.75	1	GGB-FXD-180632-10Y-1.750-1.000	---	---	---	---	---	---	---	---	---
2,200,000	1,000.00	1.13	FLR Actual/360	15/12/2027	5	---	- 15/12 - 15/03 -	---	1	GGB-FLT-151227-05Y-1.130-1.000	---	---	---	---	---	---	102.1600	B	30/12/2022

Government Bonds Notes

Transactions Volume = (Pieces) * (Nominal Price). Transactions Value = (Pieces) * (Nominal Price) * (price %) + (Accrued interest).
The Value of current coupon for the issues with NV 0.01 euro refers to NV 100 euros
FLR: Floating Interest Rate.
[1] - The Expiration Date of the interest bearing period and the Date for coupon payment.

Treasury Bills & Zero Coupon Government Bonds

	13-Week Maturity									26-Week Maturity								52-Week Maturity									
Issue Date	Exp. Date	Initial Rate	Num Listed Bonds	Nominal price	Issue price	Last Trade Price	Last Trade Date	Volume Traded	Note	Exp. Date	Initial Rate	Num Listed Bonds	Nominal price	Issue price	Last Trade Price	Last Trade Date	Volume Traded	Note	Exp. Date	Initial Rate	Num Listed Bonds	Nominal price	Issue price	Last Trade Price	Last Trade Date	Volume Traded	Note
10/06/2022	---	---	---	---	---	---	---	---	---	---	---	---	---	---	---	---	---	---	09/06/2023	0.83	1,600,000	1,000.00	991.68	---	---	---	---
09/09/2022	---	---	---	---	---	---	---	---	---	---	---	---	---	---	---	---	---	---	08/09/2023	1.97	1,000,000	1,000.00	980.47	---	---	---	---
09/12/2022	---	---	---	---	---	---	---	---	---	---	---	---	---	---	---	---	---	---	08/12/2023	2.73	600,000	1,000.00	973.10	---	---	---	---
10/03/2023	---	---	---	---	---	---	---	---	---	---	---	---	---	---	---	---	---	---	08/03/2024	3.75	1,000,000	1,000.00	963.46	---	---	---	---

Bonds in Circulation	Currency / Min nominal traded Value	Coupons Payment Date	Current Coupon Value	Note	Coupon	Trading Unit	Issue Date	Duration (years)	Today's Interest	A.I.C in days	Bonds	Last price of previous days		Last Outcry in Cash (euro)			Trades in Pieces	Life min	Life Max
														Price	Buy / Sell	Date			
Corporate Bonds in Foreign Currency and Euro																			
103,746	GBP / 10	01/12	0.25	---	64	1	01/12/1930	98	2.5	360	National Mortgage Bank	2.27	05/02/1996	2.27	S	05/02/1996	---	2.27	2.27
0	GBP / 10	01/12	0.25	---	66	1	01/12/1928	100	2.5	360	National Mortgage Bank	---	---	---	---	---	---	---	---

Government Bonds Notes

A.I.C: Accrued Interest Calculation base.
FLR: Floating Interest Rate.
The minimum tradeable Nominal Value for all Demeterialised Government Titles is 100 Euros.
(μτφρ-0)

Athex & ATHEXClear Members List

Member Name			Stock Market			Derivatives Market		ATHEXClear Member	
Address	Phone	Fax	Market Member	Remote Member	Market Maker	Proprietary	Market Maker	General Clearing	Direct Clearing
A. SARRIS SECURITIES S.A.			a						
6, ΔΡΑΓΑΤΣΑΝΙΟΥ 6 ATHINA	2103367700								
AEONIC SECURITIES C.I.F. P.L.C.			a						
, ΛΑΪΟΥ 6, ΓΡ. 301B, ANNA COURT	35725337600								
ALPHA BANK S.A.								a	
, ΣΤΑΔΙΟΥ 40 ATHINA	2103260000								
ALPHA FINANCE INVESTMENT SERVICES SINGLE MEMBER SA			a		a	a	a		a
5, ΠΑΝΕΠΙΣΤΗΜΙΟΥ 45 ATHINA	2103677400								
ARGUS STOCKBROKERS LTD			a	a		a			
25 , 25 ΛΕΩΦΟΡΟΣ ΔΗΜΟΣΘΕΝΗ ΣΕΒΕΡΗ	0035722717000								
ATLANTIC SECURITIES LTD			a	a					
37, ΠΡΟΔΡΟΜΟΥ 37	0035722445400								
AXON SECURITIES S.A.			a			a			
48, ΣΤΑΔΙΟΥ 48 ATHINA	2103363800								
BETA SECURITIES S.A.			a		a	a			a
29 , Λ.ΑΛΕΞΑΝΔΡΑΣ 29 ATHINA	2106478930								
BNP PARIBAS S.A.								a	
, ΛΑΜΨΑΚΟΥ 2 ATHINA	2107468525								
BOFA SECURITIES EUROPE SA			a	a					
, 112 AVENUE KL?BER 75116	+33 153655555								
CAPITAL SECURITIES S.A.			a			a			
58, ΜΗΤΡΟΠΟΛΕΩΣ 58 ATHINA	2103369700								
CITIGROUP GLOBAL MARKETS EUROPE AG			a	a					
16, REUTERWEG 16	+49 691366-0								
CITIGROUP GLOBAL MARKETS LIMITED			a						
1, 33 CANADA SQUARE -CANARY WHARF	+44 02079864000								
CREDIT SUISSE BANK (EUROPE), S.A.			a	a					
, CALLE AYALA 42, 3A PLANTA-B MADRID	+34917916000								
CREDIT SUISSE SECURITIES (EUROPE) LIMITED			a						
1 , ONE CABOT SQUARE LONDON	+44 2078888888								
CYCLOS SECURITIES S.A.			a			a			
39, ΧΑΡΙΛΑΟΥ ΤΡΙΚΟΥΠΗ 6-8-10 ATHINA	2103364300								
DEUTSCHE BANK S.A.				a					
1 , GREAT WINCHESTER STREET LONDON	+44 20 754 54209	00441133361437							
EUROBANK EQUITIES INVESTMENT FIRM SINGLE MEMBER SA			a		a	a	a		a
, ΦΙΛΕΛΛΗΝΩΝ 10 & ΞΕΝΟΦΩΝΤΟΣ 13 ATHINA	2103720425								
EUROBANK S.A.								a	
, ΟΘΩΝΟΣ 8 ATHINA	2103337000								
EUROCORP INVESTMENT SERVICES S.A.			a			a			a
14, ΠΛ.ΦΙΛΙΚΗΣ ΕΤΑΙΡΕΙΑΣ 14 ATHINA	2107263600								
EUOTRUST INVESTMENT FIRM SA			a						
113, ΣΕΒΑΣΤΟΥΠΟΛΕΩΣ 113 ATHINA	2103363100								
EUROXX SECURITIES S.A.			a		a	a	a		a
7, PALAIOLOGOU CHALANDRI	(210)-6879400	(210)-6879401							
7, PALEOLOGOU CHALANDRI	+30 2106879400	210-6879401							
FREEDOM FINANCE EUROPE LTD				a					
, ΧΡΙΣΤΑΚΗ ΚΡΑΝΟΥ 20	035725257786								
G. A. PERVANAS SECURITIES- INVESTMENT SERVICES S.A.			a						
7-9, ΣΟΦΟΚΛΕΟΥΣ 7-9 ATHINA	2103727200								
GLOBAL CAPITAL SECURITIES & FINANCIAL SERVICES LTD			a	a					
50, Λ.ΑΡΧΙΕΠΙΣΚΟΠΟΥ ΜΑΚΑΡΙΟΥ Γ50	0035722710710								
GREENPOST TRADING EUROPE LTD				a					
, ΚΙΜΟΝΟΣ 3, ACROPOLIS MANSIONS, 2ND FLOOR, FLAT/OFFICE 202	035722521389								
HELLENIC AMERICAN SECURITIES S.A.			a		a	a			a
27, ΑΝΔΡΕΑ ΠΑΠΑΝΔΡΕΟΥ 27 MAROUSI	2103311100								
HELLENIC BANK (INVESTMENTS) LTD				a					
, AVE.KYRIAKOU MATSI 31 - PO BOX 24747 NICOSIA	+357 22500100	357 22500110							
HSBC CONTINENTAL EUROPE								a	
109-111, Λ.ΜΕΣΟΓΕΙΩΝ 109-111	2106960000								
INDEX SECURITIES S.A.			a						
6, ΔΡΑΓΑΤΣΑΝΙΟΥ 6 ATHINA	2103213920								

Athex & ATHEXClear Members List

Member Name			Stock Market			Derivatives Market		ATHEXClear Member	
Address	Phone	Fax	Market Member	Remote Member	Market Maker	Proprietary	Market Maker	General Clearing	Direct Clearing
J. CHR. MAVRIKIS SECURITIES S.A.			a						
5, ΣΟΦΟΚΛΕΟΥΣ 5 ATHINA	2103216730								
KAPPA SECURITIES S.A.			a			a			
15, ΒΑΛΑΩΡΙΤΟΥ 15 ATHINA	2103678600								
KARAMANOF SECURITIES & INVESTMENT SERVICES S.A.			a						
2, ΠΛΑΤ.ΘΕΟΔΩΡΩΝ 2 ATHINA	2103212947								
LAIKI FINANCIAL SERVICES LTD			a						
26, AVE. VYRONOS NICOSIA	357 22367367	357 22718567							
LEON DEPOLAS SECURITIES S.A.			a		a	a			
1, ΧΡΗΣΤΟΥ ΛΑΔΑ 1 ATHINA	2103213276 -28								
MEGA EQUITY SECURITIES & FINANCIAL SERVICES PUBLIC LTD			a	a		a			
42-44, ΛΕΩΦ.ΓΡΙΒΑ ΔΙΓΕΝΗ 42-44	0035722711711								
MERIT SECURITIES S.A			a		a	a			a
5, ΣΟΦΟΚΛΕΟΥΣ 5 ATHINA	2103671880								
MERRILL LYNCH INTERNATIONAL			a						
2 , 2 KING EDWARD STREET LONDON	+44 20276281000								
N. CHRYSOCHOIDIS SECURITIES S.A.			a			a			a
7-9, ΣΟΦΟΚΛΕΟΥΣ 7-9 ATHINA	2103213913								
NATIONAL BANK OF GREECE S.A.			a			a		a	
86, ΑΙΟΛΟΥ STR. ATHINA	(210)-3341000	(210)-3228187							
68, ΑΚΑΔΙΜΙΑΣ STR. ATHINA	(210)-3328817	(210)-3328678							
NATIONAL SECURITIES SINGLE MEMBER SA			a		a	a	a		
66, ΛΕΩΦΟΡΟΣ ΑΘΗΝΩΝ 128-132 & ΦΙΓΕΝΙΑΣ ATHINA	2103328784								
NUNTIUS BROKERAGE AND INVESTMENT SERVICES S.A			a						
6, ΔΡΑΓΑΤΣΑΝΙΟΥ 6 ATHINA	2103350599								
ONE PLUS CAPITAL LIMITED			a	a					
, 75 PRODROMOU AVENUE NICOSIA 1307	35722873760								
OPTIMA BANK S.A.			a		a	a	a	a	
32 , ΑΙΓΙΑΛΕΙΑΣ 32 & ΠΑΡΑΔΕΙΣΟΥ MAROUSI	2108173663								
PANTELAKIS SECURITIES S.A.			a		a	a	a		
57, ΕΘΝΙΚΗΣ ΑΝΤΙΣΤΑΣΕΩΣ 57, ΚΤΙΠΙΟ Β CHALANDRI	2106965000								
PEGASUS SECURITIES S.A			a			a			
17 , ΒΑΛΑΩΡΙΤΟΥ 17 & ΑΜΕΡΙΚΗΣ ATHINA	2103670700								
PIRAEUS BANK S.A.			a			a		a	
, ΑΜΕΡΙΚΗΣ 4 ATHINA	2103335000								
PIRAEUS SECURITIES S. A.			a		a	a	a		a
10, ΣΤΑΔΙΟΥ 10 ATHINA	2103354100								
PROCHOICE SECURITIES LTD			a	a					
57, ΛΕΩΦ ΣΠΥΡΟΥ ΚΥΠΡΙΑΝΟΥ 57, ΑΚΙΝΗΤΑ Φ	035724661192								
SHARELINK SECURITIES & FINANCIAL SERVICES LTD			a			a			
6 , HOUSE-ΘΕΟΤΟΚΗ 6 ΜΕΓΑΡΟ ΕΛΛΗΝΑ	+357 22554200								
SOCIETE GENERALE S.A.			a	a		a			
, 17 COURS VALMY, CEDEX	+157290504								
SOLIDUS SECURITIES S.A			a			a			a
64, ΛΟΥΙΖΗΣ ΠΙΑΝΚΟΥΡ 64 ATHINA	2106900600								
ST. EM. LAVRENTAKIS SECURITIES S.A.			a			a			
7-9, ΣΟΦΟΚΛΕΟΥΣ 7-9 ATHINA	2103213336								
THE CYPRUS INVESTMENT & SECURITIES CORPORATION LTD			a	a					
154, ΑΓΙΟΥ ΠΡΟΚΟΠΙΟΥ & ΠΟΣΕΙΔΩΝΟΣ 1	0035722121700								
UBS EUROPE SE			a	a					
, OPERNTURM, BOCKENHEIMER LANDSTRASSE 2-4	496921790								
UBS LIMITED			a						
1 , FINSBURY AVENUE LONDON	+44 2075687135								

List of Stocks under Market Making operations

Securities	Stock Category
Market Maker	Start Market Making
MLS MULTIMEDIA SA (CR)	Suspension Status
PIRAEUS SECURITIES S. A.	01/08/2019
ALPHA ETF FTSE Athex Large Cap	Exchange Traded Funds (ETFs)
ALPHA FINANCE INVESTMENT SERVICES SINGLE MEMBER SA	02/01/1900
NATIONAL SECURITIES SINGLE MEMBER SA	02/01/1900
ADMIE (IPTO) HOLDING S.A. (CR)	Main Market
EUROBANK EQUITIES INVESTMENT FIRM SINGLE MEMBER SA	24/05/2021
HELLENIC AMERICAN SECURITIES S.A.	09/03/2020
PIRAEUS SECURITIES S. A.	29/06/2017
AEGEAN AIRLINES (CR)	Main Market
EUROBANK EQUITIES INVESTMENT FIRM SINGLE MEMBER SA	22/09/2020
ALPHA SERVICES HOLD (CR)	Main Market
ALPHA FINANCE INVESTMENT SERVICES SINGLE MEMBER SA	29/02/2016
EUROBANK EQUITIES INVESTMENT FIRM SINGLE MEMBER SA	22/10/2006
HELLENIC AMERICAN SECURITIES S.A.	25/07/2014
LEON DEPOLAS SECURITIES S.A.	04/01/2016
MERIT SECURITIES S.A.	03/09/2012
NATIONAL SECURITIES SINGLE MEMBER SA	02/01/1900
PIRAEUS SECURITIES S. A.	28/05/2009
ALPHA TRUST (CR)	Main Market
EUROBANK EQUITIES INVESTMENT FIRM SINGLE MEMBER SA	06/02/2023
LEON DEPOLAS SECURITIES S.A.	04/01/2021
ANDROMEDA SA (CR)	Main Market
BETA SECURITIES S.A.	15/02/2021
OPTIMA BANK S.A.	03/04/2023
ATTICA BANK S.A. (CR)	Main Market
EUROXX SECURITIES S.A.	22/01/2016
PIRAEUS SECURITIES S. A.	20/09/2017
AUSTRIACARD (CB)	Main Market
BETA SECURITIES S.A.	23/03/2023
AUTOHELLAS SA (CR)	Main Market
ALPHA FINANCE INVESTMENT SERVICES SINGLE MEMBER SA	01/07/2019
EUROXX SECURITIES S.A.	02/07/2018
AVAX S.A. (CR)	Main Market
EUROBANK EQUITIES INVESTMENT FIRM SINGLE MEMBER SA	14/12/2015
PIRAEUS SECURITIES S. A.	01/02/2021
AVE (CR)	Main Market
EUROXX SECURITIES S.A.	05/06/2020
BRIQ PROPERTIES (CR)	Main Market
EUROBANK EQUITIES INVESTMENT FIRM SINGLE MEMBER SA	09/09/2019
LEON DEPOLAS SECURITIES S.A.	22/02/2021
CC HBC AG (CR)	Main Market
BETA SECURITIES S.A.	08/03/2021
NATIONAL SECURITIES SINGLE MEMBER SA	02/01/1900
PIRAEUS SECURITIES S. A.	04/05/2015
CENERGY HOLDINGS (CB)	Main Market
ALPHA FINANCE INVESTMENT SERVICES SINGLE MEMBER SA	02/01/2016
EUROBANK EQUITIES INVESTMENT FIRM SINGLE MEMBER SA	02/01/2016
OPTIMA BANK S.A.	14/03/2022
PANTELAKIS SECURITIES S.A.	27/12/2022
CNL CAPITAL (CR)	Main Market
MERIT SECURITIES S.A.	01/10/2018
DIMAND (CR)	Main Market
ALPHA FINANCE INVESTMENT SERVICES SINGLE MEMBER SA	08/08/2022
EUROBANK EQUITIES INVESTMENT FIRM SINGLE MEMBER SA	08/08/2022
EKTER SA (CR)	Main Market
BETA SECURITIES S.A.	26/09/2022
EUROBANK EQUITIES INVESTMENT FIRM SINGLE MEMBER SA	16/10/2017
LEON DEPOLAS SECURITIES S.A.	21/05/2018
ELASTRON (CR)	Main Market
LEON DEPOLAS SECURITIES S.A.	20/02/2017
ELLAKTOR (CR)	Main Market
ALPHA FINANCE INVESTMENT SERVICES SINGLE MEMBER SA	18/03/2019
EUROBANK EQUITIES INVESTMENT FIRM SINGLE MEMBER SA	01/06/2012
EUROXX SECURITIES S.A.	24/09/2018
NATIONAL SECURITIES SINGLE MEMBER SA	02/01/1900
PIRAEUS SECURITIES S. A.	22/10/2018

List of Stocks under Market Making operations

Securities	Stock Category
Market Maker	Start Market Making
ELTON SA (CR)	Main Market
BETA SECURITIES S.A.	03/09/2012
EUROBANK EQUITIES INVESTMENT FIRM SINGLE MEMBER SA	28/11/2022
OPTIMA BANK S.A.	30/01/2023
ELVALHALCOR (CR)	Main Market
ALPHA FINANCE INVESTMENT SERVICES SINGLE MEMBER SA	07/05/2018
BETA SECURITIES S.A.	09/01/2023
EUROBANK EQUITIES INVESTMENT FIRM SINGLE MEMBER SA	07/05/2018
ENTERSOFT (CR)	Main Market
ALPHA FINANCE INVESTMENT SERVICES SINGLE MEMBER SA	23/03/2023
EUROBANK EQUITIES INVESTMENT FIRM SINGLE MEMBER SA	22/06/2020
EUROBANK HOLDINGS (CR)	Main Market
ALPHA FINANCE INVESTMENT SERVICES SINGLE MEMBER SA	09/01/2006
EUROBANK EQUITIES INVESTMENT FIRM SINGLE MEMBER SA	01/06/2012
HELLENIC AMERICAN SECURITIES S.A.	25/07/2014
LEON DEPOLAS SECURITIES S.A.	30/11/2018
MERIT SECURITIES S.A.	06/11/2017
NATIONAL SECURITIES SINGLE MEMBER SA	02/01/1900
PIRAEUS SECURITIES S. A.	28/09/2009
EUROCONSULTANTS S.A. (CR)	Main Market
OPTIMA BANK S.A.	01/02/2023
EYDAP S.A. (CR)	Main Market
ALPHA FINANCE INVESTMENT SERVICES SINGLE MEMBER SA	27/01/2020
EUROBANK EQUITIES INVESTMENT FIRM SINGLE MEMBER SA	10/06/2019
FOURLIS (CR)	Main Market
EUROBANK EQUITIES INVESTMENT FIRM SINGLE MEMBER SA	01/12/2016
PIRAEUS SECURITIES S. A.	06/03/2017
GEK TERNA (CR)	Main Market
BETA SECURITIES S.A.	08/03/2021
EUROBANK EQUITIES INVESTMENT FIRM SINGLE MEMBER SA	24/05/2021
PIRAEUS SECURITIES S. A.	29/08/2019
GR. SARANTIS S.A. (CR)	Main Market
BETA SECURITIES S.A.	14/05/2012
EUROBANK EQUITIES INVESTMENT FIRM SINGLE MEMBER SA	24/10/2016
HELLENIC EXCHANGES-A.S.E. (CR)	Main Market
HELLENIC AMERICAN SECURITIES S.A.	01/09/2014
NATIONAL SECURITIES SINGLE MEMBER SA	02/01/1900
PIRAEUS SECURITIES S. A.	04/05/2015
HELLENIQ ENERGY (CR)	Main Market
HELLENIC AMERICAN SECURITIES S.A.	14/09/2015
PIRAEUS SECURITIES S. A.	20/03/2017
IDEAL HOLDINGS (CR)	Main Market
EUROBANK EQUITIES INVESTMENT FIRM SINGLE MEMBER SA	07/06/2021
PIRAEUS SECURITIES S. A.	07/06/2021
INTERCONTINENTAL (CR)	Main Market
LEON DEPOLAS SECURITIES S.A.	03/06/2019
INTERLIFE G.C.I.(CR)	Main Market
BETA SECURITIES S.A.	24/10/2022
INTERWOOD-XYLEMPORIA (CR)	Main Market
EUROBANK EQUITIES INVESTMENT FIRM SINGLE MEMBER SA	05/07/2021
PANTELAKIS SECURITIES S.A.	01/07/2021
INTRAKAT (CR)	Main Market
BETA SECURITIES S.A.	04/10/2021
PANTELAKIS SECURITIES S.A.	10/10/2022
JUMBO SA (CR)	Main Market
BETA SECURITIES S.A.	01/02/2021
EUROBANK EQUITIES INVESTMENT FIRM SINGLE MEMBER SA	25/05/2020
MERIT SECURITIES S.A.	06/11/2017
PIRAEUS SECURITIES S. A.	06/03/2017
KLOUKINAS - LAPPAS SA (CR)	Main Market
OPTIMA BANK S.A.	02/01/2023
KRI-KRI S.A. (CR)	Main Market
EUROBANK EQUITIES INVESTMENT FIRM SINGLE MEMBER SA	07/05/2018
LEON DEPOLAS SECURITIES S.A.	16/01/2017

List of Stocks under Market Making operations

Securities	Stock Category
Market Maker	Start Market Making
LAMDA DEVELOPMENT SA (CR)	Main Market
EUROBANK EQUITIES INVESTMENT FIRM SINGLE MEMBER SA	08/12/2014
PANTELAKIS SECURITIES S.A.	06/11/2017
PIRAEUS SECURITIES S. A.	29/06/2017
LAMPSA HOTEL SA (CR)	Main Market
LEON DEPOLAS SECURITIES S.A.	16/01/2017
MIG (CR)	Main Market
EUROBANK EQUITIES INVESTMENT FIRM SINGLE MEMBER SA	23/03/2015
PIRAEUS SECURITIES S. A.	02/02/2009
MOTOR OIL (CR)	Main Market
BETA SECURITIES S.A.	08/03/2021
EUROBANK EQUITIES INVESTMENT FIRM SINGLE MEMBER SA	22/10/2006
LEON DEPOLAS SECURITIES S.A.	01/04/2019
MERIT SECURITIES S.A.	25/02/2019
NATIONAL SECURITIES SINGLE MEMBER SA	02/01/1900
PIRAEUS SECURITIES S. A.	04/05/2015
MPLE KEDROS (CR)	Main Market
MERIT SECURITIES S.A.	30/09/2022
MYTILINEOS (CR)	Main Market
ALPHA FINANCE INVESTMENT SERVICES SINGLE MEMBER SA	15/04/2019
BETA SECURITIES S.A.	11/04/2022
EUROBANK EQUITIES INVESTMENT FIRM SINGLE MEMBER SA	20/09/2017
MERIT SECURITIES S.A.	25/02/2019
NATIONAL SECURITIES SINGLE MEMBER SA	02/01/1900
PIRAEUS SECURITIES S. A.	04/05/2015
NATIONAL BANK (CR)	Main Market
ALPHA FINANCE INVESTMENT SERVICES SINGLE MEMBER SA	09/01/2006
EUROBANK EQUITIES INVESTMENT FIRM SINGLE MEMBER SA	22/10/2006
HELLENIC AMERICAN SECURITIES S.A.	25/07/2014
LEON DEPOLAS SECURITIES S.A.	20/05/2015
MERIT SECURITIES S.A.	03/09/2012
NATIONAL SECURITIES SINGLE MEMBER SA	02/01/1900
PIRAEUS SECURITIES S. A.	08/09/2008
OPAP (CR)	Main Market
ALPHA FINANCE INVESTMENT SERVICES SINGLE MEMBER SA	09/01/2006
BETA SECURITIES S.A.	11/04/2022
EUROBANK EQUITIES INVESTMENT FIRM SINGLE MEMBER SA	22/10/2006
HELLENIC AMERICAN SECURITIES S.A.	25/07/2014
MERIT SECURITIES S.A.	20/03/2017
NATIONAL SECURITIES SINGLE MEMBER SA	02/01/1900
PIRAEUS SECURITIES S. A.	04/05/2015
OTE (CR)	Main Market
ALPHA FINANCE INVESTMENT SERVICES SINGLE MEMBER SA	09/01/2006
BETA SECURITIES S.A.	11/04/2022
EUROBANK EQUITIES INVESTMENT FIRM SINGLE MEMBER SA	22/10/2006
HELLENIC AMERICAN SECURITIES S.A.	25/07/2014
LEON DEPOLAS SECURITIES S.A.	20/04/2015
MERIT SECURITIES S.A.	20/03/2017
NATIONAL SECURITIES SINGLE MEMBER SA	02/01/1900
PIRAEUS SECURITIES S. A.	08/09/2008
P.P.A. S.A. (CR)	Main Market
EUROBANK EQUITIES INVESTMENT FIRM SINGLE MEMBER SA	06/02/2019
PAPOUTSANIS (CR)	Main Market
BETA SECURITIES S.A.	25/11/2013
PETROPOULOS PETROS (CR)	Main Market
EUROBANK EQUITIES INVESTMENT FIRM SINGLE MEMBER SA	01/04/2019
PANTELAKIS SECURITIES S.A.	16/03/2020
PIRAEUS FINANCIAL HOLD (CR)	Main Market
ALPHA FINANCE INVESTMENT SERVICES SINGLE MEMBER SA	15/04/2019
EUROBANK EQUITIES INVESTMENT FIRM SINGLE MEMBER SA	22/10/2006
EUROXX SECURITIES S.A.	15/02/2016
HELLENIC AMERICAN SECURITIES S.A.	25/07/2014
LEON DEPOLAS SECURITIES S.A.	30/11/2018
MERIT SECURITIES S.A.	16/09/2013
NATIONAL SECURITIES SINGLE MEMBER SA	02/01/1900
PIRAEUS SECURITIES S. A.	16/02/2009

List of Stocks under Market Making operations

Securities	Stock Category
Market Maker	Start Market Making
PPC (CR)	Main Market
ALPHA FINANCE INVESTMENT SERVICES SINGLE MEMBER SA	09/01/2006
BETA SECURITIES S.A.	01/02/2021
EUROBANK EQUITIES INVESTMENT FIRM SINGLE MEMBER SA	22/10/2006
HELLENIC AMERICAN SECURITIES S.A.	01/09/2014
MERIT SECURITIES S.A	06/11/2017
NATIONAL SECURITIES SINGLE MEMBER SA	02/01/1900
PIRAEUS SECURITIES S. A.	28/09/2009
PREMA (CR)	Main Market
BETA SECURITIES S.A.	01/06/2021
LEON DEPOLAS SECURITIES S.A.	05/12/2022
PANTELAKIS SECURITIES S.A.	23/12/2021
PROFILE SA (CR)	Main Market
OPTIMA BANK S.A.	03/04/2023
PANTELAKIS SECURITIES S.A.	01/07/2019
QUALITY & RELIABILITY SA (CR)	Main Market
OPTIMA BANK S.A.	03/01/2023
QUEST HOLDINGS (CR)	Main Market
BETA SECURITIES S.A.	26/03/2018
EUROBANK EQUITIES INVESTMENT FIRM SINGLE MEMBER SA	28/01/2019
SIDMA STEEL (CR)	Main Market
LEON DEPOLAS SECURITIES S.A.	06/06/2022
SPACE HELLAS SA (CR)	Main Market
MERIT SECURITIES S.A	09/12/2022
TECHNICAL OLYMPIC SA (CR)	Main Market
BETA SECURITIES S.A.	04/04/2022
TERNA ENERGY (CR)	Main Market
EUROBANK EQUITIES INVESTMENT FIRM SINGLE MEMBER SA	24/05/2021
PIRAEUS SECURITIES S. A.	09/12/2019
THRACE PLASTICS SA (CR)	Main Market
ALPHA FINANCE INVESTMENT SERVICES SINGLE MEMBER SA	26/03/2018
EUROBANK EQUITIES INVESTMENT FIRM SINGLE MEMBER SA	26/03/2018
TITAN CEMENT (CB)	Main Market
BETA SECURITIES S.A.	01/02/2021
EUROBANK EQUITIES INVESTMENT FIRM SINGLE MEMBER SA	06/11/2019
PIRAEUS SECURITIES S. A.	18/01/2021
TZIRAKIAN PROFIL (CR)	Main Market
LEON DEPOLAS SECURITIES S.A.	19/07/2021
VIOHALCO SA/NV (CB)	Main Market
ALPHA FINANCE INVESTMENT SERVICES SINGLE MEMBER SA	11/03/2008
EUROBANK EQUITIES INVESTMENT FIRM SINGLE MEMBER SA	04/03/2014
MERIT SECURITIES S.A	17/03/2014

Underlying Asset				Derivatives Market													
Price max	Price min	Closing price	change	Delivery Month	Open price	Price max	Price min	Last price	Closing price	Last Bid	Last Ask	Fixing price*	Life high	Life low	Trades	Volume	Open Interest
FTSE/Athex Large Cap				(Trade Unit: 1 Index Point x 2€, Cash Settlement)													
2,654.53	2,612.09	2,654.53	0.52%	May 2023	2,624.50	2,654.50	2,614.00	2,650.00	2,650.00	---	---	---	2,722.75	---	306	1,213	5,141
				June 2023	2,604.00	2,616.75	2,601.00	2,615.00	2,615.00	---	---	---	2,703.50	---	11	64	180
				July 2023	---	---	---	---	2,653.75	---	---	---	---	---	---	---	---
				September 2023	---	---	---	---	2,661.75	---	---	---	---	---	---	---	---
				December 2023	---	---	---	---	2,675.25	---	---	---	---	---	---	---	---
				March 2024	---	---	---	---	2,688.50	---	---	---	---	---	---	---	---
FTSE/Athex Banks				(Trade Unit: 1 Index Point x 15€, Cash Settlement)													
817.51	779.90	817.51	2.31%	June 2023	790.00	820.00	783.25	820.00	820.00	---	---	---	848.25	---	50	386	994
				September 2023	---	---	---	---	805.50	---	---	---	---	---	---	---	---
				December 2023	---	---	---	---	809.50	---	---	---	---	---	---	---	---
				March 2024	---	---	---	---	813.50	---	---	---	---	---	---	---	---

Underlying Asset				Derivatives Market													
Price max	Price min	Closing price	change	Delivery Month	Open price	Price max	Price min	Last price	Closing price	Last Bid	Last Ask	Fixing price*	Life high	Life low	Trades	Volume	Open Interest
ADMIE (IPTO) HOLDING S.A. (CR)				(Contract Size: 100 Securities, Physical Delivery)													
1.79	1.75	1.782	-0.78%	June 2023	1.76	1.78	1.76	1.78	1.78	---	---	---	1.92	---	11	84	12,608
				September 2023	---	---	---	---	1.81	---	---	---	---	---	---	---	---
				December 2023	---	---	---	---	1.82	---	---	---	---	---	---	---	---
				March 2024	---	---	---	---	1.83	---	---	---	---	---	---	---	---
AEGEAN AIRLINES (CR)				(Contract Size: 100 Securities, Physical Delivery)													
7.98	7.64	7.89	2.34%	June 2023	7.70	7.75	7.70	7.75	7.75	---	---	---	8.09	---	2	4	1,935
				September 2023	---	---	---	---	7.77	---	---	---	---	---	---	---	---
				December 2023	---	---	---	---	7.81	---	---	---	---	---	---	---	---
				March 2024	---	---	---	---	7.85	---	---	---	---	---	---	---	---
ALPHA SERVICES HOLD (CR)				(Contract Size: 100 Securities, Physical Delivery)													
1.177	1.122	1.177	2.89%	June 2023	1.14	1.19	1.12	1.18	1.18	---	---	---	1.52	---	373	16,139	127,022
				September 2023	1.15	1.15	1.15	1.15	1.15	---	---	---	1.25	---	1	3	27
				December 2023	---	---	---	---	1.16	---	---	---	---	---	---	---	---
				March 2024	---	---	---	---	1.16	---	---	---	---	---	---	---	---
AUTOHELLAS SA (CR)				(Contract Size: 100 Securities, Physical Delivery)													
12.98	12.72	12.98	-0.31%	June 2023	---	---	---	---	13.00	---	---	---	13.00	---	---	---	71
				September 2023	---	---	---	---	13.12	---	---	---	---	---	---	---	---
				December 2023	---	---	---	---	13.19	---	---	---	---	---	---	---	---
				March 2024	---	---	---	---	13.26	---	---	---	---	---	---	---	---
AVAX S.A. (CR)				(Contract Size: 100 Securities, Physical Delivery)													
0.848	0.807	0.847	3.29%	June 2023	0.815	0.839	0.815	0.839	0.839	---	---	---	0.863	---	2	10	372
				September 2023	---	---	---	---	0.827	---	---	---	---	---	---	---	---
				December 2023	---	---	---	---	0.831	---	---	---	---	---	---	---	---
				March 2024	---	---	---	---	0.835	---	---	---	---	---	---	---	---
CC HBC AG (CR)				(Contract Size: 100 Securities, Physical Delivery)													
27.38	27.21	27.3	0.66%	June 2023	26.53	26.60	26.45	26.45	26.45	---	---	---	26.60	---	9	24	451
				September 2023	---	---	---	---	27.34	---	---	---	---	---	---	---	---
				December 2023	---	---	---	---	27.47	---	---	---	---	---	---	---	---
				March 2024	---	---	---	---	27.61	---	---	---	---	---	---	---	---
CENERGY HOLDINGS (CB)				(Contract Size: 100 Securities, Physical Delivery)													
4.49	4.37	4.45	-0.89%	June 2023	4.46	4.46	4.39	4.45	4.45	---	---	---	4.57	---	35	234	5,786
				September 2023	---	---	---	---	4.55	---	---	---	4.35	---	---	---	5
				December 2023	---	---	---	---	4.55	---	---	---	---	---	---	---	---
				March 2024	---	---	---	---	4.57	---	---	---	---	---	---	---	---

Derivatives notes

Fixing prices and final open positions can be retrieved from the following path <http://www.helex.gr/el/web/guest/statistics-end-of-day-derivatives>

Underlying Asset				Derivatives Market													
Price max	Price min	Closing price	change	Delivery Month	Open price	Price max	Price min	Last price	Closing price	Last Bid	Last Ask	Fixing price*	Life high	Life low	Trades	Volume	Open Interest
ELLAKTOR (CR)				(Contract Size: 100 Securities, Physical Delivery)													
2.04	1.972	2.03	2.01%	June 2023	1.98	1.98	1.98	1.98	1.98	---	---	---	2.17	---	1	2	852
				September 2023	---	---	---	---	2.01	---	---	---	---	---	---	---	---
				December 2023	---	---	---	---	2.02	---	---	---	---	---	---	---	---
				March 2024	---	---	---	---	2.03	---	---	---	---	---	---	---	---
ELVALHALCOR (CR)				(Contract Size: 100 Securities, Physical Delivery)													
1.71	1.672	1.69	-0.47%	June 2023	1.69	1.71	1.68	1.71	1.71	---	---	---	1.79	---	9	63	1,318
				September 2023	---	---	---	---	1.71	---	---	---	---	---	---	---	---
				December 2023	---	---	---	---	1.72	---	---	---	---	---	---	---	---
				March 2024	---	---	---	---	1.73	---	---	---	---	---	---	---	---
EUROBANK HOLDINGS (CR)				(Contract Size: 100 Securities, Physical Delivery)													
1.349	1.287	1.34	1.06%	June 2023	1.31	1.35	1.29	1.35	1.35	---	---	---	1.46	---	189	3,113	33,621
				September 2023	---	---	---	---	1.34	---	---	---	---	---	---	---	---
				December 2023	---	---	---	---	1.34	---	---	---	---	---	---	---	---
				March 2024	---	---	---	---	1.35	---	---	---	---	---	---	---	---
EYDAP S.A. (CR)				(Contract Size: 100 Securities, Physical Delivery)													
6.87	6.55	6.8	1.49%	June 2023	6.71	6.75	6.71	6.72	6.72	---	---	---	6.95	---	4	17	504
				September 2023	---	---	---	---	6.48	---	---	---	6.83	---	---	---	---
				December 2023	---	---	---	---	6.79	---	---	---	---	---	---	---	---
				March 2024	---	---	---	---	6.82	---	---	---	---	---	---	---	---
FOURLIS (CR)				(Contract Size: 100 Securities, Physical Delivery)													
3.895	3.815	3.895	2.50%	June 2023	3.90	3.90	3.88	3.88	3.88	---	---	---	3.95	---	6	25	1,545
				September 2023	---	---	---	---	3.83	---	---	---	---	---	---	---	---
				December 2023	---	---	---	---	3.85	---	---	---	---	---	---	---	---
				March 2024	---	---	---	---	3.87	---	---	---	---	---	---	---	---
GEK TERNA (CR)				(Contract Size: 100 Securities, Physical Delivery)													
12.6	12.14	12.46	0.16%	June 2023	12.26	12.55	12.25	12.55	12.55	---	---	---	12.75	---	18	63	8,191
				September 2023	---	---	---	---	12.54	---	---	---	---	---	---	---	---
				December 2023	---	---	---	---	12.60	---	---	---	---	---	---	---	---
				March 2024	---	---	---	---	12.66	---	---	---	---	---	---	---	---
HELLENIC EXCHANGES-A.S.E. (CR)				(Contract Size: 100 Securities, Physical Delivery)													
4.045	3.92	4.045	1.63%	June 2023	3.87	3.88	3.87	3.88	3.88	---	---	---	4.23	---	5	22	1,810
				September 2023	---	---	---	---	4.01	---	---	---	---	---	---	---	---
				December 2023	---	---	---	---	4.03	---	---	---	---	---	---	---	---
				March 2024	---	---	---	---	4.05	---	---	---	---	---	---	---	---

Derivatives notes

Fixing prices and final open positions can be retrieved from the following path <http://www.helex.gr/el/web/guest/statistics-end-of-day-derivatives>

Underlying Asset				Derivatives Market													
Price max	Price min	Closing price	change	Delivery Month	Open price	Price max	Price min	Last price	Closing price	Last Bid	Last Ask	Fixing price*	Life high	Life low	Trades	Volume	Open Interest
HELLENiQ ENERGY (CR)				(Contract Size: 100 Securities, Physical Delivery)													
7.32	7.21	7.25	0.00%	June 2023	7.27	7.30	7.23	7.29	7.29	---	---	---	8.08	---	8	23	1,524
				September 2023	---	---	---	---	7.31	---	---	---	---	---	---	---	---
				December 2023	---	---	---	---	7.34	---	---	---	---	---	---	---	---
				March 2024	---	---	---	---	7.38	---	---	---	---	---	---	---	---
INTRACOM HOLDINGS (CR)				(Contract Size: 100 Securities, Physical Delivery)													
1.788	1.758	1.786	0.90%	June 2023	1.77	1.77	1.77	1.77	1.77	---	---	---	2.07	---	1	1	4,468
				September 2023	---	---	---	---	1.79	---	---	---	1.84	---	---	---	2
				December 2023	---	---	---	---	1.79	---	---	---	---	---	---	---	---
				March 2024	---	---	---	---	1.80	---	---	---	---	---	---	---	---
INTRAKAT (CR)				(Contract Size: 100 Securities, Physical Delivery)													
1.614	1.598	1.612	-0.49%	June 2023	1.62	1.62	1.61	1.62	1.62	---	---	---	1.79	---	27	205	8,169
				September 2023	---	---	---	---	1.65	---	---	---	1.69	---	---	---	30
				December 2023	---	---	---	---	1.64	---	---	---	---	---	---	---	---
				March 2024	---	---	---	---	1.65	---	---	---	---	---	---	---	---
JUMBO SA (CR)				(Contract Size: 100 Securities, Physical Delivery)													
21.32	20.86	21.14	-1.03%	June 2023	21.03	21.09	20.85	20.97	20.97	---	---	---	21.48	---	6	6	383
				September 2023	---	---	---	---	21.53	---	---	---	---	---	---	---	---
				December 2023	---	---	---	---	21.64	---	---	---	---	---	---	---	---
				March 2024	---	---	---	---	21.75	---	---	---	---	---	---	---	---
LAMDA DEVELOPMENT SA (CR)				(Contract Size: 100 Securities, Physical Delivery)													
5.63	5.56	5.58	0.18%	June 2023	5.57	5.63	5.57	5.63	5.63	---	---	---	6.53	---	16	37	5,731
				September 2023	---	---	---	---	5.61	---	---	---	---	---	---	---	---
				December 2023	---	---	---	---	5.64	---	---	---	---	---	---	---	---
				March 2024	---	---	---	---	5.67	---	---	---	---	---	---	---	---
MIG (CR)				(Contract Size: 100 Securities, Physical Delivery)													
0.186	0.16	0.1812	-3.92%	June 2023	0.165	0.166	0.165	0.165	0.165	---	---	---	0.218	---	8	50	1,335
				September 2023	---	---	---	---	0.190	---	---	---	---	---	---	---	---
				December 2023	---	---	---	---	0.191	---	---	---	---	---	---	---	---
				March 2024	---	---	---	---	0.192	---	---	---	---	---	---	---	---
MOTOR OIL (CR)				(Contract Size: 100 Securities, Physical Delivery)													
22.22	21.7	22.12	1.65%	June 2023	21.87	22.30	21.87	22.21	22.21	---	---	---	25.05	---	16	49	1,164
				September 2023	21.66	22.18	21.59	22.18	22.18	---	---	---	22.18	---	4	12	40
				December 2023	---	---	---	---	22.04	---	---	---	---	---	---	---	---
				March 2024	---	---	---	---	22.15	---	---	---	---	---	---	---	---

Derivatives notes

Fixing prices and final open positions can be retrieved from the following path <http://www.helex.gr/el/web/guest/statistics-end-of-day-derivatives>

Underlying Asset				Derivatives Market													
Price max	Price min	Closing price	change	Delivery Month	Open price	Price max	Price min	Last price	Closing price	Last Bid	Last Ask	Fixing price*	Life high	Life low	Trades	Volume	Open Interest
MYTILINEOS (CR)				(Contract Size: 100 Securities, Physical Delivery)													
26.84	26.52	26.52	-1.56%	June 2023	26.81	26.89	26.55	26.55	26.55	---	---	---	28.34	---	57	121	2,301
				September 2023	---	---	---	---	27.15	---	---	---	---	---	---	---	---
				December 2023	---	---	---	---	27.29	---	---	---	---	---	---	---	---
				March 2024	---	---	---	---	27.43	---	---	---	---	---	---	---	---
NATIONAL BANK (CR)				(Contract Size: 100 Securities, Physical Delivery)													
4.768	4.471	4.768	3.65%	June 2023	4.55	4.78	4.50	4.77	4.77	---	---	---	5.46	---	330	5,184	22,604
				September 2023	---	---	---	---	4.64	---	---	---	---	---	---	---	---
				December 2023	---	---	---	---	4.66	---	---	---	---	---	---	---	---
				March 2024	---	---	---	---	4.68	---	---	---	---	---	---	---	---
OPAP (CR)				(Contract Size: 100 Securities, Physical Delivery)													
15.27	15.12	15.22	-0.46%	June 2023	14.50	14.50	14.49	14.49	14.49	---	---	---	15.00	---	2	8	1,807
				September 2023	---	---	---	---	15.41	---	---	---	---	---	---	---	---
				December 2023	---	---	---	---	15.49	---	---	---	---	---	---	---	---
				March 2024	---	---	---	---	15.57	---	---	---	---	---	---	---	---
OTE (CR)				(Contract Size: 100 Securities, Physical Delivery)													
13.44	13.23	13.24	-1.19%	June 2023	13.57	13.57	13.28	13.33	13.33	---	---	---	15.20	---	39	176	10,316
				September 2023	13.52	13.52	13.01	13.01	13.01	---	---	---	14.32	---	3	4	51
				December 2023	---	---	---	---	13.57	---	---	---	---	---	---	---	---
				March 2024	---	---	---	---	13.64	---	---	---	---	---	---	---	---
P.P.A. S.A. (CR)				(Contract Size: 100 Securities, Physical Delivery)													
19.64	19.32	19.32	-0.92%	June 2023	---	---	---	---	19.50	---	---	---	19.64	---	---	---	363
				September 2023	---	---	---	---	19.65	---	---	---	---	---	---	---	---
				December 2023	---	---	---	---	19.75	---	---	---	---	---	---	---	---
				March 2024	---	---	---	---	19.85	---	---	---	---	---	---	---	---
PIRAEUS FINANCIAL HOLD (CR)				(Contract Size: 100 Securities, Physical Delivery)													
2.172	2.054	2.172	1.88%	June 2023	2.12	2.18	2.06	2.16	2.16	---	---	---	2.46	---	529	17,666	92,560
				September 2023	---	---	---	---	2.15	---	---	---	---	---	---	---	---
				December 2023	---	---	---	---	2.16	---	---	---	---	---	---	---	---
				March 2024	---	---	---	---	2.17	---	---	---	---	---	---	---	---
PPC (CR)				(Contract Size: 100 Securities, Physical Delivery)													
8.05	7.88	7.985	-0.31%	June 2023	7.99	8.02	7.92	8.01	8.01	---	---	---	8.38	---	44	188	22,885
				September 2023	---	---	---	---	8.07	---	---	---	---	---	---	---	---
				December 2023	---	---	---	---	8.11	---	---	---	---	---	---	---	---
				March 2024	---	---	---	---	8.15	---	---	---	---	---	---	---	---

Derivatives notes

Fixing prices and final open positions can be retrieved from the following path <http://www.helex.gr/el/web/guest/statistics-end-of-day-derivatives>

Underlying Asset				Derivatives Market													
Price max	Price min	Closing price	change	Delivery Month	Open price	Price max	Price min	Last price	Closing price	Last Bid	Last Ask	Fixing price*	Life high	Life low	Trades	Volume	Open Interest
QUEST HOLDINGS (CR)				(Contract Size: 100 Securities, Physical Delivery)													
4.99	4.84	4.9	-0.10%	June 2023	---	---	---	---	4.84	---	---	---	5.21	---	---	---	97
				September 2023	---	---	---	---	4.94	---	---	---	---	---	---	---	---
				December 2023	---	---	---	---	4.97	---	---	---	---	---	---	---	---
				March 2024	---	---	---	---	4.99	---	---	---	---	---	---	---	---
TERNA ENERGY (CR)				(Contract Size: 100 Securities, Physical Delivery)													
20.5	20.2	20.4	-0.39%	June 2023	20.45	20.58	20.23	20.49	20.49	---	---	---	20.98	---	7	10	10,219
				September 2023	---	---	---	---	20.62	---	---	---	20.75	---	---	---	---
				December 2023	---	---	---	---	20.75	---	---	---	---	---	---	---	---
				March 2024	---	---	---	---	20.85	---	---	---	---	---	---	---	---
TITAN CEMENT (CB)				(Contract Size: 100 Securities, Physical Delivery)													
15.1	14.76	15.04	0.00%	June 2023	---	---	---	---	15.19	---	---	---	15.18	---	---	---	892
				September 2023	---	---	---	---	15.16	---	---	---	---	---	---	---	---
				December 2023	---	---	---	---	15.24	---	---	---	---	---	---	---	---
				March 2024	---	---	---	---	15.31	---	---	---	---	---	---	---	---
VIOHALCO SA/NV (CB)				(Contract Size: 100 Securities, Physical Delivery)													
4.63	4.5	4.595	0.44%	June 2023	4.56	4.68	4.53	4.63	4.63	---	---	---	4.73	---	46	175	5,807
				September 2023	---	---	---	---	4.60	---	---	---	4.46	---	---	---	20
				December 2023	---	---	---	---	4.63	---	---	---	---	---	---	---	---
				March 2024	---	---	---	---	4.66	---	---	---	---	---	---	---	---

Derivatives notes

Fixing prices and final open positions can be retrieved from the following path <http://www.helex.gr/el/web/guest/statistics-end-of-day-derivatives>

Daily Official List

Section 7: Index Options

Year: 144 Trading Day No: 77

Wednesday, 26 April, 2023

FTSE/Athex Large Cap

(Trade Unit: 1 Index Point x 2€ - Exercise Style: European, Cash Settlement)

Call Options																Put Options																										
May 2023								June 2023								Other Months		May 2023								June 2023								Other Months								
Exerise Price	Open price	Price max	Price min	Last price	Closing price	Volume	Open Interest	Open price	Price max	Price min	Last price	Closing price	Volume	Open Interest	Volume	Open Interest	Open price	Price max	Price min	Last price	Closing price	Volume	Open Interest	Open price	Price max	Price min	Last price	Closing price	Volume	Open Interest	Volume	Open Interest	Exerise Price									
1,725	-	-	-	-	-	-	-	0.00	0.00	0.00	-	897.00	-	-			-	-	-	-	-	-	-	0.00	0.00	0.00	-	0.01	-	-			1,725									
1,750	-	-	-	-	-	-	-	0.00	0.00	0.00	-	872.00	-	-			-	-	-	-	-	-	-	0.00	0.00	0.00	-	0.01	-	-			1,750									
1,775	-	-	-	-	-	-	-	0.00	0.00	0.00	-	847.00	-	-			-	-	-	-	-	-	-	0.00	0.00	0.00	-	0.02	-	-			1,775									
1,800	-	-	-	-	-	-	-	0.00	0.00	0.00	-	822.00	-	-			-	-	-	-	-	-	-	0.00	0.00	0.00	-	0.01	-	-			1,800									
1,825	-	-	-	-	-	-	-	0.00	0.00	0.00	-	797.00	-	-			-	-	-	-	-	-	-	0.00	0.00	0.00	-	0.01	-	-			1,825									
1,850	-	-	-	-	-	-	-	0.00	0.00	0.00	-	772.00	-	-			-	-	-	-	-	-	-	0.00	0.00	0.00	-	0.01	-	-			1,850									
1,875	-	-	-	-	-	-	-	0.00	0.00	0.00	-	747.00	-	-			-	-	-	-	-	-	-	0.00	0.00	0.00	-	0.01	-	-			1,875									
1,900	-	-	-	-	-	-	-	0.00	0.00	0.00	-	722.00	-	-			-	-	-	-	-	-	-	0.00	0.00	0.00	-	0.01	-	-			1,900									
1,925	-	-	-	-	-	-	-	0.00	0.00	0.00	-	697.00	-	-			-	-	-	-	-	-	-	0.00	0.00	0.00	-	0.01	-	-			1,925									
1,950	-	-	-	-	-	-	-	0.00	0.00	0.00	-	673.00	-	-			-	-	-	-	-	-	-	0.00	0.00	0.00	-	0.01	-	-			1,950									
1,975	-	-	-	-	-	-	-	0.00	0.00	0.00	-	648.00	-	-			-	-	-	-	-	-	-	0.00	0.00	0.00	-	0.01	-	-			1,975									
2,000	-	-	-	-	-	-	-	0.00	0.00	0.00	-	623.00	-	-			-	-	-	-	-	-	-	0.00	0.00	0.00	-	0.01	-	-			2,000									
2,050	-	-	-	-	-	-	-	0.00	0.00	0.00	-	573.00	-	-			-	-	-	-	-	-	-	0.00	0.00	0.00	-	0.04	-	-			2,050									
2,100	-	-	-	-	-	-	-	0.00	0.00	0.00	-	523.00	-	-			-	-	-	-	-	-	-	0.00	0.00	0.00	-	0.12	-	-			2,100									
2,150	-	-	-	-	-	-	-	0.00	0.00	0.00	-	473.00	-	-			-	-	-	-	-	-	-	0.00	0.00	0.00	-	0.32	-	-			2,150									
2,200	0.00	0.00	0.00	-	439.00	-	-	0.00	0.00	0.00	-	424.00	-	-			0.00	0.00	0.00	-	0.01	-	-	0.00	0.00	0.00	-	0.79	-	-			2,200									
2,250	0.00	0.00	0.00	-	389.00	-	-	0.00	0.00	0.00	-	375.00	-	-			0.00	0.00	0.00	-	0.05	-	-	0.00	0.00	0.00	-	1.80	-	-			2,250									
2,300	0.00	0.00	0.00	-	339.00	-	-	0.00	0.00	0.00	-	327.00	-	-			0.00	0.00	0.00	-	0.19	-	-	0.00	0.00	0.00	-	3.60	-	-			2,300									
2,350	0.00	0.00	0.00	-	290.00	-	-	0.00	0.00	0.00	-	281.00	-	-			0.00	0.00	0.00	-	0.66	-	-	0.00	0.00	0.00	-	7.00	-	-			2,350									
2,400	0.00	0.00	0.00	-	241.00	-	-	0.00	0.00	0.00	-	236.00	-	-			0.00	0.00	0.00	-	1.90	-	20	0.00	0.00	0.00	-	12.50	-	-			2,400									
2,450	0.00	0.00	0.00	-	194.00	-	40	0.00	0.00	0.00	-	195.00	-	-			0.00	0.00	0.00	-	4.90	-	-	0.00	0.00	0.00	-	20.75	-	-			2,450									
2,500	0.00	0.00	0.00	-	150.00	-	20	0.00	0.00	0.00	-	157.00	-	-			0.00	0.00	0.00	-	10.75	-	67	0.00	0.00	0.00	-	32.75	-	-			2,500									
2,550	0.00	0.00	0.00	-	110.00	-	60	0.00	0.00	0.00	-	123.00	-	-			0.00	0.00	0.00	-	21.25	-	22	0.00	0.00	0.00	-	48.75	-	-			2,550									
2,600	65.00	65.00	65.00	65.00	65.00	1	20	0.00	0.00	0.00	-	94.00	-	-			0.00	65.00	0.00	-	37.75	-	83	0.00	0.00	0.00	-	70.00	-	-			2,600									
2,650	40.00	40.00	40.00	40.00	40.00	1	22	0.00	0.00	0.00	-	70.00	-	-			0.00	40.00	0.00	-	61.50	-	103	0.00	0.00	0.00	-	95.50	-	-			2,650									
2,700	26.75	26.75	26.75	26.75	26.75	1	285	0.00	0.00	0.00	-	50.50	-	-			0.00	26.75	0.00	-	91.50	-	40	0.00	0.00	0.00	-	126.00	-	1			2,700									
2,750	13.00	14.00	12.00	12.00	12.00	8	23	0.00	0.00	0.00	-	35.50	-	-			0.00	14.00	0.00	-	128.00	-	1	0.00	0.00	0.00	-	161.00	-	1			2,750									
2,800	0.00	0.00	0.00	-	9.50	-	25	0.00	0.00	0.00	-	24.25	-	-			0.00	0.00	0.00	-	170.00	-	-	0.00	0.00	0.00	-	199.00	-	-			2,800									
2,850	0.00	0.00	0.00	-	4.70	-	-	0.00	0.00	0.00	-	16.00	-	-			0.00	0.00	0.00	-	215.00	-	-	0.00	0.00	0.00	-	241.00	-	-			2,850									
2,900	0.00	0.00	0.00	-	2.20	-	-	0.00	0.00	0.00	-	10.25	-	-			0.00	0.00	0.00	-	263.00	-	-	0.00	0.00	0.00	-	285.00	-	-			2,900									
2,950	0.00	0.00	0.00	-	0.95	-	-	0.00	0.00	0.00	-	6.50	-	-			0.00	0.00	0.00	-	311.00	-	-	0.00	0.00	0.00	-	331.00	-	-			2,950									
3,000	0.00	0.00	0.00	-	0.38	-	-	0.00	0.00	0.00	-	3.90	-	-			0.00	0.00	0.00	-	361.00	-	-	0.00	0.00	0.00	-	378.00	-	-			3,000									
Totals:						11	495							0	0	0	0							0	336							0	2	0	0							
Number of Trades:						9								0		0								0								0		0								

Hellenic Exchanges – Athens Stock Exchange S.A.

Market Analysis & Communication Unit

Section 7, 1/1

ALPHA SERVICES HOLD (CR)

(Contract Size: 100 Securities, Exercise Style: American, Physical Delivery)

Call Options																Put Options																				
May 2023								June 2023								Other Months		May 2023								June 2023								Other Months		
Exerise Price	Open price	Price max	Price min	Last price	Closing price	Volume	Open Interest	Open price	Price max	Price min	Last price	Closing price	Volume	Open Interest	Volume	Open Interest	Open price	Price max	Price min	Last price	Closing price	Volume	Open Interest	Open price	Price max	Price min	Last price	Closing price	Volume	Open Interest	Volume	Open Interest	Exerise Price			
0.500						-	-	0.000	0.000	0.000		0.641	-	-									-	-	0.000	0.000	0.000		0.001	-	-			0.005		
0.550						-	-	0.000	0.000	0.000		0.592	-	-									-	-	0.000	0.000	0.000		0.001	-	-			0.006		
0.600						-	-	0.000	0.000	0.000		0.542	-	-									-	-	0.000	0.000	0.000		0.001	-	-			0.006		
0.650						-	-	0.000	0.000	0.000		0.492	-	-									-	-	0.000	0.000	0.000		0.001	-	-			0.007		
0.700						-	-	0.000	0.000	0.000		0.442	-	-									-	-	0.000	0.000	0.000		0.001	-	-			0.007		
0.750						-	-	0.000	0.000	0.000		0.392	-	-									-	-	0.000	0.000	0.000		0.002	-	-			0.008		
0.800	0.000	0.000	0.000		0.341	-	-	0.000	0.000	0.000		0.343	-	-			0.000	0.000	0.000		0.001	-	-	0.000	0.000	0.000		0.001	-	-			0.008			
0.850	0.000	0.000	0.000		0.292	-	-	0.000	0.000	0.000		0.294	-	-			0.000	0.000	0.000		0.001	-	-	0.000	0.000	0.000		0.001	-	-			0.009			
0.900	0.000	0.000	0.000		0.243	-	-	0.000	0.000	0.000		0.246	-	-			0.000	0.000	0.000		0.002	-	-	0.000	0.000	0.000		0.004	-	-			0.009			
0.950	0.000	0.000	0.000		0.197	-	-	0.000	0.000	0.000		0.201	-	-			0.000	0.000	0.000		0.005	-	-	0.000	0.000	0.000		0.008	-	-			0.010			
1.000	0.000	0.000	0.000		0.154	-	7	0.000	0.000	0.000		0.159	-	-			0.000	0.000	0.000		0.012	-	-	0.000	0.000	0.000		0.017	-	-			0.010			
1.100	0.000	0.000	0.000		0.082	-	-	0.000	0.000	0.000		0.091	-	-			0.000	0.000	0.000		0.041	-	20	0.000	0.000	0.000		0.048	-	-			0.011			
1.200	0.000	0.000	0.000		0.038	-	2	0.000	0.000	0.000		0.046	-	-			0.000	0.000	0.000		0.096	-	-	0.000	0.000	0.000		0.103	-	-			0.012			
1.300	0.000	0.000	0.000		0.014	-	-	0.000	0.000	0.000		0.020	-	-			0.000	0.000	0.000		0.173	-	-	0.000	0.000	0.000		0.177	-	-			0.013			
1.400	0.000	0.000	0.000		0.005	-	-	0.000	0.000	0.000		0.008	-	-			0.000	0.000	0.000		0.263	-	-	0.000	0.000	0.000		0.265	-	-			0.014			
1.500	0.000	0.000	0.000		0.001	-	-	0.000	0.000	0.000		0.003	-	-			0.000	0.000	0.000		0.360	-	-	0.000	0.000	0.000		0.361	-	-			0.015			
1.600	0.000	0.000	0.000		0.002	-	-	0.000	0.000	0.000		0.001	-	-			0.000	0.000	0.000		0.460	-	-	0.000	0.000	0.000		0.460	-	-			0.016			
1.700	0.000	0.000	0.000		0.001	-	-	0.000	0.000	0.000		0.001	-	-			0.000	0.000	0.000		0.560	-	-	0.000	0.000	0.000		0.560	-	-			0.017			
1.800	0.000	0.000	0.000		0.001	-	-	0.000	0.000	0.000		0.002	-	-			0.000	0.000	0.000		0.660	-	-	0.000	0.000	0.000		0.660	-	-			0.018			
1.900	0.000	0.000	0.000		0.001	-	-	0.000	0.000	0.000		0.001	-	-			0.000	0.000	0.000		0.760	-	-	0.000	0.000	0.000		0.760	-	-			0.019			
2.000	0.000	0.000	0.000		0.001	-	-	0.000	0.000	0.000		0.002	-	-			0.000	0.000	0.000		0.860	-	-	0.000	0.000	0.000		0.860	-	-			0.020			
Totals:						0	9							0	0	0	0							0	20							0	0	0	0	
Number of Trades:						0						0						0.00						0						0						

NATIONAL BANK (CR)

(Contract Size: 100 Securities, Exercise Style: American, Physical Delivery)

Call Options																Put Options																				
May 2023								June 2023								Other Months		May 2023								June 2023								Other Months		
Exerise Price	Open price	Price max	Price min	Last price	Closing price	Volume	Open Interest	Open price	Price max	Price min	Last price	Closing price	Volume	Open Interest	Volume	Open Interest	Open price	Price max	Price min	Last price	Closing price	Volume	Open Interest	Open price	Price max	Price min	Last price	Closing price	Volume	Open Interest	Volume	Open Interest	Exerise Price			
1.900						-	-	0.000	0.000	0.000		2.71	-	-								-	-	0.000	0.000	0.000		0.001	-	-			0.019			
2.000						-	-	0.000	0.000	0.000		2.61	-	-								-	-	0.000	0.000	0.000		0.002	-	-			0.020			
2.200						-	-	0.000	0.000	0.000		2.41	-	-								-	-	0.000	0.000	0.000		0.001	-	-			0.022			
2.400						-	-	0.000	0.000	0.000		2.21	-	-								-	-	0.000	0.000	0.000		0.001	-	-			0.024			
2.600						-	-	0.000	0.000	0.000		2.01	-	-								-	-	0.000	0.000	0.000		0.001	-	-			0.026			
2.800						-	-	0.000	0.000	0.000		1.81	-	-								-	-	0.000	0.000	0.000		0.001	-	-			0.028			
3.000						-	-	0.000	0.000	0.000		1.61	-	-								-	-	0.000	0.000	0.000		0.001	-	-			0.030			
3.200	0.000	0.000	0.000		1.40	-	-	0.000	0.000	0.000		1.41	-	-			0.000	0.000	0.000		0.001	-	-	0.000	0.000	0.000		0.002	-	-			0.032			
3.400	0.000	0.000	0.000		1.20	-	-	0.000	0.000	0.000		1.22	-	-			0.000	0.000	0.000		0.001	-	-	0.000	0.000	0.000		0.005	-	-			0.034			
3.600	0.000	0.000	0.000		1.01	-	-	0.000	0.000	0.000		1.02	-	-			0.000	0.000	0.000		0.001	-	-	0.000	0.000	0.000		0.015	-	-			0.036			
3.800	0.000	0.000	0.000		0.810	-	-	0.000	0.000	0.000		0.844	-	-			0.000	0.000	0.000		0.005	-	-	0.000	0.000	0.000		0.033	-	-			0.038			
4.000	0.000	0.000	0.000		0.622	-	-	0.000	0.000	0.000		0.675	-	-			0.000	0.000	0.000		0.016	-	-	0.000	0.000	0.000		0.064	-	-			0.040			
4.400	0.000	0.000	0.000		0.304	-	-	0.000	0.000	0.000		0.395	-	-			0.000	0.000	0.000		0.099	-	2	0.000	0.000	0.000		0.183	-	-			0.044			
4.800	0.000	0.000	0.000		0.110	-	8	0.000	0.000	0.000		0.205	-	-			0.000	0.000	0.000		0.304	-	-	0.000	0.000	0.000		0.392	-	-			0.048			
5.200	0.000	0.000	0.000		0.028	-	-	0.000	0.000	0.000		0.095	-	-			0.000	0.000	0.000		0.623	-	-	0.000	0.000	0.000		0.683	-	-			0.052			
5.600	0.000	0.000	0.000		0.005	-	-	0.000	0.000	0.000		0.040	-	-			0.000	0.000	0.000		1.00	-	-	0.000	0.000	0.000		1.03	-	-			0.056			
6.000	0.000	0.000	0.000		0.001	-	-	0.000	0.000	0.000		0.014	-	-			0.000	0.000	0.000		1.40	-	-	0.000	0.000	0.000		1.41	-	-			0.060			
6.400	0.000	0.000	0.000		0.002	-	-	0.000	0.000	0.000		0.005	-	-			0.000	0.000	0.000		1.80	-	-	0.000	0.000	0.000		1.80	-	-			0.064			
6.800	0.000	0.000	0.000		0.001	-	-	0.000	0.000	0.000		0.002	-	-			0.000	0.000	0.000		2.20	-	-	0.000	0.000	0.000		2.20	-	-			0.068			
7.200	0.000	0.000	0.000		0.001	-	-	0.000	0.000	0.000		0.001	-	-			0.000	0.000	0.000		2.60	-	-	0.000	0.000	0.000		2.60	-	-			0.072			
7.600	0.000	0.000	0.000		0.001	-	-	0.000	0.000	0.000		0.001	-	-			0.000	0.000	0.000		3.00	-	-	0.000	0.000	0.000		3.00	-	-			0.076			
Totals:						0	8							0	0	0	0							0	2							0	270	0	0	
Number of Trades:						0								0		0							0.00								0		0			

OPAP (CR)

(Contract Size: 100 Securities, Exercise Style: American, Physical Delivery)

Call Options																Put Options																				
May 2023								June 2023								Other Months		May 2023								June 2023								Other Months		
Exercise Price	Open price	Price max	Price min	Last price	Closing price	Volume	Open Interest	Open price	Price max	Price min	Last price	Closing price	Volume	Open Interest	Volume	Open Interest	Open price	Price max	Price min	Last price	Closing price	Volume	Open Interest	Open price	Price max	Price min	Last price	Closing price	Volume	Open Interest	Volume	Open Interest	Exercise Price			
8.800						-	-	0.000	0.000	0.000		6.52	-	-								-	-	0.000	0.000	0.000		0.001	-	-			0.088			
9.200						-	-	0.000	0.000	0.000		6.12	-	-								-	-	0.000	0.000	0.000		0.001	-	-			0.092			
9.600	0.000	0.000	0.000		5.70	-	-	0.000	0.000	0.000		5.72	-	-			0.000	0.000	0.000		0.001	-	-	0.000	0.000	0.000		0.001	-	-			0.096			
10.000	0.000	0.000	0.000		5.30	-	-	0.000	0.000	0.000		5.32	-	-			0.000	0.000	0.000		0.001	-	-	0.000	0.000	0.000		0.001	-	-			0.100			
11.000	0.000	0.000	0.000		4.30	-	-	0.000	0.000	0.000		4.32	-	-			0.000	0.000	0.000		0.001	-	-	0.000	0.000	0.000		0.001	-	-			0.110			
12.000	0.000	0.000	0.000		3.31	-	-	0.000	0.000	0.000		3.33	-	-			0.000	0.000	0.000		0.001	-	-	0.000	0.000	0.000		0.007	-	-			0.120			
13.000	0.000	0.000	0.000		2.31	-	-	0.000	0.000	0.000		2.37	-	-			0.000	0.000	0.000		0.002	-	-	0.000	0.000	0.000		0.046	-	-			0.130			
14.000	0.000	0.000	0.000		1.34	-	-	0.000	0.000	0.000		1.52	-	-			0.000	0.000	0.000		0.036	-	20	0.000	0.000	0.000		0.188	-	-			0.140			
15.000	0.000	0.000	0.000		0.564	-	-	0.000	0.000	0.000		0.852	-	-			0.000	0.000	0.000		0.255	-	32	0.000	0.000	0.000		0.520	-	-			0.150			
16.000	0.000	0.000	0.000		0.151	-	11	0.000	0.000	0.000		0.412	-	-			0.000	0.000	0.000		0.843	-	-	0.000	0.000	0.000		1.08	-	-			0.160			
17.000	0.000	0.000	0.000		0.023	-	-	0.000	0.000	0.000		0.171	-	-			0.000	0.000	0.000		1.72	-	-	0.000	0.000	0.000		1.84	-	-			0.170			
18.000	0.000	0.000	0.000		0.002	-	-	0.000	0.000	0.000		0.060	-	-			0.000	0.000	0.000		2.71	-	-	0.000	0.000	0.000		2.74	-	-			0.180			
19.000	0.000	0.000	0.000		0.001	-	-	0.000	0.000	0.000		0.018	-	-			0.000	0.000	0.000		3.71	-	-	0.000	0.000	0.000		3.71	-	-			0.190			
20.000	0.000	0.000	0.000		0.001	-	-	0.000	0.000	0.000		0.005	-	-			0.000	0.000	0.000		4.71	-	-	0.000	0.000	0.000		4.71	-	-			0.200			
Totals:						0	11							0	0	0	0							0	52							0	0	0	0	
Number of Trades:						0							0	0							0.00							0							0	

OTE (CR)

(Contract Size: 100 Securities, Exercise Style: American, Physical Delivery)

Call Options															Put Options																		
May 2023							June 2023							Other Months		May 2023							June 2023							Other Months			
Exercise Price	Open price	Price max	Price min	Last price	Closing price	Volume	Open Interest	Open price	Price max	Price min	Last price	Closing price	Volume	Open Interest	Volume	Open Interest	Open price	Price max	Price min	Last price	Closing price	Volume	Open Interest	Open price	Price max	Price min	Last price	Closing price	Volume	Open Interest	Volume	Open Interest	Exercise Price
9.200	0.000	0.000	0.000		4.21	-	-	0.000	0.000	0.000		4.23	-	-			0.000	0.000	0.000		0.001	-	-	0.000	0.000	0.000		0.001	-	-			0.092
9.600	0.000	0.000	0.000		3.81	-	-	0.000	0.000	0.000		3.83	-	-			0.000	0.000	0.000		0.001	-	-	0.000	0.000	0.000		0.001	-	-			0.096
10.000	0.000	0.000	0.000		3.41	-	-	0.000	0.000	0.000		3.43	-	-			0.000	0.000	0.000		0.001	-	-	0.000	0.000	0.000		0.001	-	-			0.100
11.000	0.000	0.000	0.000		2.41	-	-	0.000	0.000	0.000		2.44	-	-			0.000	0.000	0.000		0.003	-	-	0.000	0.000	0.000		0.009	-	-			0.110
12.000	0.000	0.000	0.000		1.43	-	-	0.000	0.000	0.000		1.51	-	-			0.000	0.000	0.000		0.015	-	-	0.000	0.000	0.000		0.075	-	-			0.120
13.000	0.000	0.000	0.000		0.597	-	-	0.000	0.000	0.000		0.762	-	-			0.000	0.000	0.000		0.180	-	-	0.000	0.000	0.000		0.326	-	-			0.130
14.000	0.000	0.000	0.000		0.143	-	-	0.000	0.000	0.000		0.303	-	-			0.000	0.000	0.000		0.728	-	-	0.000	0.000	0.000		0.868	-	-			0.140
15.000	0.000	0.000	0.000		0.017	-	-	0.000	0.000	0.000		0.090	-	-			0.000	0.000	0.000		1.61	-	-	0.000	0.000	0.000		1.66	-	-			0.150
16.000	0.000	0.000	0.000		0.001	-	-	0.000	0.000	0.000		0.021	-	-			0.000	0.000	0.000		2.60	-	-	0.000	0.000	0.000		2.60	-	-			0.160
17.000	0.000	0.000	0.000		0.001	-	-	0.000	0.000	0.000		0.004	-	-			0.000	0.000	0.000		3.60	-	-	0.000	0.000	0.000		3.60	-	-			0.170
18.000	0.000	0.000	0.000		0.001	-	-	0.000	0.000	0.000		0.001	-	-			0.000	0.000	0.000		4.60	-	-	0.000	0.000	0.000		4.60	-	-			0.180
19.000	0.000	0.000	0.000		0.001	-	-	0.000	0.000	0.000		0.001	-	-			0.000	0.000	0.000		5.60	-	-	0.000	0.000	0.000		5.60	-	-			0.190
20.000	0.000	0.000	0.000		0.001	-	-	0.000	0.000	0.000		0.001	-	-			0.000	0.000	0.000		6.60	-	-	0.000	0.000	0.000		6.60	-	-			0.200
22.000						-	-	0.000	0.000	0.000		0.001	-	-								-	-	0.000	0.000	0.000		8.60	-	-			0.220
24.000						-	-	0.000	0.000	0.000		0.001	-	-								-	-	0.000	0.000	0.000		10.60	-	-			0.240
Totals:						0	0						0	0	0	0						0	0					0	0	0	0		
Number of Trades:						0							0		0							0.00						0		0			

PIRAEUS FINANCIAL HOLD (CR)

(Contract Size: 100 Securities, Exercise Style: American, Physical Delivery)

Call Options																Put Options																				
May 2023								June 2023								Other Months		May 2023								June 2023								Other Months		
Exerise Price	Open price	Price max	Price min	Last price	Closing price	Volume	Open Interest	Open price	Price max	Price min	Last price	Closing price	Volume	Open Interest	Volume	Open Interest	Open price	Price max	Price min	Last price	Closing price	Volume	Open Interest	Open price	Price max	Price min	Last price	Closing price	Volume	Open Interest	Volume	Open Interest	Exerise Price			
0.500						-	-	0.000	0.000	0.000		1.63	-	-								-	-	0.000	0.000	0.000		0.001	-	-			0.005			
0.550						-	-	0.000	0.000	0.000		1.58	-	-								-	-	0.000	0.000	0.000		0.001	-	-			0.006			
0.600						-	-	0.000	0.000	0.000		1.53	-	-								-	-	0.000	0.000	0.000		0.001	-	-			0.006			
0.650						-	-	0.000	0.000	0.000		1.48	-	-								-	-	0.000	0.000	0.000		0.001	-	-			0.007			
0.700						-	-	0.000	0.000	0.000		1.43	-	-								-	-	0.000	0.000	0.000		0.001	-	-			0.007			
0.750						-	-	0.000	0.000	0.000		1.38	-	-								-	-	0.000	0.000	0.000		0.001	-	-			0.008			
0.800						-	-	0.000	0.000	0.000		1.33	-	-								-	-	0.000	0.000	0.000		0.001	-	-			0.008			
0.850						-	-	0.000	0.000	0.000		1.28	-	-								-	-	0.000	0.000	0.000		0.001	-	-			0.009			
0.900						-	-	0.000	0.000	0.000		1.23	-	-								-	-	0.000	0.000	0.000		0.001	-	-			0.009			
0.950						-	-	0.000	0.000	0.000		1.18	-	-								-	-	0.000	0.000	0.000		0.001	-	-			0.010			
1.000						-	-	0.000	0.000	0.000		1.13	-	-								-	-	0.000	0.000	0.000		0.001	-	-			0.010			
1.100						-	-	0.000	0.000	0.000		1.03	-	-								-	-	0.000	0.000	0.000		0.001	-	-			0.011			
1.200						-	-	0.000	0.000	0.000		0.933	-	-								-	-	0.000	0.000	0.000		0.001	-	-			0.012			
1.300	0.000	0.000	0.000		0.832	-	-	0.000	0.000	0.000		0.834	-	-			0.000	0.000	0.000		0.001	-	-	0.000	0.000	0.000		0.001	-	-			0.013			
1.400	0.000	0.000	0.000		0.732	-	-	0.000	0.000	0.000		0.735	-	-			0.000	0.000	0.000		0.001	-	-	0.000	0.000	0.000		0.001	-	-			0.014			
1.500	0.000	0.000	0.000		0.632	-	-	0.000	0.000	0.000		0.637	-	-			0.000	0.000	0.000		0.001	-	-	0.000	0.000	0.000		0.002	-	-			0.015			
1.600	0.000	0.000	0.000		0.532	-	-	0.000	0.000	0.000		0.542	-	-			0.000	0.000	0.000		0.001	-	-	0.000	0.000	0.000		0.007	-	-			0.016			
1.700	0.000	0.000	0.000		0.434	-	-	0.000	0.000	0.000		0.451	-	-			0.000	0.000	0.000		0.002	-	-	0.000	0.000	0.000		0.016	-	-			0.017			
1.800	0.000	0.000	0.000		0.339	-	-	0.000	0.000	0.000		0.366	-	-			0.000	0.000	0.000		0.006	-	-	0.000	0.000	0.000		0.031	-	-			0.018			
1.900	0.000	0.000	0.000		0.250	-	-	0.000	0.000	0.000		0.290	-	-			0.000	0.000	0.000		0.018	-	-	0.000	0.000	0.000		0.054	-	-			0.019			
2.000	0.000	0.000	0.000		0.173	-	-	0.000	0.000	0.000		0.223	-	-			0.000	0.000	0.000		0.040	-	-	0.000	0.000	0.000		0.088	-	-			0.020			
2.200	0.000	0.000	0.000		0.066	-	3	0.000	0.000	0.000		0.123	-	-			0.000	0.000	0.000		0.133	-	-	0.000	0.000	0.000		0.187	-	-			0.022			
2.400	0.000	0.000	0.000		0.019	-	-	0.000	0.000	0.000		0.061	-	-			0.000	0.000	0.000		0.286	-	-	0.000	0.000	0.000		0.326	-	-			0.024			
2.600	0.000	0.000	0.000		0.004	-	-	0.000	0.000	0.000		0.027	-	-			0.000	0.000	0.000		0.472	-	-	0.000	0.000	0.000		0.492	-	-			0.026			
2.800	0.000	0.000	0.000		0.001	-	-	0.000	0.000	0.000		0.012	-	-			0.000	0.000	0.000		0.670	-	-	0.000	0.000	0.000		0.677	-	-			0.028			
3.000	0.000	0.000	0.000		0.001	-	-	0.000	0.000	0.000		0.004	-	-			0.000	0.000	0.000		0.870	-	-	0.000	0.000	0.000		0.871	-	-			0.030			
3.200	0.000	0.000	0.000		0.001	-	-	0.000	0.000	0.000		0.002	-	-			0.000	0.000	0.000		1.07	-	-	0.000	0.000	0.000		1.07	-	-			0.032			
3.400	0.000	0.000	0.000		0.002	-	-	0.000	0.000	0.000		0.001	-	-			0.000	0.000	0.000		1.27	-	-	0.000	0.000	0.000		1.27	-	-			0.034			
Totals:						0	3							0	0	0	0							0	0							0	2	0	0	
Number of Trades:						0							0	0	0							0.00							0			0				

PPC (CR)

(Contract Size: 100 Securities, Exercise Style: American, Physical Delivery)

Call Options																Put Options																				
May 2023								June 2023								Other Months		May 2023								June 2023								Other Months		
Exerise Price	Open price	Price max	Price min	Last price	Closing price	Volume	Open Interest	Open price	Price max	Price min	Last price	Closing price	Volume	Open Interest	Volume	Open Interest	Open price	Price max	Price min	Last price	Closing price	Volume	Open Interest	Open price	Price max	Price min	Last price	Closing price	Volume	Open Interest	Volume	Open Interest	Exerise Price			
3.400						-	-	0.000	0.000	0.000		4.62	-	-								-	-	0.000	0.000	0.000		0.001	-	-			0.034			
3.600						-	-	0.000	0.000	0.000		4.42	-	-								-	-	0.000	0.000	0.000		0.001	-	-			0.036			
3.800						-	-	0.000	0.000	0.000		4.22	-	-								-	-	0.000	0.000	0.000		0.001	-	-			0.038			
4.000						-	-	0.000	0.000	0.000		4.02	-	-								-	-	0.000	0.000	0.000		0.001	-	-			0.040			
4.400						-	-	0.000	0.000	0.000		3.62	-	-								-	-	0.000	0.000	0.000		0.001	-	-			0.044			
4.800						-	-	0.000	0.000	0.000		3.22	-	-								-	-	0.000	0.000	0.000		0.001	-	-			0.048			
5.200						-	-	0.000	0.000	0.000		2.83	-	-								-	-	0.000	0.000	0.000		0.001	-	-			0.052			
5.600	0.000	0.000	0.000		2.42	-	-	0.000	0.000	0.000		2.43	-	-			0.000	0.000	0.000		0.001	-	-	0.000	0.000	0.000		0.002	-	-			0.056			
6.000	0.000	0.000	0.000		2.02	-	-	0.000	0.000	0.000		2.04	-	-			0.000	0.000	0.000		0.001	-	-	0.000	0.000	0.000		0.009	-	-			0.060			
6.400	0.000	0.000	0.000		1.62	-	-	0.000	0.000	0.000		1.66	-	-			0.000	0.000	0.000		0.002	-	-	0.000	0.000	0.000		0.028	-	-			0.064			
6.800	0.000	0.000	0.000		1.23	-	-	0.000	0.000	0.000		1.30	-	-			0.000	0.000	0.000		0.014	-	1	0.000	0.000	0.000		0.069	-	-			0.068			
7.200	0.000	0.000	0.000		0.871	-	-	0.000	0.000	0.000		0.980	-	-			0.000	0.000	0.000		0.052	-	4	0.000	0.000	0.000		0.149	-	-			0.072			
7.600	0.000	0.000	0.000		0.561	-	55	0.000	0.000	0.000		0.706	-	-			0.000	0.000	0.000		0.141	-	-	0.000	0.000	0.000		0.275	-	-			0.076			
8.000	0.000	0.000	0.000		0.324	-	10	0.000	0.000	0.000		0.484	-	-			0.000	0.000	0.000		0.304	-	5	0.000	0.000	0.000		0.452	-	-			0.080			
8.400	0.000	0.000	0.000		0.169	-	11	0.000	0.000	0.000		0.319	-	-			0.000	0.000	0.000		0.549	-	-	0.000	0.000	0.000		0.688	-	-			0.084			
8.800	0.000	0.000	0.000		0.078	-	5	0.000	0.000	0.000		0.202	-	-			0.000	0.000	0.000		0.859	-	-	0.000	0.000	0.000		0.971	-	-			0.088			
9.200	0.000	0.000	0.000		0.031	-	-	0.000	0.000	0.000		0.122	-	-			0.000	0.000	0.000		1.21	-	-	0.000	0.000	0.000		1.29	-	-			0.092			
9.600	0.000	0.000	0.000		0.012	-	-	0.000	0.000	0.000		0.071	-	-			0.000	0.000	0.000		1.60	-	-	0.000	0.000	0.000		1.64	-	-			0.096			
10.000	0.000	0.000	0.000		0.004	-	-	0.000	0.000	0.000		0.039	-	-			0.000	0.000	0.000		1.99	-	-	0.000	0.000	0.000		2.01	-	-			0.100			
11.000	0.000	0.000	0.000		0.001	-	-	0.000	0.000	0.000		0.008	-	-			0.000	0.000	0.000		2.99	-	-	0.000	0.000	0.000		2.99	-	-			0.110			
Totals:						0	81							0	0	0	0	0						10							0	0	0	0		
Number of Trades:						0							0	0	0	0.00												0	0							

Lending Products	Underlying Title	Multilateral Transactions[1]					Bilateral Transactions[2]		Stock Borrowing through OTC (volume)[3]
		Open Interest[5]	Volume(Offered)	Average Weighted	Transactions volume	Average Weighted	Transactions Volume	Average Weighted	Transactions Volume
ADMIEBOR	ADMIE (IPTO) HOLDING S.A. (CR)	---	---	---	---	---	---	---	445,953
AEGNBOR	AEGEAN AIRLINES (CR)	3,000	---	---	---	---	---	---	26,179
ALPHABOR	ALPHA SERVICES HOLD (CR)	---	---	---	---	---	---	---	58,905,887
ALMYBOR	ALUMIL (CR)	---	---	---	---	---	---	---	---
OTOELBOR	AUTOHELLAS SA (CR)	11,360	---	---	---	---	---	---	49,460
AVAXBOR	AVAX S.A. (CR)	---	---	---	---	---	---	---	---
EEEBOR	CC HBC AG (CR)	8,986	---	---	---	---	---	---	41,108
CENERBOR	CENERGY HOLDINGS (CB)	---	---	---	---	---	---	---	---
ELLAKTORBOR	ELLAKTOR (CR)	9,960	---	---	---	---	---	---	18,876
ELHABOR	ELVALHALCOR (CR)	29,547	---	---	200	5.95%	---	---	64,887
EUROBBOR	EUROBANK HOLDINGS (CR)	157,211	---	---	---	---	---	---	34,076,283
EYDAPBOR	EYDAP S.A. (CR)	17,701	---	---	---	---	---	---	192,611
FFGRPBOR	FOLLI FOLLIE (CR)	---	---	---	---	---	---	---	887,059
FOYRKBOR	FOURLIS (CR)	---	---	---	---	---	---	---	33,536
GEKTERNABOR	GEK TERNA (CR)	---	---	---	---	---	---	---	11,591
SARBOR	GR. SARANTIS S.A. (CR)	564	---	---	---	---	---	---	48,857
EXAEBOR	HELLENIC EXCHANGES-A.S.E. (CR)	1,000	---	---	---	---	---	---	162,837
ELPEBOR	HELLENIQ ENERGY (CR)	1	---	---	---	---	---	---	367,317
INTRKBOR	INTRACOM HOLDINGS (CR)	---	---	---	---	---	---	---	---
INKATBOR	INTRAKAT (CR)	---	---	---	---	---	---	---	---
BELABOR	JUMBO SA (CR)	44,202	---	---	---	---	---	---	326,961
LAMDABOR	LAMDA DEVELOPMENT SA (CR)	---	---	---	---	---	---	---	503,110
MIGBOR	MIG (CR)	47,631	---	---	---	---	---	---	1,205,478
MOHBOR	MOTOR OIL (CR)	41,281	---	---	---	---	---	---	1,665,059
MYTILBOR	MYTILINEOS (CR)	6,534	---	---	---	---	---	---	118,488
ETEBOR	NATIONAL BANK (CR)	1,500	---	---	---	---	---	---	9,957,769
OPAPBOR	OPAP (CR)	2,000	---	---	---	---	---	---	1,462,408
HTOBOR	OTE (CR)	---	---	---	---	---	---	---	1,086,157
PPABOR	P.P.A. S.A. (CR)	3,250	---	---	---	---	---	---	65,287
TPEIRBOR	PIRAEUS FINANCIAL HOLD (CR)	5,000	---	---	---	---	---	---	6,186,575
PPCBOR	PPC (CR)	6,000	---	---	---	---	---	---	1,906,942

Stock Lending Notes

[1] - Multilateral contracts Lending or Borrowing as per Methods 8-1, 8-2 and 8-3-3 (According to ATHEX BoD Resolution No.17)

[2] - Bilateral Contracts Lending or Borrowing as per Methods 8-3-1 and 8-3-2 (According to ATHEX BoD Resolution No.20)

[3] - The information concerning OTC Stock Borrowing Transactions is based on the statements of the Dematerialised Securities System (DSS) operators involved and refers to volumes that have been registered up until the previous working day.

[4] - Average Price (Volume weighted)

[5] - The Data concerning Open Interest before the start of trading session

Lending Products	Underlying Title	Multilateral Transactions[1]					Bilateral Transactions[2]		Stock Borrowing through OTC (volume)[3]
		Open Interest[5]	Volume(Offered)	Average Weighted	Transactions volume	Average Weighted	Transactions Volume	Average Weighted	Transactions Volume
QUALBOR	QUALITY & RELIABILITY SA (CR)	---	---	---	---	---	---	---	---
QUESTBOR	QUEST HOLDINGS (CR)	10,843	---	---	---	---	---	---	73,355
TENERGYBOR	TERNA ENERGY (CR)	---	---	---	---	---	---	---	135,555
TITCBOR	TITAN CEMENT (CB)	2,101	---	---	---	---	---	---	372,756
VIOBOR	VIOHALCO SA/NV (CB)	20,577	---	---	---	---	---	---	---

Stock Lending Notes

- [1] - Multilateral contracts Lending or Borrowing as per Methods 8-1, 8-2 and 8-3-3 (According to ATHEX BoD Resolution No.17)
- [2] - Bilateral Contracts Lending or Borrowing as per Methods 8-3-1 and 8-3-2 (According to ATHEX BoD Resolution No.20)
- [3] - The information concerning OTC Stock Borrowing Transactions is based on the statements of the Dematerialised Securities System (DSS) operators involved and refers to volumes that have been registered up until the previous working day.
- [4] - Average Price (Volume weighted)
- [5] - The Data concerning Open Interest before the start of trading session

Sectors codification for listed companies

12003-	ETF	10101010	Computer Services
10101015	Software	10102030	Computer Hardware
15101010	Telecommunications Equipment	15102015	Telecommunications Services
20101010	Health Care Facilities	20101025	Health Care Services
20102010	Medical Equipment	20103015	Pharmaceuticals
30101010	Banks	30202000	Diversified Financial Services
30202010	Asset Managers & Custodians	30202015	Investment Services
30204000	Closed End Investments	30302010	Full Line Insurance
30302015	Insurance Brokers	30302025	Property and Casualty Insurance
35101010	Real Estate Holding and Development	35101015	Real Estate Services
35102000	Diversified REITs	35102030	Office REITs
40201040	Rental & Leasing Services: Consumer	40202010	Home Construction
40202015	Household Furnishings	40202020	Household Appliance
40203040	Electronic Entertainment	40203045	Toys
40204020	Clothing & Accessories	40301010	Entertainment
40301030	Publishing	40301035	Radio & TV Broadcasters
40401010	Diversified Retailers	40401020	Apparel Retailers
40401025	Home Improvement Retailers	40401030	Specialty Retailers
40501010	Airlines	40501015	Travel & Tourism
40501020	Casinos & Gambling	40501025	Hotels & Motels
45101015	Distillers & Vintners	45101020	Soft Drinks
45102010	Farming Fishing Ranching & Plantations	45102020	Food Products
45103010	Tobacco	45201010	Food Retailers & Wholesalers
45201020	Personal Products	50101010	Construction
50101020	Building Roof/Wallboard and Plumbing	50101030	Cement
50101035	Building Materials: Other	50202010	Electrical Components
50203000	Diversified Industrials	50203015	Plastics
50203030	Containers & Packaging	50204000	Machinery: Industrial
50204020	Machinery: Construction & Handling	50205010	Industrial Suppliers
50205020	Back Office Support HR & Consulting	50205030	Forms & Bulk Printing Services
50206015	Commercial Vehicles & Parts	50206030	Marine Transportation
50206060	Transportation Services	55101000	Diversified Materials
55101020	Textile Products	55102000	General Mining
55102010	Iron & Steel	55102015	Metal Fabricating
55102035	Aluminum	60101020	Oil Refining and Marketing
65101010	Alternative Electricity	65101015	Conventional Electricity
65102030	Water		



ATHEX
Athens Stock Exchange

Λεωφ. Αθηνών 110 104 42 Αθήνα
110, Athinon Ave. GR 104 42 Athens
tel. (+30)210-33.66.800, fax (+30)210-33.66.101
www.athexgroup.gr