


23

Ημερήσιο Δελτίο
Συναλλακτικής Δραστηριότητας

Daily Official List
of Trading Activity

Tuesday, 2 May, 2023

Year: 144 Trading Day No: 80



ATHEXGROUP
Athens Exchange Group

Disclaimer:

Hellenic Exchanges-Athens Stock Exchange S.A. endeavours to ensure that the data and other material ("Information") presented on the Daily Official List are accurate and complete, but it is not liable for any errors or omissions of data or /and for the accuracy, credibility, updating and completeness of the aforesaid information nor it has any liability arising directly or indirectly from the use of the above Information.

The Company is not liable for the accuracy of the data included in listed companies' announcements. Only the sender of such an announcement is fully and solely liable for any infringement of third party's rights from the content of such announcement. All contents of the Daily Official List are provided only for information purposes and do not constitute investment advice or solicitation to invest in securities or other products listed for trading on the Exchange.

You acknowledge and agree that the Company is the owner of any property rights related to any Information appearing on the Daily Official List including intellectual property rights copyright, trademarks, etc.

The above data are a property of the Hellenic Exchanges-Athens Exchange and are copyright protected. Users are forbidden to reproduce, modify, copy, sale, transmit or redistribute, by all reproduction means and methods, part or the whole of the above data, without reference to their source.

The commercial exploitation of these data is, also, forbidden by third parties. Hellenic Exchanges-Athens Exchange does not carry any responsibility, direct or indirect, derived from usage or accidental alteration of the above data when used by third parties.

Hellenic Exchanges – Athens Stock Exchange S.A.

110 Athinon Ave., 10442 Athens, Tel: (210) 33.66.800, Fax: (210) 32.13.938

www.athexgroup.gr

Thessalonica Stock Exchange Center (T.S.E.C)

16-18 Katouni Str., Thessalonica 546 25 Tel: (2310) 567.667, Fax: (2310) 530.545

Athex Members Guarantee Fund

14-16 Fidiou Str., Athens 106 78, Tel: (210) 33.04.682, Fax: (210) 33.04.155

Hellenic Republic Capital Market Commission

1 Kolokotroni Str. & 1 Stadiou Str., Athens 10562 Tel: (210) 33.77.100 Fax: (210) 33.77.173

Table of Contents

Section 1: Statistical Figures of Securities, Derivatives and Lending

Summary of Markets

Athex Indices

Analytic Figures for Athex Market's Boards and Categories

Trading Details by Athex Sectors and Financial Instruments (ETFs)

Top 10 best & worst performing Shares

Derivatives Summary

Section 2: Analytic Figures of Shares Transactions

Analytic Figures of Shares Transactions

Shares' Notes

Section 3: Figures of Securities Transactions

Securities Blocks Details

Shares Rights Details

Stock Borrowing

Forced Sales Details

Forced Sales Registered Shares

Exchange Traded Funds (ETFs) Characteristics

Section 5: Bonds traded in Fixed Income Assets Market

Convertible Corporate Bonds - Regulated Market

Non Convertible Corporate Bonds - Regulated Market

Government Bonds

Treasury Bills & Zero Coupon Government Bonds

Government Bonds Traded with the Open Outcry Method

State Banks Bonds

Section 6: Additional Infos

Athex & ATHEXClear Members List

List of Stocks under Market Making operations

Section 7: Derivatives Market Analytic Figures

Index Futures

Stock Futures

Index Options

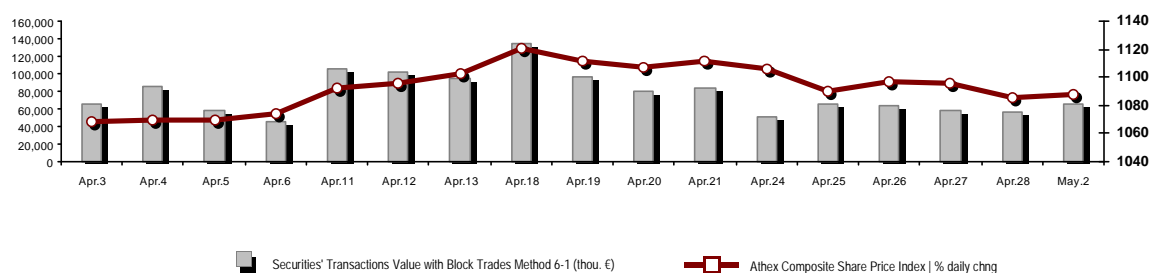
Stock Options

Stock Lending Analytic Figures

Appendix A: Sectors codification for listed companies

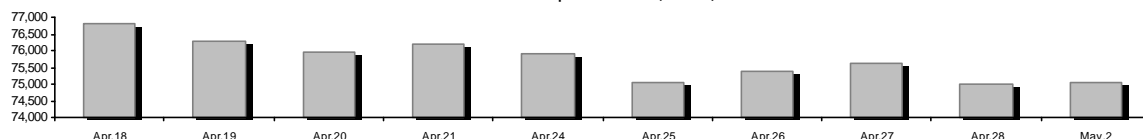
Summary of Markets

Athex Composite Share Price Index vs Shares and Derivatives Transactions Value

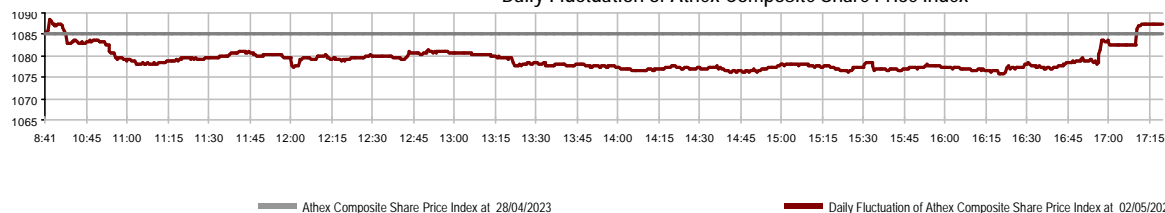


Athex Capitalisation (mill. €) **: 75,049.03		Derivatives Total Open Interest: 387,978	
Daily change: mill. € %	36.19 0.05%	in Index Futures % daily chng	6,438 -0.89%
Yearly Avg Capitalisation: mill. € % chng prev year Avg	72,502.03 14.97%	in Stock Futures % daily chng	380,147 -1.00%
Athex Composite Share Price Index % daily chng	1,087.49 0.22%	in Index Options % daily chng	877 5.03%
Athex Composite Share Price Index Capitalisation (mill. €)	67,684.65	in Stock Options % daily chng	516 9.09%
Daily change (mill. €)	60.66		
Securities' Transactions Value with Block Trades Method 6-1 (t): 65,783.02		Derivatives Contracts Volume: 12,590	
Daily change: %	8,898.63 15.64%	Daily change: pieces %	-12,860 -50.53%
YtD Avg Trans. Value: thou. € % chng prev year Avg	103,777.36 43.64%	YtD Avg Derivatives Contracts % chng prev year Avg	47,509 38.30%
Blocks Transactions Value of Method 6-1 (thou. €)	10,650.58	Derivatives Trades Number: 1,083	
Blocks Transactions Value of Method 6-2 & 6-3 (thou. €)	0.00	Daily change: number %	-485 -30.93%
Bonds Transactions Value (thou.€)	349.06	YtD Avg Trades number % chng prev year Avg	2,449 19.21%
Securities' Transactions Volume with Block Trades Method 6-1 (tho): 20,070.35		Lending Total Open Interest: 433,641	
Daily change: thou. pieces %	1,951.30 10.77%	Daily change: pieces %	2,500 0.58%
YtD Avg Volume: % chng prev year Avg	42,474.17 49.82%	Lending Volume (Multilateral/Bilateral): 3,000	
Blocks Transactions Volume of Method 6-1 (thou. Pieces)	2,778.68	Daily change: pieces %	-8,900
Blocks Transactions Volume of Method 6-2 & 6-3 (thou. Pieces)	0.00	Multilateral Lending: 3,000	
Bonds Transactions Volume	375,000	Bilateral Lending: 0	
Securities' Trades Number with Block Trades Method 6-1: 26,181		Lending Trades Number: 1	
Daily change: number %	2,933 12.62%	Daily change: %	-2
YtD Avg Trades number % chng prev year Avg	36,423 23.82%	Multilateral Lending Trades Number: 1	
Number of Blocks Method 6-1	11	Bilateral Lending Trades Number: 0	
Number of Blocks Method 6-2 & 6-3	0		
Number of Bonds Transactions	104		

Athex Capitalisation (mill. €) **



Daily Fluctuation of Athex Composite Share Price Index



Athex Indices

Index name	02/05/2023	28/04/2023	pts.	%	Min	Max	Year min	Year max	Year change
Athex Composite Share Price Index	1,087.49 #	1,085.11	2.38	0.22%	1,075.66	1,088.46	929.79	1,140.96	16.96% #
Athex ESG Index	1,231.91 #	1,230.33	1.58	0.13%	1,219.04	1,234.15	1,057.52	1,311.72	16.47% #
FTSE/Athex Large Cap	2,628.82 #	2,624.08	4.74	0.18%	2,600.40	2,633.75	2,250.77	2,795.71	16.76% #
FTSE/Athex Mid Cap Index	1,619.61 €	1,619.73	-0.12	-0.01%	1,599.28	1,620.00	1,411.43	1,660.73	14.75% #
FTSE/ATHEX High Dividend Yield Index	3,393.24 #	3,363.80	29.44	0.88%	3,339.91	3,393.24	3,028.28	3,547.10	12.05% #
FTSE/ATHEX Global Traders Index Plus	3,116.92 €	3,128.70	-11.78	-0.38%	3,093.80	3,138.92	2,616.09	3,217.08	19.14% #
FTSE/ATHEX Mid & Small Cap Factor-Weighted Ind	4,882.51 €	4,924.81	-42.30	-0.86%	4,866.23	4,927.24	4,353.12	4,965.04	11.08% #
ATHEX Select Index Plus	3,624.17 #	3,599.28	24.89	0.69%	3,551.21	3,624.17	3,071.06	3,706.63	18.01% #
ATHEX Select Index	5,207.64 €	5,334.97	-127.33	-2.39%	5,200.76	5,334.97	4,343.88	6,091.85	19.88% #
FTSE/Athex Market Index	630.36 #	629.43	0.93	0.15%	624.02	631.81	539.21	662.70	16.87% #
Athex Composite Index Total Return Index	1,929.42 #	1,925.02	4.40	0.23%	1,908.42	1,931.15	1,641.17	2,015.89	17.56% #
FTSE/Athex Large Cap Total Return	4,226.40 #	4,218.78	7.62	0.18%			3,623.42	4,431.63	17.37% #
FTSE/Athex Mid Cap Total Return	2,135.40 €	2,135.56	-0.16	-0.01%			1,881.61	2,180.39	14.95% #
Hellenic Mid & Small Cap Index	1,570.43 #	1,569.17	1.26	0.08%	1,546.71	1,570.43	1,365.14	1,599.85	15.04% #
FTSE/Athex Banks	792.50 €	794.86	-2.36	-0.30%	779.51	797.58	640.09	954.15	23.72% #
FTSE/Athex Insurance	2,682.83 #	2,675.19	7.64	0.29%	2,675.19	2,820.41	2,652.26	3,042.07	-8.59% €
FTSE/Athex Financial Services	1,008.36 #	999.73	8.63	0.86%	948.58	1,010.99	672.72	1,375.02	47.12% #
FTSE/Athex Industrial Goods & Services	5,927.57 €	6,001.05	-73.48	-1.22%	5,848.92	6,001.05	4,603.86	6,374.93	27.79% #
FTSE/Athex Retail	1,129.59 €	1,145.50	-15.91	-1.39%	1,129.59	1,146.34	901.21	1,154.60	25.34% #
FTSE/ATHEX Real Estate	3,895.63 #	3,829.76	65.87	1.72%	3,803.62	3,900.15	3,783.96	4,461.05	-4.36% €
FTSE/Athex Consumer Goods & Services	11,923.00 #	11,873.45	49.55	0.42%	11,777.46	12,063.74	8,974.47	12,337.62	30.20% #
FTSE/Athex Food & Beverage	10,287.36 #	10,250.02	37.34	0.36%	10,250.02	10,390.72	8,101.49	10,390.72	21.51% #
FTSE/Athex Basic Resources	7,386.82 €	7,604.50	-217.68	-2.86%	7,358.32	7,604.50	6,463.31	7,812.43	13.83% #
FTSE/Athex Construction & Materials	3,774.55 #	3,760.56	13.99	0.37%	3,714.59	3,774.55	3,204.90	3,846.65	17.77% #
FTSE/Athex Energy	4,936.90 #	4,925.00	11.90	0.24%	4,880.84	4,958.71	4,780.16	5,856.79	-1.85% €
FTSE/Athex Travel & Leisure	2,674.54 #	2,639.54	35.00	1.33%	2,627.13	2,674.54	2,196.17	2,674.54	20.62% #
FTSE/Athex Technology	2,311.92 #	2,311.64	0.28	0.01%	2,290.63	2,325.27	2,047.81	2,372.79	12.54% #
FTSE/Athex Telecommunications	3,704.83 #	3,702.05	2.78	0.08%	3,654.80	3,749.61	3,511.53	4,391.80	-9.01% €
FTSE/Athex Utilities	5,054.42 #	5,009.01	45.41	0.91%	4,940.77	5,054.42	4,598.77	5,289.37	9.91% #
FTSE/Athex Health Care	423.42 ~	423.42	0.00	0.00%	423.42	423.42	390.59	469.84	1.08% #
FTSE/Athex Personal Products	7,277.18 #	7,183.35	93.83	1.31%	6,943.86	7,289.77	6,441.87	7,905.24	10.15% #
Athex All Share Index	262.08 #	261.95	0.13	0.05%	262.08	262.08	231.11	271.62	13.83% #
Hellenic Corporate Bond Index	121.23 #	121.03	0.20	0.16%			118.78	121.26	1.88% #
Hellenic Corporate Bond Price Index	86.83 #	86.69	0.13	0.16%			85.96	87.55	0.70% #

Note 1: FTSE/Med 100, Hellenic Corporate Bond Price Index and Hellenic Corporate Bond Index closing prices refer to the previous trading day of 27/04/2023.

Note 2: The Hellenic Mid & Small Cap Index is a Customized index calculated by the Athens Exchange.

Analytic Figures for Athex Market's Boards and Categories

	Total Traded Securities	Main Market	Surveillance	Exchange Traded Funds (ETFs)
Totals	119	108	11	0
Gain / Lose / Same:	45 / 56 / 18	41 / 53 / 14	4 / 3 / 4	0 / 0 / 0
Athex Capitalisation (mill. €) **	75,049.03	74,679.89	369.15	
Daily Average Trans/ons Value(thou.€)	103,777.36	103,519.08	275.19	33.04
Transactions Value	65,783.02	65,722.87	60.15	0.00
Main Board:	55,132.44	55,072.29	60.15	0.00
Blocks Board 6_2_3:	10,650.58	10,650.58	0.00	0.00
Forced Sales Board:	0.00	0.00	0.00	0.00
Special Terms Board:	0.00	0.00	0.00	0.00
Daily Average Transactions Volume	42,474,167	41,208,326	1,273,253	1,307
Transactions Volume	20,070,352	19,636,304	434,048	0
Main Board:	17,291,669	16,857,621	434,048	0
Blocks Board 6_2_3:	2,778,683	2,778,683	0	0
Forced Sales Board:	0	0	0	0
Special Terms Board:	0	0	0	0
Daily Average Number of Trades	36,423	36,157	263	3
Number of Trades	26,181	26,088	93	0
Main Board:	26,170	26,077	93	0
Blocks Board 6_2_3:	11	11	0	0
Forced Sales Board:	0	0	0	0
Special Terms Board:	0	0	0	0

Trading Details by Athex Sectors and Financial Instruments (ETFs)

Code	Sectors	Gain / Lose / Same	Number of Trades	Transactions Volume	Transactions Value	% of Total Trans. Value
3010	- Banks	2 / 3 / 1	7,360	14,101,586	21,785,325.67	33.12%
5510	- Basic Resources	2 / 9 / 3	1,277	321,137	1,021,107.92	1.55%
5010	- Construction & Materials	5 / 6 / 3	1,749	705,036	2,517,411.25	3.83%
4020	- Consumer Products & Services	1 / 5 / 1	811	137,694	2,033,546.85	3.09%
6010	- Energy	2 / 1 / 1	1,913	287,326	4,936,450.21	7.50%
12000	- Financial Instruments	0 / 0 / 0	---	---	---	---
3020	- Financial Services	2 / 1 / 1	714	745,407	455,154.72	0.69%
4510	- Food Beverage & Tobacco	5 / 1 / 2	174	33,206	426,011.50	0.65%
2010	- Health Care	1 / 1 / 0	217	79,828	64,782.75	0.10%
5020	- Industrial Goods & Services	5 / 10 / 2	3,584	934,314	9,175,763.12	13.95%
3030	- Insurance	1 / 0 / 0	13	2,034	7,141.24	0.01%
4030	- Media	2 / 0 / 0	5	3,000	1,369.00	0.00%
4520	- Personal Care, Drug & Grocery Stores	3 / 0 / 0	154	50,742	362,932.72	0.55%
3510	- Real Estate	1 / 6 / 2	799	197,858	861,157.54	1.31%
4040	- Retail	0 / 4 / 0	319	74,489	233,644.86	0.36%
1010	- Technology	6 / 4 / 1	937	270,095	745,762.91	1.13%
1510	- Telecommunications	1 / 0 / 1	1,600	504,184	6,692,804.56	10.17%
4050	- Travel & Leisure	3 / 3 / 0	1,902	467,969	5,563,096.72	8.46%
6510	- Utilities	3 / 2 / 0	2,653	1,154,447	8,899,556.39	13.53%

Top 10 best & worst performing Shares

Main Market					
With positive Price change	Closing price	change	With negative Price change	Closing price	change
HELLENIC EXCHANGES-A.S.E. (CR)	4.2	4.74% #	MIG (CR)	0.11	-10.42% ⚡
EYDAP S.A. (CR)	6.54	3.81% #	ATHENS MEDICAL CENTER SA (CR)	1.465	-6.69% ⚡
ELLAKTOR (CR)	2.04	3.24% #	EKTER SA (CR)	1.565	-5.72% ⚡
LAMDA DEVELOPMENT SA (CR)	5.77	3.04% #	BRIQ PROPERTIES (CR)	1.955	-5.10% ⚡
AEGEAN AIRLINES (CR)	7.96	2.31% #	VIOHALCO SA/NV (CB)	4.8	-3.32% ⚡
ADMIE (IPTO) HOLDING S.A. (CR)	1.798	2.16% #	ALPHA REAL ESTATE SA(CR)	7.82	-3.22% ⚡
PPC (CR)	7.95	1.66% #	MOTODYNAMICS S.A. (CR)	3.18	-3.05% ⚡
QUALITY & RELIABILITY SA (CR)	0.55	1.48% #	ELVALHALCOR (CR)	1.686	-2.99% ⚡
GR. SARANTIS S.A. (CR)	7.28	1.39% #	INTRAKAT (CR)	1.568	-2.97% ⚡
OPAP (CR)	15.65	1.23% #	AUSTRIACARD (CB)	11.2	-2.61% ⚡
With the highest Transactions Value	Value (thou. €)	change	With the highest Transactions Volume	Volume	change
MYTILINEOS (CR)	7,833.30	-1.14% ⚡	ALPHA SERVICES HOLD (CR)	6,081,279	0.31% #
ALPHA SERVICES HOLD (CR)	6,889.10	0.31% #	EUROBANK HOLDINGS (CR)	4,832,439	-1.56% ⚡
OTE (CR)	6,680.16	0.08% #	PIRAEUS FINANCIAL HOLD (CR)	2,423,293	1.12% #
EUROBANK HOLDINGS (CR)	6,062.09	-1.56% ⚡	NATIONAL BANK (CR)	757,360	-0.10% ⚡
PPC (CR)	5,857.90	1.66% #	PPC (CR)	753,832	1.66% #
PIRAEUS FINANCIAL HOLD (CR)	5,174.35	1.12% #	MIG (CR)	654,419	-10.42% ⚡
OPAP (CR)	4,984.37	1.23% #	OTE (CR)	502,180	0.08% #
MOTOR OIL (CR)	4,382.49	0.19% #	OPAP (CR)	320,148	1.23% #
NATIONAL BANK (CR)	3,563.08	-0.10% ⚡	MYTILINEOS (CR)	302,880	-1.14% ⚡
TERNA ENERGY (CR)	2,228.10	-1.39% ⚡	CENERGY HOLDINGS (CB)	216,936	-2.56% ⚡

Note: Stocks that are not included in the "Under Supervision" category, and the transactions value is more than 10,000 €.

Derivatives Summary

	Number of Trades	Volume	Open Interest
Index Futures	195	1,069	6,438
FTSE/Athex Banks	4	30	1,010
FTSE/Athex Large Cap	191	1,039	5,428
Stock Futures	874	11,357	380,147
ADMIE (IPTO) HOLDING S.A. (CR)	12	246	12,644
AEGEAN AIRLINES (CR)	8	31	1,822
ALPHA SERVICES HOLD (CR)	115	4,479	133,575
AUTOHELLAS SA (CR)	0	0	71
AVAX S.A. (CR)	1	5	362
CC HBC AG (CR)	1	3	434
CENERGY HOLDINGS (CB)	33	86	5,900
ELLAKTOR (CR)	2	9	883
ELVALHALCOR (CR)	40	81	1,352
EUROBANK HOLDINGS (CR)	82	965	31,117
EYDAP S.A. (CR)	5	11	507
FOURLIS (CR)	7	7	1,632
GEK TERNA (CR)	1	4	8,170
HELLENIC EXCHANGES-A.S.E. (CR)	11	52	1,791
HELLENIQ ENERGY (CR)	6	18	1,535
INTRACOM HOLDINGS (CR)	30	103	4,470
INTRAKAT (CR)	16	111	8,123
JUMBO SA (CR)	7	18	370
LAMDA DEVELOPMENT SA (CR)	29	59	5,831
MIG (CR)	3	13	1,423
MOTOR OIL (CR)	20	72	1,332
MYTILINEOS (CR)	83	235	2,377
NATIONAL BANK (CR)	75	806	20,016
OPAP (CR)	10	35	1,773
OTE (CR)	32	82	10,546
P.P.A. S.A. (CR)	0	0	364
PIRAEUS FINANCIAL HOLD (CR)	149	3,480	82,462
PPC (CR)	50	196	22,255
QUEST HOLDINGS (CR)	0	0	97
TERNA ENERGY (CR)	19	50	10,274
TITAN CEMENT (CB)	1	1	882
VIOHALCO SA/NV (CB)	26	99	5,757
Index Options	14	164	877
FTSE/Athex Large Cap	14	164	877
Stock Options	0	0	516
ALPHA SERVICES HOLD (CR)	0	0	29
NATIONAL BANK (CR)	0	0	280
OPAP (CR)	0	0	63
OTE (CR)	0	0	4
PIRAEUS FINANCIAL HOLD (CR)	0	0	6
PPC (CR)	0	0	134
Total Derivatives Traded	1,083	12,590	387,978

Number of Outstanding Securities	Nominal Value	Dividends [1]			Date of Last Coupon Dividend [2]		Note	Shares	Closing price	% change	Previous closing price/date		Open price	Price min	Price max	Last price	Avg price	Last Bid [7]	Last Ask [7]	P/E after tax	Year	Volume	Trades	Transactions Value[8]	Company Mkt Value (thou. €)	Year low	Year high	Sector[4]
2,348,908,567	0.290	---	---	---	07/04/2008	18/04/2017	---	ALPHA SERVICES HOLD (CR)	1.1385	0.31 P	1.135	28/04/2023	1.14	1.122	1.1445	1.1385	1.133	5839@1.14	77682@1.14	---	---	6,081,279	2,443	6,889,095.42	2,674,232.40	1.0015	1.513	30101010
45,033,921	0.050	---	---	---	04/06/2008	27/03/2023	---	ATTICA BANK S.A. (CR)	13.28	---	13.28	28/04/2023	13.12	12.24	13.5	13.5	12.867	50@12.32	22@13.24	---	---	6,025	89	77,521.52	598,050.47	10.62	48.75	30101010
18,176,934	1.00	---	---	---		27/01/2023	---	AUSTRIACARD (CB)	11.2	-2.61 E	11.5	28/04/2023	11.5	11.2	11.5	11.2	11.242	50@11.10	100@11.40	---	---	1,178	17	13,243.20	203,581.66	11.1	13.42	10101010
48,624,764	0.080	0.23	0.46	0.65	24/04/2023	05/12/2022	---	AUTOHELLAS SA (CR)	12.72	-0.63 E	12.8	28/04/2023	12.7	12.54	12.9	12.72	12.673	20@12.54	441@12.72	---	---	19,012	223	240,934.62	618,507.00	10.06	13.3	40201040
190,162,681		---	---	---		07/12/2016	---	CENERGY HOLDINGS (CB)	4.575	-2.56 E	4.695	28/04/2023	4.7	4.44	4.7	4.575	4.557	105@4.54	200@4.58	---	---	216,936	599	988,674.75	869,994.27	3.015	4.77	50202010
372,086,095	6.70	0.64	0.71	---	07/07/2022	29/04/2013	---	CC HBC AG (CR)	27.5	0.37 P	27.4	28/04/2023	27.78	27.42	27.78	27.5	27.473	960@27.42	100@27.57	---	---	12,288	94	337,582.520	232,367.61	21.54	27.78	45101020
3,710,677,508	0.220	---	---	---	02/05/2008	20/05/2019	---	EUROBANK HOLDINGS (CR)	1.26	-1.56 E	1.28	28/04/2023	1.272	1.232	1.29	1.26	1.254	1000@1.26	12663@1.26	---	---	4,832,439	2,013	6,062,093.90	4,675,453.66	1.0495	1.4935	30101010
52,131,944	1.00	---	0.1102	---	30/06/2022	23/07/2019	---	FOURLIS (CR)	3.96	-1.00 E	4	28/04/2023	4	3.96	4.005	3.96	3.984	1542@3.96	200@3.99	---	---	42,287	193	168,457.42	206,442.50	3.26	4.03	40401010
305,635,185	2.18	0.1	0.1	0.3	11/01/2023	01/10/2003	---	HELLENIQ ENERGY (CR)	7.23	0.42 P	7.2	28/04/2023	7.16	7.11	7.23	7.23	7.171	383@7.13	1100@7.24	---	---	74,154	387	531,786.23	2,209,742.39	6.93	8.68	60101020
83,600,000	0.880	---	---	---	03/07/2007	23/09/2022	---	INTRACOM HOLDINGS (CR)	1.782	0.22 P	1.778	28/04/2023	1.8	1.778	1.836	1.782	1.807	660@1.78	1500@1.79	---	---	141,791	325	256,162.29	148,975.20	1.678	2.12	10101010
160,523,985	0.300	---	---	---	12/08/2008	30/12/2022	---	INTRAKAT (CR)	1.568	-2.97 E	1.616	28/04/2023	1.618	1.568	1.618	1.568	1.577	1800@1.57	1138@1.57	---	---	140,333	257	221,314.09	251,701.61	1.366	1.788	50101010
136,059,759	0.880	0.77	0.77	---	21/03/2023	05/03/2014	---	JUMBO SA (CR)	21.02	0.57 P	20.9	28/04/2023	21.26	20.72	21.26	21.02	20.95	929@20.92	455@21.02	---	---	84,983	505	1,780,402.58	2,859,976.13	15.61	22.06	40203045
176,736,715	0.300	---	---	---	30/05/2007	27/11/2019	---	LAMDA DEVELOPMENT SA (CR)	5.77	3.04 P	5.6	28/04/2023	5.61	5.58	5.79	5.77	5.676	1203@5.74	560@5.77	---	---	114,339	418	649,043.34	1,019,770.85	5.55	6.6	35101010
939,510,748	0.100	---	---	---	26/04/2007	29/08/2014	---	MIG (CR)	0.11	-10.42 E	0.1228	28/04/2023	0.107	0.10	0.1218	0.11	0.11	6537@0.110	5000@0.112	---	---	654,419	351	72,003.65	103,346.18	0.0329	0.28	30202000
107,222,688	0.440	---	(0.5667)	---	17/06/2022	16/03/2022	---	QUEST HOLDINGS (CR)	4.99	1.01 P	4.94	28/04/2023	4.99	4.805	4.99	4.99	4.91	60@4.84	704@4.99	---	---	29,008	128	142,435.45	535,041.21	4.655	5.46	10101010
78,325,475		---	---	---		23/07/2019	---	TITAN CEMENT (CB)	15.1	0.80 P	14.98	28/04/2023	14.98	14.84	15.1	15.1	14.974	100@14.90	2926@15.10	---	---	42,139	324	630,977.38	1,182,714.67	12.04	16	50101030
259,189,761		0.02	0.1	---	03/06/2022	26/02/2016	---	VIOHALCO S.A.N.V (CB)	4.8	-3.32 E	4.965	28/04/2023	4.92	4.77	4.94	4.8	4.827	964@4.78	370@4.82	---	---	156,734	589	756,545.00	1,244,110.85	3.995	5.02	55102015
144,321,516	0.300	---	---	---	01/07/2011	22/01/2020	---	AVAX S.A. (CR)	0.871	-2.46 E	0.893	28/04/2023	0.9	0.865	0.9	0.871	0.883	2575@0.871	1250@0.879	---	---	148,697	259	131,244.81	125,704.04	0.748	1	50101010
232,000,000	2.12	0.1069	0.0854	0.0682	29/08/2022	19/06/2017	---	ADMIE (PTO) HOLDING S.A. (CR)	1.798	2.16 P	1.76	28/04/2023	1.76	1.73	1.798	1.798	1.757	390@1.75	6713@1.80	14.34	2022	215,337	386	378,406.61	417,136.00	1.64	2.035	65101015
90,167,100	0.500	---	---	---	03/06/2019	24/05/2021	---	AEGEAN AIRLINES (CR)	7.96	2.31 P	7.78	28/04/2023	7.78	7.66	7.96	7.96	7.823	1165@7.90	75@7.98	---	---	65,619	397	513,309.80	717,730.12	5.27	8.15	40501010
103,423,291	0.570	---	---	---	01/08/2011	06/09/2022	---	GEK TERNA (CR)	12.4	---	12.4	28/04/2023	12.38	12.22	12.5	12.4	12.332	250@12.36	412@12.38	---	---	93,349	282	1,151,208.12	1,282,448.81	10.42	12.74	50101010
382,000,000	2.48	---	---	---	20/07/2015	12/12/2001	---	PPC (CR)	7.95	1.66 P	7.82	28/04/2023	7.82	7.7	7.95	7.95	7.771	2189@7.82	2834@7.95	---	---	753,832	800	5,857,900.95	3,036,900.00	6.6	8.48	65101015
914,715,153	1.00	---	---	---	16/05/2008	29/08/2018	---	NATIONAL BANK (CR)	4.735	-0.10 E	4.74	28/04/2023	4.74	4.621	4.75	4.735	4.705	300@4.72	1728@4.73	---	---	757,360	1,171	3,563,081.57	4,331,176.25	3.746	5.528	30101010
375,241,586	0.390	0.01	0.03	---	30/05/2022	14/07/2006	---	ELVALHALCOR (CR)	1.686	-2.99 E	1.738	28/04/2023	1.722	1.678	1.742	1.686	1.7	50@1.68	120@1.69	---	---	121,574	445	206,681.30	632,657.31	1.52	1.894	55102015
348,192,005	0.040	---	---	---	05/07/2011	16/07/2021	---	ELLAKTOR (CR)	2.04	3.24 P	1.976	28/04/2023	1.986	1.94	2.04	2.04	1.994	692@1.98	5025@2.04	---	---	150,375	320	299,806.03	710,311.69	1.706	2.455	50101010
60,348,000	0.420	0.07	0.1515	---	08/06/2022	04/08/2021	---	HELLENIC EXCHANGES-A.S.E. (CR)	4.2	4.74 P	4.01	28/04/2023	4.01	3.98	4.23	4.2	4.075	25@4.06	5838@4.20	---	---	85,935	261	350,193.21	253,461.60	3.09	4.525	30202015
106,500,000	0.600	---	0.28	---	05/09/2022	13/09/2021	---	EYDAP S.A. (CR)	6.54	3.81 P	6.3	28/04/2023	6.3	6.12	6.54	6.54	6.399	10@6.50	1171@6.55	---	---	63,077	480	403,653.75	696,510.00	6.11	7.34	65102030
110,782,980	0.750	---	0.9054	0.4058	21/11/2022	04/11/2013	---	MOTOR OIL (CR)	21.64	0.19 P	21.6	28/04/2023	21.8	21.4	21.8	21.64	21.603	120@21.56	644@21.64	---	---	202,862	1,500	4,382,492.30	2,397,343.69	20.84	25.82	60101020
142,891,161	0.970	0.378	0.4341	---	24/06/2022	07/07/2017	---	MYTILINEOS (CR)	26	-1.14 E	26.3	28/04/2023	26.3	25.56	26.3	26	25.863	1857@26.00	786@26.02	---	---	302,880	2,389	7,833,303.12	3,715,170.19	19.94	28.4	50203000
25,000,000	2.00	0.4	0.628	---	25/07/2022	08/08/2003	---	P.P.A. S.A. (CR)	18.96	-0.94 E	19.14	28/04/2023	19.1	18.9	19.1	18.96	18.989	63@18.96	3@19.00	8.96	2022	7,794	157	148,003.34	474,000.00	15.86	19.84	50206060
363,341,859	0.300	0.55	0.6	0.3	19/10/2022	29/07/2022	---	OPAP (CR)	15.65	1.23 P	15.46	28/04/2023	15.38	15.38	15.65	15.65	15.569	30@15.57	5306@15.65	---	---	320,148	1,458	4,984,371.00	5,686,300.09	13.02	15.65	40501020
433,664,596	2.83	0.6879	0.8231	---	01/07/2022	18/06/1998	---	OTE (CR)	13.26	0.08 P	13.25	28/04/2023	13.27	13.08	13.42	13.26	13.302	449@13.27	3080@13.28	---	---	502,180	1,578	6,680,160.76	5,750,392.54	12.57	15.73	15102015
1,250,367,223	0.930	---	---	---	16/05/2008	14/04/2021	---	PIRAEUS FINANCIAL HOLD (CR)	2.164	1.12 P	2.14	28/04/2023	2.16	2.1	2.164	2.164	2.135	220@2.15	13665@2.16	---	---	2,423,293	1,595	5,174,349.91	2,705,794.67	1.43	2.449	30101010
43,741,452	0.660	0.16	0.2723	0.0698	30/01/2023	01/11/1999	---	THRACE PLASTICS SA (CR)	4.055	-2.29 E	4.15	28/04/2023	4.15	4.055	4.15	4.055	4.093	83@4.06	249@4.09	---	---	8,975	123	36,739.03	177,371.59	3.76	4.68	50203015
69,877,484	0.780	0.2239	0.1493	---	03/06/2022	13/06/2018	---	GR. SARANTIS S.A. (CR)	7.28	1.39 P	7.18	28/04/2023	7.11	6.92	7.3	7.28	7.165	141@7.12	5541@7.28	---	---	50,610	150	362,626.22	508,708.08	6.39	8	45201020
115,855,090	0.300	0.3407	0.3411	---	04/07/2022	05/03/2020	---	TERNA ENERGY (CR)	19.8	-1.39 E	20.08	28/04/2023	20.3	19.39	20.3	19.8	19.794	1747@19.78	817@19.85	---	---	112,566	897	2,228,096.14	2,293,930.78	17.89	21.04	65101010

Number of Outstanding Securities	Nominal Value	Dividends [1]			Date of Last Coupon Dividend [2]		Note	Shares	Closing price	% change	Previous closing price/date		Open price	Price min	Price max	Last price	Avg price	Last Bid [7]	Last Ask [7]	P/E after tax	Year	Volume	Trades	Transactions Value[8]	Company Mkt Value (thou. €)	Year low	Year high	Sector[4]	
Main Market - Medium Liquidity Class																													
13,126,020	0.660	0.0837	0.1163	---	22/06/2022	04/09/2020	---	AS COMPANY SA (CR)	2.23	---	↘	2.23	28/04/2023	---	---	---	---	---	75@2.19	25@2.25	---	---	---	---	---	29,271.02	2.02	2.38	40401030
3,114,144	0.360	0.1558	0.3427	---	14/06/2022	02/06/2020	---	ALPHA TRUST (CR)	5.65	---	↘	5.65	28/04/2023	5.65	5.65	5.65	5.65	20@5.55	250@5.70	---	---	1,400	60	7,910.00	17,594.91	4.32	5.65	30202010	
14,000,000	4.15	---	3.42	---	14/09/2022	29/06/1999	---	ALPHA REAL ESTATE SA(CR)	7.82	-3.22	€	8.08	28/04/2023	8.1	7.58	8.26	7.82	7.95	23@7.82	454@8.00	---	---	1,881	36	14,953.54	109,480.00	6.68	9.22	35101015
215,805,843	0.300	0.05	---	---	30/12/2021	15/11/2022	---	ATTICA HOLDINGS (CR)	2.49	-0.40	€	2.5	28/04/2023	2.5	2.49	2.51	2.5	2.491	10403@2.50	1320@2.51	---	---	12,227	12	30,462.20	537,356.55	1.865	2.51	40501015
151,654,947	0.040	---	---	---	01/07/2008	21/02/2020	---	AVE (CR)	0.548	1.11	P	0.542	28/04/2023	0.542	0.54	0.548	0.548	0.543	1500@0.530	9750@0.540	---	---	2,000	4	1,085.00	83,106.91	0.506	0.586	40301010
35,764,593	2.10	0.06	0.075	0.1046	02/05/2023	25/11/2019	---	BRIQ PROPERTIES (CR)	1.955	-5.10	€	2.06	28/04/2023	1.965	1.94	1.97	1.955	1.958	1000@1.95	3445@1.96	---	---	24,992	82	48,922.05	69,919.78	1.9	2.11	35102030
101,123,806	0.360	---	---	---	22/07/2010	28/06/2011	---	CENTRIC HOLDINGS (CR)	0.277	-4.15	€	0.289	28/04/2023	0.283	0.277	0.286	0.277	0.279	821@0.277	150@0.287	---	---	17,760	49	4,960.46	28,011.29	0.263	0.333	40203040
784,500	10.00	---	0.3	---	24/05/2022	31/07/2018	---	CNL CAPITAL (CR)	7	---	↘	7	28/04/2023	---	---	---	---	---	100@6.90	630@7.00	-(6)-	2022	---	---	---	5,491.50	6.8	8	30202010
10,246,800	0.300	---	---	---	06/10/2005	13/02/2002	---	CPI SA (CR)	0.574	0.70	P	0.57	28/04/2023	0.572	0.572	0.574	0.574	0.573	1000@0.564	1000@0.570	---	---	350	2	200.71	5,881.66	0.548	0.722	10102030
18,680,300	0.050	---	---	---	06/07/2022	---	---	DIMAND (CR)	11.65	-2.10	€	11.9	28/04/2023	11.85	11.55	11.95	11.65	11.735	85@11.55	187@11.65	---	---	6,017	71	70,609.75	217,625.50	11.5	14.9	35101010
54,200,000	0.075	---	0.035	---	19/07/2022	23/11/2021	---	EPSILON NET (CR)	7.83	0.38	P	7.8	28/04/2023	7.66	7.66	7.92	7.83	7.825	1564@7.81	1637@7.90	---	---	14,007	91	109,600.82	424,386.00	6.2	8	10101015
40,134,921	0.400	---	---	---	30/08/1993	05/12/2022	---	IDEAL HOLDINGS (CR)	4.5	-0.88	€	4.54	28/04/2023	4.5	4.48	4.535	4.5	4.499	250@4.48	71@4.50	---	---	7,520	54	33,829.44	180,607.14	3.38	4.8	10102030
167,868,482	0.300	---	---	---	20/08/2007	28/11/2022	---	LAVIPHARM SA (CR)	0.404	1.00	P	0.4	28/04/2023	0.392	0.39	0.404	0.404	0.4	1000@0.397	1500@0.405	---	---	49,282	57	19,691.95	67,818.87	0.366	0.48	20103015
4,740,000	0.860	---	---	---	14/03/2003	---	---	LOGISMOS S.A. (CR)	0.975	1.04	P	0.965	28/04/2023	0.91	0.91	0.975	0.975	0.971	449@0.900	436@0.975	-(6)-	2022	93	17	90.27	4,621.50	0.91	1.1	10101015
17,120,280	0.940	0.06	0.06	---	27/06/2022	02/08/2019	---	LOULIS FOOD (CR)	2.52	---	↘	2.52	28/04/2023	2.52	2.52	2.52	2.52	2.52	60@2.45	314@2.52	---	---	1,200	4	3,024.00	43,143.11	2.38	2.82	45102020
4,419,616	1.58	---	---	0.1131	01/03/2023	04/03/2015	---	MEDICON S.A (CR)	3.74	---	↘	3.74	28/04/2023	---	---	---	---	---	7@3.61	30@3.73	---	---	---	---	---	16,529.36	3.45	4.15	20102010
468,700	2.24	3.42	---	---	03/05/2022	21/05/2004	---	MERMEREN KOMB. A.D. PR. (GDR)	41	6.77	P	38.4	28/04/2023	40	40	41.2	41	40.844	3@38.40	213@40.00	1.37	2022	147	11	6,004.00	19,216.70	31	59	55102000
10,500,000	0.950	---	---	---	24/06/2008	22/07/2022	---	MEVACO SA (CR)	3.3	-1.79	€	3.36	28/04/2023	3.3	3.26	3.3	3.3	3.271	40@3.26	85@3.30	10.94	2022	615	7	2,011.50	34,650.00	2.52	3.38	55102015
87,127,162	0.500	---	---	---	21/05/2008	28/07/2021	---	PREMA (CR)	1.086	-0.55	€	1.092	28/04/2023	1.096	1.086	1.118	1.086	1.094	850@1.09	2500@1.09	---	---	25,523	71	27,927.06	94,620.10	1.07	1.36	35101010
24,377,795	0.230	---	---	---	27/06/2022	08/06/2022	---	PROFILE SA (CR)	3.23	-2.42	€	3.31	28/04/2023	3.29	3.22	3.35	3.23	3.262	975@3.22	792@3.23	---	---	33,035	126	107,746.89	78,740.28	2.575	3.56	10101010
27,345,120	0.280	---	---	---	18/07/2005	26/02/2014	---	QUALITY & RELIABILITY SA (CR)	0.55	1.48	P	0.542	28/04/2023	0.55	0.538	0.56	0.55	0.55	120@0.540	1432@0.550	---	---	25,151	74	13,821.81	15,039.82	0.465	0.6	10101010
6,456,530	1.08	0.0804	0.12	---	14/07/2022	02/08/2010	---	SPACE HELLAS SA (CR)	6.32	---	↘	6.32	28/04/2023	6.34	6.24	6.42	6.32	6.309	100@6.20	99@6.32	---	---	2,004	22	12,643.80	40,805.27	5.28	6.9	15101010
17,190,046	0.290	---	---	---	16/11/1992	30/11/2022	---	UNIBIOS (CR)	0.628	1.29	P	0.62	28/04/2023	0.634	0.61	0.634	0.628	0.615	1@0.628	2000@0.630	---	---	11,451	31	7,047.75	10,795.35	0.558	0.719	50204000
32,413,681	0.370	---	---	---	15/07/2009	11/05/2000	---	ALUMIL (CR)	2.07	---	↘	2.07	28/04/2023	2.07	2.06	2.08	2.07	2.07	10@2.07	87@2.08	---	---	4,349	28	9,003.91	67,096.32	1.986	2.54	55102035
3,534,269	3.44	(0.4452)	0.6908	---	16/12/2022	19/07/2022	---	ANDROMEDA SA (CR)	6.9	0.88	P	6.84	28/04/2023	6.96	6.78	6.96	6.9	6.857	20@6.76	495@6.84	---	2022	3,653	42	25,047.86	24,386.46	5.9	7.1	30204000
18,810,000	0.400	---	---	---	08/07/2010	14/11/2007	---	VARVERIS - MODA BAGNO SA (CR)	0.63	-5.26	€	0.665	28/04/2023	0.65	0.62	0.65	0.63	0.641	40@0.630	306@0.645	---	---	14,618	45	9,368.11	11,850.30	0.62	0.8	40401025
23,986,500	1.05	---	---	---	26/06/2009	15/03/2000	---	BIOKARPET S.A.(CR)	2.03	-3.79	€	2.11	28/04/2023	2.08	2.02	2.09	2.03	2.053	137@2.03	291@2.10	---	---	1,170	7	2,401.70	48,692.60	1.5	2.17	50101035
6,325,000	0.600	---	0.19	---	04/07/2022	17/02/2014	---	VOYATZOGLOU (CR)	2.24	-9.68	€	2.48	28/04/2023	2.24	2.24	2.24	2.24	2.24	55@2.24	5@2.30	---	---	50	1	112.00	14,168.00	1.97	2.48	50205010
24,060,000	0.300	0.035	0.055	0.075	25/04/2023	01/07/2019	---	GEN. COMMERCIAL & IND.SA (CR)	1.27	2.83	P	1.235	28/04/2023	1.21	1.21	1.275	1.27	1.23	1500@1.23	190@1.27	7.85	2022	3,285	30	4,039.66	30,556.20	1.175	1.42	50205010
15,878,748	0.480	---	---	---	10/07/2006	22/03/2004	---	DOMIKI KRITIS SA (CR)	0.75	1.90	P	0.736	28/04/2023	0.748	0.748	0.75	0.75	0.75	1600@0.730	1852@0.750	---	---	11,000	8	8,249.01	11,909.06	0.71	0.85	50101010
34,720,000	0.310	---	---	---	16/06/2010	01/08/2007	---	DROMEAS SA (CR)	0.316	-2.47	€	0.324	28/04/2023	0.318	0.316	0.318	0.316	0.316	1@0.316	2000@0.328	---	---	2,850	4	901.60	10,971.52	0.3	0.389	40202015
13,673,200	0.880	---	---	---	18/07/2008	26/07/2001	---	EVROFARMA SA (CR)	0.795	0.63	P	0.79	28/04/2023	0.78	0.78	0.795	0.795	0.785	1500@0.750	5332@0.800	---	---	750	2	588.75	10,870.19	0.684	0.876	45102020
11,250,000	0.520	---	0.0405	---	01/08/2022	09/11/2015	---	EKTER SA (CR)	1.565	-5.72	€	1.66	28/04/2023	1.665	1.56	1.665	1.565	1.583	2651@1.56	500@1.58	---	---	22,886	104	36,231.39	17,606.25	1.33	1.755	50101010
18,410,839	1.00	0.027	0.262	---	24/08/2022	10/09/2010	---	ELASTRON (CR)	2.6	---	↘	2.6	28/04/2023	2.59	2.53	2.6	2.6	2.57	300@2.58	930@2.60	---	---	3,442	22	8,845.46	47,868.18	2.21	2.82	55102010
60,295,607	0.240	---	---	---	09/07/2007	01/07/2021	---	ELGEKA SA (CR)	0.448	0.45	P	0.446	28/04/2023	0.448	0.448	0.448	0.448	0.45	5000@0.416	1780@0.444	---	---	2	1	0.90	27,012.43	0.38	0.459	45201010
23,828,130	0.500	---	0.0737	---																									

Number of Outstanding Securities	Nominal Value	Dividends [1]			Date of Last Coupon Dividend [2]		Date of Last Coupon Right	Note	Shares	Closing price	% change	Previous closing price/date	Open price	Price min	Price max	Last price	Avg price	Last Bid [7]	Last Ask [7]	P/E after tax	Year	Volume	Trades	Transactions Value[8]	Company Mkt Value (thou. €)	Year low	Year high	Sector[4]
26,730,187	0.520	0.08	0.1	---	29/06/2022	01/08/2017	---		ELTON SA (CR)	2.5	-1.96 €	2.55 28/04/2023	2.55	2.44	2.56	2.5	2.491	62@2.44	1029@2.50	---	---	24,200	89	60,274.60	66,825.47	2.08	2.59	50205010
30,000,000	0.050	0.06	0.09	---	13/05/2022	11/06/2020	---		ENTERSOFT (CR)	4.5	-0.44 €	4.52 28/04/2023	4.52	4.47	4.68	4.47	4.585	3@4.47	2800@4.50	---	---	13,924	75	63,841.00	135,000.00	3.61	4.68	10101015
36,300,000	1.12	0.223	0.2186	---	14/09/2022	12/12/2007	---		THESSALONIKA WATER & SEWERAGE	3.28	-0.61 €	3.3 28/04/2023	3.34	3.24	3.34	3.27	3.269	150@3.29	600@3.32	---	---	9,635	90	31,498.94	119,064.00	3.24	3.66	65102030
14,833,480	0.300	---	---	---	02/06/2010	04/02/2022	---		EUROCONSULTANTS S.A. (CR)	0.638	-1.24 €	0.646 28/04/2023	0.648	0.626	0.648	0.638	0.633	100@0.632	1890@0.638	---	---	4,622	23	2,925.68	9,463.76	0.576	0.66	50205020
86,735,980	0.310	---	---	---	06/07/2009	18/08/2022	---		ATHENS MEDICAL CENTER SA (CR)	1.465	-6.69 €	1.57 28/04/2023	1.495	1.435	1.53	1.465	1.476	50@1.44	6837@1.47	---	---	30,546	160	45,090.80	127,068.21	1.4	1.8	20101025
114,320,400	0.100	---	0.01	---	26/11/2021	05/08/2019	---		IKTINOS HELLAS SA (CR)	0.532	0.38 P	0.53 28/04/2023	0.522	0.519	0.532	0.532	0.524	10@0.524	2000@0.533	---	---	18,337	104	9,615.46	60,818.45	0.4855	0.675	50101035
8,226,132	0.450	---	---	---	15/05/2009	13/10/2014	---		ILYDA S.A. (CR)	1.22	---	1.22 28/04/2023	1.275	1.165	1.275	1.22	1.186	800@1.19	636@1.22	7.81	2022	4,038	28	4,791.03	10,035.88	1.055	1.41	10101015
2,566,836	0.440	---	0.016	---	15/07/2022	09/01/2007	---		INTERWOOD-XYLEMPORIA (PR)	0.33	---	0.33 28/04/2023	---	---	---	---	---	---	2500@0.328	---	---	---	---	---	10,748.22	0.192	0.332	50101020
34,986,430	0.440	---	---	---	25/07/2008	23/02/2010	---		INTERWOOD-XYLEMPORIA (CR)	0.283	-2.41 €	0.29 28/04/2023	0.28	0.267	0.288	0.283	0.279	3000@0.276	3800@0.285	---	---	65,658	54	18,325.17	10,748.22	0.1975	0.3	50101020
18,567,912	0.590	0.12	0.12	---	06/07/2022	26/01/2021	---		INTERLIFE G.C.I.(CR)	3.51	0.29 P	3.5 28/04/2023	3.69	3.51	3.69	3.51	3.511	90@3.52	50@3.54	---	2022	2,034	13	7,141.24	65,173.37	3.47	3.98	30302025
8,424,900	0.500	---	---	---	12/07/2010	04/07/2019	---		INTERTECH SA (CR)	1.005	-3.36 €	1.04 28/04/2023	1.05	1.005	1.05	1.005	1.015	500@0.910	1614@1.01	17.35	2022	2,759	27	2,801.08	8,467.02	0.92	1.235	50205010
19,804,134	0.150	---	---	---	01/07/2004	06/11/2017	---		KEKROPS SA (CR)	1.15	-2.54 €	1.18 28/04/2023	1.18	1.1	1.185	1.15	1.155	140@1.14	1053@1.16	2.19	2022	11,790	86	13,619.25	22,774.75	0.903	1.4	35101010
40,219,218	0.260	---	---	---	29/08/2022	10/06/2019	---		KLOUKINAS - LAPPAS SA (CR)	0.958	-0.83 €	0.966 28/04/2023	0.97	0.952	0.97	0.958	0.957	1200@0.952	1163@0.958	---	---	7,081	14	6,774.32	38,530.01	0.5	0.972	50101010
11,510,102	0.890	---	---	---	24/06/2005	06/10/1999	---		NAFPAKTOS TEXTILE (CR)	1.01	---	1.01 28/04/2023	---	---	---	---	---	160@0.960	280@0.990	---	---	---	---	---	11,625.20	0.93	1.23	55101020
21,224,340	0.420	0.0035	0.02	---	06/09/2022	25/04/2006	---		KORDELLOS BROS SA (CR)	0.538	-6.60 €	0.576 28/04/2023	0.544	0.53	0.552	0.538	0.538	2000@0.536	1200@0.540	4.73	2022	18,443	52	9,920.21	11,418.69	0.462	0.7	55102010
33,065,136	0.380	0.2	0.2001	---	18/08/2022	16/09/2013	---		KRI-KRI S.A. (CR)	6.62	0.30 P	6.6 28/04/2023	6.66	6.6	6.66	6.6	6.617	500@6.42	300@6.70	68.94	2022	12,042	54	79,686.18	218,891.20	6.08	6.7	45102020
18,017,472	0.360	---	---	---	09/09/2022	28/08/2017	---		KTIMA KOSTAS LAZARIDIS SA (CR)	1.74	-1.14 €	1.76 28/04/2023	1.72	1.72	1.76	1.72	1.736	300@1.69	1980@1.71	---	---	963	7	1,671.36	31,350.40	1.55	1.78	45101015
7,595,160	0.600	---	---	---	10/09/2019	18/08/2010	---		KIRIAKOULIS SHIPPING SA (CR)	1.18	0.86 P	1.17 28/04/2023	1.205	1.145	1.205	1.18	1.15	700@1.15	950@1.17	---	---	875	5	1,006.63	8,962.29	1	1.265	40501015
6,200,000	0.500	---	---	---	22/06/2010	01/11/1995	---		MINERVA KNITWEAR (CR)	0.48	---	0.48 28/04/2023	---	---	---	---	---	700@0.440	300@0.480	---	---	---	---	---	2,976.00	0.414	0.585	40204020
5,939,268	0.620	---	---	---	10/07/2003	03/01/2002	---		LANAKAM SA (CR)	0.93	---	0.93 28/04/2023	---	---	---	---	---	1150@0.840	1735@0.915	---	---	---	---	---	5,523.52	0.716	1.16	40401020
9,819,370	0.500	---	---	---	14/08/2007	09/01/2004	---		MATHIOS REFRACTORY SA (CR)	0.7	-7.28 €	0.755 28/04/2023	0.705	0.7	0.72	0.7	0.703	5@0.700	385@0.720	---	---	3,045	15	2,141.85	6,873.56	0.565	0.885	55101000
29,250,000	0.360	0.02	0.0401	---	21/06/2022	25/04/2019	---		MOTODYNAMICS S.A. (CR)	3.18	-3.05 €	3.28 28/04/2023	3.28	3.18	3.28	3.18	3.201	1200@3.17	200@3.21	---	---	17,074	78	54,646.13	93,015.00	2.04	3.37	40401030
32,188,050	1.04	---	---	---	21/07/2008	20/01/2000	---		MOUZAKIS (CR)	0.73	-1.35 €	0.74 28/04/2023	0.7	0.69	0.73	0.73	0.718	50@0.690	190@0.730	---	---	2,137	10	1,533.60	23,497.28	0.65	0.806	55101020
43,200,000	1.00	---	0.0824	---	07/09/2022	14/06/2022	---		MPLE KEDROS (CR)	2.37	-0.42 €	2.38 28/04/2023	2.38	2.35	2.38	2.38	2.362	700@2.36	512@2.38	---	---	11,096	24	26,208.32	102,384.00	2.19	2.38	35102000
6,340,000	0.600	0.134	0.17	0.1	09/12/2022	12/01/2023	---		NAKAS MUSIC	2.3	-4.96 €	2.42 28/04/2023	2.3	2.3	2.32	2.32	2.3	603@2.30	55@2.42	---	---	510	3	1,173.20	14,582.00	2.16	2.7	40401030
10,080,000	3.00	1.42	1.5	---	27/04/2022	27/08/2001	---		TPA SA (CR)	24.8	-1.59 €	25.2 28/04/2023	25.2	24.8	25.2	24.8	24.937	18@24.80	100@25.30	---	---	1,085	27	27,056.50	249,984.00	22.7	26.3	50206060
4,971,466	1.46	---	---	---	04/07/2007	08/10/2003	---		PAIRIS SA (CR)	0.972	1.67 P	0.956 28/04/2023	0.968	0.968	0.98	0.97	0.97	1650@0.900	488@0.960	---	---	1,750	11	1,698.22	4,832.26	0.83	1.18	50203030
27,098,594	0.540	0.07	0.05	0.0201	05/12/2022	14/01/2021	---		PAPOUTSANIS (CR)	2.36	0.43 P	2.35 28/04/2023	2.36	2.33	2.36	2.36	2.351	60@2.33	356@2.36	21.31	2022	130	3	305.60	63,952.68	2.26	2.51	45201020
7,070,400	0.930	0.1081	0.3242	---	17/06/2022	06/05/2016	---		PETROPOULOS PETROS (CR)	7.46	---	7.46 28/04/2023	7.4	7.4	7.5	7.48	7.462	300@7.44	764@7.48	---	---	4,160	35	31,040.78	52,745.18	5.9	7.5	50206015
21,912,599	0.300	---	---	---	11/04/2011	23/02/2007	---		REVOIL (CR)	1.39	-0.71 €	1.4 28/04/2023	1.42	1.38	1.42	1.39	1.401	30@1.30	45@1.39	---	---	905	9	1,267.58	30,458.51	1.21	1.5	60101020
13,582,223	1.35	---	---	---	24/06/2008	02/02/2016	---		SIDMA STEEL (CR)	2.36	-0.84 €	2.38 28/04/2023	2.38	2.28	2.38	2.36	2.314	200@2.29	250@2.36	---	---	6,011	63	13,906.57	32,054.05	1.85	2.85	55102010
40,693,350	5.00	---	---	---	03/07/2006	26/05/2015	---		TECHNICAL OLYMPIC SA (CR)	2.05	-0.97 €	2.07 28/04/2023	2.06	2.02	2.06	2.05	2.026	429@2.02	476@2.05	---	---	2,184	21	4,424.61	83,421.37	1.76	2.41	40202010
3,048,000	0.300	---	---	---	06/07/2007	01/06/2021	---		TZIRAKIAN PROFIL (CR)	1.86	-1.33 €	1.885 28/04/2023	1.875	1.83	1.875	1.86	1.854	250@1.84	240@1.86	32.58	2022	1,480	26	2,743.87	5,669.28	1.76	2.22	55102010
10,203,575	0.730	---	---	---	16/07/2007	18/10/1999	---		FIERATEX SA (CR)	0.411	-5.95 €	0.437 28/04/2023	0.412	0.41	0.412	0.41	0.411	1500@0.401	4809@0.410	---	2022	600	2	246.40	4,193.67	0.4	0.5	55101020
8,340,750	1.16	---	---	---	25/06/2009	17/09/2018	---		HAIDEMENOS SA (CR)	0.55	---	0.55 28/04/2023	---	---	---	---	---	370@0.480	384@0.550	---	2022	---	---	---	4,587.41	0.452	0.6	50205030

Main Market - Low Liquidity Class

11,795,024	0.540	0.087	0.136	---	04/07/2022	30/08/2019	---		FLEXOPACK SA (CR)	8.3	-0.60 €	8.35 28/04/2023	8.35	8.25	8.35	8.3	8.296	30@8.25	28@8.30	---	---	597	10	4,952.50	97,898.70	7.45	9.45	50203030
10,500,000	4.00	0.37	0.29	---	31/05/2022	02/08/2016	---		INTERCONTINENTAL (CR)	6.45	---	6.45 28/04/2023	6.4	6.35	6.45	6.45	6.393	900@6.40	500@6.55	12.30	2022	1,041	3	6,655.35	67,725.00	6.3	6.85	35102000

Year: 144 Trading Day No: 80

Tuesday, 2 May, 2023

Number of Outstanding Securities	Nominal Value	Dividends [1]			Date of Last Coupon		Note	Shares	Closing price	% change	Previous closing price/date		Open price	Price min	Price max	Last price	Avg price	Last Bid [7]	Last Ask [7]	P/E after tax	Year	Volume	Trades	Transactions Value[8]	Company Mkt Value (thou. €)	Year low	Year high	Sector[4]	
		2020	2021	2022	Dividend [2]	Right																							
57,434,884	1.31	---	---	---	05/06/2008	12/06/2009	---	REDS S.A. (CR)	2.73	---	↗	2.73	28/04/2023	2.73	2.73	2.8	2.73	2.73	5@2.80	857@2.80	---	---	1,179	8	3,218.88	156,797.23	2.26	3	35101010
151,532,467	0.500	0.01	0.02	---	22/07/2022	10/06/2020	---	TRASTOR REAL EST. INV. CO.(CR)	1.01	---	↗	1.01	28/04/2023	---	---	---	---	---	1500@0.990	500@1.03	---	---	---	---	---	153,047.79	0.965	1.14	35102000
15,300,000	0.300	---	---	---	30/07/2009	13/12/1999	---	ATTICA REAL ESTATE SA (CR)	0.284	2.16	P	0.278	28/04/2023	0.284	0.284	0.284	0.284	0.284	2000@0.252	925@0.288	---	---	1,000	1	284.00	4,345.20	0.236	0.39	40301030
15,000,000	0.300	---	---	---	06/07/2007	18/07/2000	---	DAIOS PLASTICS SA (CR)	3.16	1.28	P	3.12	28/04/2023	3.2	3.12	3.2	3.2	3.16	1000@3.12	609@3.38	---	---	2,000	5	6,320.00	47,400.00	2.92	3.52	50203015
3,307,500	0.210	---	---	---	11/08/2010	30/11/2022	---	ELVE SA (CR)	4.98	---	↗	4.98	28/04/2023	4.96	4.96	4.98	4.98	4.978	40@4.82	1@4.98	19.63	2022	55	3	273.78	16,471.35	4.6	5.2	40204020
2,760,000	11.83	9.4	11	---	14/06/2022	16/07/1990	---	KARELIA (CR)	338	---	↗	338	28/04/2023	338	338	338	338	338	11@334.00	1@342.00	---	---	6	1	2,028.00	932,880.00	288	340	45103010
6,700,000	0.800	0.179	0.047	---	24/08/2022	29/05/2014	---	MILLS KEPENOS (CR)	2.28	2.70	P	2.22	28/04/2023	2.12	2.12	2.28	2.28	2.2	50@2.22	98@2.28	23.04	2021	200	5	440.00	15,276.00	1.93	2.54	45102020
21,364,000	1.12	---	---	---	29/07/2019	08/03/2023	---	LAMPSPA HOTEL SA (CR)	24	---	↗	24	28/04/2023	---	---	---	---	---	100@23.00	325@24.00	---	---	---	---	---	512,736.00	20.6	24	40501025
8,321,682	0.670	---	---	---	17/08/2007	23/11/1999	---	N. LEVENTERIS (CR)	0.27	---	↗	0.27	28/04/2023	---	---	---	---	---	---	---	---	2022	---	---	---	2,856.12	0.22	0.364	50202010
2,160,524	0.670	---	---	---	03/12/2018	23/11/1999	---	N. LEVENTERIS (PR)	0.282	---	↗	0.282	28/04/2023	---	---	---	---	---	---	1110@0.310	---	2022	---	---	---	2,856.12	0.218	0.342	50202010
27,379,200	0.980	---	---	---	03/07/2020	29/08/2022	---	CRETE PLASTICS SA (CR)	16.7	---	↗	16.7	28/04/2023	---	---	---	---	---	2191@16.30	60@17.00	---	---	---	---	---	457,232.64	14.7	17.1	50203015
255,494,534	2.71	0.352	0.279	0.11	14/12/2022	30/09/2021	---	PRODEA (CR)	8.2	---	↗	8.2	28/04/2023	---	---	---	---	---	50@7.45	47@7.70	---	---	---	---	---	2,095,055.18	7.3	8.6	35102000
4,181,450	0.500	---	---	---	21/08/2000	05/03/2002	---	FLOUR MILLS SARANTOPOULOS SA	1.13	---	↗	1.13	28/04/2023	---	---	---	---	---	---	825@1.24	---	---	---	---	---	4,725.04	1.02	1.5	45102020

Exchange Traded Funds (ETFs)

906,928	---	---	---	15/06/2016	---	ALPHA ETF FTSE Athens Large Cap	26.45	---	↘	26.45	28/04/2023	---	---	---	---	---	3@26.00	581@27.00	---	---	---	---	---	---	22.5	27.79	12003
---------	-----	-----	-----	------------	-----	---------------------------------	-------	-----	---	-------	------------	-----	-----	-----	-----	-----	---------	-----------	-----	-----	-----	-----	-----	-----	------	-------	-------

Surveillance

356,314,416	0.060	---	---	---	07/07/2010	21/09/2017	5160	FRIGOLASS SA (CR)	0.0605	0.83	P	0.06	28/04/2023	0.0605	0.06	0.0605	0.06	0.0633940@0.060	85800@0.061	---	---	340,800	25	20,611.15	21,557.02	0.05	0.158	50204000	
65,326,268	0.530	---	---	---	04/07/2007	19/07/2006	4750	SATO SA (CR)	0.0245	---	γ	0.0245	28/04/2023	---	---	---	---	2000@0.025	10000@0.029	---	---	---	---	---	1,600.49	0.0205	0.069	40202015	
13,191,620	0.620	---	---	---	04/08/2010	09/09/2002	5232	YALCO - CONSTANTINOU (CR)	0.152	-1.30	E	0.154	28/04/2023	0.152	0.152	0.152	0.152	0.152	5005@0.152	1200@0.184	---	---	10,850	6	1,649.20	2,005.13	0.152	0.28	40202020
13,000,000	1.00	---	---	---	01/08/2007	07/04/2000	5093	AKRITAS SA (CR)	0.46	---	γ	0.46	28/04/2023	0.46	0.46	0.46	0.46	0.46	---	23@0.460	---	---	37	3	17.02	5,980.00	0.45	0.67	50101035
221,519,681	0.300	---	---	---	02/07/2008	28/02/2011	4957	ANEK LINES SA (CR)	0.228	-1.72	E	0.232	28/04/2023	0.226	0.226	0.23	0.228	0.227	217@0.228	149916@0.230	---	---	22,250	10	5,059.34	51,431.76	0.177	0.248	40501015
312,163	0.300	---	---	---	02/07/2008	28/02/2011	4959	ANEK LINES SA (PR, issue '90)	0.072	---	γ	0.072	28/04/2023	---	---	---	---	---	55000@0.086	---	---	---	---	---	---	51,431.76	0.072	0.086	40501015
2,969,713	0.300	---	---	---	02/07/2008	28/02/2011	4958	ANEK LINES SA (PR, issue '96)	0.304	---	γ	0.304	28/04/2023	---	---	---	---	---	1000@0.244	450@0.364	---	---	---	---	---	51,431.76	0.173	0.38	40501015
6,330,002	0.300	---	---	---	25/06/2002	15/03/2019	5162	VARVARESSOS (CR)	0.24	---	γ	0.24	28/04/2023	---	---	---	---	---	---	1463@0.250	---	2021	---	---	---	1,519.20	0.16	0.25	55101020
17,579,754	4.16	---	---	---	18/08/2006	02/08/2010	---	BIOTER SA (CR)	0.24	1.70	P	0.236	28/04/2023	0.23	0.23	0.24	0.24	0.238	250@0.230	10058@0.240	---	---	2,849	10	677.75	4,219.14	0.21	0.398	50101010
54,654,600	0.050	---	---	---	01/07/1998	30/12/2022	5275	VIS SA (CR)	0.168	---	γ	0.168	28/04/2023	0.168	0.168	0.168	0.168	0.168	734@0.168	1694@0.176	---	2022	970	2	162.96	9,181.97	0.149	0.378	50203030
51,754,364	0.300	---	---	---	23/12/2003	24/01/2007	5197	SELECTED TEXT. IND. ASSOC (CR)	0.127	---	γ	0.127	28/04/2023	---	---	---	---	---	2000@0.110	1500@0.149	---	---	---	---	---	6,572.80	0.11	0.202	55101020
371,337,000	0.300	---	---	---	30/05/2013	01/07/2022	---	INTRALOT (CR)	0.615	-0.81	E	0.62	28/04/2023	0.62	0.615	0.62	0.615	0.617	200@0.615	56292@0.620	---	---	46,850	20	28,887.75	228,372.26	0.575	0.765	40501020
15,842,391	1.51	---	---	---	15/07/2009	12/05/2000	5141	BITROS HOLDING SA (CR)	0.555	14.67	P	0.484	28/04/2023	0.555	0.555	0.555	0.555	0.555	1000@0.484	800@0.565	---	---	2,550	6	1,415.25	8,792.53	0.408	0.82	55102010
24,319,250	0.300	---	---	---	09/07/2002	04/07/2007	5165	PROODEFTIKH SA (CR)	0.51	---	γ	0.51	28/04/2023	0.472	0.472	0.51	0.51	0.506	205@0.472	2325@0.510	---	---	1,125	3	569.00	12,402.82	0.4	0.6	50101010
28,438,268	0.070	---	---	---	21/08/2006	24/11/1999	5253	SPIROY AGRICULTURE SA (CR)	0.19	4.97	P	0.181	28/04/2023	0.17	0.17	0.19	0.19	0.172	343@0.170	599@0.190	---	---	5,757	7	990.69	5,403.27	0.15	0.23	45102010
1,011,000	1.00	---	---	---	01/07/2004	11/12/2012	5193	TRIA ALFA SA (CR)	10	---	γ	10	28/04/2023	10.9	10.9	10.9	10.9	10.9	10@10.00	40@10.90	76.59	2022	10	1	109.00	10,110.00	7.6	16.9	55101020

Suspension Status

[illegible]

Number of Outstanding Securities	Nominal Value	Dividends [1]			Date of Last Coupon		Note	Shares	Closing price	% change	Previous closing price/date		Open price	Price min	Price max	Last price	Avg price	Last Bid [7]	Last Ask [7]	P/E after tax	Year	Volume	Trades	Transactions Value[8]	Company Mkt Value (thou. €)	Year low	Year high	Sector[4]
		2020	2021	2022	Dividend [2]	Right																						
7,125,216	0.650	---	---	---	01/07/2005	14/12/1999	4955	KRE.KA SA (CR)	0.28	---	0.28	06/04/2023	---	---	---	---	---	---	---	---	---	---	---	---	1,995.06	0.17	0.43	45102010
7,734,375	1.00	---	---	---	09/07/2007	07/01/2011	5277	LIVANIS SA (CR)	0.125	---	0.125	28/04/2023	---	---	---	---	---	841@0.130	---	---	---	---	---	---	966.80	0.12	0.18	40301030
22,075,665	0.330	0.05	0.1	---	21/06/2022	23/11/2021	---	PLAISIO COMPUTERS SA (CR)	4.58	---	4.58	19/04/2023	---	---	---	---	---	---	---	---	---	---	---	---	101,106.55	4.48	4.6	40401010

Shares' Notes

Code	Note text
()	- Adjusted dividends.
*	- Last adjusted closing price.
[1]	- Net dividends.
[2]	- The "Date of Last Coupon" for New listings refers to the date company's stocks started to trade in Athex
[3]	- The Company Market Value is referred to the number of outstanding shares
[4]	- Sectors codification can be found in Appendix A
[5]	- The Market Value refers to the total number of shares listed (including their several classes) in the exchange by the company.
[6]	- P/E greater than 100
[7]	- Last view of the Order Book before the end of the trading session
[8]	- All Blocks Methods' Transactions Value are included.
4750	- Transfer to the Under Surveillance Category from 8/4/2011.
4955	- Transfer to the Surveillance Category as from 5/4/2013.
4957	- Transfer to the Surveillance Category as from 5/4/2013.
4958	- Transfer to the Surveillance Category as from 5/4/2013.
4959	- Transfer to the Surveillance Category as from 5/4/2013.
5093	- Transfer to the Surveillance Category as of 8/4/2015.
5141	- Transfer to the Surveillance Category as of 10/05/2017.
5160	- Transfer to the Surveillance Category as of 15/04/2016.
5162	- Transfer to the Under Supervision Category as of 21/12/2009.
5165	- Transfer to the Surveillance Category as of 15/02/2018.
5179	- Suspension of trading as of 25/05/2018.
5193	- Transfer to the Surveillance Category as of 25/10/2018.
5197	- Transfer to the Surveillance Category as of 07/11/2018.
5216	- Suspension of trading as of 01/10/2019.
5232	- Transfer to the Under Surveillance Category from 08/04/2011.
5233	- Suspension of trading as of 13/05/2020.
5248	- Transfer to the Surveillance Category as of 06/09/20116.
5253	- Transfer to the Surveillance Category as of 14/5/2021.
5275	- Transfer to the Surveillance Category as of 09/07/2020.
5277	- Suspension of trading as of 02/05/2023.

Securities Blocks Details

Securities	Block Volume	Price	Block Trade Value	Time of approval	Note
OTE (CR)	55,820	13.30	742,406.00	10:32:09	20
OTE (CR)	39,843	13.37	532,700.91	10:48:40	20
JUMBO SA (CR)	10,299	20.86	214,837.14	13:25:39	20
ALPHA SERVICES HOLD (CR)	640,000	1.13	724,480.00	13:29:30	20
PPC (CR)	535,182	7.75	4,147,660.50	14:12:22	20
MOTOR OIL (CR)	15,593	21.56	336,185.08	14:14:40	20
OPAP (CR)	29,527	15.55	459,144.85	16:59:05	20
MOTOR OIL (CR)	56,573	21.58	1,220,845.34	17:00:21	20
PIRAEUS FINANCIAL HOLD (CR)	348,925	2.12	739,023.15	17:04:50	20
EUROBANK HOLDINGS (CR)	810,000	1.26	1,020,600.00	17:11:11	20
PIRAEUS FINANCIAL HOLD (CR)	236,921	2.16	512,697.04	17:15:07	20

Blocks Notes

- 9 - Method 6-1 / Special Fees
- 10 - Method 6-1 / Special Fees, SDS
- 14 - Method 6-3 / Settlement, Incomplete Buy and Sell
- 18 - Method 6-2 / SPOT 1
- 19 - Method 6-2 / SPOT 2
- 20 - Method 6-1 and Method 6-1 Same Day Settlement
- 21 - Other Pre-agreed

Shares Rights Details

Occured date	Exercise from	Exercise until	Trading until	Rights	Price min	Price max	Closing price	Last Bid	Last Ask	Volume	Trades	Transactions Value
-----------------	------------------	-------------------	------------------	--------	--------------	--------------	------------------	----------	----------	--------	--------	-----------------------

No Rights Transactions.

Forced Sales Details

Securities	Category of Security	Transactions Volume	Number of Trades	Transactions Value	Note
No Forced Transactions.					

Forced Sales Notes

- 1 - Compulsory Public Forced Sales
- 2 - Forced Sales of Fixed Registered Shares
- 3 - Forced Sales of Remaining Fractional Shares

Exchange Traded Funds (ETFs) Characteristics

	Transactions Date (T)	Creation / Redemption	Units (T-1)	New Units (T-1)	Redemption Units (T-1)	Units (T) [1]	Fund Assets [2]	Net Unit Price	Dividend per Unit	Dividend Date
ALPHA ETF FTSE Athex Large Cap	02/05/2023	5,000	906,928	---	---	906,928	23,988,530.00	26.4503	0.52	01/07/2022

ETFs Notes

[1] - Units (T) = Units (T-1) + New Units (T-1) - Redemption Units (T-1)

[2] - The Creation / Redemption Units of T-1 are included.

Non Convertible Corporate Bonds - Regulated Market

Num Listed Bonds	Nominal price	Issue price	Today's Rate	Exp. Date	Duration (years)	Note	Coupon		Trading Unit	Corporate Bonds	Accrued Int.	Yield.T.Mat	Price min	Price max	Closing price	Previous closing price/date	Volume	Transactions Value	Last order		Date	ear min	Year max
							Common	Preferred											Price	Buy / Sell			
100,000	1,000.00	1,000.00	2.95	11/02/2027	5	---	3	---	1	SAFE BULKERS PARTICIPATIONS PLC (Non Convertible)	6.5556	5.4110	---	---	---	91.5540 28/04/2023	---	---	91.0000	B	32/05/2023	89.9269	96.3000
320,000	1,000.00	1,000.00	3.40	21/07/2027	7	---	6	---	1	LAMDA DEVELOPMENT S.A. (Non Convertible)	9.5389	4.8710	92.5000	93.9900	93.1345	93.0880 28/04/2023	11,000	10,349.73	92.1100	B	32/05/2023	91.4671	95.5000
200,000	1,000.00	1,000.00	2.10	27/10/2027	7	---	6	---	1	O.P.A.P. S.A. (Non Convertible)	0.4083	3.8030	92.6000	92.6000	92.6000	92.7810 28/04/2023	1,000	926.41	92.7500	B	32/05/2023	91.9800	95.4000
200,000	1,000.00	1,000.00	1.90	23/03/2028	7	---	5	---	1	MOTOR OIL CORINTH REFINERIES SA (Non Convertible)	2.2167	4.4620	88.8500	88.8500	88.8500	89.3470 28/04/2023	1,000	890.72	88.8200	B	32/05/2023	87.5500	90.5000
100,000	1,000.00	1,000.00	2.70	25/05/2026	5	---	4	---	1	COSTAMARE PARTICIPATIONS PLC (Non Convertible)	12.0000	4.7690	93.6000	95.0000	93.7143	94.9160 28/04/2023	37,000	35,118.30	93.7000	B	32/05/2023	92.1400	97.0000
300,000	1,000.00	1,000.00	2.30	20/07/2028	7	---	4	---	1	PRODEA REIC S.A.(Non Convertible)	6.6444	6.0370	83.5000	84.1000	84.0000	84.2000 28/04/2023	85,000	71,618.48	83.6500	B	32/05/2023	82.0100	85.8000
150,000	1,000.00	1,000.00	2.65	22/10/2026	5	---	4	---	1	CPLP SHIPPING HOLDINGS PLC (Non Convertible)	0.7361	4.3650	94.1000	94.4000	94.2143	94.2280 28/04/2023	7,000	6,600.15	93.0000	B	32/05/2023	92.5500	96.0000
250,000	1,000.00	1,000.00	2.45	16/11/2028	7	---	3	---	1	ELVALHALCOR S.A. (Non Convertible)	11.5014	4.9250	87.9500	88.7999	88.3129	87.9500 28/04/2023	31,000	27,733.54	87.5200	B	32/05/2023	85.6375	91.0000
500,000	1,000.00	1,000.00	2.75	03/07/2027	7	---	6	---	1	GEK TERNA S.A. (Non Convertible)	9.2431	5.2520	89.5000	89.9500	89.9050	89.6380 28/04/2023	20,000	18,165.86	89.5000	B	32/05/2023	86.8000	91.0000
300,000	1,000.00	1,000.00	2.30	14/12/2028	7	---	3	---	1	GEK TERNA S.A. (Non Convertible)	9.0083	5.5860	85.0100	85.0100	85.0100	85.0000 28/04/2023	1,000	859.11	84.2000	B	32/05/2023	82.1339	87.4500
175,000	1,000.00	1,000.00	3.40	26/07/2024	5	---	8	---	1	ATTICA HOLDINGS S.A. (Non Convertible)	9.2556	4.6140	97.7000	98.5000	97.8527	98.2400 28/04/2023	88,000	86,924.89	98.0000	B	32/05/2023	96.6179	98.5000
230,000	1,000.00	1,000.00	4.70	12/07/2029	7	---	2	---	1	LAMDA DEVELOPMENT S.A. (Non convertible)	14.6222	4.6370	98.0000	99.5900	99.4400	99.5030 28/04/2023	51,000	51,269.07	98.8000	B	32/05/2023	94.9889	101.0000
100,000	1,000.00	1,000.00	4.40	26/07/2029	7	---	2	---	1	CPLP SHIPPING HOLDINGS PLC (Non Convertible)	11.9778	4.2540	100.0000	100.0000	100.0000	99.5000 28/04/2023	1,000	1,011.98	99.5000	B	32/05/2023	97.2369	100.8000
200,000	1,000.00	1,000.00	3.60	12/03/2026	7	---	9	---	1	AEGEAN AIRLINES S.A. (Non Convertible)	5.2000	3.8560	---	---	---	97.8100 28/04/2023	---	---	96.6119	B	32/05/2023	95.6301	98.6000
150,000	1,000.00	1,000.00	2.60	22/10/2026	7	---	8	---	1	TERNA ENERGY FINANCE S.A. (Non Convertible)	0.7222	4.4440	---	---	---	93.1200 28/04/2023	---	---	92.9010	B	32/05/2023	92.5000	95.7400
100,000	1,000.00	1,000.00	2.80	25/01/2027	5	---	3	---	1	PREMIA S.A. (Non Convertible)	7.7000	6.2010	---	---	---	88.8830 27/04/2023	---	---	88.5006	B	32/05/2023	87.6862	92.5100
120,000	1,000.00	1,000.00	3.95	04/04/2025	7	---	11	---	1	GEK TERNA S.A. (Non Convertible)	3.2917	3.8220	98.8200	98.8200	98.8200	99.4450 24/04/2023	10,000	9,914.92	98.8100	B	32/05/2023	97.5523	99.8000
90,000	1,000.00	1,000.00	3.00	11/05/2023	5	---	10	---	1	CORAL A.E. (Non Convertible)	14.5000	34.1310	---	---	---	99.1000 20/04/2023	---	---	99.2000	B	32/05/2023	98.8101	100.2000

Corporate Bonds Notes

Transactions Volume = (Pieces) * (Nominal Price). Transactions Value = (Pieces) * (Nominal Price) * (price %) + (Accrued interest).
The price of a Bond is stated as a percentage (%) of Bond's Nominal Price.
Nominal Price in Euros (€), except if it is noted differently.

Non Convertible Corporate Bonds - Regulated Market

Num Listed Bonds	Nominal price	Issue price	Today's Rate	Exp. Date	Duration (years)	Note	Coupon		Trading Unit	Corporate Bonds	Accrued Int.	Yield.T.Mat	Price min	Price max	Closing price	Previous closing price/date	Volume	Transactions Value	Last order		ear min	Year max		
							Common	Preffered											Price	Buy / Sell			Date	
20,148	1,000.00	1,000.00	4.95	26/06/2023	5	---	10	---	1	B&F COMM. & GARM. INDUS. S.A. (Non Convertible)	17.6000	7.7090	---	---	---	99.3000	21/04/2023	---	---	99.4000	S	32/05/2023	99.0571	100.6899
120,000	1,000.00	1,000.00	2.65	06/12/2028	7	---	3	---	1	NOVAL PROPERTY REIC (Non Convertible)	10.9681	5.1410	87.9500	88.6000	88.1968	87.9500	28/04/2023	31,000	27,681.01	87.5000	B	32/05/2023	84.3700	90.8700

Corporate Bonds Notes

Transactions Volume = (Pieces) * (Nominal Price). Transactions Value = (Pieces) * (Nominal Price) * (price %) + (Accrued interest).
The price of a Bond is stated as a percentage (%) of Bond's Nominal Price.
Nominal Price in Euros (€), except if it is noted differently.

Government Bonds

Number Listed Bonds	Nominal price	Today's Rate	Accrued Interest Calc	Exp. Date [1]	Duration (years)	Note	Coupons Date	Curr. coupon value	Trading Unit	Government Bonds	Price min	Price max	Closing price	Previous closing price/date	Volume	Transactions Value	Price	Last order Buy / Sell	Date
4,500,000	1,000.00	1.88	Actual/Actual	04/02/2035	15	---	04/02	1.88	1	GGB-FXD-040235-15Y-1.875-1.000	---	---	---	---	---	---	---	---	---
2,500,000	1,000.00	3.45	Actual/Actual	02/04/2024	5	---	02/04	3.45	1	GGB-FXD-020424-05Y-3.450-1.000	---	---	---	---	---	---	---	---	---
6,000,000	1,000.00	0.75	Actual/Actual	18/06/2031	10	---	18/06	0.75	1	GGB-FXD-180631-10Y-0.750-1.000	---	---	---	---	---	---	---	---	---
2,500,000	1,000.00	3.88	Actual/Actual	15/06/2028	5	---	15/06	3.88	1	GGB-FXD-150628-05Y-3.875-1.000	---	---	---	---	---	---	---	---	---
5,962,747,327	1.00	3.75	Actual/Actual	30/01/2028	10	---	/02 - 01/02 - 31/	3.75	1	GGB-FXD-300128-10Y-3.750-1.00	---	---	---	85.4610 13/07/2018	---	---	1.0000	B	28/11/2018
7,067,309,386	1.00	3.90	Actual/Actual	30/01/2033	15	---	/02 - 01/02 - 31/	3.90	1	GGB-FXD-300133-15Y-3.900-1.00	---	---	---	78.6730 13/07/2018	---	---	1.0000	B	28/11/2018
5,472,848,349	1.00	4.00	Actual/Actual	30/01/2037	19	---	/02 - 01/02 - 31/	4.00	1	GGB-FXD-300137-19Y-4.000-1.00	---	---	---	77.0370 13/07/2018	---	---	1.0000	B	28/11/2018
5,276,770,669	1.00	4.20	Actual/Actual	30/01/2042	24	---	/02 - 01/02 - 31/	4.20	1	GGB-FXD-300142-24Y-4.200-1.00	---	---	---	77.7640 13/07/2018	---	---	1.0000	B	28/11/2018
48,794,718	1.00	4.30	Actual/Actual	24/02/2024	12	---	24/02	4.30	1	GGB-FXD-240224-12Y-2.000-1.00	---	---	---	10.0000 22/06/2015	---	---	---	---	---
40,248,141	1.00	4.30	Actual/Actual	24/02/2025	13	---	24/02	4.30	1	GGB-FXD-240225-13Y-2.000-1.00	---	---	---	10.0000 22/06/2015	---	---	---	---	---
59,586,043	1.00	4.30	Actual/Actual	24/02/2026	14	---	24/02	4.30	1	GGB-FXD-240226-14Y-2.000-1.00	---	---	---	10.0000 22/06/2015	---	---	---	---	---
41,118,344	1.00	4.30	Actual/Actual	24/02/2027	15	---	24/02	4.30	1	GGB-FXD-240227-15Y-2.000-1.00	---	---	---	10.0000 22/06/2015	---	---	---	---	---
45,137,734	1.00	4.30	Actual/Actual	24/02/2028	16	---	24/02	4.30	1	GGB-FXD-240228-16Y-2.000-1.00	---	---	---	10.0000 22/06/2015	---	---	---	---	---
61,768,888	1.00	4.30	Actual/Actual	24/02/2029	17	---	24/02	4.30	1	GGB-FXD-240229-17Y-2.000-1.00	---	---	---	10.0000 22/06/2015	---	---	---	---	---
54,567,744	1.00	4.30	Actual/Actual	24/02/2030	18	---	24/02	4.30	1	GGB-FXD-240230-18Y-2.000-1.00	---	---	---	10.0000 22/06/2015	---	---	---	---	---
37,541,515	1.00	4.30	Actual/Actual	24/02/2031	19	---	24/02	4.30	1	GGB-FXD-240231-19Y-2.000-1.00	---	---	---	10.0000 22/06/2015	---	---	---	---	---
37,558,317	1.00	4.30	Actual/Actual	24/02/2032	20	---	24/02	4.30	1	GGB-FXD-240232-20Y-2.000-1.00	---	---	---	10.0000 22/06/2015	---	---	---	---	---
37,473,732	1.00	4.30	Actual/Actual	24/02/2033	21	---	24/02	4.30	1	GGB-FXD-240233-21Y-2.000-1.00	---	---	---	10.0000 22/06/2015	---	---	---	---	---
33,888,293	1.00	4.30	Actual/Actual	24/02/2034	22	---	24/02	4.30	1	GGB-FXD-240234-22Y-2.000-1.00	---	---	---	10.0000 22/06/2015	---	---	---	---	---
35,177,800	1.00	4.30	Actual/Actual	24/02/2035	23	---	24/02	4.30	1	GGB-FXD-240235-23Y-2.000-1.00	---	---	---	10.0000 22/06/2015	---	---	---	---	---
35,547,268	1.00	4.30	Actual/Actual	24/02/2036	24	---	24/02	4.30	1	GGB-FXD-240236-24Y-2.000-1.00	---	---	---	10.0000 22/06/2015	---	---	---	---	---
40,246,306	1.00	4.30	Actual/Actual	24/02/2037	25	---	24/02	4.30	1	GGB-FXD-240237-25Y-2.000-1.00	---	---	---	10.0000 22/06/2015	---	---	---	---	---
37,643,952	1.00	4.30	Actual/Actual	24/02/2038	26	---	24/02	4.30	1	GGB-FXD-240238-26Y-2.000-1.00	---	---	---	10.0000 22/06/2015	---	---	---	---	---
36,977,100	1.00	4.30	Actual/Actual	24/02/2039	27	---	24/02	4.30	1	GGB-FXD-240239-27Y-2.000-1.00	---	---	---	10.0000 22/06/2015	---	---	---	---	---
41,615,000	1.00	4.30	Actual/Actual	24/02/2040	28	---	24/02	4.30	1	GGB-FXD-240240-28Y-2.000-1.00	---	---	---	10.0000 22/06/2015	---	---	---	---	---
42,227,208	1.00	4.30	Actual/Actual	24/02/2041	29	---	24/02	4.30	1	GGB-FXD-240241-29Y-2.000-1.00	---	---	---	10.0000 22/06/2015	---	---	---	---	---
68,288,487	1.00	4.30	Actual/Actual	24/02/2042	30	---	24/02	4.30	1	GGB-FXD-240242-30Y-2.000-1.00	---	---	---	10.0000 22/06/2015	---	---	---	---	---
4,000,000	1,000.00	3.88	Actual/Actual	12/03/2029	10	---	12/03	3.88	1	GGB-FXD-120329-10Y-3.875-1.000	---	---	---	---	---	---	100.0000	B	15/10/2019
4,500,000	1,000.00	0.00	Actual/Actual	12/02/2026	5	---	12/02	0.00	1	GGB-FXD-120226-05Y-0.000-1.000	---	---	---	---	---	---	---	---	---
3,000,000	1,000.00	3.38	Actual/Actual	15/02/2025	7	---	15/02	3.38	1	GGB-FXD-150225-07Y-3.375-1.000	---	---	---	---	---	---	---	---	---
964,000	1,000.00	3.25	Actual/Actual	20/03/2025	6	---	20/03	3.25	1	GGB-FXD-200325-06Y-3.250-1.000	---	---	---	---	---	---	---	---	---
2,100,000	1,000.00	3.55	Actual/Actual	20/03/2026	7	---	20/03	3.55	1	GGB-FXD-200326-07Y-3.550-1.000	---	---	---	---	---	---	---	---	---
40,000	1,000.00	2.18	FLR Actual/360	16/09/2023	1	---	16/03 - 16/09	---	1	GGB-FLT-160923-01Y-2.178-1.000	---	---	---	---	---	---	---	---	---
5,500,000	1,000.00	1.50	Actual/Actual	18/06/2030	10	---	18/06	1.50	1	GGB-FXD-180630-10Y-1.500-1.000	---	---	---	---	---	---	---	---	---

Government Bonds Notes

Transactions Volume = (Pieces) * (Nominal Price). Transactions Value = (Pieces) * (Nominal Price) * (price %) + (Accrued interest).
The Value of current coupon for the issues with NV 0.01 euro refers to NV 100 euros
FLR: Floating Interest Rate.
[1] - The Expiration Date of the interest bearing period and the Date for coupon payment.

Government Bonds

Number Listed Bonds	Nominal price	Today's Rate	Accrued Interest Calc	Exp. Date [1]	Duration (years)	Note	Coupons Date	Curr. coupon value	Trading Unit	Government Bonds	Price min	Price max	Closing price	Previous closing price/date	Volume	Transactions Value	Price	Last order Buy / Sell	Date
5,364,250	1,000.00	3.25	Actual/Actual	20/03/2050	30	---	20/03	3.25	1	GGB-FXD-200350-30Y-3.250-1.000	---	---	---	---	---	---	---	---	---
3,924,361	1,000.00	2.00	Actual/Actual	22/04/2027	7	---	22/04	2.00	1	GGB-FXD-220427-07Y-2.000-1.000	---	---	---	---	---	---	99.9000	B	22/04/2020
2,500,000	1,000.00	1.88	Actual/Actual	23/07/2026	7	---	23/07	1.88	1	GGB-FXD-230726-07Y-1.875-1.000	---	---	---	---	---	---	---	---	---
3,800,000	1,000.00	4.25	Actual/Actual	15/06/2033	10	---	15/06	4.25	1	GGB-FXD-150633-10Y-4.250-1.000	---	---	---	---	---	---	---	---	---
3,500,000	1,000.00	1.88	Actual/Actual	24/01/2052	30	---	24/01	1.88	1	GGB-FXD-240152-30Y-1.875-1.000	---	---	---	---	---	---	---	---	---
3,700,000	1,000.00	1.75	Actual/Actual	18/06/2032	10	---	18/06	1.75	1	GGB-FXD-180632-10Y-1.750-1.000	---	---	---	---	---	---	---	---	---
2,200,000	1,000.00	1.13	FLR Actual/360	15/12/2027	5	---	- 15/12 - 15/03 -	---	1	GGB-FLT-151227-05Y-1.130-1.000	---	---	---	---	---	---	102.1600	B	30/12/2022

Government Bonds Notes

Transactions Volume = (Pieces) * (Nominal Price). Transactions Value = (Pieces) * (Nominal Price) * (price %) + (Accrued interest).
The Value of current coupon for the issues with NV 0.01 euro refers to NV 100 euros
FLR: Floating Interest Rate.
[1] - The Expiration Date of the interest bearing period and the Date for coupon payment.

Treasury Bills & Zero Coupon Government Bonds

	13-Week Maturity									26-Week Maturity								52-Week Maturity									
Issue Date	Exp. Date	Initial Rate	Num Listed Bonds	Nominal price	Issue price	Last Trade Price	Last Trade Date	Volume Traded	Note	Exp. Date	Initial Rate	Num Listed Bonds	Nominal price	Issue price	Last Trade Price	Last Trade Date	Volume Traded	Note	Exp. Date	Initial Rate	Num Listed Bonds	Nominal price	Issue price	Last Trade Price	Last Trade Date	Volume Traded	Note
10/06/2022	---	---	---	---	---	---	---	---	---	---	---	---	---	---	---	---	---	---	09/06/2023	0.83	1,600,000	1,000.00	991.68	---	---	---	---
09/09/2022	---	---	---	---	---	---	---	---	---	---	---	---	---	---	---	---	---	---	08/09/2023	1.97	1,000,000	1,000.00	980.47	---	---	---	---
09/12/2022	---	---	---	---	---	---	---	---	---	---	---	---	---	---	---	---	---	---	08/12/2023	2.73	600,000	1,000.00	973.10	---	---	---	---
10/03/2023	---	---	---	---	---	---	---	---	---	---	---	---	---	---	---	---	---	---	08/03/2024	3.75	1,000,000	1,000.00	963.46	---	---	---	---

Bonds in Circulation	Currency / Min nominal traded Value	Coupons Payment Date	Current Coupon Value	Note	Coupon	Trading Unit	Issue Date	Duration (years)	Today's Interest	A.I.C in days	Bonds	Last price of previous days		Last Outcry in Cash (euro)			Trades in Pieces	Life min	Life Max
												Price	Buy / Sell	Date					
Corporate Bonds in Foreign Currency and Euro																			
103,746	GBP / 10	01/12	0.25	---	64	1	01/12/1930	98	2.5	360	National Mortgage Bank	2.27	05/02/1996	2.27	S	05/02/1996	---	2.27	2.27
0	GBP / 10	01/12	0.25	---	66	1	01/12/1928	100	2.5	360	National Mortgage Bank	---	---	---	---	---	---	---	---

Government Bonds Notes

A.I.C: Accrued Interest Calculation base.
FLR: Floating Interest Rate.
The minimum tradeable Nominal Value for all Demeterialised Government Titles is 100 Euros.
(μτφρ-0)

Athex & ATHEXClear Members List

Member Name			Stock Market			Derivatives Market		ATHEXClear Member	
Address	Phone	Fax	Market Member	Remote Member	Market Maker	Proprietary	Market Maker	General Clearing	Direct Clearing
A. SARRIS SECURITIES S.A.			a						
6, ΔΡΑΓΑΤΣΑΝΙΟΥ 6 ATHINA	2103367700								
AEONIC SECURITIES C.I.F. P.L.C.			a						
, ΛΑΪΟΥ 6, ΓΡ. 301B, ANNA COURT	35725337600								
ALPHA BANK S.A.								a	
, ΣΤΑΔΙΟΥ 40 ATHINA	2103260000								
ALPHA FINANCE INVESTMENT SERVICES SINGLE MEMBER SA			a		a	a	a		a
5, ΠΑΝΕΠΙΣΤΗΜΙΟΥ 45 ATHINA	2103677400								
ARGUS STOCKBROKERS LTD			a	a		a			
25 , 25 ΛΕΩΦΟΡΟΣ ΔΗΜΟΣΘΕΝΗ ΣΕΒΕΡΗ	0035722717000								
ATLANTIC SECURITIES LTD			a	a					
37, ΠΡΟΔΡΟΜΟΥ 37	0035722445400								
AXON SECURITIES S.A.			a			a			
48, ΣΤΑΔΙΟΥ 48 ATHINA	2103363800								
BETA SECURITIES S.A.			a		a	a			a
29 , Λ.ΑΛΕΞΑΝΔΡΑΣ 29 ATHINA	2106478930								
BNP PARIBAS S.A.								a	
, ΛΑΜΨΑΚΟΥ 2 ATHINA	2107468525								
BOFA SECURITIES EUROPE SA			a	a					
, 112 AVENUE KL?BER 75116	+33 153655555								
CAPITAL SECURITIES S.A.			a			a			
58, ΜΗΤΡΟΠΟΛΕΩΣ 58 ATHINA	2103369700								
CITIGROUP GLOBAL MARKETS EUROPE AG			a	a					
16, REUTERWEG 16	+49 691366-0								
CITIGROUP GLOBAL MARKETS LIMITED			a						
1, 33 CANADA SQUARE -CANARY WHARF	+44 02079864000								
CREDIT SUISSE BANK (EUROPE), S.A.			a	a					
, CALLE AYALA 42, 3A PLANTA-B MADRID	+34917916000								
CREDIT SUISSE SECURITIES (EUROPE) LIMITED			a						
1 , ONE CABOT SQUARE LONDON	+44 2078888888								
CYCLOS SECURITIES S.A.			a			a			
39, ΧΑΡΙΛΑΟΥ ΤΡΙΚΟΥΠΗ 6-8-10 ATHINA	2103364300								
DEUTSCHE BANK S.A.				a					
1 , GREAT WINCHESTER STREET LONDON	+44 20 754 54209	00441133361437							
EUROBANK EQUITIES INVESTMENT FIRM SINGLE MEMBER SA			a		a	a	a		a
, ΦΙΛΕΛΛΗΝΩΝ 10 & ΞΕΝΟΦΩΝΤΟΣ 13 ATHINA	2103720425								
EUROBANK S.A.								a	
, ΟΘΩΝΟΣ 8 ATHINA	2103337000								
EUROCORP INVESTMENT SERVICES S.A.			a			a			a
14, ΠΛ.ΦΙΛΙΚΗΣ ΕΤΑΙΡΕΙΑΣ 14 ATHINA	2107263600								
EUOTRUST INVESTMENT FIRM SA			a						
113, ΣΕΒΑΣΤΟΥΠΟΛΕΩΣ 113 ATHINA	2103363100								
EUROXX SECURITIES S.A.			a		a	a	a		a
7, ΠΑΛΑΙΟΛΟΓΟΥ ΧΑΛΑΝΔΡΙ	(210)-6879400	(210)-6879401							
7, PALEOLOGOU CHALANDRI	+30 2106879400	210-6879401							
FREEDOM FINANCE EUROPE LTD				a					
, ΧΡΙΣΤΑΚΗ ΚΡΑΝΟΥ 20	035725257786								
G. A. PERVANAS SECURITIES- INVESTMENT SERVICES S.A.			a						
7-9, ΣΟΦΟΚΛΕΟΥΣ 7-9 ATHINA	2103727200								
GLOBAL CAPITAL SECURITIES & FINANCIAL SERVICES LTD			a	a					
50, Λ.ΑΡΧΙΕΠΙΣΚΟΠΟΥ ΜΑΚΑΡΙΟΥ Γ'50	0035722710710								
GREENPOST TRADING EUROPE LTD				a					
, KIMONOS 3, ACROPOLIS MANSIONS, 2ND FLOOR, FLAT/OFFICE 202	035722521389								
HELLENIC AMERICAN SECURITIES S.A.			a		a	a			a
27, ΑΝΔΡΕΑ ΠΑΠΑΝΔΡΕΟΥ 27 MAROUSI	2103311100								
HELLENIC BANK (INVESTMENTS) LTD				a					
, AVE.KYRIAKOU MATSI 31 - PO BOX 24747 NICOSIA	+357 22500100	357 22500110							
HSBC CONTINENTAL EUROPE								a	
109-111, Λ.ΜΕΣΟΓΕΙΩΝ 109-111	2106960000								
INDEX SECURITIES S.A.			a						
6, ΔΡΑΓΑΤΣΑΝΙΟΥ 6 ATHINA	2103213920								
J. CHR. MAVRIKIS SECURITIES S.A.			a						
5, ΣΟΦΟΚΛΕΟΥΣ 5 ATHINA	2103216730								

Athex & ATHEXClear Members List

Member Name			Stock Market			Derivatives Market		ATHEXClear Member	
Address	Phone	Fax	Market Member	Remote Member	Market Maker	Proprietary	Market Maker	General Clearing	Direct Clearing
KAPPA SECURITIES S.A.			a			a			
15, ΒΑΛΛΑΩΡΙΤΟΥ 15 ATHINA	2103678600								
KARAMANOF SECURITIES & INVESTMENT SERVICES S.A.			a						
2, ΠΛ.ΑΓ.ΘΕΟΔΩΡΩΝ 2 ATHINA	2103212947								
LAIKI FINANCIAL SERVICES LTD				a					
26, AVE. VYRONOS NICOSIA	357 22367367	357 22718567							
LEON DEPOLAS SECURITIES S.A.			a		a	a			
1, ΧΡΗΣΤΟΥ ΛΑΔΑ 1 ATHINA	2103213276 -28								
MEGA EQUITY SECURITIES & FINANCIAL SERVICES PUBLIC LTD			a	a		a			
42-44, ΛΕΩΦ.ΓΡΙΒΑΔΙΓΕΝΗ 42-44	0035722711711								
MERIT SECURITIES S.A			a		a	a			a
5, ΣΟΦΟΚΛΕΟΥΣ 5 ATHINA	2103671880								
MERRILL LYNCH INTERNATIONAL			a						
2 , 2 KING EDWARD STREET LONDON	+44 20276281000								
N. CHRYSOCHOIDIS SECURITIES S.A.			a			a			a
7-9, ΣΟΦΟΚΛΕΟΥΣ 7-9 ATHINA	2103213913								
NATIONAL BANK OF GREECE S.A.			a			a		a	
86, ΑΙΟΛΟΥ STR. ATHINA	(210)-3341000	(210)-3228187							
68, ΑΚΑΔΙΜΙΑΣ STR. ATHINA	(210)-3328817	(210)-3328678							
NATIONAL SECURITIES SINGLE MEMBER SA			a		a	a	a		
66, ΛΕΩΦΟΡΟΣ ΑΘΗΝΩΝ 128-132 & ΙΦΙΓΕΝΙΑΣ ATHINA	2103328784								
NUNTIIUS BROKERAGE AND INVESTMENT SERVICES S.A			a						
6, ΔΡΑΓΑΤΣΑΝΙΟΥ 6 ATHINA	2103350599								
ONE PLUS CAPITAL LIMITED			a	a					
, 75 PRODRAMOU AVENUE NICOSIA 1307	35722873760								
OPTIMA BANK S.A.			a		a	a	a	a	
32 , ΑΙΓΙΑΛΕΙΑΣ 32 & ΠΑΡΑΔΕΙΣΟΥ MAROUSI	2108173663								
PANCRETA BANK S.A								a	
, ΙΚΑΡΟΥΣ 5	2810 338800								
PANTELAKIS SECURITIES S.A.			a		a	a	a		
57, ΕΘΝΙΚΗΣ ΑΝΤΙΣΤΑΣΕΩΣ 57, ΚΤΙΡΙΟ Β CHALANDRI	2106965000								
PEGASUS SECURITIES S.A			a			a			
17 , ΒΑΛΛΑΩΡΙΤΟΥ 17 & ΑΜΕΡΙΚΗΣ ATHINA	2103670700								
PIRAEUS BANK S.A.			a			a		a	
, ΑΜΕΡΙΚΗΣ 4 ATHINA	2103335000								
PIRAEUS SECURITIES S. A.			a		a	a	a		a
10, ΣΤΑΔΙΟΥ 10 ATHINA	2103354100								
PROCHOICE SECURITIES LTD			a	a					
57, ΛΕΩΦ.ΣΠΥΡΟΥ ΚΥΠΡΙΑΝΟΥ 57, ΑΚΙΝΗΤΑ Φ	035724661192								
SHARELINK SECURITIES & FINANCIAL SERVICES LTD			a			a			
6 , HOUSE-ΘΕΟΤΟΚΗ 6 ΜΕΓΑΡΟ ΕΛΛΗΝΑ	+357 22554200								
SOCIETE GENERALE S.A.			a	a		a			
, 17 COURS VALMY, CEDEX	+157290504								
SOLIDUS SECURITIES S.A			a			a			a
64, ΛΟΥΙΖΗΣ ΡΙΑΝΚΟΥΡ 64 ATHINA	2106900600								
ST. EM. LAVRENTAKIS SECURITIES S.A.			a			a			
7-9, ΣΟΦΟΚΛΕΟΥΣ 7-9 ATHINA	2103213336								
THE CYPRUS INVESTMENT & & SECURITIES CORPORATION LTD			a	a					
154, ΑΓΙΟΥ ΠΡΟΚΟΠΙΟΥ & ΠΟΣΕΙΔΩΝΟΣ 1	00357222121700								
UBS EUROPE SE			a	a					
, OPERNTURM, BOCKENHEIMER LANDSTRASSE 2-4	496921790								
UBS LIMITED				a					
1 , FINSBURY AVENUE LONDON	+44 2075687135								

List of Stocks under Market Making operations

Securities	Stock Category
Market Maker	Start Market Making
MLS MULTIMEDIA SA (CR)	Suspension Status
PIRAEUS SECURITIES S. A.	01/08/2019
ALPHA ETF FTSE Athex Large Cap	Exchange Traded Funds (ETFs)
ALPHA FINANCE INVESTMENT SERVICES SINGLE MEMBER SA	02/01/1900
NATIONAL SECURITIES SINGLE MEMBER SA	02/01/1900
ADMIE (IPTO) HOLDING S.A. (CR)	Main Market
EUROBANK EQUITIES INVESTMENT FIRM SINGLE MEMBER SA	24/05/2021
HELLENIC AMERICAN SECURITIES S.A.	09/03/2020
PIRAEUS SECURITIES S. A.	29/06/2017
AEGEAN AIRLINES (CR)	Main Market
EUROBANK EQUITIES INVESTMENT FIRM SINGLE MEMBER SA	22/09/2020
ALPHA SERVICES HOLD (CR)	Main Market
ALPHA FINANCE INVESTMENT SERVICES SINGLE MEMBER SA	29/02/2016
EUROBANK EQUITIES INVESTMENT FIRM SINGLE MEMBER SA	22/10/2006
HELLENIC AMERICAN SECURITIES S.A.	25/07/2014
LEON DEPOLAS SECURITIES S.A.	04/01/2016
MERIT SECURITIES S.A	03/09/2012
NATIONAL SECURITIES SINGLE MEMBER SA	02/01/1900
PIRAEUS SECURITIES S. A.	28/05/2009
ALPHA TRUST (CR)	Main Market
EUROBANK EQUITIES INVESTMENT FIRM SINGLE MEMBER SA	06/02/2023
LEON DEPOLAS SECURITIES S.A.	04/01/2021
ANDROMEDA SA (CR)	Main Market
BETA SECURITIES S.A.	15/02/2021
OPTIMA BANK S.A.	03/04/2023
ATTICA BANK S.A. (CR)	Main Market
EUROXX SECURITIES S.A.	22/01/2016
PIRAEUS SECURITIES S. A.	20/09/2017
AUSTRIACARD (CB)	Main Market
BETA SECURITIES S.A.	23/03/2023
AUTOHELLAS SA (CR)	Main Market
ALPHA FINANCE INVESTMENT SERVICES SINGLE MEMBER SA	01/07/2019
EUROXX SECURITIES S.A.	02/07/2018
AVAX S.A. (CR)	Main Market
EUROBANK EQUITIES INVESTMENT FIRM SINGLE MEMBER SA	14/12/2015
PIRAEUS SECURITIES S. A.	01/02/2021
AVE (CR)	Main Market
EUROXX SECURITIES S.A.	05/06/2020
BRIQ PROPERTIES (CR)	Main Market
EUROBANK EQUITIES INVESTMENT FIRM SINGLE MEMBER SA	09/09/2019
LEON DEPOLAS SECURITIES S.A.	22/02/2021
CC HBC AG (CR)	Main Market
BETA SECURITIES S.A.	08/03/2021
NATIONAL SECURITIES SINGLE MEMBER SA	02/01/1900
PIRAEUS SECURITIES S. A.	04/05/2015
CENERGY HOLDINGS (CB)	Main Market
ALPHA FINANCE INVESTMENT SERVICES SINGLE MEMBER SA	02/01/2016
EUROBANK EQUITIES INVESTMENT FIRM SINGLE MEMBER SA	02/01/2016
OPTIMA BANK S.A.	14/03/2022
PANTELAKIS SECURITIES S.A.	27/12/2022
CNL CAPITAL (CR)	Main Market
MERIT SECURITIES S.A	01/10/2018
DIMAND (CR)	Main Market
ALPHA FINANCE INVESTMENT SERVICES SINGLE MEMBER SA	08/08/2022
EUROBANK EQUITIES INVESTMENT FIRM SINGLE MEMBER SA	08/08/2022
EKTER SA (CR)	Main Market
BETA SECURITIES S.A.	26/09/2022
EUROBANK EQUITIES INVESTMENT FIRM SINGLE MEMBER SA	16/10/2017
LEON DEPOLAS SECURITIES S.A.	21/05/2018
ELASTRON (CR)	Main Market
LEON DEPOLAS SECURITIES S.A.	20/02/2017
ELLAKTOR (CR)	Main Market
ALPHA FINANCE INVESTMENT SERVICES SINGLE MEMBER SA	18/03/2019
EUROBANK EQUITIES INVESTMENT FIRM SINGLE MEMBER SA	01/06/2012
EUROXX SECURITIES S.A.	24/09/2018
NATIONAL SECURITIES SINGLE MEMBER SA	02/01/1900
PIRAEUS SECURITIES S. A.	22/10/2018

List of Stocks under Market Making operations

Securities	Stock Category
Market Maker	Start Market Making
ELTON SA (CR)	Main Market
BETA SECURITIES S.A.	03/09/2012
EUROBANK EQUITIES INVESTMENT FIRM SINGLE MEMBER SA	28/11/2022
OPTIMA BANK S.A.	30/01/2023
ELVALHALCOR (CR)	Main Market
ALPHA FINANCE INVESTMENT SERVICES SINGLE MEMBER SA	07/05/2018
BETA SECURITIES S.A.	09/01/2023
EUROBANK EQUITIES INVESTMENT FIRM SINGLE MEMBER SA	07/05/2018
ENTERSOFT (CR)	Main Market
ALPHA FINANCE INVESTMENT SERVICES SINGLE MEMBER SA	23/03/2023
EUROBANK EQUITIES INVESTMENT FIRM SINGLE MEMBER SA	22/06/2020
EUROBANK HOLDINGS (CR)	Main Market
ALPHA FINANCE INVESTMENT SERVICES SINGLE MEMBER SA	09/01/2006
EUROBANK EQUITIES INVESTMENT FIRM SINGLE MEMBER SA	01/06/2012
HELLENIC AMERICAN SECURITIES S.A.	25/07/2014
LEON DEPOLAS SECURITIES S.A.	30/11/2018
MERIT SECURITIES S.A.	06/11/2017
NATIONAL SECURITIES SINGLE MEMBER SA	02/01/1900
PIRAEUS SECURITIES S. A.	28/09/2009
EUROCONSULTANTS S.A. (CR)	Main Market
OPTIMA BANK S.A.	01/02/2023
EYDAP S.A. (CR)	Main Market
ALPHA FINANCE INVESTMENT SERVICES SINGLE MEMBER SA	27/01/2020
EUROBANK EQUITIES INVESTMENT FIRM SINGLE MEMBER SA	10/06/2019
FOURLIS (CR)	Main Market
EUROBANK EQUITIES INVESTMENT FIRM SINGLE MEMBER SA	01/12/2016
PIRAEUS SECURITIES S. A.	06/03/2017
GEK TERNA (CR)	Main Market
BETA SECURITIES S.A.	08/03/2021
EUROBANK EQUITIES INVESTMENT FIRM SINGLE MEMBER SA	24/05/2021
PIRAEUS SECURITIES S. A.	29/08/2019
GR. SARANTIS S.A. (CR)	Main Market
BETA SECURITIES S.A.	14/05/2012
EUROBANK EQUITIES INVESTMENT FIRM SINGLE MEMBER SA	24/10/2016
HELLENIC EXCHANGES-A.S.E. (CR)	Main Market
HELLENIC AMERICAN SECURITIES S.A.	01/09/2014
NATIONAL SECURITIES SINGLE MEMBER SA	02/01/1900
PIRAEUS SECURITIES S. A.	04/05/2015
HELLENIQ ENERGY (CR)	Main Market
HELLENIC AMERICAN SECURITIES S.A.	14/09/2015
PIRAEUS SECURITIES S. A.	20/03/2017
IDEAL HOLDINGS (CR)	Main Market
EUROBANK EQUITIES INVESTMENT FIRM SINGLE MEMBER SA	07/06/2021
PIRAEUS SECURITIES S. A.	07/06/2021
INTERCONTINENTAL (CR)	Main Market
LEON DEPOLAS SECURITIES S.A.	03/06/2019
INTERLIFE G.C.I.(CR)	Main Market
BETA SECURITIES S.A.	24/10/2022
INTERWOOD-XYLEMPORIA (CR)	Main Market
EUROBANK EQUITIES INVESTMENT FIRM SINGLE MEMBER SA	05/07/2021
PANTELAKIS SECURITIES S.A.	01/07/2021
INTRAKAT (CR)	Main Market
BETA SECURITIES S.A.	04/10/2021
PANTELAKIS SECURITIES S.A.	10/10/2022
JUMBO SA (CR)	Main Market
BETA SECURITIES S.A.	01/02/2021
EUROBANK EQUITIES INVESTMENT FIRM SINGLE MEMBER SA	25/05/2020
MERIT SECURITIES S.A.	06/11/2017
PIRAEUS SECURITIES S. A.	06/03/2017
KLOUKINAS - LAPPAS SA (CR)	Main Market
OPTIMA BANK S.A.	02/01/2023
KRI-KRI S.A. (CR)	Main Market
EUROBANK EQUITIES INVESTMENT FIRM SINGLE MEMBER SA	07/05/2018
LEON DEPOLAS SECURITIES S.A.	16/01/2017
LAMDA DEVELOPMENT SA (CR)	Main Market
EUROBANK EQUITIES INVESTMENT FIRM SINGLE MEMBER SA	08/12/2014
PANTELAKIS SECURITIES S.A.	06/11/2017
PIRAEUS SECURITIES S. A.	29/06/2017

List of Stocks under Market Making operations

Securities	Stock Category
Market Maker	Start Market Making
LAMPSA HOTEL SA (CR)	Main Market
LEON DEPOLAS SECURITIES S.A.	16/01/2017
MIG (CR)	Main Market
EUROBANK EQUITIES INVESTMENT FIRM SINGLE MEMBER SA	23/03/2015
PIRAEUS SECURITIES S. A.	02/02/2009
MOTOR OIL (CR)	Main Market
BETA SECURITIES S.A.	08/03/2021
EUROBANK EQUITIES INVESTMENT FIRM SINGLE MEMBER SA	22/10/2006
LEON DEPOLAS SECURITIES S.A.	01/04/2019
MERIT SECURITIES S.A.	25/02/2019
NATIONAL SECURITIES SINGLE MEMBER SA	02/01/1900
PIRAEUS SECURITIES S. A.	04/05/2015
MPLE KEDROS (CR)	Main Market
MERIT SECURITIES S.A	30/09/2022
MYTILINEOS (CR)	Main Market
ALPHA FINANCE INVESTMENT SERVICES SINGLE MEMBER SA	15/04/2019
BETA SECURITIES S.A.	11/04/2022
EUROBANK EQUITIES INVESTMENT FIRM SINGLE MEMBER SA	20/09/2017
MERIT SECURITIES S.A	25/02/2019
NATIONAL SECURITIES SINGLE MEMBER SA	02/01/1900
PIRAEUS SECURITIES S. A.	04/05/2015
NATIONAL BANK (CR)	Main Market
ALPHA FINANCE INVESTMENT SERVICES SINGLE MEMBER SA	09/01/2006
EUROBANK EQUITIES INVESTMENT FIRM SINGLE MEMBER SA	22/10/2006
HELLENIC AMERICAN SECURITIES S.A.	25/07/2014
LEON DEPOLAS SECURITIES S.A.	20/05/2015
MERIT SECURITIES S.A	03/09/2012
NATIONAL SECURITIES SINGLE MEMBER SA	02/01/1900
PIRAEUS SECURITIES S. A.	08/09/2008
OPAP (CR)	Main Market
ALPHA FINANCE INVESTMENT SERVICES SINGLE MEMBER SA	09/01/2006
BETA SECURITIES S.A.	11/04/2022
EUROBANK EQUITIES INVESTMENT FIRM SINGLE MEMBER SA	22/10/2006
HELLENIC AMERICAN SECURITIES S.A.	25/07/2014
MERIT SECURITIES S.A	20/03/2017
NATIONAL SECURITIES SINGLE MEMBER SA	02/01/1900
PIRAEUS SECURITIES S. A.	04/05/2015
OTE (CR)	Main Market
ALPHA FINANCE INVESTMENT SERVICES SINGLE MEMBER SA	09/01/2006
BETA SECURITIES S.A.	11/04/2022
EUROBANK EQUITIES INVESTMENT FIRM SINGLE MEMBER SA	22/10/2006
HELLENIC AMERICAN SECURITIES S.A.	25/07/2014
LEON DEPOLAS SECURITIES S.A.	20/04/2015
MERIT SECURITIES S.A	20/03/2017
NATIONAL SECURITIES SINGLE MEMBER SA	02/01/1900
PIRAEUS SECURITIES S. A.	08/09/2008
P.P.A. S.A. (CR)	Main Market
EUROBANK EQUITIES INVESTMENT FIRM SINGLE MEMBER SA	06/02/2019
PAPOUTSANIS (CR)	Main Market
BETA SECURITIES S.A.	25/11/2013
PETROPOULOS PETROS (CR)	Main Market
EUROBANK EQUITIES INVESTMENT FIRM SINGLE MEMBER SA	01/04/2019
PANTELAKIS SECURITIES S.A.	16/03/2020
PIRAEUS FINANCIAL HOLD (CR)	Main Market
ALPHA FINANCE INVESTMENT SERVICES SINGLE MEMBER SA	15/04/2019
EUROBANK EQUITIES INVESTMENT FIRM SINGLE MEMBER SA	22/10/2006
EUROXX SECURITIES S.A.	15/02/2016
HELLENIC AMERICAN SECURITIES S.A.	25/07/2014
LEON DEPOLAS SECURITIES S.A.	30/11/2018
MERIT SECURITIES S.A	16/09/2013
NATIONAL SECURITIES SINGLE MEMBER SA	02/01/1900
PIRAEUS SECURITIES S. A.	16/02/2009

List of Stocks under Market Making operations

Securities	Stock Category
Market Maker	Start Market Making
PPC (CR)	Main Market
ALPHA FINANCE INVESTMENT SERVICES SINGLE MEMBER SA	09/01/2006
BETA SECURITIES S.A.	01/02/2021
EUROBANK EQUITIES INVESTMENT FIRM SINGLE MEMBER SA	22/10/2006
HELLENIC AMERICAN SECURITIES S.A.	01/09/2014
MERIT SECURITIES S.A	06/11/2017
NATIONAL SECURITIES SINGLE MEMBER SA	02/01/1900
PIRAEUS SECURITIES S. A.	28/09/2009
PREMA (CR)	Main Market
BETA SECURITIES S.A.	01/06/2021
LEON DEPOLAS SECURITIES S.A.	05/12/2022
PANTELAKIS SECURITIES S.A.	23/12/2021
PROFILE SA (CR)	Main Market
OPTIMA BANK S.A.	03/04/2023
PANTELAKIS SECURITIES S.A.	01/07/2019
QUALITY & RELIABILITY SA (CR)	Main Market
OPTIMA BANK S.A.	03/01/2023
QUEST HOLDINGS (CR)	Main Market
BETA SECURITIES S.A.	26/03/2018
EUROBANK EQUITIES INVESTMENT FIRM SINGLE MEMBER SA	28/01/2019
SIDMA STEEL (CR)	Main Market
LEON DEPOLAS SECURITIES S.A.	06/06/2022
SPACE HELLAS SA (CR)	Main Market
MERIT SECURITIES S.A	09/12/2022
TECHNICAL OLYMPIC SA (CR)	Main Market
BETA SECURITIES S.A.	04/04/2022
TERNA ENERGY (CR)	Main Market
EUROBANK EQUITIES INVESTMENT FIRM SINGLE MEMBER SA	24/05/2021
PIRAEUS SECURITIES S. A.	09/12/2019
THRACE PLASTICS SA (CR)	Main Market
ALPHA FINANCE INVESTMENT SERVICES SINGLE MEMBER SA	26/03/2018
EUROBANK EQUITIES INVESTMENT FIRM SINGLE MEMBER SA	26/03/2018
TITAN CEMENT (CB)	Main Market
BETA SECURITIES S.A.	01/02/2021
EUROBANK EQUITIES INVESTMENT FIRM SINGLE MEMBER SA	06/11/2019
PIRAEUS SECURITIES S. A.	18/01/2021
TZIRAKIAN PROFIL (CR)	Main Market
LEON DEPOLAS SECURITIES S.A.	19/07/2021
VIOHALCO SA/NV (CB)	Main Market
ALPHA FINANCE INVESTMENT SERVICES SINGLE MEMBER SA	11/03/2008
EUROBANK EQUITIES INVESTMENT FIRM SINGLE MEMBER SA	04/03/2014
MERIT SECURITIES S.A	17/03/2014

Underlying Asset				Derivatives Market													
Price max	Price min	Closing price	change	Delivery Month	Open price	Price max	Price min	Last price	Closing price	Last Bid	Last Ask	Fixing price*	Life high	Life low	Trades	Volume	Open Interest
FTSE/Athex Large Cap				(Trade Unit: 1 Index Point x 2€, Cash Settlement)													
2,633.75	2,600.40	2,628.82	0.18%	May 2023	2,625.00	2,627.25	2,602.75	2,624.50	2,624.50	---	---	---	2,722.75	---	183	967	5,223
				June 2023	2,610.00	2,611.00	2,591.00	2,604.00	2,604.00	---	---	---	2,703.50	---	8	72	205
				July 2023	---	---	---	---	2,636.25	---	---	---	---	---	---	---	---
				September 2023	---	---	---	---	2,644.50	---	---	---	---	---	---	---	---
				December 2023	---	---	---	---	2,657.75	---	---	---	---	---	---	---	---
				March 2024	---	---	---	---	2,671.00	---	---	---	---	---	---	---	---
FTSE/Athex Banks				(Trade Unit: 1 Index Point x 15€, Cash Settlement)													
797.58	779.51	792.50	-0.30%	June 2023	788.50	788.50	784.00	784.00	784.00	---	---	---	848.25	---	4	30	1,010
				September 2023	---	---	---	---	801.00	---	---	---	---	---	---	---	---
				December 2023	---	---	---	---	805.00	---	---	---	---	---	---	---	---
				March 2024	---	---	---	---	809.00	---	---	---	---	---	---	---	---

Underlying Asset				Derivatives Market													
Price max	Price min	Closing price	change	Delivery Month	Open price	Price max	Price min	Last price	Closing price	Last Bid	Last Ask	Fixing price*	Life high	Life low	Trades	Volume	Open Interest
ADMIE (IPTO) HOLDING S.A. (CR)				(Contract Size: 100 Securities, Physical Delivery)													
1.798	1.73	1.798	2.16%	June 2023	1.75	1.77	1.74	1.77	1.77	---	---	---	1.92	---	12	246	12,644
				September 2023	---	---	---	---	1.77	---	---	---	---	---	---	---	---
				December 2023	---	---	---	---	1.78	---	---	---	---	---	---	---	---
				March 2024	---	---	---	---	1.79	---	---	---	---	---	---	---	---
AEGEAN AIRLINES (CR)				(Contract Size: 100 Securities, Physical Delivery)													
7.96	7.66	7.96	2.31%	June 2023	7.81	7.96	7.77	7.96	7.96	---	---	---	8.09	---	8	31	1,822
				September 2023	---	---	---	---	7.84	---	---	---	---	---	---	---	---
				December 2023	---	---	---	---	7.88	---	---	---	---	---	---	---	---
				March 2024	---	---	---	---	7.92	---	---	---	---	---	---	---	---
ALPHA SERVICES HOLD (CR)				(Contract Size: 100 Securities, Physical Delivery)													
1.1445	1.122	1.1385	0.31%	June 2023	1.14	1.15	1.13	1.15	1.15	---	---	---	1.52	---	115	4,479	133,545
				September 2023	---	---	---	---	1.17	---	---	---	1.25	---	---	---	30
				December 2023	---	---	---	---	1.15	---	---	---	---	---	---	---	---
				March 2024	---	---	---	---	1.16	---	---	---	---	---	---	---	---
AUTOHELLAS SA (CR)				(Contract Size: 100 Securities, Physical Delivery)													
12.9	12.54	12.72	-0.63%	June 2023	---	---	---	---	12.78	---	---	---	13.00	---	---	---	71
				September 2023	---	---	---	---	12.90	---	---	---	---	---	---	---	---
				December 2023	---	---	---	---	12.96	---	---	---	---	---	---	---	---
				March 2024	---	---	---	---	13.03	---	---	---	---	---	---	---	---
AVAX S.A. (CR)				(Contract Size: 100 Securities, Physical Delivery)													
0.9	0.865	0.871	-2.46%	June 2023	0.860	0.860	0.860	0.860	0.860	---	---	---	0.900	---	1	5	362
				September 2023	---	---	---	---	0.900	---	---	---	---	---	---	---	---
				December 2023	---	---	---	---	0.904	---	---	---	---	---	---	---	---
				March 2024	---	---	---	---	0.909	---	---	---	---	---	---	---	---
CC HBC AG (CR)				(Contract Size: 100 Securities, Physical Delivery)													
27.78	27.42	27.5	0.37%	June 2023	26.84	26.84	26.84	26.84	26.84	---	---	---	26.84	---	1	3	434
				September 2023	---	---	---	---	27.61	---	---	---	---	---	---	---	---
				December 2023	---	---	---	---	27.75	---	---	---	---	---	---	---	---
				March 2024	---	---	---	---	27.89	---	---	---	---	---	---	---	---
CENERGY HOLDINGS (CB)				(Contract Size: 100 Securities, Physical Delivery)													
4.7	4.44	4.575	-2.56%	June 2023	4.65	4.65	4.47	4.57	4.57	---	---	---	4.76	---	33	86	5,895
				September 2023	---	---	---	---	4.76	---	---	---	4.35	---	---	---	5
				December 2023	---	---	---	---	4.76	---	---	---	---	---	---	---	---
				March 2024	---	---	---	---	4.78	---	---	---	---	---	---	---	---

Derivatives notes

Fixing prices and final open positions can be retrieved from the following path <http://www.helex.gr/el/web/guest/statistics-end-of-day-derivatives>

Underlying Asset				Derivatives Market													
Price max	Price min	Closing price	change	Delivery Month	Open price	Price max	Price min	Last price	Closing price	Last Bid	Last Ask	Fixing price*	Life high	Life low	Trades	Volume	Open Interest
ELLAKTOR (CR)				(Contract Size: 100 Securities, Physical Delivery)													
2.04	1.94	2.04	3.24%	June 2023	1.97	1.97	1.96	1.96	1.96	---	---	---	2.17	---	2	9	883
				September 2023	---	---	---	---	1.99	---	---	---	---	---	---	---	---
				December 2023	---	---	---	---	2.00	---	---	---	---	---	---	---	---
				March 2024	---	---	---	---	2.01	---	---	---	---	---	---	---	---
ELVALHALCOR (CR)				(Contract Size: 100 Securities, Physical Delivery)													
1.742	1.678	1.686	-2.99%	June 2023	1.78	1.78	1.68	1.68	1.68	---	---	---	1.79	---	40	81	1,352
				September 2023	---	---	---	---	1.75	---	---	---	---	---	---	---	---
				December 2023	---	---	---	---	1.76	---	---	---	---	---	---	---	---
				March 2024	---	---	---	---	1.77	---	---	---	---	---	---	---	---
EUROBANK HOLDINGS (CR)				(Contract Size: 100 Securities, Physical Delivery)													
1.29	1.232	1.26	-1.56%	June 2023	1.28	1.28	1.24	1.25	1.25	---	---	---	1.46	---	82	965	31,117
				September 2023	---	---	---	---	1.29	---	---	---	---	---	---	---	---
				December 2023	---	---	---	---	1.30	---	---	---	---	---	---	---	---
				March 2024	---	---	---	---	1.30	---	---	---	---	---	---	---	---
EYDAP S.A. (CR)				(Contract Size: 100 Securities, Physical Delivery)													
6.54	6.12	6.54	3.81%	June 2023	6.32	6.54	6.32	6.54	6.54	---	---	---	6.95	---	5	11	507
				September 2023	---	---	---	---	6.16	---	---	---	6.83	---	---	---	---
				December 2023	---	---	---	---	6.38	---	---	---	---	---	---	---	---
				March 2024	---	---	---	---	6.41	---	---	---	---	---	---	---	---
FOURLIS (CR)				(Contract Size: 100 Securities, Physical Delivery)													
4.005	3.96	3.96	-1.00%	June 2023	3.98	3.98	3.97	3.97	3.97	---	---	---	4.05	---	7	7	1,632
				September 2023	---	---	---	---	4.03	---	---	---	---	---	---	---	---
				December 2023	---	---	---	---	4.05	---	---	---	---	---	---	---	---
				March 2024	---	---	---	---	4.07	---	---	---	---	---	---	---	---
GEK TERNA (CR)				(Contract Size: 100 Securities, Physical Delivery)													
12.5	12.22	12.4	0.00%	June 2023	12.40	12.40	12.40	12.40	12.40	---	---	---	12.75	---	1	4	8,170
				September 2023	---	---	---	---	12.50	---	---	---	---	---	---	---	---
				December 2023	---	---	---	---	12.56	---	---	---	---	---	---	---	---
				March 2024	---	---	---	---	12.62	---	---	---	---	---	---	---	---
HELLENIC EXCHANGES-A.S.E. (CR)				(Contract Size: 100 Securities, Physical Delivery)													
4.23	3.98	4.2	4.74%	June 2023	3.92	4.08	3.92	4.01	4.01	---	---	---	4.23	---	11	52	1,791
				September 2023	---	---	---	---	4.04	---	---	---	---	---	---	---	---
				December 2023	---	---	---	---	4.06	---	---	---	---	---	---	---	---
				March 2024	---	---	---	---	4.08	---	---	---	---	---	---	---	---

Derivatives notes

Fixing prices and final open positions can be retrieved from the following path <http://www.helex.gr/el/web/guest/statistics-end-of-day-derivatives>

Underlying Asset				Derivatives Market													
Price max	Price min	Closing price	change	Delivery Month	Open price	Price max	Price min	Last price	Closing price	Last Bid	Last Ask	Fixing price*	Life high	Life low	Trades	Volume	Open Interest
HELLENIQ ENERGY (CR)				(Contract Size: 100 Securities, Physical Delivery)													
7.23	7.11	7.23	0.42%	June 2023	7.22	7.22	7.14	7.20	7.20	---	---	---	8.08	---	6	18	1,535
				September 2023	---	---	---	---	7.26	---	---	---	---	---	---	---	---
				December 2023	---	---	---	---	7.29	---	---	---	---	---	---	---	---
				March 2024	---	---	---	---	7.33	---	---	---	---	---	---	---	---
INTRACOM HOLDINGS (CR)				(Contract Size: 100 Securities, Physical Delivery)													
1.836	1.778	1.782	0.22%	June 2023	1.83	1.83	1.79	1.79	1.79	---	---	---	2.07	---	30	103	4,468
				September 2023	---	---	---	---	1.80	---	---	---	1.84	---	---	---	2
				December 2023	---	---	---	---	1.80	---	---	---	---	---	---	---	---
				March 2024	---	---	---	---	1.81	---	---	---	---	---	---	---	---
INTRAKAT (CR)				(Contract Size: 100 Securities, Physical Delivery)													
1.618	1.568	1.568	-2.97%	June 2023	1.60	1.60	1.58	1.58	1.58	---	---	---	1.79	---	16	111	8,093
				September 2023	---	---	---	---	1.64	---	---	---	1.69	---	---	---	30
				December 2023	---	---	---	---	1.64	---	---	---	---	---	---	---	---
				March 2024	---	---	---	---	1.64	---	---	---	---	---	---	---	---
JUMBO SA (CR)				(Contract Size: 100 Securities, Physical Delivery)													
21.26	20.72	21.02	0.57%	June 2023	20.90	20.96	20.80	20.90	20.90	---	---	---	21.48	---	7	18	370
				September 2023	---	---	---	---	21.06	---	---	---	---	---	---	---	---
				December 2023	---	---	---	---	21.17	---	---	---	---	---	---	---	---
				March 2024	---	---	---	---	21.27	---	---	---	---	---	---	---	---
LAMDA DEVELOPMENT SA (CR)				(Contract Size: 100 Securities, Physical Delivery)													
5.79	5.58	5.77	3.04%	June 2023	5.61	5.78	5.60	5.76	5.76	---	---	---	6.53	---	29	59	5,831
				September 2023	---	---	---	---	5.64	---	---	---	---	---	---	---	---
				December 2023	---	---	---	---	5.67	---	---	---	---	---	---	---	---
				March 2024	---	---	---	---	5.70	---	---	---	---	---	---	---	---
MIG (CR)				(Contract Size: 100 Securities, Physical Delivery)													
0.1218	0.1	0.11	-10.42%	June 2023	0.113	0.113	0.113	0.113	0.113	---	---	---	0.218	---	3	13	1,423
				September 2023	---	---	---	---	0.124	---	---	---	---	---	---	---	---
				December 2023	---	---	---	---	0.124	---	---	---	---	---	---	---	---
				March 2024	---	---	---	---	0.125	---	---	---	---	---	---	---	---
MOTOR OIL (CR)				(Contract Size: 100 Securities, Physical Delivery)													
21.8	21.4	21.64	0.19%	June 2023	21.63	21.82	21.46	21.82	21.82	---	---	---	25.05	---	19	65	1,283
				September 2023	21.11	21.11	21.11	21.11	21.11	---	---	---	22.18	---	1	7	49
				December 2023	---	---	---	---	21.88	---	---	---	---	---	---	---	---
				March 2024	---	---	---	---	21.99	---	---	---	---	---	---	---	---

Underlying Asset				Derivatives Market													
Price max	Price min	Closing price	change	Delivery Month	Open price	Price max	Price min	Last price	Closing price	Last Bid	Last Ask	Fixing price*	Life high	Life low	Trades	Volume	Open Interest
MYTILINEOS (CR)				(Contract Size: 100 Securities, Physical Delivery)													
26.3	25.56	26	-1.14%	June 2023	26.30	26.30	25.69	26.00	26.00	---	---	---	28.34	---	83	235	2,377
				September 2023	---	---	---	---	26.50	---	---	---	---	---	---	---	---
				December 2023	---	---	---	---	26.64	---	---	---	---	---	---	---	---
				March 2024	---	---	---	---	26.77	---	---	---	---	---	---	---	---
NATIONAL BANK (CR)				(Contract Size: 100 Securities, Physical Delivery)													
4.75	4.621	4.735	-0.10%	June 2023	4.75	4.75	4.65	4.72	4.72	---	---	---	5.46	---	75	806	20,016
				September 2023	---	---	---	---	4.78	---	---	---	---	---	---	---	---
				December 2023	---	---	---	---	4.80	---	---	---	---	---	---	---	---
				March 2024	---	---	---	---	4.82	---	---	---	---	---	---	---	---
OPAP (CR)				(Contract Size: 100 Securities, Physical Delivery)													
15.65	15.38	15.65	1.23%	June 2023	14.95	14.95	14.84	14.85	14.85	---	---	---	15.00	---	10	35	1,773
				September 2023	---	---	---	---	15.58	---	---	---	---	---	---	---	---
				December 2023	---	---	---	---	15.66	---	---	---	---	---	---	---	---
				March 2024	---	---	---	---	15.74	---	---	---	---	---	---	---	---
OTE (CR)				(Contract Size: 100 Securities, Physical Delivery)													
13.42	13.08	13.26	0.08%	June 2023	13.37	13.43	13.30	13.30	13.30	---	---	---	15.20	---	32	82	10,495
				September 2023	---	---	---	---	13.45	---	---	---	14.32	---	---	---	51
				December 2023	---	---	---	---	13.42	---	---	---	---	---	---	---	---
				March 2024	---	---	---	---	13.49	---	---	---	---	---	---	---	---
P.P.A. S.A. (CR)				(Contract Size: 100 Securities, Physical Delivery)													
19.1	18.9	18.96	-0.94%	June 2023	---	---	---	---	19.14	---	---	---	19.64	---	---	---	364
				September 2023	---	---	---	---	19.29	---	---	---	---	---	---	---	---
				December 2023	---	---	---	---	19.39	---	---	---	---	---	---	---	---
				March 2024	---	---	---	---	19.48	---	---	---	---	---	---	---	---
PIRAEUS FINANCIAL HOLD (CR)				(Contract Size: 100 Securities, Physical Delivery)													
2.164	2.1	2.164	1.12%	June 2023	2.15	2.17	2.11	2.16	2.16	---	---	---	2.46	---	149	3,480	82,462
				September 2023	---	---	---	---	2.16	---	---	---	---	---	---	---	---
				December 2023	---	---	---	---	2.17	---	---	---	---	---	---	---	---
				March 2024	---	---	---	---	2.18	---	---	---	---	---	---	---	---
PPC (CR)				(Contract Size: 100 Securities, Physical Delivery)													
7.95	7.7	7.95	1.66%	June 2023	8.04	8.04	7.74	7.87	7.87	---	---	---	8.38	---	50	196	22,255
				September 2023	---	---	---	---	7.88	---	---	---	---	---	---	---	---
				December 2023	---	---	---	---	7.92	---	---	---	---	---	---	---	---
				March 2024	---	---	---	---	7.96	---	---	---	---	---	---	---	---

Derivatives notes

Fixing prices and final open positions can be retrieved from the following path <http://www.helex.gr/el/web/guest/statistics-end-of-day-derivatives>

Underlying Asset				Derivatives Market													
Price max	Price min	Closing price	change	Delivery Month	Open price	Price max	Price min	Last price	Closing price	Last Bid	Last Ask	Fixing price*	Life high	Life low	Trades	Volume	Open Interest
QUEST HOLDINGS (CR)				(Contract Size: 100 Securities, Physical Delivery)													
4.99	4.805	4.99	1.01%	June 2023	---	---	---	---	4.88	---	---	---	5.21	---	---	---	97
				September 2023	---	---	---	---	4.98	---	---	---	---	---	---	---	---
				December 2023	---	---	---	---	5.00	---	---	---	---	---	---	---	---
				March 2024	---	---	---	---	5.03	---	---	---	---	---	---	---	---
TERNA ENERGY (CR)				(Contract Size: 100 Securities, Physical Delivery)													
20.3	19.39	19.8	-1.39%	June 2023	20.05	20.05	19.50	19.50	19.50	---	---	---	20.98	---	19	50	10,274
				September 2023	---	---	---	---	20.22	---	---	---	20.75	---	---	---	---
				December 2023	---	---	---	---	20.34	---	---	---	---	---	---	---	---
				March 2024	---	---	---	---	20.44	---	---	---	---	---	---	---	---
TITAN CEMENT (CB)				(Contract Size: 100 Securities, Physical Delivery)													
15.1	14.84	15.1	0.80%	June 2023	14.99	14.99	14.99	14.99	14.99	---	---	---	15.18	---	1	1	882
				September 2023	---	---	---	---	15.10	---	---	---	---	---	---	---	---
				December 2023	---	---	---	---	15.17	---	---	---	---	---	---	---	---
				March 2024	---	---	---	---	15.25	---	---	---	---	---	---	---	---
VIOHALCO SA/NV (CB)				(Contract Size: 100 Securities, Physical Delivery)													
4.94	4.77	4.8	-3.32%	June 2023	4.90	4.90	4.80	4.81	4.81	---	---	---	5.04	---	26	99	5,737
				September 2023	---	---	---	---	5.00	---	---	---	4.46	---	---	---	20
				December 2023	---	---	---	---	5.03	---	---	---	---	---	---	---	---
				March 2024	---	---	---	---	5.05	---	---	---	---	---	---	---	---

FTSE/Athex Large Cap

(Trade Unit: 1 Index Point x 2€ - Exercise Style: European, Cash Settlement)

Call Options															Put Options																				
May 2023								June 2023						Other Months		May 2023								June 2023						Other Months					
Exercise Price	Open price	Price max	Price min	Last price	Closing price	Volume	Open Interest	Open price	Price max	Price min	Last price	Closing price	Volume	Open Interest	Volume	Open Interest	Open price	Price max	Price min	Last price	Closing price	Volume	Open Interest	Open price	Price max	Price min	Last price	Closing price	Volume	Open Interest	Volume	Open Interest	Exercise Price		
1,725	-	-	-	-	-	-	-	0.00	0.00	0.00	-	872.00	-	-			-	-	-	-	-	-	-	0.00	0.00	0.00	-	0.01	-	-			1,725		
1,750	-	-	-	-	-	-	-	0.00	0.00	0.00	-	847.00	-	-			-	-	-	-	-	-	-	0.00	0.00	0.00	-	0.01	-	-			1,750		
1,775	-	-	-	-	-	-	-	0.00	0.00	0.00	-	822.00	-	-			-	-	-	-	-	-	-	0.00	0.00	0.00	-	0.02	-	-			1,775		
1,800	-	-	-	-	-	-	-	0.00	0.00	0.00	-	797.00	-	-			-	-	-	-	-	-	-	0.00	0.00	0.00	-	0.01	-	-			1,800		
1,825	-	-	-	-	-	-	-	0.00	0.00	0.00	-	772.00	-	-			-	-	-	-	-	-	-	0.00	0.00	0.00	-	0.01	-	-			1,825		
1,850	-	-	-	-	-	-	-	0.00	0.00	0.00	-	747.00	-	-			-	-	-	-	-	-	-	0.00	0.00	0.00	-	0.01	-	-			1,850		
1,875	-	-	-	-	-	-	-	0.00	0.00	0.00	-	723.00	-	-			-	-	-	-	-	-	-	0.00	0.00	0.00	-	0.01	-	-			1,875		
1,900	-	-	-	-	-	-	-	0.00	0.00	0.00	-	698.00	-	-			-	-	-	-	-	-	-	0.00	0.00	0.00	-	0.01	-	-			1,900		
1,925	-	-	-	-	-	-	-	0.00	0.00	0.00	-	673.00	-	-			-	-	-	-	-	-	-	0.00	0.00	0.00	-	0.01	-	-			1,925		
1,950	-	-	-	-	-	-	-	0.00	0.00	0.00	-	648.00	-	-			-	-	-	-	-	-	-	0.00	0.00	0.00	-	0.01	-	-			1,950		
1,975	-	-	-	-	-	-	-	0.00	0.00	0.00	-	623.00	-	-			-	-	-	-	-	-	-	0.00	0.00	0.00	-	0.01	-	-			1,975		
2,000	-	-	-	-	-	-	-	0.00	0.00	0.00	-	598.00	-	-			-	-	-	-	-	-	-	0.00	0.00	0.00	-	0.01	-	-			2,000		
2,050	-	-	-	-	-	-	-	0.00	0.00	0.00	-	548.00	-	-			-	-	-	-	-	-	-	0.00	0.00	0.00	-	0.04	-	-			2,050		
2,100	-	-	-	-	-	-	-	0.00	0.00	0.00	-	498.00	-	-			-	-	-	-	-	-	-	0.00	0.00	0.00	-	0.12	-	-			2,100		
2,150	-	-	-	-	-	-	-	0.00	0.00	0.00	-	449.00	-	-			-	-	-	-	-	-	-	0.00	0.00	0.00	-	0.35	-	-			2,150		
2,200	0.00	0.00	0.00	-	416.00	-	-	0.00	0.00	0.00	-	399.00	-	-			0.00	0.00	0.00	-	0.01	-	-	0.00	0.00	0.00	-	0.87	-	-			2,200		
2,250	0.00	0.00	0.00	-	366.00	-	-	0.00	0.00	0.00	-	351.00	-	-			0.00	0.00	0.00	-	0.04	-	-	0.00	0.00	0.00	-	2.00	-	-			2,250		
2,300	0.00	0.00	0.00	-	316.00	-	-	0.00	0.00	0.00	-	303.00	-	-			0.00	0.00	0.00	-	0.19	-	-	0.00	0.00	0.00	-	4.10	-	-			2,300		
2,350	0.00	0.00	0.00	-	267.00	-	-	0.00	0.00	0.00	-	257.00	-	-			0.00	0.00	0.00	-	0.70	-	-	0.00	0.00	0.00	-	7.90	-	-			2,350		
2,400	0.00	0.00	0.00	-	218.00	-	-	0.00	0.00	0.00	-	213.00	-	-			0.00	0.00	0.00	-	2.10	-	20	0.00	0.00	0.00	-	14.00	-	-			2,400		
2,450	0.00	0.00	0.00	-	172.00	-	40	0.00	0.00	0.00	-	173.00	-	-			0.00	0.00	0.00	-	5.60	-	-	0.00	0.00	0.00	-	23.50	-	-			2,450		
2,500	0.00	0.00	0.00	-	129.00	-	20	0.00	0.00	0.00	-	136.00	-	-			0.00	0.00	0.00	-	12.50	-	67	0.00	0.00	0.00	-	37.00	-	-			2,500		
2,550	0.00	0.00	0.00	-	91.00	-	60	0.00	0.00	0.00	-	105.00	-	-			19.50	0.00	18.00	20.25	20.25	163	42	0.00	0.00	0.00	-	55.50	-	1			2,550		
2,600	0.00	0.00	0.00	-	60.50	-	21	0.00	0.00	0.00	-	78.00	-	-			45.00	0.00	45.00	45.00	45.00	1	83	0.00	0.00	0.00	-	78.50	-	-			2,600		
2,650	0.00	0.00	0.00	-	37.25	-	25	0.00	0.00	0.00	-	56.50	-	-			0.00	0.00	0.00	-	71.00	-	103	0.00	0.00	0.00	-	107.00	-	-			2,650		
2,700	0.00	0.00	0.00	-	21.25	-	284	0.00	0.00	0.00	-	39.50	-	-			0.00	0.00	0.00	-	105.00	-	60	0.00	0.00	0.00	-	140.00	-	1			2,700		
2,750	0.00	0.00	0.00	-	11.25	-	22	0.00	0.00	0.00	-	26.75	-	-			0.00	0.00	0.00	-	145.00	-	1	0.00	0.00	0.00	-	177.00	-	2			2,750		
2,800	0.00	0.00	0.00	-	5.40	-	25	0.00	0.00	0.00	-	17.50	-	-			0.00	0.00	0.00	-	189.00	-	-	0.00	0.00	0.00	-	217.00	-	-			2,800		
2,850	0.00	0.00	0.00	-	2.40	-	-	0.00	0.00	0.00	-	11.25	-	-			0.00	0.00	0.00	-	236.00	-	-	0.00	0.00	0.00	-	261.00	-	-			2,850		
2,900	0.00	0.00	0.00	-	0.99	-	-	0.00	0.00	0.00	-	6.80	-	-			0.00	0.00	0.00	-	284.00	-	-	0.00	0.00	0.00	-	307.00	-	-			2,900		
2,950	0.00	0.00	0.00	-	0.37	-	-	0.00	0.00	0.00	-	4.10	-	-			0.00	0.00	0.00	-	334.00	-	-	0.00	0.00	0.00	-	354.00	-	-			2,950		
3,000	0.00	0.00	0.00	-	0.13	-	-	0.00	0.00	0.00	-	2.40	-	-			0.00	0.00	0.00	-	383.00	-	-	0.00	0.00	0.00	-	402.00	-	-			3,000		
Totals:						0	497							0	0	0	0							164	376							0	4	0	0
Number of Trades:						0								0		0								14								0		0	

ALPHA SERVICES HOLD (CR)

(Contract Size: 100 Securities, Exercise Style: American, Physical Delivery)

Call Options																Put Options																				
May 2023								June 2023								Other Months		May 2023								June 2023								Other Months		
Exercise Price	Open price	Price max	Price min	Last price	Closing price	Volume	Open Interest	Open price	Price max	Price min	Last price	Closing price	Volume	Open Interest	Volume	Open Interest	Open price	Price max	Price min	Last price	Closing price	Volume	Open Interest	Open price	Price max	Price min	Last price	Closing price	Volume	Open Interest	Volume	Open Interest	Exercise Price			
0.500						-	-	0.000	0.000	0.000		0.641	-	-									-	-	0.000	0.000	0.000		0.001	-	-			0.005		
0.550						-	-	0.000	0.000	0.000		0.591	-	-									-	-	0.000	0.000	0.000		0.001	-	-			0.006		
0.600						-	-	0.000	0.000	0.000		0.542	-	-									-	-	0.000	0.000	0.000		0.001	-	-			0.006		
0.650						-	-	0.000	0.000	0.000		0.492	-	-									-	-	0.000	0.000	0.000		0.001	-	-			0.007		
0.700						-	-	0.000	0.000	0.000		0.442	-	-									-	-	0.000	0.000	0.000		0.001	-	-			0.007		
0.750						-	-	0.000	0.000	0.000		0.392	-	-									-	-	0.000	0.000	0.000		0.002	-	-			0.008		
0.800	0.000	0.000	0.000		0.341	-	-	0.000	0.000	0.000		0.343	-	-			0.000	0.000	0.000		0.001	-	-	0.000	0.000	0.000		0.001	-	-			0.008			
0.850	0.000	0.000	0.000		0.292	-	-	0.000	0.000	0.000		0.294	-	-			0.000	0.000	0.000		0.001	-	-	0.000	0.000	0.000		0.001	-	-			0.009			
0.900	0.000	0.000	0.000		0.243	-	-	0.000	0.000	0.000		0.246	-	-			0.000	0.000	0.000		0.002	-	-	0.000	0.000	0.000		0.004	-	-			0.009			
0.950	0.000	0.000	0.000		0.197	-	-	0.000	0.000	0.000		0.201	-	-			0.000	0.000	0.000		0.006	-	-	0.000	0.000	0.000		0.008	-	-			0.010			
1.000	0.000	0.000	0.000		0.154	-	7	0.000	0.000	0.000		0.159	-	-			0.000	0.000	0.000		0.013	-	-	0.000	0.000	0.000		0.016	-	-			0.010			
1.100	0.000	0.000	0.000		0.084	-	-	0.000	0.000	0.000		0.091	-	-			0.000	0.000	0.000		0.043	-	20	0.000	0.000	0.000		0.048	-	-			0.011			
1.200	0.000	0.000	0.000		0.039	-	2	0.000	0.000	0.000		0.046	-	-			0.000	0.000	0.000		0.098	-	-	0.000	0.000	0.000		0.103	-	-			0.012			
1.300	0.000	0.000	0.000		0.015	-	-	0.000	0.000	0.000		0.020	-	-			0.000	0.000	0.000		0.174	-	-	0.000	0.000	0.000		0.177	-	-			0.013			
1.400	0.000	0.000	0.000		0.005	-	-	0.000	0.000	0.000		0.008	-	-			0.000	0.000	0.000		0.264	-	-	0.000	0.000	0.000		0.265	-	-			0.014			
1.500	0.000	0.000	0.000		0.001	-	-	0.000	0.000	0.000		0.003	-	-			0.000	0.000	0.000		0.361	-	-	0.000	0.000	0.000		0.361	-	-			0.015			
1.600	0.000	0.000	0.000		0.002	-	-	0.000	0.000	0.000		0.001	-	-			0.000	0.000	0.000		0.460	-	-	0.000	0.000	0.000		0.460	-	-			0.016			
1.700	0.000	0.000	0.000		0.001	-	-	0.000	0.000	0.000		0.001	-	-			0.000	0.000	0.000		0.560	-	-	0.000	0.000	0.000		0.560	-	-			0.017			
1.800	0.000	0.000	0.000		0.001	-	-	0.000	0.000	0.000		0.002	-	-			0.000	0.000	0.000		0.660	-	-	0.000	0.000	0.000		0.660	-	-			0.018			
1.900	0.000	0.000	0.000		0.001	-	-	0.000	0.000	0.000		0.001	-	-			0.000	0.000	0.000		0.760	-	-	0.000	0.000	0.000		0.760	-	-			0.019			
2.000	0.000	0.000	0.000		0.001	-	-	0.000	0.000	0.000		0.002	-	-			0.000	0.000	0.000		0.860	-	-	0.000	0.000	0.000		0.860	-	-			0.020			
Totals:						0	9							0	0	0	0							0	20							0	0	0	0	
Number of Trades:						0								0		0							0.00								0		0			

NATIONAL BANK (CR)

(Contract Size: 100 Securities, Exercise Style: American, Physical Delivery)

Call Options																Put Options																				
May 2023								June 2023								Other Months		May 2023								June 2023								Other Months		
Exerise Price	Open price	Price max	Price min	Last price	Closing price	Volume	Open Interest	Open price	Price max	Price min	Last price	Closing price	Volume	Open Interest	Volume	Open Interest	Open price	Price max	Price min	Last price	Closing price	Volume	Open Interest	Open price	Price max	Price min	Last price	Closing price	Volume	Open Interest	Volume	Open Interest	Exerise Price			
1.900						-	-	0.000	0.000	0.000		2.85	-	-								-	-	0.000	0.000	0.000		0.001	-	-			0.019			
2.000						-	-	0.000	0.000	0.000		2.75	-	-								-	-	0.000	0.000	0.000		0.002	-	-			0.020			
2.200						-	-	0.000	0.000	0.000		2.55	-	-								-	-	0.000	0.000	0.000		0.001	-	-			0.022			
2.400						-	-	0.000	0.000	0.000		2.35	-	-								-	-	0.000	0.000	0.000		0.001	-	-			0.024			
2.600						-	-	0.000	0.000	0.000		2.15	-	-								-	-	0.000	0.000	0.000		0.001	-	-			0.026			
2.800						-	-	0.000	0.000	0.000		1.95	-	-								-	-	0.000	0.000	0.000		0.001	-	-			0.028			
3.000						-	-	0.000	0.000	0.000		1.75	-	-								-	-	0.000	0.000	0.000		0.001	-	-			0.030			
3.200	0.000	0.000	0.000		1.54	-	-	0.000	0.000	0.000		1.55	-	-			0.000	0.000	0.000		0.001	-	-	0.000	0.000	0.000		0.001	-	-			0.032			
3.400	0.000	0.000	0.000		1.34	-	-	0.000	0.000	0.000		1.35	-	-			0.000	0.000	0.000		0.001	-	-	0.000	0.000	0.000		0.002	-	-			0.034			
3.600	0.000	0.000	0.000		1.14	-	-	0.000	0.000	0.000		1.16	-	-			0.000	0.000	0.000		0.001	-	-	0.000	0.000	0.000		0.007	-	-			0.036			
3.800	0.000	0.000	0.000		0.945	-	-	0.000	0.000	0.000		0.968	-	-			0.000	0.000	0.000		0.001	-	-	0.000	0.000	0.000		0.017	-	-			0.038			
4.000	0.000	0.000	0.000		0.750	-	-	0.000	0.000	0.000		0.788	-	-			0.000	0.000	0.000		0.005	-	-	0.000	0.000	0.000		0.038	-	-			0.040			
4.400	0.000	0.000	0.000		0.394	-	-	0.000	0.000	0.000		0.480	-	-			0.000	0.000	0.000		0.049	-	2	0.000	0.000	0.000		0.129	-	-			0.044			
4.800	0.000	0.000	0.000		0.151	-	8	0.000	0.000	0.000		0.258	-	-			0.000	0.000	0.000		0.206	-	-	0.000	0.000	0.000		0.306	-	-			0.048			
5.200	0.000	0.000	0.000		0.039	-	-	0.000	0.000	0.000		0.121	-	-			0.000	0.000	0.000		0.495	-	-	0.000	0.000	0.000		0.569	-	-			0.052			
5.600	0.000	0.000	0.000		0.007	-	-	0.000	0.000	0.000		0.049	-	-			0.000	0.000	0.000		0.864	-	-	0.000	0.000	0.000		0.899	-	-			0.056			
6.000	0.000	0.000	0.000		0.001	-	-	0.000	0.000	0.000		0.019	-	-			0.000	0.000	0.000		1.26	-	-	0.000	0.000	0.000		1.27	-	-			0.060			
6.400	0.000	0.000	0.000		0.002	-	-	0.000	0.000	0.000		0.006	-	-			0.000	0.000	0.000		1.66	-	-	0.000	0.000	0.000		1.66	-	-			0.064			
6.800	0.000	0.000	0.000		0.001	-	-	0.000	0.000	0.000		0.002	-	-			0.000	0.000	0.000		2.06	-	-	0.000	0.000	0.000		2.06	-	-			0.068			
7.200	0.000	0.000	0.000		0.001	-	-	0.000	0.000	0.000		0.001	-	-			0.000	0.000	0.000		2.46	-	-	0.000	0.000	0.000		2.46	-	-			0.072			
7.600	0.000	0.000	0.000		0.001	-	-	0.000	0.000	0.000		0.001	-	-			0.000	0.000	0.000		2.86	-	-	0.000	0.000	0.000		2.86	-	-			0.076			
Totals:						0	8						0	0	0	0						0	2					0	270	0	0					
Number of Trades:							0						0		0							0.00					0		0							

OPAP (CR)

(Contract Size: 100 Securities, Exercise Style: American, Physical Delivery)

Call Options														Put Options																				
May 2023							June 2023							Other Months		May 2023							June 2023							Other Months				
Exerise Price	Open price	Price max	Price min	Last price	Closing price	Volume	Open Interest	Open price	Price max	Price min	Last price	Closing price	Volume	Open Interest	Volume	Open Interest	Open price	Price max	Price min	Last price	Closing price	Volume	Open Interest	Open price	Price max	Price min	Last price	Closing price	Volume	Open Interest	Volume	Open Interest	Exerise Price	
8.800						-	-	0.000	0.000	0.000		6.68	-	-								0.001	-	-	0.000	0.000	0.000		0.001	-	-			0.088
9.200						-	-	0.000	0.000	0.000		6.29	-	-								0.001	-	-	0.000	0.000	0.000		0.001	-	-			0.092
9.600	0.000	0.000	0.000		5.87	-	-	0.000	0.000	0.000		5.89	-	-			0.000	0.000	0.000		0.001	-	-	0.000	0.000	0.000		0.001	-	-			0.096	
10.000	0.000	0.000	0.000		5.47	-	-	0.000	0.000	0.000		5.49	-	-			0.000	0.000	0.000		0.001	-	-	0.000	0.000	0.000		0.001	-	-			0.100	
11.000	0.000	0.000	0.000		4.47	-	-	0.000	0.000	0.000		4.49	-	-			0.000	0.000	0.000		0.001	-	-	0.000	0.000	0.000		0.001	-	-			0.110	
12.000	0.000	0.000	0.000		3.47	-	-	0.000	0.000	0.000		3.50	-	-			0.000	0.000	0.000		0.001	-	-	0.000	0.000	0.000		0.003	-	-			0.120	
13.000	0.000	0.000	0.000		2.48	-	-	0.000	0.000	0.000		2.52	-	-			0.000	0.000	0.000		0.002	-	-	0.000	0.000	0.000		0.028	-	-			0.130	
14.000	0.000	0.000	0.000		1.49	-	-	0.000	0.000	0.000		1.63	-	-			0.000	0.000	0.000		0.018	-	20	0.000	0.000	0.000		0.136	-	-			0.140	
15.000	0.000	0.000	0.000		0.656	-	-	0.000	0.000	0.000		0.915	-	-			0.000	0.000	0.000		0.179	-	32	0.000	0.000	0.000		0.415	-	-			0.150	
16.000	0.000	0.000	0.000		0.173	-	11	0.000	0.000	0.000		0.438	-	-			0.000	0.000	0.000		0.697	-	-	0.000	0.000	0.000		0.939	-	-			0.160	
17.000	0.000	0.000	0.000		0.026	-	-	0.000	0.000	0.000		0.176	-	-			0.000	0.000	0.000		1.55	-	-	0.000	0.000	0.000		1.68	-	-			0.170	
18.000	0.000	0.000	0.000		0.002	-	-	0.000	0.000	0.000		0.059	-	-			0.000	0.000	0.000		2.54	-	-	0.000	0.000	0.000		2.57	-	-			0.180	
19.000	0.000	0.000	0.000		0.001	-	-	0.000	0.000	0.000		0.017	-	-			0.000	0.000	0.000		3.54	-	-	0.000	0.000	0.000		3.54	-	-			0.190	
20.000	0.000	0.000	0.000		0.001	-	-	0.000	0.000	0.000		0.004	-	-			0.000	0.000	0.000		4.54	-	-	0.000	0.000	0.000		4.54	-	-			0.200	
22.000	0.000	0.000	0.000		0.001	-	-	0.000	0.000	0.000		0.001	-	-			0.000	0.000	0.000		6.54	-	-	0.000	0.000	0.000		6.54	-	-			0.220	
Totals:						0	11							0	0	0	0	0						52							0	0	0	0
Number of Trades:						0							0	0		0.00						0						0						

OTE (CR)

(Contract Size: 100 Securities, Exercise Style: American, Physical Delivery)

Call Options															Put Options																		
May 2023							June 2023							Other Months	May 2023							June 2023							Other Months				
Exerise Price	Open price	Price max	Price min	Last price	Closing price	Volume	Open Interest	Open price	Price max	Price min	Last price	Closing price	Volume	Open Interest	Volume	Open Interest	Open price	Price max	Price min	Last price	Closing price	Volume	Open Interest	Open price	Price max	Price min	Last price	Closing price	Volume	Open Interest	Volume	Open Interest	Exerise Price
9.200	0.000	0.000	0.000		4.06	-	-	0.000	0.000	0.000		4.08	-	-			0.000	0.000	0.000		0.001	-	-	0.000	0.000	0.000		0.001	-	-			0.092
9.600	0.000	0.000	0.000		3.66	-	-	0.000	0.000	0.000		3.68	-	-			0.000	0.000	0.000		0.001	-	-	0.000	0.000	0.000		0.001	-	-			0.096
10.000	0.000	0.000	0.000		3.26	-	-	0.000	0.000	0.000		3.28	-	-			0.000	0.000	0.000		0.001	-	-	0.000	0.000	0.000		0.001	-	-			0.100
11.000	0.000	0.000	0.000		2.26	-	-	0.000	0.000	0.000		2.29	-	-			0.000	0.000	0.000		0.003	-	-	0.000	0.000	0.000		0.010	-	-			0.110
12.000	0.000	0.000	0.000		1.28	-	-	0.000	0.000	0.000		1.37	-	-			0.000	0.000	0.000		0.018	-	-	0.000	0.000	0.000		0.090	-	-			0.120
13.000	0.000	0.000	0.000		0.474	-	-	0.000	0.000	0.000		0.657	-	-			0.000	0.000	0.000		0.209	-	4	0.000	0.000	0.000		0.373	-	-			0.130
14.000	0.000	0.000	0.000		0.090	-	-	0.000	0.000	0.000		0.237	-	-			0.000	0.000	0.000		0.827	-	-	0.000	0.000	0.000		0.955	-	-			0.140
15.000	0.000	0.000	0.000		0.007	-	-	0.000	0.000	0.000		0.066	-	-			0.000	0.000	0.000		1.75	-	-	0.000	0.000	0.000		1.79	-	-			0.150
16.000	0.000	0.000	0.000		0.001	-	-	0.000	0.000	0.000		0.013	-	-			0.000	0.000	0.000		2.75	-	-	0.000	0.000	0.000		2.75	-	-			0.160
17.000	0.000	0.000	0.000		0.001	-	-	0.000	0.000	0.000		0.002	-	-			0.000	0.000	0.000		3.75	-	-	0.000	0.000	0.000		3.75	-	-			0.170
18.000	0.000	0.000	0.000		0.001	-	-	0.000	0.000	0.000		0.001	-	-			0.000	0.000	0.000		4.75	-	-	0.000	0.000	0.000		4.75	-	-			0.180
19.000	0.000	0.000	0.000		0.001	-	-	0.000	0.000	0.000		0.001	-	-			0.000	0.000	0.000		5.75	-	-	0.000	0.000	0.000		5.75	-	-			0.190
20.000	0.000	0.000	0.000		0.001	-	-	0.000	0.000	0.000		0.001	-	-			0.000	0.000	0.000		6.75	-	-	0.000	0.000	0.000		6.75	-	-			0.200
22.000						-	-	0.000	0.000	0.000		0.001	-	-								-	-	0.000	0.000	0.000		8.75	-	-			0.220
24.000						-	-	0.000	0.000	0.000		0.001	-	-								-	-	0.000	0.000	0.000		10.75	-	-			0.240
Totals:						0	0						0	0	0	0						0	4					0	0	0	0		
Number of Trades:						0							0		0							0.00					0		0				

PIRAEUS FINANCIAL HOLD (CR)

(Contract Size: 100 Securities, Exercise Style: American, Physical Delivery)

Call Options															Put Options																				
May 2023								June 2023							Other Months		May 2023								June 2023							Other Months			
Exerise Price	Open price	Price max	Price min	Last price	Closing price	Volume	Open Interest	Open price	Price max	Price min	Last price	Closing price	Volume	Open Interest	Volume	Open Interest	Open price	Price max	Price min	Last price	Closing price	Volume	Open Interest	Open price	Price max	Price min	Last price	Closing price	Volume	Open Interest	Volume	Open Interest	Exerise Price		
0.500						-	-	0.000	0.000	0.000	1.64	-	-									-	-	0.000	0.000	0.000	0.001	-	-				0.005		
0.550						-	-	0.000	0.000	0.000	1.59	-	-									-	-	0.000	0.000	0.000	0.001	-	-				0.006		
0.600						-	-	0.000	0.000	0.000	1.54	-	-									-	-	0.000	0.000	0.000	0.001	-	-				0.006		
0.650						-	-	0.000	0.000	0.000	1.49	-	-									-	-	0.000	0.000	0.000	0.001	-	-				0.007		
0.700						-	-	0.000	0.000	0.000	1.44	-	-									-	-	0.000	0.000	0.000	0.001	-	-				0.007		
0.750						-	-	0.000	0.000	0.000	1.39	-	-									-	-	0.000	0.000	0.000	0.001	-	-				0.008		
0.800						-	-	0.000	0.000	0.000	1.34	-	-									-	-	0.000	0.000	0.000	0.001	-	-				0.008		
0.850						-	-	0.000	0.000	0.000	1.29	-	-									-	-	0.000	0.000	0.000	0.001	-	-				0.009		
0.900						-	-	0.000	0.000	0.000	1.24	-	-									-	-	0.000	0.000	0.000	0.001	-	-				0.009		
0.950						-	-	0.000	0.000	0.000	1.19	-	-									-	-	0.000	0.000	0.000	0.001	-	-				0.010		
1.000						-	-	0.000	0.000	0.000	1.14	-	-									-	-	0.000	0.000	0.000	0.001	-	-				0.010		
1.100						-	-	0.000	0.000	0.000	1.04	-	-									-	-	0.000	0.000	0.000	0.001	-	-				0.011		
1.200						-	-	0.000	0.000	0.000	0.943	-	-									-	-	0.000	0.000	0.000	0.001	-	-				0.012		
1.300	0.000	0.000	0.000		0.842	-	-	0.000	0.000	0.000	0.844	-	-				0.000	0.000	0.000		0.001	-	-	0.000	0.000	0.000	0.001	-	-				0.013		
1.400	0.000	0.000	0.000		0.742	-	-	0.000	0.000	0.000	0.744	-	-				0.000	0.000	0.000		0.001	-	-	0.000	0.000	0.000	0.001	-	-				0.014		
1.500	0.000	0.000	0.000		0.642	-	-	0.000	0.000	0.000	0.646	-	-				0.000	0.000	0.000		0.001	-	-	0.000	0.000	0.000	0.002	-	-				0.015		
1.600	0.000	0.000	0.000		0.542	-	-	0.000	0.000	0.000	0.550	-	-				0.000	0.000	0.000		0.001	-	-	0.000	0.000	0.000	0.006	-	-				0.016		
1.700	0.000	0.000	0.000		0.443	-	-	0.000	0.000	0.000	0.458	-	-				0.000	0.000	0.000		0.001	-	-	0.000	0.000	0.000	0.013	-	-				0.017		
1.800	0.000	0.000	0.000		0.346	-	-	0.000	0.000	0.000	0.372	-	-				0.000	0.000	0.000		0.004	-	-	0.000	0.000	0.000	0.027	-	-				0.018		
1.900	0.000	0.000	0.000		0.256	-	-	0.000	0.000	0.000	0.295	-	-				0.000	0.000	0.000		0.013	-	-	0.000	0.000	0.000	0.050	-	-				0.019		
2.000	0.000	0.000	0.000		0.176	-	-	0.000	0.000	0.000	0.227	-	-				0.000	0.000	0.000		0.034	-	-	0.000	0.000	0.000	0.082	-	-				0.020		
2.200	0.000	0.000	0.000		0.065	-	3	0.000	0.000	0.000	0.124	-	-				0.000	0.000	0.000		0.123	-	-	0.000	0.000	0.000	0.179	-	-				0.022		
2.400	0.000	0.000	0.000		0.017	-	-	0.000	0.000	0.000	0.061	-	-				0.000	0.000	0.000		0.275	-	-	0.000	0.000	0.000	0.316	-	-				0.024		
2.600	0.000	0.000	0.000		0.003	-	-	0.000	0.000	0.000	0.027	-	-				0.000	0.000	0.000		0.462	-	-	0.000	0.000	0.000	0.481	-	-				0.026		
2.800	0.000	0.000	0.000		0.001	-	-	0.000	0.000	0.000	0.011	-	-				0.000	0.000	0.000		0.660	-	-	0.000	0.000	0.000	0.667	-	-				0.028		
3.000	0.000	0.000	0.000		0.001	-	-	0.000	0.000	0.000	0.004	-	-				0.000	0.000	0.000		0.860	-	-	0.000	0.000	0.000	0.861	-	-				0.030		
3.200	0.000	0.000	0.000		0.001	-	-	0.000	0.000	0.000	0.001	-	-				0.000	0.000	0.000		1.06	-	-	0.000	0.000	0.000	1.06	-	-				0.032		
3.400	0.000	0.000	0.000		0.002	-	-	0.000	0.000	0.000	0.001	-	-				0.000	0.000	0.000		1.26	-	-	0.000	0.000	0.000	1.26	-	-				0.034		
Totals:						0	3							0	0	0	0							0	0							0	3	0	0
Number of Trades:						0							0	0	0							0.00							0						

PPC (CR)

(Contract Size: 100 Securities, Exercise Style: American, Physical Delivery)

Call Options																Put Options																				
May 2023								June 2023								Other Months		May 2023								June 2023								Other Months		
Exercise Price	Open price	Price max	Price min	Last price	Closing price	Volume	Open Interest	Open price	Price max	Price min	Last price	Closing price	Volume	Open Interest	Volume	Open Interest	Open price	Price max	Price min	Last price	Closing price	Volume	Open Interest	Open price	Price max	Price min	Last price	Closing price	Volume	Open Interest	Volume	Open Interest	Exercise Price			
3.400						-	-	0.000	0.000	0.000		4.43	-	-									-	-	0.000	0.000	0.000		0.001	-	-			0.034		
3.600						-	-	0.000	0.000	0.000		4.23	-	-									-	-	0.000	0.000	0.000		0.001	-	-			0.036		
3.800						-	-	0.000	0.000	0.000		4.03	-	-									-	-	0.000	0.000	0.000		0.001	-	-			0.038		
4.000						-	-	0.000	0.000	0.000		3.83	-	-									-	-	0.000	0.000	0.000		0.001	-	-			0.040		
4.400						-	-	0.000	0.000	0.000		3.43	-	-									-	-	0.000	0.000	0.000		0.001	-	-			0.044		
4.800						-	-	0.000	0.000	0.000		3.03	-	-									-	-	0.000	0.000	0.000		0.001	-	-			0.048		
5.200						-	-	0.000	0.000	0.000		2.63	-	-									-	-	0.000	0.000	0.000		0.001	-	-			0.052		
5.600	0.000	0.000	0.000		2.23	-	-	0.000	0.000	0.000		2.24	-	-			0.000	0.000	0.000		0.001	-	-	0.000	0.000	0.000		0.003	-	-			0.056			
6.000	0.000	0.000	0.000		1.83	-	-	0.000	0.000	0.000		1.85	-	-			0.000	0.000	0.000		0.001	-	-	0.000	0.000	0.000		0.012	-	-			0.060			
6.400	0.000	0.000	0.000		1.43	-	-	0.000	0.000	0.000		1.47	-	-			0.000	0.000	0.000		0.004	-	-	0.000	0.000	0.000		0.036	-	-			0.064			
6.800	0.000	0.000	0.000		1.05	-	-	0.000	0.000	0.000		1.13	-	-			0.000	0.000	0.000		0.022	-	1	0.000	0.000	0.000		0.091	-	-			0.068			
7.200	0.000	0.000	0.000		0.704	-	-	0.000	0.000	0.000		0.823	-	-			0.000	0.000	0.000		0.076	-	4	0.000	0.000	0.000		0.184	-	-			0.072			
7.600	0.000	0.000	0.000		0.424	-	55	0.000	0.000	0.000		0.575	-	-			0.000	0.000	0.000		0.195	-	-	0.000	0.000	0.000		0.336	-	-			0.076			
8.000	0.000	0.000	0.000		0.227	-	50	0.000	0.000	0.000		0.382	-	-			0.000	0.000	0.000		0.398	-	5	0.000	0.000	0.000		0.542	-	-			0.080			
8.400	0.000	0.000	0.000		0.107	-	11	0.000	0.000	0.000		0.240	-	-			0.000	0.000	0.000		0.679	-	-	0.000	0.000	0.000		0.800	-	-			0.084			
8.800	0.000	0.000	0.000		0.044	-	5	0.000	0.000	0.000		0.143	-	-			0.000	0.000	0.000		1.02	-	-	0.000	0.000	0.000		1.10	-	-			0.088			
9.200	0.000	0.000	0.000		0.015	-	-	0.000	0.000	0.000		0.081	-	-			0.000	0.000	0.000		1.39	-	-	0.000	0.000	0.000		1.44	-	-			0.092			
9.600	0.000	0.000	0.000		0.005	-	-	0.000	0.000	0.000		0.044	-	-			0.000	0.000	0.000		1.78	-	-	0.000	0.000	0.000		1.81	-	-			0.096			
10.000	0.000	0.000	0.000		0.001	-	-	0.000	0.000	0.000		0.023	-	-			0.000	0.000	0.000		2.18	-	-	0.000	0.000	0.000		2.19	-	-			0.100			
11.000	0.000	0.000	0.000		0.001	-	-	0.000	0.000	0.000		0.004	-	-			0.000	0.000	0.000		3.18	-	-	0.000	0.000	0.000		3.18	-	-			0.110			
Totals:						0	121						0	0	0	0						0	10					0	3	0	0					
Number of Trades:						0							0		0							0.00					0		0							

Lending Products	Underlying Title	Multilateral Transactions[1]					Bilateral Transactions[2]		Stock Borrowing through OTC (volume)[3]
		Open Interest[5]	Volume(Offered)	Average Weighted	Transactions volume	Average Weighted	Transactions Volume	Average Weighted	Transactions Volume
ADMIEBOR	ADMIE (IPTO) HOLDING S.A. (CR)	---	---	---	---	---	---	---	445,953
AEGNBOR	AEGEAN AIRLINES (CR)	3,000	---	---	---	---	---	---	25,434
ALPHABOR	ALPHA SERVICES HOLD (CR)	---	---	---	---	---	---	---	58,905,887
ALMYBOR	ALUMIL (CR)	---	---	---	---	---	---	---	---
OTOELBOR	AUTOHELLAS SA (CR)	11,360	---	---	---	---	---	---	46,960
AVAXBOR	AVAX S.A. (CR)	---	---	---	---	---	---	---	---
EEEBOR	CC HBC AG (CR)	8,986	---	---	---	---	---	---	41,108
CENERBOR	CENERGY HOLDINGS (CB)	---	---	---	---	---	---	---	---
ELLAKTORBOR	ELLAKTOR (CR)	9,960	---	---	---	---	---	---	14,176
ELHABOR	ELVALHALCOR (CR)	30,689	---	---	---	---	---	---	64,887
EUROBBOR	EUROBANK HOLDINGS (CR)	157,211	---	---	---	---	---	---	34,076,283
EYDAPBOR	EYDAP S.A. (CR)	17,701	---	---	---	---	---	---	187,280
FFGRPBOR	FOLLI FOLLIE (CR)	---	---	---	---	---	---	---	886,310
FOYRKBOR	FOURLIS (CR)	---	---	---	---	---	---	---	33,536
GEKTERNABOR	GEK TERNA (CR)	---	---	---	---	---	---	---	7,971
SARBOR	GR. SARANTIS S.A. (CR)	564	---	---	---	---	---	---	42,137
EXAEBOR	HELLENIC EXCHANGES-A.S.E. (CR)	1,000	---	---	---	---	---	---	162,837
ELPEBOR	HELLENIQ ENERGY (CR)	1	---	---	---	---	---	---	369,369
INTRKBOR	INTRACOM HOLDINGS (CR)	---	---	---	---	---	---	---	---
INKATBOR	INTRAKAT (CR)	---	---	---	---	---	---	---	---
BELABOR	JUMBO SA (CR)	48,132	---	---	3,000	4.25%	---	---	366,131
LAMDABOR	LAMDA DEVELOPMENT SA (CR)	---	---	---	---	---	---	---	500,659
MIGBOR	MIG (CR)	47,631	---	---	---	---	---	---	1,205,478
MOHBOR	MOTOR OIL (CR)	40,701	---	---	---	---	---	---	1,649,809
MYTILBOR	MYTILINEOS (CR)	6,534	---	---	---	---	---	---	118,488
ETEBOR	NATIONAL BANK (CR)	1,500	---	---	---	---	---	---	9,980,509
OPAPBOR	OPAP (CR)	2,000	---	---	---	---	---	---	1,430,101
HTOBOR	OTE (CR)	---	---	---	---	---	---	---	1,036,157
PPABOR	P.P.A. S.A. (CR)	3,250	---	---	---	---	---	---	65,287
TPEIRBOR	PIRAEUS FINANCIAL HOLD (CR)	5,000	---	---	---	---	---	---	928,744
PPCBOR	PPC (CR)	3,000	---	---	---	---	---	---	1,727,880

Stock Lending Notes

- [1] - Multilateral contracts Lending or Borrowing as per Methods 8-1, 8-2 and 8-3-3 (According to ATHEX BoD Resolution No.17)
- [2] - Billateral Contracts Lending or Borrowing as per Methods 8-3-1 and 8-3-2 (According to ATHEX BoD Resolution No.20)
- [3] - The information concerning OTC Stock Borrowing Transactions is based on the statements of the Dematerialised Securities System (DSS) operators involved and refers to volumes that have been registered up until the previous working day.
- [4] - Average Price (Volume weighted)
- [5] - The Data concerning Open Interest before the start of trading session

Lending Products	Underlying Title	Multilateral Transactions[1]					Bilateral Transactions[2]		Stock Borrowing through OTC (volume)[3]
		Open Interest[5]	Volume(Offered)	Average Weighted	Transactions volume	Average Weighted	Transactions Volume	Average Weighted	Transactions Volume
QUALBOR	QUALITY & RELIABILITY SA (CR)	---	---	---	---	---	---	---	---
QUESTBOR	QUEST HOLDINGS (CR)	11,043	---	---	---	---	---	---	68,355
TENERGYBOR	TERNA ENERGY (CR)	---	---	---	---	---	---	---	149,295
TITCBOR	TITAN CEMENT (CB)	3,301	---	---	---	---	---	---	360,400
VIOBOR	VIOHALCO SA/NV (CB)	21,077	---	---	---	---	---	---	---

Stock Lending Notes

- [1] - Multilateral contracts Lending or Borrowing as per Methods 8-1, 8-2 and 8-3-3 (According to ATHEX BoD Resolution No.17)
- [2] - Bilateral Contracts Lending or Borrowing as per Methods 8-3-1 and 8-3-2 (According to ATHEX BoD Resolution No.20)
- [3] - The information concerning OTC Stock Borrowing Transactions is based on the statements of the Dematerialised Securities System (DSS) operators involved and refers to volumes that have been registered up until the previous working day.
- [4] - Average Price (Volume weighted)
- [5] - The Data concerning Open Interest before the start of trading session

Sectors codification for listed companies

12003 -	ETF	10101010	Computer Services
10101015	Software	10102030	Computer Hardware
15101010	Telecommunications Equipment	15102015	Telecommunications Services
20101010	Health Care Facilities	20101025	Health Care Services
20102010	Medical Equipment	20103015	Pharmaceuticals
30101010	Banks	30202000	Diversified Financial Services
30202010	Asset Managers & Custodians	30202015	Investment Services
30204000	Closed End Investments	30302010	Full Line Insurance
30302015	Insurance Brokers	30302025	Property and Casualty Insurance
35101010	Real Estate Holding and Development	35101015	Real Estate Services
35102000	Diversified REITs	35102030	Office REITs
40201040	Rental & Leasing Services: Consumer	40202010	Home Construction
40202015	Household Furnishings	40202020	Household Appliance
40203040	Electronic Entertainment	40203045	Toys
40204020	Clothing & Accessories	40301010	Entertainment
40301030	Publishing	40301035	Radio & TV Broadcasters
40401010	Diversified Retailers	40401020	Apparel Retailers
40401025	Home Improvement Retailers	40401030	Specialty Retailers
40501010	Airlines	40501015	Travel & Tourism
40501020	Casinos & Gambling	40501025	Hotels & Motels
45101015	Distillers & Vintners	45101020	Soft Drinks
45102010	Farming Fishing Ranching & Plantations	45102020	Food Products
45103010	Tobacco	45201010	Food Retailers & Wholesalers
45201020	Personal Products	50101010	Construction
50101020	Building Roof/Wallboard and Plumbing	50101030	Cement
50101035	Building Materials: Other	50202010	Electrical Components
50203000	Diversified Industrials	50203015	Plastics
50203030	Containers & Packaging	50204000	Machinery: Industrial
50204020	Machinery: Construction & Handling	50205010	Industrial Suppliers
50205020	Back Office Support HR & Consulting	50205030	Forms & Bulk Printing Services
50206015	Commercial Vehicles & Parts	50206030	Marine Transportation
50206060	Transportation Services	55101000	Diversified Materials
55101020	Textile Products	55102000	General Mining
55102010	Iron & Steel	55102015	Metal Fabricating
55102035	Aluminum	60101020	Oil Refining and Marketing
65101010	Alternative Electricity	65101015	Conventional Electricity
65102030	Water		



ATHEX
Athens Stock Exchange

Λεωφ. Αθηνών 110 104 42 Αθήνα
110, Athinon Ave. GR 104 42 Athens
tel. (+30)210-33.66.800, fax (+30)210-33.66.101
www.athexgroup.gr