

23

Ημερήσιο Δελτίο
Συναλλακτικής Δραστηριότητας

Daily Official List
of Trading Activity

Thursday, 4 May, 2023

Year: 144 Trading Day No: 82



ATHEXGROUP
Athens Exchange Group

Disclaimer:

Hellenic Exchanges-Athens Stock Exchange S.A. endeavours to ensure that the data and other material ("Information") presented on the Daily Official List are accurate and complete, but it is not liable for any errors or omissions of data or /and for the accuracy, credibility, updating and completeness of the aforesaid information nor it has any liability arising directly or indirectly from the use of the above Information.

The Company is not liable for the accuracy of the data included in listed companies' announcements. Only the sender of such an announcement is fully and solely liable for any infringement of third party's rights from the content of such announcement. All contents of the Daily Official List are provided only for information purposes and do not constitute investment advice or solicitation to invest in securities or other products listed for trading on the Exchange.

You acknowledge and agree that the Company is the owner of any property rights related to any Information appearing on the Daily Official List including intellectual property rights copyright, trademarks, etc.

The above data are a property of the Hellenic Exchanges-Athens Exchange and are copyright protected. Users are forbidden to reproduce, modify, copy, sale, transmit or redistribute, by all reproduction means and methods, part or the whole of the above data, without reference to their source.

The commercial exploitation of these data is, also, forbidden by third parties. Hellenic Exchanges-Athens Exchange does not carry any responsibility, direct or indirect, derived from usage or accidental alteration of the above data when used by third parties.

Hellenic Exchanges – Athens Stock Exchange S.A.

110 Athinon Ave., 10442 Athens, Tel: (210) 33.66.800, Fax: (210) 32.13.938

www.athexgroup.gr

Thessalonica Stock Exchange Center (T.S.E.C)

16-18 Katouni Str., Thessalonica 546 25 Tel: (2310) 567.667, Fax: (2310) 530.545

Athex Members Guarantee Fund

14-16 Fidiou Str., Athens 106 78, Tel: (210) 33.04.682, Fax: (210) 33.04.155

Hellenic Republic Capital Market Commission

1 Kolokotroni Str. & 1 Stadiou Str., Athens 10562 Tel: (210) 33.77.100 Fax: (210) 33.77.173

Table of Contents

Section 1: Statistical Figures of Securities, Derivatives and Lending

Summary of Markets

Athex Indices

Analytic Figures for Athex Market's Boards and Categories

Trading Details by Athex Sectors and Financial Instruments (ETFs)

Top 10 best & worst performing Shares

Derivatives Summary

Section 2: Analytic Figures of Shares Transactions

Analytic Figures of Shares Transactions

Shares' Notes

Section 3: Figures of Securities Transactions

Securities Blocks Details

Shares Rights Details

Stock Borrowing

Forced Sales Details

Forced Sales Registered Shares

Exchange Traded Funds (ETFs) Characteristics

Section 5: Bonds traded in Fixed Income Assets Market

Convertible Corporate Bonds - Regulated Market

Non Convertible Corporate Bonds - Regulated Market

Government Bonds

Treasury Bills & Zero Coupon Government Bonds

Government Bonds Traded with the Open Outcry Method

State Banks Bonds

Section 6: Additional Infos

Athex & ATHEXClear Members List

List of Stocks under Market Making operations

Section 7: Derivatives Market Analytic Figures

Index Futures

Stock Futures

Index Options

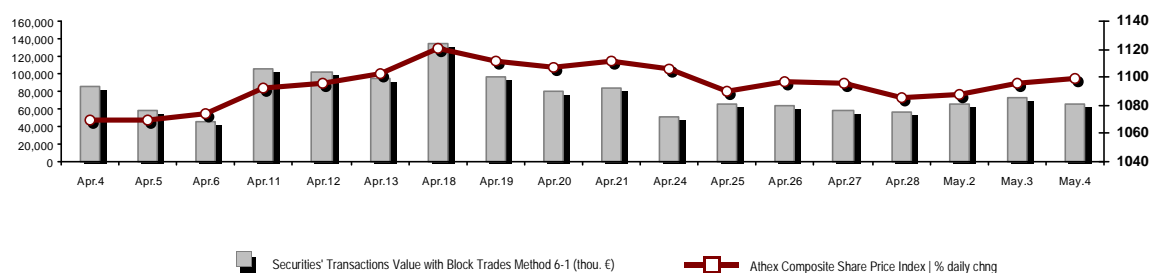
Stock Options

Stock Lending Analytic Figures

Appendix A: Sectors codification for listed companies

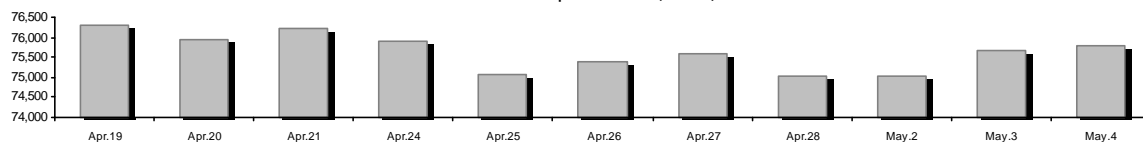
Summary of Markets

Athex Composite Share Price Index vs Shares and Derivatives Transactions Value

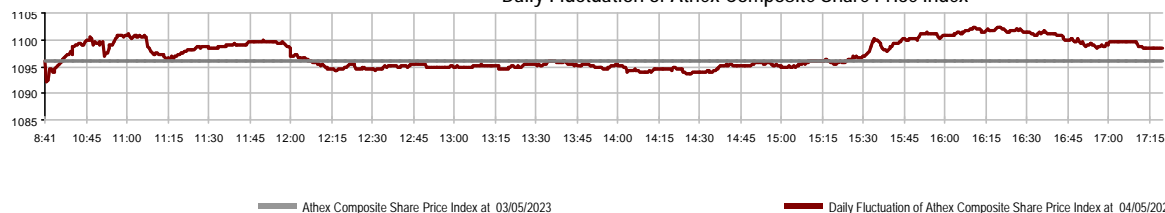


Athex Capitalisation (mill. €) **: 75,779.96		Derivatives Total Open Interest 392,948	
Daily change: mill. € %	124.65 0.16%	in Index Futures % daily chng	6,501 0.79%
Yearly Avg Capitalisation: mill. € % chng prev year Avg	72,580.45 15.10%	in Stock Futures % daily chng	384,872 0.57%
Athex Composite Share Price Index % daily chng	1,098.57 0.24%	in Index Options % daily chng	1,057 4.55%
Athex Composite Share Price Index Capitalisation (mill. €)	68,444.03	in Stock Options % daily chng	518 0.39%
Daily change (mill. €)	143.44		
Securities' Transactions Value with Block Trades Method 6-1 (t 65,621.46		Derivatives Contracts Volume: 29,494	
Daily change: %	-7,042.39 -9.69%	Daily change: pieces %	11,708 65.83%
YtD Avg Trans. Value: thou. € % chng prev year Avg	102,932.62 42.47%	YtD Avg Derivatives Contracts % chng prev year Avg	46,927 36.61%
Blocks Transactions Value of Method 6-1 (thou. €)	7,803.65	Derivatives Trades Number:	1,481
Blocks Transactions Value of Method 6-2 & 6-3 (thou. €)	0.00	Daily change: number %	-105 -6.62%
Bonds Transactions Value (thou.€)	819.29	YtD Avg Trades number % chng prev year Avg	2,427 18.13%
Securities' Transactions Volume with Block Trades Method 6-1 (tho 19,129.07		Lending Total Open Interest 437,441	
Daily change: thou. pieces %	2,749.91 16.79%	Daily change: pieces %	800 0.18%
YtD Avg Volume: % chng prev year Avg	41,871.24 47.69%	Lending Volume (Multilateral/Bilateral)	4,301
Blocks Transactions Volume of Method 6-1 (thou. Pieces)	1,848.10	Daily change: pieces %	-999
Blocks Transactions Volume of Method 6-2 & 6-3 (thou. Pieces)	0.00	Multilateral Lending	4,301
Bonds Transactions Volume	881,000	Bilateral Lending	0
Securities' Trades Number with Block Trades Method 6-1 23,346		Lending Trades Number: 29	
Daily change: number %	-1,300 -5.27%	Daily change: %	4
YtD Avg Trades number % chng prev year Avg	36,120 22.79%	Multilateral Lending Trades Number	29
Number of Blocks Method 6-1	15	Bilateral Lending Trades Number	0
Number of Blocks Method 6-2 & 6-3	0		
Number of Bonds Transactions	173		

Athex Capitalisation (mill. €) **



Daily Fluctuation of Athex Composite Share Price Index



Athex Indices

Index name	04/05/2023	03/05/2023	pts.	%	Min	Max	Year min	Year max	Year change
Athex Composite Share Price Index	1,098.57 #	1,095.96	2.61	0.24%	1,092.18	1,102.44	929.79	1,140.96	18.15% #
Athex ESG Index	1,248.47 #	1,244.62	3.85	0.31%	1,238.64	1,252.62	1,057.52	1,311.72	18.04% #
FTSE/Athex Large Cap	2,662.69 #	2,656.07	6.62	0.25%	2,642.46	2,672.24	2,250.77	2,795.71	18.26% #
FTSE/Athex Mid Cap Index	1,613.56 €	1,615.78	-2.22	-0.14%	1,610.83	1,623.24	1,411.43	1,660.73	14.32% #
FTSE/ATHEX High Dividend Yield Index	3,359.08 €	3,376.23	-17.15	-0.51%	3,350.04	3,380.90	3,028.28	3,547.10	10.92% #
FTSE/ATHEX Global Traders Index Plus	3,115.34 #	3,111.44	3.90	0.13%	3,097.73	3,127.01	2,616.09	3,217.08	19.08% #
FTSE/ATHEX Mid & Small Cap Factor-Weighted Ind	4,865.13 €	4,868.80	-3.67	-0.08%	4,839.16	4,881.67	4,353.12	4,965.04	10.68% #
ATHEX Select Index Plus	3,578.67 €	3,591.62	-12.95	-0.36%	3,570.99	3,597.28	3,071.06	3,706.63	16.53% #
ATHEX Select Index	5,561.48 #	5,378.82	182.66	3.40%	5,378.82	5,613.38	4,343.88	6,091.85	28.03% #
FTSE/Athex Market Index	639.13 #	637.28	1.85	0.29%	634.26	641.30	539.21	662.70	18.50% #
Athex Composite Index Total Return Index	1,949.08 #	1,944.45	4.63	0.24%	1,937.75	1,955.94	1,641.17	2,015.89	18.76% #
FTSE/Athex Large Cap Total Return	4,280.85 #	4,270.21	10.64	0.25%			3,623.42	4,431.63	18.88% #
FTSE/Athex Mid Cap Total Return	2,127.42 €	2,130.35	-2.93	-0.14%			1,881.61	2,180.39	14.52% #
Hellenic Mid & Small Cap Index	1,557.92 €	1,561.82	-3.90	-0.25%	1,556.14	1,567.39	1,365.14	1,599.85	14.12% #
FTSE/Athex Banks	821.80 #	813.58	8.22	1.01%	803.81	826.19	640.09	954.15	28.29% #
FTSE/Athex Insurance	2,690.47 €	2,705.76	-15.29	-0.57%	2,690.47	2,743.98	2,652.26	3,042.07	-8.33% €
FTSE/Athex Financial Services	1,144.17 #	1,055.67	88.50	8.38%	1,055.67	1,160.49	672.72	1,375.02	66.93% #
FTSE/Athex Industrial Goods & Services	5,962.15 #	5,889.10	73.05	1.24%	5,889.10	6,022.97	4,603.86	6,374.93	28.54% #
FTSE/Athex Retail	1,133.48 €	1,134.71	-1.23	-0.11%	1,125.32	1,139.46	901.21	1,154.60	25.77% #
FTSE/ATHEX Real Estate	3,800.43 €	3,818.86	-18.43	-0.48%	3,799.11	3,882.60	3,783.96	4,461.05	-6.69% €
FTSE/Athex Consumer Goods & Services	12,048.24 €	12,051.34	-3.10	-0.03%	11,814.42	12,054.10	8,974.47	12,337.62	31.56% #
FTSE/Athex Food & Beverage	10,521.37 #	10,505.29	16.08	0.15%	10,423.83	10,584.95	8,101.49	10,584.95	24.27% #
FTSE/Athex Basic Resources	7,468.24 #	7,446.87	21.37	0.29%	7,423.00	7,531.71	6,463.31	7,812.43	15.08% #
FTSE/Athex Construction & Materials	3,723.91 €	3,758.47	-34.56	-0.92%	3,714.41	3,758.47	3,204.90	3,846.65	16.19% #
FTSE/Athex Energy	4,839.38 €	4,902.65	-63.27	-1.29%	4,839.38	4,904.72	4,780.16	5,856.79	-3.79% €
FTSE/Athex Travel & Leisure	2,690.78 #	2,687.55	3.23	0.12%	2,679.79	2,723.00	2,196.17	2,723.00	21.36% #
FTSE/Athex Technology	2,297.11 €	2,303.42	-6.31	-0.27%	2,284.81	2,319.65	2,047.81	2,372.79	11.82% #
FTSE/Athex Telecommunications	3,721.51 €	3,738.25	-16.74	-0.45%	3,707.79	3,757.70	3,511.53	4,391.80	-8.60% €
FTSE/Athex Utilities	5,029.33 €	5,051.77	-22.44	-0.44%	4,983.85	5,082.21	4,598.77	5,289.37	9.36% #
FTSE/Athex Health Care	412.10 €	423.42	-11.32	-2.67%	407.57	426.82	390.59	469.84	-1.62% €
FTSE/Athex Personal Products	6,979.84 €	7,079.97	-100.13	-1.41%	6,964.45	7,087.90	6,441.87	7,905.24	5.65% #
Athex All Share Index	264.69 #	264.24	0.45	0.17%	264.69	264.69	231.11	271.62	14.96% #
Hellenic Corporate Bond Index	121.36 #	121.29	0.07	0.06%			118.78	121.36	1.99% #
Hellenic Corporate Bond Price Index	86.91 #	86.87	0.04	0.05%			85.96	87.55	0.79% #

Note 1: FTSE/Med 100, Hellenic Corporate Bond Price Index and Hellenic Corporate Bond Index closing prices refer to the previous trading day of 02/05/2023.

Note 2: The Hellenic Mid & Small Cap Index is a Customized index calculated by the Athens Exchange.

Analytic Figures for Athex Market's Boards and Categories

	Total Traded Securities	Main Market	Surveillance	Exchange Traded Funds (ETFs)
Totals	111	101	9	1
Gain / Lose / Same:	40 / 54 / 17	37 / 52 / 12	2 / 2 / 5	1 / 0 / 0
Athex Capitalisation (mill. €) **	75,779.96	75,423.60	356.36	
Daily Average Trans/ons Value(thou.€)	102,932.62	102,672.87	271.99	36.48
Transactions Value	65,621.46	65,463.98	157.38	0.11
Main Board:	57,817.81	57,660.33	157.38	0.11
Blocks Board 6_2_3:	7,803.65	7,803.65	0.00	0.00
Forced Sales Board:	0.00	0.00	0.00	0.00
Special Terms Board:	0.00	0.00	0.00	0.00
Daily Average Transactions Volume	41,871,239	40,624,163	1,254,148	1,434
Transactions Volume	19,129,067	18,513,334	615,729	4
Main Board:	17,280,971	16,665,238	615,729	4
Blocks Board 6_2_3:	1,848,096	1,848,096	0	0
Forced Sales Board:	0	0	0	0
Special Terms Board:	0	0	0	0
Daily Average Number of Trades	36,120	35,857	261	3
Number of Trades	23,346	23,154	190	2
Main Board:	23,331	23,139	190	2
Blocks Board 6_2_3:	15	15	0	0
Forced Sales Board:	0	0	0	0
Special Terms Board:	0	0	0	0

Trading Details by Athex Sectors and Financial Instruments (ETFs)

Code	Sectors	Gain / Lose / Same	Number of Trades	Transactions Volume	Transactions Value	% of Total Trans. Value
3010	- Banks	4 / 2 / 0	7,420	13,413,519	23,765,651.44	36.22%
5510	- Basic Resources	4 / 4 / 1	730	240,164	776,479.24	1.18%
5010	- Construction & Materials	2 / 8 / 4	1,253	674,505	1,575,996.13	2.40%
4020	- Consumer Products & Services	1 / 2 / 2	984	304,518	5,452,474.82	8.31%
6010	- Energy	2 / 2 / 0	2,155	266,335	4,671,482.98	7.12%
12000	- Financial Instruments	1 / 0 / 0	2	4	107.12	0.00%
3020	- Financial Services	2 / 1 / 1	385	832,956	307,491.41	0.47%
4510	- Food Beverage & Tobacco	3 / 2 / 1	293	66,520	1,498,463.73	2.28%
2010	- Health Care	0 / 3 / 0	269	324,234	147,100.56	0.22%
5020	- Industrial Goods & Services	6 / 8 / 3	3,399	945,443	11,628,883.38	17.72%
3030	- Insurance	0 / 1 / 0	8	750	2,640.80	0.00%
4030	- Media	1 / 1 / 0	24	14,650	7,534.40	0.01%
4520	- Personal Care, Drug & Grocery Stores	0 / 1 / 2	68	9,259	21,844.34	0.03%
3510	- Real Estate	3 / 4 / 1	733	178,842	732,642.05	1.12%
4040	- Retail	2 / 2 / 0	238	118,468	432,072.26	0.66%
1010	- Technology	5 / 5 / 0	847	209,753	635,276.75	0.97%
1510	- Telecommunications	0 / 2 / 0	1,138	311,437	4,132,394.17	6.30%
4050	- Travel & Leisure	3 / 2 / 2	1,812	788,186	6,548,095.80	9.98%
6510	- Utilities	1 / 4 / 0	1,588	429,524	3,284,833.55	5.01%

Top 10 best & worst performing Shares

Main Market					
With positive Price change	Closing price	change	With negative Price change	Closing price	change
MIG (CR)	0.1842	28.81% #	LAVIPHARM SA (CR)	0.402	-4.96% ⚡
KIRIAKOULIS SHIPPING SA (CR)	0.94	3.75% #	ENTERSOFT (CR)	4.33	-3.35% ⚡
PIRAEUS FINANCIAL HOLD (CR)	2.308	1.85% #	ELTON SA (CR)	2.38	-2.86% ⚡
PREMIA (CR)	1.108	1.84% #	AUSTRIACARD (CB)	10.9	-2.68% ⚡
ELINOIL S.A. (CR)	2.3	1.77% #	BANK OF GREECE (CR)	15.75	-2.48% ⚡
EUROBANK HOLDINGS (CR)	1.331	1.60% #	THRACE PLASTICS SA (CR)	4	-2.32% ⚡
MYTILINEOS (CR)	26.18	1.47% #	ATHENS MEDICAL CENTER SA (CR)	1.41	-2.08% ⚡
REVOIL (CR)	1.42	1.43% #	QUALITY & RELIABILITY SA (CR)	0.546	-1.80% ⚡
EPSILON NET (CR)	7.98	1.27% #	ADMIE (IPTO) HOLDING S.A. (CR)	1.764	-1.78% ⚡
KRI-KRI S.A. (CR)	6.9	1.17% #	MOTOR OIL (CR)	21.16	-1.67% ⚡
With the highest Transactions Value	Value (thou. €)	change	With the highest Transactions Volume	Volume	change
PIRAEUS FINANCIAL HOLD (CR)	11,093.92	1.85% #	PIRAEUS FINANCIAL HOLD (CR)	4,826,317	1.85% #
MYTILINEOS (CR)	10,094.54	1.47% #	ALPHA SERVICES HOLD (CR)	4,636,385	-0.26% ⚡
OPAP (CR)	6,170.88	0.19% #	EUROBANK HOLDINGS (CR)	3,366,925	1.60% #
ALPHA SERVICES HOLD (CR)	5,409.17	-0.26% ⚡	MIG (CR)	795,485	28.81% #
JUMBO SA (CR)	5,227.15	0.00% ↘	NATIONAL BANK (CR)	575,848	0.95% #
EUROBANK HOLDINGS (CR)	4,410.08	1.60% #	OPAP (CR)	388,361	0.19% #
MOTOR OIL (CR)	4,317.83	-1.67% ⚡	MYTILINEOS (CR)	384,787	1.47% #
OTE (CR)	4,112.41	-0.45% ⚡	LAVIPHARM SA (CR)	311,014	-4.96% ⚡
NATIONAL BANK (CR)	2,729.94	0.95% #	OTE (CR)	308,289	-0.45% ⚡
PPC (CR)	2,201.29	-0.38% ⚡	IKTINOS HELLAS SA (CR)	287,590	0.00% ↘

Note: Stocks that are not included in the "Under Supervision" category, and the transactions value is more than 10,000 €.

Derivatives Summary

	Number of Trades	Volume	Open Interest
Index Futures	156	936	6,501
FTSE/Athex Banks	13	101	1,007
FTSE/Athex Large Cap	143	835	5,494
Stock Futures	1,317	28,436	384,872
ADMIE (IPTO) HOLDING S.A. (CR)	7	75	12,642
AEGEAN AIRLINES (CR)	6	21	1,824
ALPHA SERVICES HOLD (CR)	247	13,104	137,333
AUTOHELLAS SA (CR)	6	10	71
AVAX S.A. (CR)	0	0	357
CC HBC AG (CR)	46	212	429
CENERGY HOLDINGS (CB)	34	163	5,904
ELLAKTOR (CR)	2	30	852
ELVALHALCOR (CR)	5	25	1,322
EUROBANK HOLDINGS (CR)	115	3,366	31,220
EYDAP S.A. (CR)	7	15	493
FOURLIS (CR)	6	36	1,622
GEK TERNA (CR)	8	27	8,174
HELLENIC EXCHANGES-A.S.E. (CR)	10	30	1,742
HELLENIQ ENERGY (CR)	6	10	1,535
INTRACOM HOLDINGS (CR)	4	7	4,461
INTRAKAT (CR)	9	51	8,096
JUMBO SA (CR)	12	31	378
LAMDA DEVELOPMENT SA (CR)	17	31	5,812
MIG (CR)	6	107	1,452
MOTOR OIL (CR)	62	225	1,375
MYTILINEOS (CR)	100	310	2,964
NATIONAL BANK (CR)	130	2,202	20,999
OPAP (CR)	17	104	1,732
OTE (CR)	21	65	10,649
P.P.A. S.A. (CR)	0	0	364
PIRAEUS FINANCIAL HOLD (CR)	360	7,848	81,746
PPC (CR)	42	169	22,312
QUEST HOLDINGS (CR)	1	3	97
TERNA ENERGY (CR)	1	1	10,309
TITAN CEMENT (CB)	0	0	877
VIOHALCO SA/NV (CB)	30	158	5,729
Index Options	8	122	1,057
FTSE/Athex Large Cap	8	122	1,057
Stock Options	0	0	518
ALPHA SERVICES HOLD (CR)	0	0	29
NATIONAL BANK (CR)	0	0	280
OPAP (CR)	0	0	63
OTE (CR)	0	0	4
PIRAEUS FINANCIAL HOLD (CR)	0	0	8
PPC (CR)	0	0	134
Total Derivatives Traded	1,481	29,494	392,948

Number of Outstanding Securities	Nominal Value	Dividends [1]			Date of Last Coupon		Note	Shares	Closing price	% change	Previous closing price/date	Open price	Price min	Price max	Last price	Avg price	Last Bid [7]	Last Ask [7]	P/E after tax	Year	Volume	Trades	Transactions Value[8]	Company Mkt Value (thou. €)	Year low	Year high	Sector[4]	
		2020	2021	2022	Dividend [2]	Coupon Right																						
Main Market - High Liquidity Class																												
2,348,908,567	0.290	---	---	---	07/04/2008	18/04/2017	---	ALPHA SERVICES HOLD (CR)	1.162	-0.26	€ 1.165 03/05/2023	1.165	1.1565	1.1805	1.162	1.167	10316@1.16	272@1.16	---	---	4,636,385	1,880	5,409,172.67	2,729,431.75	1.0015	1.513	30101010	
45,033,921	0.050	---	---	---	04/06/2008	27/03/2023	---	ATTICA BANK S.A. (CR)	13.2	0.30	€ 13.16 03/05/2023	13.2	13.2	13.3	13.2	13.203	55@13.20	20@13.34	---	---	2,022	19	26,696.90	594,447.76	10.62	48.75	30101010	
18,176,934	1.00	---	---	---		27/01/2023	---	AUSTRIACARD (CB)	10.9	-2.68	€ 11.2 03/05/2023	11.2	10.7	11.2	10.9	10.974	50@10.90	1370@11.00	---	---	2,895	32	31,768.50	198,128.58	10.7	13.42	10101010	
48,624,764	0.080	0.23	0.46	0.65	24/04/2023	05/12/2022	---	AUTOHELLAS SA (CR)	12.56	-0.32	€ 12.6 03/05/2023	12.58	12.44	12.6	12.56	12.516	10@12.54	352@12.56	---	---	16,866	195	211,100.14	610,727.04	10.06	13.3	40201040	
190,162,681		---	---	---		07/12/2016	---	CENERGY HOLDINGS (CB)	4.59	0.44	€ 4.57 03/05/2023	4.54	4.54	4.7	4.59	4.629	400@4.57	1913@4.59	---	---	230,702	477	1,067,979.46	872,846.71	3.015	4.77	50202010	
372,086,095	6.70	0.64	0.71	---	07/07/2022	29/04/2013	---	CC HBC AG (CR)	28.12	0.14	€ 28.08 03/05/2023	28	27.86	28.29	28.12	28.121	10@28.10	30@28.28	---	---	49,193	239	1,383,338.12	10,463,060.99	21.54	28.29	45101020	
3,710,677,508	0.220	---	---	---	02/05/2008	20/05/2019	---	EUROBANK HOLDINGS (CR)	1.331	1.60	€ 1.31 03/05/2023	1.2925	1.285	1.336	1.331	1.31	5000@1.32	15015@1.33	---	---	3,366,925	1,691	4,410,083.62	4,938,911.76	1.0495	1.4935	30101010	
52,131,944	1.00	---	0.1102	---	30/06/2022	23/07/2019	---	FOURLIS (CR)	3.98	0.13	€ 3.975 03/05/2023	3.965	3.935	3.995	3.98	3.972	289@3.97	819@4.00	---	---	95,308	147	378,543.46	207,485.14	3.26	4.03	40401010	
305,635,185	2.18	0.1	0.1	0.3	11/01/2023	01/10/2003	---	HELLENIQ ENERGY (CR)	7.13	-0.28	€ 7.15 03/05/2023	7.15	7.12	7.2	7.13	7.147	1750@7.12	1354@7.13	---	---	44,867	264	320,672.13	2,179,178.87	6.93	8.68	60101020	
83,600,000	0.880	---	---	---	03/07/2007	23/09/2022	---	INTRACOM HOLDINGS (CR)	1.766	0.34	€ 1.76 03/05/2023	1.77	1.75	1.8	1.766	1.766	10@1.75	652@1.77	---	---	78,563	227	138,752.36	147,637.60	1.678	2.12	10101010	
160,523,985	0.300	---	---	---	12/08/2008	30/12/2022	---	INTRAKAT (CR)	1.594	-0.12	€ 1.596 03/05/2023	1.594	1.582	1.598	1.594	1.589	1100@1.59	445@1.59	---	---	58,054	117	92,252.53	255,875.23	1.366	1.788	50101010	
136,059,759	0.880	0.77	0.77	---	21/03/2023	05/03/2014	---	JUMBO SA (CR)	21.3	---	€ 21.3 03/05/2023	20.84	20.84	21.32	21.3	21.168	1518@21.14	7@21.32	---	---	246,938	752	5,227,148.92	2,898,072.87	15.61	22.06	40203045	
176,736,715	0.300	---	---	---	30/05/2007	27/11/2019	---	LAMDA DEVELOPMENT SA (CR)	5.585	-0.71	€ 5.625 03/05/2023	5.69	5.585	5.73	5.585	5.653	500@5.58	1851@5.60	---	---	93,983	452	531,290.80	987,074.55	5.55	6.6	35101010	
939,510,748	0.100	---	---	---	26/04/2007	29/08/2014	---	MIG (CR)	0.1842	28.81	€ 0.143 03/05/2023	0.185	0.175	0.1858	0.1842	0.1848	73304@0.186	---	---	---	---	795,485	162	146,426.37	173,057.88	0.0329	0.28	30202000
107,222,688	0.440	---	(0.5667)	---	17/06/2022	16/03/2022	---	QUEST HOLDINGS (CR)	4.86	-1.42	€ 4.93 03/05/2023	4.99	4.85	4.99	4.86	4.911	5@4.86	497@4.90	---	---	21,684	87	106,495.14	521,102.26	4.655	5.46	10101010	
78,325,475		---	---	---		23/07/2019	---	TITAN CEMENT (CB)	14.9	-1.19	€ 15.08 03/05/2023	15.02	14.76	15.02	14.9	14.895	21@14.84	508@14.92	---	---	24,094	256	358,880.54	1,167,049.58	12.04	16	50101030	
259,189,761		0.02	0.1	---	03/06/2022	26/02/2016	---	VIOHALCO S.A.N.V (CB)	4.9	0.62	€ 4.87 03/05/2023	4.87	4.845	4.96	4.9	4.918	133@4.89	38@4.94	---	---	122,355	378	601,726.38	1,270,029.83	3.995	5.02	55102015	
144,321,516	0.300	---	---	---	01/07/2011	22/01/2020	---	AVAX S.A. (CR)	0.88	-0.90	€ 0.888 03/05/2023	0.89	0.873	0.895	0.88	0.885	600@0.874	1904@0.882	---	---	69,366	79	61,365.74	127,002.93	0.748	1	50101010	
232,000,000	2.12	0.1069	0.0854	0.0682	29/08/2022	19/06/2017	---	ADMIE (IPTO) HOLDING S.A. (CR)	1.764	-1.78	€ 1.796 03/05/2023	1.78	1.762	1.796	1.764	1.771	846@1.76	3000@1.79	14.07	2022	74,196	185	131,390.29	409,248.00	1.64	2.035	65101015	
90,167,100	0.500	---	---	---	03/06/2019	24/05/2021	---	AEGEAN AIRLINES (CR)	7.75	-0.64	€ 7.8 03/05/2023	7.72	7.72	7.87	7.75	7.784	1679@7.74	50@7.88	---	---	28,219	244	219,648.74	698,795.03	5.27	8.15	40501010	
103,423,291	0.570	---	---	---	01/08/2011	06/09/2022	---	GEK TERNA (CR)	12.2	-0.97	€ 12.32 03/05/2023	12.4	12.2	12.4	12.2	12.264	750@12.18	1511@12.20	---	---	57,507	287	705,254.52	1,261,764.15	10.42	12.74	50101010	
382,000,000	2.48	---	---	---	20/07/2015	12/12/2001	---	PPC (CR)	7.91	-0.38	€ 7.94 03/05/2023	7.99	7.81	7.99	7.91	7.864	996@7.86	1978@7.91	---	---	279,903	827	2,201,294.69	3,021,620.00	6.6	8.48	65101015	
914,715,153	1.00	---	---	---	16/05/2008	29/08/2018	---	NATIONAL BANK (CR)	4.79	0.95	€ 4.745 03/05/2023	4.643	4.643	4.794	4.79	4.741	238@4.78	25953@4.79	---	---	575,848	1,003	2,729,935.02	4,381,485.58	3.746	5.528	30101010	
375,241,586	0.390	0.01	0.03	---	30/05/2022	14/07/2006	---	ELVALHALCOR (CR)	1.688	---	€ 1.688 03/05/2023	1.688	1.678	1.7	1.688	1.689	560@1.69	100@1.69	---	---	80,504	206	135,955.82	633,407.80	1.52	1.894	55102015	
348,192,005	0.040	---	---	---	05/07/2011	16/07/2021	---	ELLAKTOR (CR)	1.998	-0.10	€ 2 03/05/2023	1.984	1.982	2.01	1.998	1.989	663@1.98	1099@2.00	---	---	70,159	180	139,575.81	695,687.63	1.706	2.455	50101010	
60,348,000	0.420	0.07	0.1515	---	08/06/2022	04/08/2021	---	HELLENIC EXCHANGES-A.S.E. (CR)	4.1	0.37	€ 4.085 03/05/2023	4.07	4.06	4.17	4.1	4.117	550@4.09	105@4.13	---	---	34,265	150	141,065.24	247,426.80	3.09	4.525	30202015	
106,500,000	0.600	---	0.28	---	05/09/2022	13/09/2021	---	EYDAP S.A. (CR)	6.3	-0.16	€ 6.31 03/05/2023	6.31	6.2	6.34	6.3	6.259	100@6.22	2018@6.30	---	---	30,353	244	189,978.89	670,950.00	6.11	7.34	65102030	
110,782,980	0.750	---	0.9054	0.4058	21/11/2022	04/11/2013	---	MOTOR OIL (CR)	21.16	-1.67	€ 21.52 03/05/2023	21.48	21.16	21.52	21.16	21.266	9620@21.14	119@21.38	---	---	203,040	1,830	4,317,829.12	2,344,167.86	20.84	25.82	60101020	
142,891,161	0.970	0.378	0.4341	---	24/06/2022	07/07/2017	---	MYTILINEOS (CR)	26.18	1.47	€ 25.8 03/05/2023	25.86	25.86	26.48	26.18	26.234	1915@26.18	520@26.20	---	---	384,787	2,226	10,094,543.36	3,740,890.59	19.94	28.4	50203000	
25,000,000	2.00	0.4	0.628	---	25/07/2022	08/08/2003	---	P.P.A. S.A. (CR)	19.02	0.10	€ 19 03/05/2023	18.94	18.94	19.1	18.98	19.026	102@18.98	22@19.08	8.99	2022	1,919	51	36,511.06	475,500.00	15.86	19.84	50206060	
363,341,859	0.300	0.55	0.6	0.3	19/10/2022	29/07/2022	---	OPAP (CR)	15.8	0.19	€ 15.77 03/05/2023	15.72	15.7	16	15.8	15.89	604@15.79	877@15.84	---	---	388,361	1,372	6,170,883.14	5,740,801.37	13.02	16	40501020	
433,664,596	2.83	0.6879	0.8231	---	01/07/2022	18/06/1998	---	OTE (CR)	13.32	-0.45	€ 13.38 03/05/2023	13.3	13.25	13.45	13.32	13.339	50@13.31	544@13.37	---	---	308,289	1,092	4,112,411.51	5,776,412.42	12.57	15.73	15102015	
1,250,367,223	0.930	---	---	---	16/05/2008	14/04/2021	---	PIRAEUS FINANCIAL HOLD (CR)	2.308	1.85	€ 2.266 03/05/2023	2.25	2.25	2.338	2.308	2.299	2552@2.31	48101@2.31	---	---	4,826,317	2,729	11,093,922.93	2,885,847.55	1.43	2.449	30101010	
43,741,452	0.660	0.16	0.2723	0.0698	30/01/2023	01/11/1999	---	THRACE PLASTICS SA (CR)	4	-2.32	€ 4.095 03/05/2023	4.105	4	4.105	4	4.039	650@3.99	300@4.05	---	---	59,162	343	238,961.46	174,965				

Number of Outstanding Securities	Nominal Value	Dividends [1]			Date of Last Coupon		Note	Shares	Closing price	% change	Previous closing price/date	Open price	Price min	Price max	Last price	Avg price	Last Bid [7]	Last Ask [7]	P/E after tax	Year	Volume	Trades	Transactions Value[8]	Company Mkt Value (thou. €)	Year low	Year high	Sector[4]		
		2020	2021	2022	Dividend [2]	Right																							
Main Market - Medium Liquidity Class																													
13,126,020	0.660	0.0837	0.1163	---	22/06/2022	04/09/2020	---	AS COMPANY SA (CR)	2.12	-3.20	€	2.19	03/05/2023	2.12	2.12	2.25	2.25	2.123	125@2.20	500@2.22	---	---	410	2	870.50	27,827.16	2.02	2.38	40401030
3,114,144	0.360	0.1558	0.3427	---	14/06/2022	02/06/2020	---	ALPHA TRUST (CR)	5.65	---	↘	5.65	03/05/2023	5.6	5.6	5.65	5.65	5.644	50@5.55	100@5.65	---	---	1,574	52	8,884.40	17,594.91	4.32	5.65	30202010
14,000,000	4.15	---	3.42	---	14/09/2022	29/06/1999	---	ALPHA REAL ESTATE SA(CR)	7.76	-1.02	€	7.84	03/05/2023	7.84	7.44	7.84	7.76	7.584	120@7.54	14@7.76	---	---	2,740	35	20,780.18	108,640.00	6.68	9.22	35101015
215,805,843	0.300	0.05	---	---	30/12/2021	15/11/2022	---	ATTICA HOLDINGS (CR)	2.51	0.40	P	2.5	03/05/2023	2.5	2.5	2.51	2.51	2.504	27584@2.50	8639@2.52	---	---	2,776	3	6,950.00	541,672.67	1.865	2.52	40501015
151,654,947	0.040	---	---	---	01/07/2008	21/02/2020	---	AVE (CR)	0.528	-3.65	€	0.548	03/05/2023	0.538	0.528	0.542	0.528	0.531	500@0.528	250@0.536	---	---	13,650	23	7,248.40	80,073.81	0.506	0.586	40301010
35,764,593	2.10	0.06	0.075	0.1046	02/05/2023	25/11/2019	---	BRIQ PROPERTIES (CR)	1.925	-1.03	€	1.945	03/05/2023	1.95	1.92	1.95	1.925	1.94	601@1.92	1310@1.94	---	---	24,980	54	48,459.09	68,846.84	1.9	2.11	35102030
101,123,806	0.360	---	---	---	22/07/2010	28/06/2011	---	CENTRIC HOLDINGS (CR)	0.285	---	↘	0.285	03/05/2023	---	---	---	---	---	2000@0.278	2500@0.282	---	---	---	---	---	28,820.28	0.263	0.333	40203040
784,500	10.00	---	0.3	---	24/05/2022	31/07/2018	---	CNL CAPITAL (CR)	7	---	↘	7	03/05/2023	---	---	---	---	---	---	530@7.00	-(6)-	2022	---	---	---	5,491.50	6.8	8	30202010
10,246,800	0.300	---	---	---	06/10/2005	13/02/2002	---	CPI SA (CR)	0.576	0.35	P	0.574	03/05/2023	0.582	0.57	0.582	0.576	0.573	200@0.564	145@0.578	---	---	2,010	6	1,151.80	5,902.16	0.548	0.722	10102030
18,680,300	0.050	---	---	---	06/07/2022	---	---	DIMAND (CR)	11.7	0.43	P	11.65	03/05/2023	11.75	11.65	11.8	11.7	11.762	8@11.65	200@11.70	---	---	4,747	46	55,835.70	218,559.51	11.5	14.9	35101010
54,200,000	0.075	---	0.035	---	19/07/2022	23/11/2021	---	EPSILON NET (CR)	7.98	1.27	P	7.88	03/05/2023	7.9	7.88	8	7.98	7.924	2678@7.90	7001@7.98	---	---	11,989	87	95,001.42	432,516.00	6.2	8	10101015
40,134,921	0.400	---	---	---	30/08/1993	05/12/2022	---	IDEAL HOLDINGS (CR)	4.495	0.22	P	4.485	03/05/2023	4.48	4.45	4.54	4.495	4.493	150@4.47	1565@4.50	---	---	13,160	70	59,133.22	180,406.47	3.38	4.8	10102030
167,868,482	0.300	---	---	---	20/08/2007	28/11/2022	---	LAVIPHARM SA (CR)	0.402	-4.96	€	0.423	03/05/2023	0.429	0.398	0.429	0.402	0.407	5000@0.401	10@0.409	---	---	311,014	179	126,553.93	67,483.13	0.366	0.48	20103015
4,740,000	0.860	---	---	---	14/03/2003	---	---	LOGISMOS S.A. (CR)	0.975	---	↘	0.975	03/05/2023	---	---	---	---	---	100@0.900	500@0.965	-(6)-	2022	---	---	---	4,621.50	0.91	1.1	10101015
17,120,280	0.940	0.06	0.06	---	27/06/2022	02/08/2019	---	LOULIS FOOD (CR)	2.49	---	↘	2.49	03/05/2023	2.47	2.47	2.49	2.49	2.474	30@2.47	412@2.49	---	---	25	2	61.85	42,629.50	2.38	2.82	45102020
4,419,616	1.58	---	---	0.1131	01/03/2023	04/03/2015	---	MEDICON S.A (CR)	3.64	-2.67	€	3.74	03/05/2023	3.77	3.6	3.77	3.64	3.644	25@3.61	12@3.73	---	---	811	16	2,955.40	16,087.40	3.45	4.15	20102010
468,700	2.24	3.42	---	---	03/05/2022	21/05/2004	---	MERMEREN KOMB. A.D. PR. (GDR)	38.8	---	↘	38.8	03/05/2023	---	---	---	---	---	5@38.00	100@38.80	1.30	2022	---	---	---	18,185.56	31	59	55102000
10,500,000	0.950	---	---	---	24/06/2008	22/07/2022	---	MEVACO SA (CR)	3.46	-1.14	€	3.5	03/05/2023	3.4	3.4	3.46	3.46	3.425	130@3.36	139@3.46	11.47	2022	1,240	5	4,246.40	36,330.00	2.52	3.5	55102015
87,127,162	0.500	---	---	---	21/05/2008	28/07/2021	---	PREMA (CR)	1.108	1.84	P	1.088	03/05/2023	1.094	1.09	1.11	1.108	1.097	750@1.10	975@1.11	---	---	36,086	107	39,577.01	96,536.90	1.07	1.36	35101010
24,377,795	0.230	---	---	---	27/06/2022	08/06/2022	---	PROFILE SA (CR)	3.25	-0.31	€	3.26	03/05/2023	3.28	3.22	3.28	3.25	3.253	1686@3.22	566@3.25	---	---	29,625	123	96,369.20	79,227.83	2.575	3.56	10101010
27,345,120	0.280	---	---	---	18/07/2005	26/02/2014	---	QUALITY & RELIABILITY SA (CR)	0.546	-1.80	€	0.556	03/05/2023	0.556	0.526	0.556	0.546	0.542	500@0.542	30@0.546	---	---	25,541	86	13,850.00	14,930.44	0.465	0.6	10101010
6,456,530	1.08	0.0804	0.12	---	14/07/2022	02/08/2010	---	SPACE HELLAS SA (CR)	6.32	-0.32	€	6.34	03/05/2023	6.36	6.3	6.5	6.32	6.348	250@6.06	98@6.44	---	---	3,148	46	19,982.66	40,805.27	5.28	6.9	15101010
17,190,046	0.290	---	---	---	16/11/1992	30/11/2022	---	UNIBIOS (CR)	0.626	-0.32	€	0.628	03/05/2023	0.614	0.61	0.626	0.626	0.614	255@0.616	1779@0.626	---	---	3,728	9	2,288.22	10,760.97	0.558	0.719	50204000
32,413,681	0.370	---	---	---	15/07/2009	11/05/2000	---	ALUMIL (CR)	2.1	1.45	P	2.07	03/05/2023	2.07	2.05	2.12	2.1	2.065	100@2.08	89@2.10	---	---	4,582	44	9,461.27	68,068.73	1.986	2.54	55102035
3,534,269	3.44	(0.4452)	0.6908	---	16/12/2022	19/07/2022	---	ANDROMEDA SA (CR)	6.78	-0.88	€	6.84	03/05/2023	6.78	6.72	6.86	6.78	6.811	126@6.72	284@6.78	---	2022	1,632	21	11,115.40	23,962.34	5.9	7.1	30204000
18,810,000	0.400	---	---	---	08/07/2010	14/11/2007	---	VARVERIS - MODA BAGNO SA (CR)	0.645	0.78	P	0.64	03/05/2023	0.645	0.6	0.655	0.645	0.626	650@0.615	350@0.650	---	---	7,616	36	4,764.59	12,132.45	0.6	0.8	40401025
23,986,500	1.05	---	---	---	26/06/2009	15/03/2000	---	BIOKARPET S.A.(CR)	2.06	---	↘	2.06	03/05/2023	2.03	1.98	2.06	2.06	2.007	316@2.00	378@2.06	---	---	3,146	13	6,315.13	49,412.19	1.5	2.17	50101035
6,325,000	0.600	---	0.19	---	04/07/2022	17/02/2014	---	VOYATZOGLOU (CR)	2.24	---	↘	2.24	03/05/2023	2.24	2.24	2.24	2.24	2.24	250@2.10	46@2.24	---	---	384	4	860.16	14,168.00	1.97	2.48	50205010
24,060,000	0.300	0.035	0.055	0.075	25/04/2023	01/07/2019	---	GEN. COMMERCIAL & IND.SA (CR)	1.265	2.85	P	1.23	03/05/2023	1.26	1.24	1.265	1.265	1.241	800@1.23	118@1.27	7.82	2022	960	5	1,191.75	30,435.90	1.175	1.42	50205010
15,878,748	0.480	---	---	---	10/07/2006	22/03/2004	---	DOMIKI KRITIS SA (CR)	0.756	---	↘	0.756	03/05/2023	0.756	0.756	0.756	0.756	0.756	2000@0.730	185@0.760	---	---	350	1	264.60	12,004.33	0.71	0.85	50101010
34,720,000	0.310	---	---	---	16/06/2010	01/08/2007	---	DROMEAS SA (CR)	0.331	5.75	P	0.313	03/05/2023	0.331	0.331	0.331	0.331	0.331	130@0.307	1990@0.313	---	---	10	1	3.31	11,492.32	0.3	0.389	40202015
13,673,200	0.880	---	---	---	18/07/2008	26/07/2001	---	EVROFARMA SA (CR)	0.81	-1.22	€	0.82	03/05/2023	0.75	0.75	0.815	0.81	0.754	200@0.770	1490@0.810	---	---	1,081	11	815.60	11,075.29	0.684	0.876	45102020
11,250,000	0.520	---	0.0405	---	01/08/2022	09/11/2015	---	EKTER SA (CR)	1.55	-0.96	€	1.565	03/05/2023	1.6	1.515	1.61	1.55	1.541	500@1.52	714@1.55	---	---	23,656	114	36,448.45	17,437.50	1.33	1.755	50101010
18,410,839	1.00	0.027	0.262	---	24/08/2022	10/09/2010	---	ELASTRON (CR)	2.57	-1.15	€	2.6	03/05/2023	2.62	2.54	2.62	2.57	2.566	50@2.56	500@2.61	---	---	4,076	34	10,457.19	47,315.86	2.21	2.82	55102010
60,295,607	0.240	---	---	---	09/07/2007	01/07/2021	---	ELGEKA SA (CR)	0.439	---	↘	0.439	03/05/2023	0.448	0.416	0.448	0.439	0.435	50@0.427	1300@0.439	---	---	6,441	17	2,805.03	26,469.77	0.38	0.459	45201010
23,828,130	0.500	---	0.0737	---	18/07/20220																								

Number of Outstanding Securities	Nominal Value	Dividends [1]			Date of Last Coupon Dividend [2]		Note	Shares	Closing price	% change	Previous closing price/date	Open price	Price min	Price max	Last price	Avg price	Last Bid [7]	Last Ask [7]	P/E after tax	Year	Volume	Trades	Transactions Value[8]	Company Mkt Value (thou. €)	Year low	Year high	Sector[4]
26,730,187	0.520	0.08	0.1	---	29/06/2022	01/08/2017	---	ELTON SA (CR)	2.38	-2.86 €	2.45 03/05/2023	2.47	2.37	2.47	2.38	2.408	3450@2.37	714@2.40	---	---	21,514	84	51,795.68	63,617.85	2.08	2.59	50205010
30,000,000	0.050	0.06	0.09	---	13/05/2022	11/06/2020	---	ENTERSOFT (CR)	4.33	-3.35 €	4.48 03/05/2023	4.48	4.33	4.48	4.33	4.43	671@4.33	200@4.44	---	---	19,682	94	87,182.89	129,900.00	3.61	4.68	10101015
36,300,000	1.12	0.223	0.2186	---	14/09/2022	12/12/2007	---	THESSALONIKA WATER & SEWERAGE	3.26	0.31 P	3.25 03/05/2023	3.25	3.21	3.3	3.26	3.255	160@3.23	100@3.25	---	---	8,225	53	26,776.28	118,338.00	3.21	3.66	65102030
14,833,480	0.300	---	---	---	02/06/2010	04/02/2022	---	EUROCONSULTANTS S.A. (CR)	0.636	-1.24 €	0.644 03/05/2023	0.648	0.622	0.648	0.636	0.628	500@0.630	428@0.636	---	---	14,640	61	9,192.65	9,434.09	0.576	0.66	50205020
86,735,980	0.310	---	---	---	06/07/2009	18/08/2022	---	ATHENS MEDICAL CENTER SA (CR)	1.41	-2.08 €	1.44 03/05/2023	1.42	1.405	1.43	1.41	1.418	1467@1.41	1525@1.43	---	---	12,409	74	17,591.23	122,297.73	1.4	1.8	20101025
114,320,400	0.100	---	0.01	---	26/11/2021	05/08/2019	---	IKTINOS HELLAS SA (CR)	0.52	--- γ	0.52 03/05/2023	0.525	0.51	0.529	0.52	0.523	500@0.510	24847@0.520	---	---	287,590	113	150,406.48	59,446.61	0.4855	0.675	50101035
8,226,132	0.450	---	---	---	15/05/2009	13/10/2014	---	ILYDA S.A. (CR)	1.23	2.93 P	1.195 03/05/2023	1.22	1.185	1.235	1.23	1.21	1957@1.22	340@1.23	7.88	2022	4,604	35	5,572.22	10,118.14	1.055	1.41	10101015
2,566,836	0.440	---	0.016	---	15/07/2022	09/01/2007	---	INTERWOOD-XYLEMPORIA (PR)	0.33	--- γ	0.33 03/05/2023	---	---	---	---	---	---	2500@0.330	---	---	---	---	---	10,608.27	0.192	0.332	50101020
34,986,430	0.440	---	---	---	25/07/2008	23/02/2010	---	INTERWOOD-XYLEMPORIA (CR)	0.279	-0.36 €	0.28 03/05/2023	0.282	0.27	0.283	0.278	0.279	880@0.272	3800@0.279	---	---	69,382	47	19,326.34	10,608.27	0.1975	0.3	50101020
18,567,912	0.590	0.12	0.12	---	06/07/2022	26/01/2021	---	INTERLIFE G.C.I.(CR)	3.52	-0.57 €	3.54 03/05/2023	3.59	3.52	3.59	3.52	3.521	304@3.52	300@3.69	---	2022	750	8	2,640.80	65,359.05	3.47	3.98	30302025
8,424,900	0.500	---	---	---	12/07/2010	04/07/2019	---	INTERTECH SA (CR)	1.03	3.00 P	1 03/05/2023	1	0.98	1.03	1.03	0.991	50@0.982	48@1.03	17.78	2022	754	12	747.44	8,677.65	0.92	1.235	50205010
19,804,134	0.150	---	---	---	01/07/2004	06/11/2017	---	KEKROPS SA (CR)	1.15	--- γ	1.15 03/05/2023	1.165	1.105	1.165	1.15	1.124	99@1.11	293@1.15	2.19	2022	1,911	11	2,148.13	22,774.75	0.903	1.4	35101010
40,219,218	0.260	---	---	---	29/08/2022	10/06/2019	---	KLOUKINAS - LAPPAS SA (CR)	0.978	-0.81 €	0.986 03/05/2023	0.986	0.974	0.986	0.978	0.982	3000@0.956	328@0.978	---	---	1,530	11	1,502.41	39,334.40	0.5	0.988	50101010
11,510,102	0.890	---	---	---	24/06/2005	06/10/1999	---	NAFPAKTOS TEXTILE (CR)	1.01	--- γ	1.01 03/05/2023	---	---	---	---	---	150@0.970	5@1.05	---	---	---	---	---	11,625.20	0.93	1.23	55101020
21,224,340	0.420	0.0035	0.02	---	06/09/2022	25/04/2006	---	KORDELLOS BROS SA (CR)	0.534	-0.37 €	0.536 03/05/2023	0.538	0.53	0.538	0.534	0.532	500@0.528	990@0.534	4.69	2022	4,360	8	2,320.24	11,333.80	0.462	0.7	55102010
33,065,136	0.380	0.2	0.2001	---	18/08/2022	16/09/2013	---	KRI-KRI S.A. (CR)	6.9	1.17 P	6.82 03/05/2023	6.98	6.9	7	6.9	6.935	179@6.90	597@7.00	71.86	2022	15,722	35	109,027.60	228,149.44	6.08	7	45102020
18,017,472	0.360	---	---	---	09/09/2022	28/08/2017	---	KTIMA KOSTAS LAZARIDIS SA (CR)	1.72	-1.15 €	1.74 03/05/2023	1.66	1.66	1.72	1.72	1.664	44@1.66	2384@1.72	---	---	486	4	808.56	30,990.05	1.55	1.78	45101015
7,595,160	0.600	---	---	---	10/09/2019	18/08/2010	---	KIRIAKOULIS SHIPPING SA (CR)	0.94	3.75 P	0.906 03/05/2023	0.868	0.868	0.954	0.94	0.92	16@0.940	50@0.954	---	---	11,647	86	10,720.77	7,139.45	0.868	1.265	40501015
6,200,000	0.500	---	---	---	22/06/2010	01/11/1995	---	MINERVA KNITWEAR (CR)	0.496	--- γ	0.496 03/05/2023	---	---	---	---	---	---	300@0.496	---	---	---	---	---	3,075.20	0.414	0.585	40204020
5,939,268	0.620	---	---	---	10/07/2003	03/01/2002	---	LANAKAM SA (CR)	0.93	--- γ	0.93 03/05/2023	---	---	---	---	---	50@0.870	1053@0.930	---	---	---	---	---	5,523.52	0.716	1.16	40401020
9,819,370	0.500	---	---	---	14/08/2007	09/01/2004	---	MATHIOS REFRACTORY SA (CR)	0.72	--- γ	0.72 03/05/2023	---	---	---	---	---	700@0.680	384@0.700	---	---	---	---	---	7,069.95	0.565	0.885	55101000
29,250,000	0.360	0.02	0.0401	---	21/06/2022	25/04/2019	---	MOTODYNAMICS S.A. (CR)	3.21	-0.31 €	3.22 03/05/2023	3.22	3.13	3.22	3.21	3.165	3859@3.17	2180@3.21	---	---	15,134	53	47,893.71	93,892.50	2.04	3.37	40401030
32,188,050	1.04	---	---	---	21/07/2008	20/01/2000	---	MOUZAKIS (CR)	0.7	--- γ	0.7 03/05/2023	---	---	---	---	---	1200@0.685	91@0.735	---	---	---	---	---	22,531.64	0.65	0.806	55101020
43,200,000	1.00	---	0.0824	---	07/09/2022	14/06/2022	---	MPLE KEDROS (CR)	2.4	0.42 P	2.39 03/05/2023	2.39	2.38	2.4	2.4	2.385	37@2.40	2200@2.41	---	---	13,595	25	32,423.14	103,680.00	2.19	2.4	35102000
6,340,000	0.600	0.134	0.17	0.1	09/12/2022	12/01/2023	---	NAKAS MUSIC	2.3	--- γ	2.3 03/05/2023	---	---	---	---	---	30@2.26	65@2.42	---	---	---	---	---	14,582.00	2.16	2.7	40401030
10,080,000	3.00	1.42	1.5	---	27/04/2022	27/08/2001	---	TPA SA (CR)	24.8	-0.80 €	25 03/05/2023	24.7	24.6	25	24.8	24.79	100@24.60	39@25.10	---	---	968	11	23,996.90	249,984.00	22.7	26.3	50206060
4,971,466	1.46	---	---	---	04/07/2007	08/10/2003	---	PAIRIS SA (CR)	1	--- γ	1 03/05/2023	---	---	---	---	---	1000@0.950	2000@1.01	---	---	---	---	---	4,971.47	0.83	1.18	50203030
27,098,594	0.540	0.07	0.05	0.0201	05/12/2022	14/01/2021	---	PAPOUTSANIS (CR)	2.35	--- γ	2.35 03/05/2023	2.37	2.35	2.37	2.35	2.364	2@2.35	2988@2.37	21.22	2022	148	4	349.80	63,681.70	2.26	2.51	45201020
7,070,400	0.930	0.1081	0.3242	---	17/06/2022	06/05/2016	---	PETROPOULOS PETROS (CR)	7.46	-0.27 €	7.48 03/05/2023	7.48	7.42	7.5	7.46	7.466	180@7.42	450@7.46	---	---	6,320	28	47,187.60	52,745.18	5.9	7.5	50206015
21,912,599	0.300	---	---	---	11/04/2011	23/02/2007	---	REVOIL (CR)	1.42	1.43 P	1.4 03/05/2023	1.4	1.4	1.42	1.42	1.401	583@1.40	4677@1.42	---	---	10,378	14	14,537.40	31,115.89	1.21	1.5	60101020
13,582,223	1.35	---	---	---	24/06/2008	02/02/2016	---	SIDMA STEEL (CR)	2.3	0.44 P	2.29 03/05/2023	2.3	2.3	2.3	2.3	2.3	150@2.27	1000@2.32	---	---	5	1	11.50	31,239.11	1.85	2.85	55102010
40,693,350	5.00	---	---	---	03/07/2006	26/05/2015	---	TECHNICAL OLYMPIC SA (CR)	1.995	-0.25 €	2 03/05/2023	1.95	1.95	2	1.995	1.985	250@1.98	80@2.00	---	---	6,704	33	13,304.45	81,183.23	1.76	2.41	40202010
3,048,000	0.300	---	---	---	06/07/2007	01/06/2021	---	TZIRAKIAN PROFIL (CR)	1.855	0.82 P	1.84 03/05/2023	1.88	1.8	1.89	1.855	1.812	30@1.81	22@1.86	32.49	2022	2,406	21	4,360.78	5,654.04	1.76	2.22	55102010
10,203,575	0.730	---	---	---	16/07/2007	18/10/1999	---	FIERATEX SA (CR)	0.38	-7.54 €	0.411 03/05/2023	0.404	0.37	0.404	0.38	0.385	1800@0.371	700@0.396	---	2022	20,636	33	7,939.66	3,877.36	0.37	0.5	55101020
8,340,750	1.16	---	---	---	25/06/2009	17/09/2018	---	HAIDEMENOS SA (CR)	0.55	--- γ	0.55 03/05/2023	---	---	---	---	---	2500@0.474	446@0.550	---	2022	---	---	---	4,587.41	0.452	0.6	50205030

Main Market - Low Liquidity Class

11,795,024	0.540	0.087	0.136	---	04/07/2022	30/08/2019	---	FLEXOPACK SA (CR)	8.2	-1.21 €	8.3 03/05/2023	8.4	8.2	8.4	8.25	8.274	90@8.15	3@8.40	---	---	3,880	39	32,103.30	96,719.20	7.45	9.45	50203030
10,500,000	4.00	0.37	0.29	---	31/05/2022	02/08/2016	---	INTERCONTINENTAL (CR)	6.4	--- γ	6.4 03/05/2023	---	---	---	---	---	308@6.35	500@6.50	12.21	2022	---	---	---	67,200.00	6.3	6.85	35102000

Number of Outstanding Securities	Nominal Value	Dividends [1]			Date of Last Coupon		Note	Shares	Closing price	% change	Previous closing price/date	Open price	Price min	Price max	Last price	Avg price	Last Bid [7]	Last Ask [7]	P/E after tax	Year	Volume	Trades	Transactions Value[8]	Company Mkt Value (thou. €)	Year low	Year high	Sector[4]
		2020	2021	2022	Dividend [2]	Right																					
57,434,884	1.31	---	---	---	05/06/2008	12/06/2009	---	REDS S.A. (CR)	2.66	-2.56 ⬇	2.73 03/05/2023	2.66	2.66	2.66	2.66	2.66	45@2.64	300@2.73	---	---	800	3	2,128.00	152,776.79	2.26	3	35101010
151,532,467	0.500	0.01	0.02	---	22/07/2022	10/06/2020	---	TRASTOR REAL EST. INV. CO.(CR)	1.02	---	1.02 03/05/2023	---	---	---	---	---	1500@0.990	328@1.03	---	---	---	---	---	154,563.12	0.965	1.14	35102000
15,300,000	0.300	---	---	---	30/07/2009	13/12/1999	---	ATTICA PUBLICATIONS SA (CR)	0.286	0.70 ⬆	0.284 03/05/2023	0.286	0.286	0.286	0.286	0.286	500@0.262	500@0.288	---	---	1,000	1	286.00	4,375.80	0.236	0.39	40301030
15,000,000	0.300	---	---	---	06/07/2007	18/07/2000	---	DAIOS PLASTICS SA (CR)	3.12	---	3.12 03/05/2023	3.12	3.12	3.12	3.12	3.12	100@3.14	109@3.42	---	---	350	1	1,092.00	46,800.00	2.92	3.52	50203015
3,307,500	0.210	---	---	---	11/08/2010	30/11/2022	---	ELVE SA (CR)	4.98	---	4.98 03/05/2023	---	---	---	---	---	50@4.80	50@5.00	19.63	2022	---	---	---	16,471.35	4.6	5.2	40204020
2,760,000	11.83	9.4	11	---	14/06/2022	16/07/1990	---	KARELIA (CR)	340	0.59 ⬆	338 03/05/2023	340	336	340	336	339.385	5@336.00	4@344.00	---	---	13	2	4,412.00	938,400.00	288	340	45103010
6,700,000	0.800	0.179	0.047	---	24/08/2022	29/05/2014	---	MILLS KEPENOS (CR)	2.28	---	2.28 03/05/2023	---	---	---	---	---	90@2.14	100@2.34	16.84	2022	---	---	---	15,276.00	1.93	2.54	45102020
21,364,000	1.12	---	---	---	29/07/2019	08/03/2023	---	LAMPSPA HOTEL SA (CR)	24	---	24 03/05/2023	---	---	---	---	---	100@23.00	100@24.00	---	---	---	---	---	512,736.00	20.6	24	40501025
8,321,682	0.670	---	---	---	17/08/2007	23/11/1999	---	N. LEVENTERIS (CR)	0.27	---	0.27 03/05/2023	---	---	---	---	---	1000@0.250	2800@0.296	---	2022	---	---	---	2,856.12	0.22	0.364	55102010
2,160,524	0.670	---	---	---	03/12/2018	23/11/1999	---	N. LEVENTERIS (PR)	0.282	---	0.282 03/05/2023	---	---	---	---	---	---	1110@0.310	---	2022	---	---	---	2,856.12	0.218	0.342	55102010
27,379,200	0.980	---	---	---	03/07/2020	29/08/2022	---	CRETE PLASTICS SA (CR)	16.7	2.45 ⬆	16.3 03/05/2023	16.5	16.5	16.7	16.7	16.54	1571@16.30	100@16.70	---	---	500	3	8,270.00	457,232.64	14.7	17.1	50203015
255,494,534	2.71	0.352	0.279	0.11	14/12/2022	30/09/2021	---	PRODEA (CR)	8.2	---	8.2 03/05/2023	---	---	---	---	---	100@7.50	960@8.10	---	---	---	---	---	2,095,055.18	7.3	8.6	35102000
4,181,450	0.500	---	---	---	21/08/2000	05/03/2002	---	FLOUR MILLS SARANTOPOULOS SA	1.13	---	1.13 03/05/2023	---	---	---	---	---	---	280@1.23	---	---	---	---	---	4,725.04	1.02	1.5	45102020

Exchange Traded Funds (ETFs)

906,928	---	---	---	---	15/06/2016	---	ALPHA ETF FTSE Athex Large Cap	26.84	0.30 ⬆	26.76 03/05/2023	26.76	26.76	26.84	26.84	26.78	2500@20.00	108@30.00	---	---	4	2	107.12	---	22.5	27.79	12003
---------	-----	-----	-----	-----	------------	-----	--------------------------------	-------	---------------	------------------	-------	-------	-------	-------	-------	------------	-----------	-----	-----	---	---	--------	-----	------	-------	-------

Surveillance

356,314,416	0.060	---	---	---	07/07/2010	21/09/2017	5160	FRIGOGLASS SA (CR)	0.0565	-5.83 ⬇	0.06 03/05/2023	0.0565	0.0565	0.0565	0.0565	0.057	30600@0.056	225775@0.057	---	---	214,675	43	12,129.14	20,131.76	0.05	0.158	50204000
65,326,268	0.530	---	---	---	04/07/2007	19/07/2006	4750	SATO SA (CR)	0.027	---	0.027 03/05/2023	0.027	0.027	0.027	0.027	0.027	37400@0.027	7213@0.029	---	---	34,000	3	918.00	1,763.81	0.0205	0.069	40202015
13,191,620	0.620	---	---	---	04/08/2010	09/09/2002	5232	YALCO - CONSTANTINOU (CR)	0.152	---	0.152 03/05/2023	---	---	---	---	---	5000@0.140	6000@0.150	---	---	---	---	---	2,005.13	0.152	0.28	40202020
13,000,000	1.00	---	---	---	01/08/2007	07/04/2000	5093	AKRITAS SA (CR)	0.46	---	0.46 03/05/2023	0.458	0.458	0.458	0.458	0.458	40@0.458	900@0.505	---	---	40	4	18.32	5,980.00	0.45	0.67	50101035
221,519,681	0.300	---	---	---	02/07/2008	28/02/2011	4957	ANEK LINES SA (CR)	0.226	---	0.226 03/05/2023	0.232	0.226	0.232	0.226	0.227	11600@0.224	22180@0.228	---	---	199,037	32	45,276.58	50,988.72	0.177	0.248	40501015
312,163	0.300	---	---	---	02/07/2008	28/02/2011	4959	ANEK LINES SA (PR, Issue '90)	0.072	---	0.072 03/05/2023	0.08	0.08	0.08	0.08	0.08	5000@0.086	---	---	---	41	1	3.28	50,988.72	0.072	0.086	40501015
2,969,713	0.300	---	---	---	02/07/2008	28/02/2011	4958	ANEK LINES SA (PR, Issue '96)	0.304	---	0.304 03/05/2023	---	---	---	---	---	1000@0.244	233@0.290	---	---	---	---	---	50,988.72	0.173	0.38	40501015
17,579,754	4.16	---	---	---	18/08/2006	02/08/2010	---	BIOTER SA (CR)	0.26	8.33 ⬆	0.24 03/05/2023	0.21	0.21	0.26	0.26	0.24	500@0.222	400@0.260	---	---	1,656	7	397.76	4,570.74	0.21	0.398	50101010
54,654,600	0.050	---	---	---	01/07/1998	30/12/2022	5275	VIS SA (CR)	0.158	---	0.158 03/05/2023	0.166	0.166	0.166	0.166	0.166	1000@0.158	1999@0.166	---	2022	200	2	33.20	8,635.43	0.149	0.378	50203030
51,754,364	0.300	---	---	---	23/12/2003	24/01/2007	5197	SELECTED TEXT. IND. ASSOC (CR)	0.129	---	0.129 03/05/2023	---	---	---	---	---	2000@0.120	1546@0.148	---	---	---	---	---	6,676.31	0.11	0.202	55101020
371,337,000	0.300	---	---	---	30/05/2013	01/07/2022	---	INTRALOT (CR)	0.59	-1.67 ⬇	0.6 03/05/2023	0.6	0.59	0.605	0.59	0.598	16494@0.590	20000@0.600	---	---	158,105	74	94,613.29	219,088.83	0.575	0.765	40501020
15,842,391	1.51	---	---	---	15/07/2009	12/05/2000	5141	BITROS HOLDING SA (CR)	0.52	---	0.52 03/05/2023	---	---	---	---	---	1810@0.500	1800@0.545	---	---	---	---	---	8,238.04	0.408	0.82	55102010
24,319,250	0.300	---	---	---	09/07/2002	04/07/2007	5165	PROODEFTIKH SA (CR)	0.525	11.70 ⬆	0.47 03/05/2023	0.47	0.47	0.525	0.525	0.5	500@0.490	4550@0.510	---	---	7,975	24	3,987.50	12,767.61	0.4	0.6	50101010
28,438,268	0.070	---	---	---	21/08/2006	24/11/1999	5253	SPIROY AGRICULTURE SA (CR)	0.19	---	0.19 03/05/2023	---	---	---	---	---	400@0.180	1000@0.190	---	---	---	---	---	5,403.27	0.15	0.23	45102010
1,011,000	1.00	---	---	---	01/07/2004	11/12/2012	5193	TRIA ALFA SA (CR)	10	---	10 03/05/2023	---	---	---	---	---	80@9.00	30@9.50	76.59	2022	---	---	---	10,110.00	7.6	16.9	55101020

Suspension Status

66,948,210	0.300	---	---	---	22/09/2015	22/09/2015	5179	FOLLI FOLLIE (CR)	4.8	---	4.8 24/05/2018	---	---	---	---	---	---	---	---	---	---	---	---	321,351.41	4.8	4.8	40401030
12,417,000	0.310	---	---	---	27/08/2019	28/08/2017	5233	MLS MULTIMEDIA SA (CR)	0.57	---	0.57 12/05/2020	---	---	---	---	---	---	---	---	---	---	---	---	7,077.69	0.57	0.57	10101015
6,330,002	0.300	---	---	---	25/06/2002	15/03/2019	5278	VARVARESSOS (CR)	0.24	---	0.24 02/05/2023	---	---	---	---	---	---	4@0.280	---	---	---	---	---	1,519.20	0.16	0.25	55101020
3,961,300	1.28	---	---	---	29/06/2004	03/08/2000	5248	DUROS SA (CR)	0.25	---	0.25 24/04/2023	---	---	---	---	---	---	---	---	---	---	---	---	990.33	0.2	0.3	40204020
7,085,888	1.59	---	---	---	02/07/1996	06/09/2010	5216	ELVIEMEK (CR)	2.6	---	2.6 30/09/2019	---	---	---	---	---	---	---	---	---	---	---	---	18,423.31	2.6	2.6	35101010

Number of Outstanding Securities	Nominal Value	Dividends [1]			Date of Last Coupon		Note	Shares	Closing price	% change	Previous closing price/date		Open price	Price min	Price max	Last price	Avg price	Last Bid [7]	Last Ask [7]	P/E after tax	Year	Volume	Trades	Transactions Value[8]	Company Mkt Value (thou. €)	Year low	Year high	Sector[4]
		2020	2021	2022	Dividend [2]	Right																						
7,125,216	0.650	---	---	---	01/07/2005	14/12/1999	4955	KRE.KA SA (CR)	0.28	---	↘	0.28	06/04/2023	---	---	---	---	---	---	---	---	---	---	---	1,995.06	0.17	0.43	45102010
7,734,375	1.00	---	---	---	09/07/2007	07/01/2011	5277	LIVANIS SA (CR)	0.125	---	↘	0.125	28/04/2023	---	---	---	---	---	841@0.130	---	---	---	---	---	966.80	0.12	0.18	40301030
22,075,665	0.330	0.05	0.1	---	21/06/2022	23/11/2021	---	PLAISIO COMPUTERS SA (CR)	4.58	---	↘	4.58	19/04/2023	---	---	---	---	---	---	---	---	---	---	---	101,106.55	4.48	4.6	40401010

Shares' Notes

Code	Note text
()	- Adjusted dividends.
*	- Last adjusted closing price.
[1]	- Net dividends.
[2]	- The "Date of Last Coupon" for New listings refers to the date company's stocks started to trade in Athex
[3]	- The Company Market Value is referred to the number of outstanding shares
[4]	- Sectors codification can be found in Appendix A
[5]	- The Market Value refers to the total number of shares listed (including their several classes) in the exchange by the company.
[6]	- P/E greater than 100
[7]	- Last view of the Order Book before the end of the trading session
[8]	- All Blocks Methods' Transactions Value are included.
4750	- Transfer to the Under Surveillance Category from 8/4/2011.
4955	- Transfer to the Surveillance Category as from 5/4/2013.
4957	- Transfer to the Surveillance Category as from 5/4/2013.
4958	- Transfer to the Surveillance Category as from 5/4/2013.
4959	- Transfer to the Surveillance Category as from 5/4/2013.
5093	- Transfer to the Surveillance Category as of 8/4/2015.
5141	- Transfer to the Surveillance Category as of 10/05/2017.
5160	- Transfer to the Surveillance Category as of 15/04/2016.
5165	- Transfer to the Surveillance Category as of 15/02/2018.
5179	- Suspension of trading as of 25/05/2018.
5193	- Transfer to the Surveillance Category as of 25/10/2018.
5197	- Transfer to the Surveillance Category as of 07/11/2018.
5216	- Suspension of trading as of 01/10/2019.
5232	- Transfer to the Under Surveillance Category from 08/04/2011.
5233	- Suspension of trading as of 13/05/2020.
5248	- Transfer to the Surveillance Category as of 06/09/20116.
5253	- Transfer to the Surveillance Category as of 14/5/2021.
5275	- Transfer to the Surveillance Category as of 09/07/2020.
5277	- Suspension of trading as of 02/05/2023.
5278	- Suspension of trading as of 03/05/2023.

Securities Blocks Details

Securities	Block Volume	Price	Block Trade Value	Time of approval	Note
IKTINOS HELLAS SA (CR)	70,000	0.525	36,750.00	11:03:50	20
IKTINOS HELLAS SA (CR)	70,000	0.525	36,750.00	11:04:20	20
IKTINOS HELLAS SA (CR)	70,000	0.525	36,750.00	11:04:41	20
PIRAEUS FINANCIAL HOLD (CR)	250,000	2.14	534,000.00	11:10:42	20
ALPHA SERVICES HOLD (CR)	300,000	1.17	352,200.00	11:39:54	20
JUMBO SA (CR)	100,000	21.12	2,112,000.00	11:43:44	20
PIRAEUS FINANCIAL HOLD (CR)	500,000	2.30	1,150,000.00	12:12:05	20
JUMBO SA (CR)	16,117	21.06	339,424.02	13:09:28	20
OPAP (CR)	44,258	15.84	701,046.72	13:09:55	20
MYTILINEOS (CR)	23,439	26.24	615,039.36	13:09:57	20
ALPHA SERVICES HOLD (CR)	276,061	1.16	321,335.00	13:34:15	20
FOURLIS (CR)	49,583	3.97	196,844.51	15:13:13	20
OPAP (CR)	25,000	15.90	397,500.00	15:15:38	20
MYTILINEOS (CR)	20,000	26.18	523,600.00	16:06:35	20
OTE (CR)	33,638	13.39	450,412.82	16:16:33	20

Blocks Notes

- 9 - Method 6-1 / Special Fees
- 10 - Method 6-1 / Special Fees, SDS
- 14 - Method 6-3 / Settlement, Incomplete Buy and Sell
- 18 - Method 6-2 / SPOT 1
- 19 - Method 6-2 / SPOT 2
- 20 - Method 6-1 and Method 6-1 Same Day Settlement
- 21 - Other Pre-agreed

Forced Sales Details

Securities	Category of Security	Transactions Volume	Number of Trades	Transactions Value	Note
No Forced Transactions.					

Forced Sales Notes

- 1 - Compulsory Public Forced Sales
- 2 - Forced Sales of Fixed Registered Shares
- 3 - Forced Sales of Remaining Fractional Shares

Forced Sales Registered Shares

Securities	Start Date	End Date	Initial Volume	Remaining Volume	Date	Avg price (day)	Avg price (period)	Number of Trades	Transactions Volume	Transactions Value
No Fixed Registered Shares Forced Sales.										

Forced Sales Notes

According to Decision 1/380/04.05.2008 of the Hellenic Republic Capital Market Commission, the certificated registered shares that have not been deposited to the issuer for dematerialisation, will be auctioned in the Athens Exchange by the supervising issuer. Forced sales procedure is held according to Article 99A of the Athens Exchange Rulebook. The average price of the period is calculated by dividing the Total transactions value by the Total volume and includes all the transactions made until the current date.

Exchange Traded Funds (ETFs) Characteristics

	Transactions Date (T)	Creation / Redemption	Units (T-1)	New Units (T-1)	Redemption Units (T-1)	Units (T) [1]	Fund Assets [2]	Net Unit Price	Dividend per Unit	Dividend Date
ALPHA ETF FTSE Athex Large Cap	04/05/2023	5,000	906,928	---	---	906,928	24,276,940.00	26.7683	0.52	01/07/2022

ETFs Notes

[1] - Units (T) = Units (T-1) + New Units (T-1) - Redemption Units (T-1)

[2] - The Creation / Redemption Units of T-1 are included.

Non Convertible Corporate Bonds - Regulated Market

Num Listed Bonds	Nominal price	Issue price	Today's Rate	Exp. Date	Duration (years)	Note	Coupon		Trading Unit	Corporate Bonds	Accrued Int.	Yield.T.Mat	Price min	Price max	Closing price	Previous closing price/date	Volume	Transactions Value	Last order		ear min	Year max		
							Common	Preffered											Price	Buy / Sell			Date	
100,000	1,000.00	1,000.00	2.95	11/02/2027	5	---	3	---	1	SAFE BULKERS PARTICIPATIONS PLC (Non Convertible)	6.8833	5.2340	91.4500	92.1000	92.1000	92.0000	03/05/2023	37,000	34,308.68	92.1000	B	34/05/2023	89.9269	96.3000
320,000	1,000.00	1,000.00	3.40	21/07/2027	7	---	6	---	1	LAMDA DEVELOPMENT S.A. (Non Convertible)	9.9167	4.9130	92.0000	93.0000	92.9890	93.3330	03/05/2023	62,000	57,887.46	92.1610	B	34/05/2023	91.4671	95.5000
200,000	1,000.00	1,000.00	2.10	27/10/2027	7	---	6	---	1	O.P.A.P. S.A. (Non Convertible)	0.6417	3.5990	92.6000	93.5000	93.3900	93.0000	03/05/2023	322,000	300,935.62	92.7000	B	34/05/2023	91.9800	95.4000
200,000	1,000.00	1,000.00	1.90	23/03/2028	7	---	5	---	1	MOTOR OIL CORINTH REFINERIES SA (Non Convertible)	2.4278	4.4300	88.2500	89.1500	88.9825	89.1750	03/05/2023	90,000	80,302.71	88.9000	B	34/05/2023	87.5500	90.5000
100,000	1,000.00	1,000.00	2.70	25/05/2026	5	---	4	---	1	COSTAMARE PARTICIPATIONS PLC (Non Convertible)	12.3000	4.2980	94.9999	95.0000	95.0000	95.0000	03/05/2023	22,000	21,170.60	95.0000	B	34/05/2023	92.1400	97.0000
300,000	1,000.00	1,000.00	2.30	20/07/2028	7	---	4	---	1	PRODEA REIC S.A.(Non Convertible)	6.9000	6.1110	83.0000	84.1500	83.7500	84.2500	03/05/2023	21,000	17,712.90	83.5000	B	34/05/2023	82.0100	85.8000
150,000	1,000.00	1,000.00	2.65	22/10/2026	5	---	4	---	1	CPLP SHIPPING HOLDINGS PLC (Non Convertible)	1.0306	4.1400	94.9000	94.9000	94.9000	94.5000	03/05/2023	1,000	950.03	94.4000	B	34/05/2023	92.5500	96.0000
250,000	1,000.00	1,000.00	2.45	16/11/2028	7	---	3	---	1	ELVALHALCOR S.A. (Non Convertible)	11.7736	4.9300	87.5200	88.4000	88.3000	87.9500	03/05/2023	67,000	59,766.43	87.9000	B	34/05/2023	85.6375	91.0000
500,000	1,000.00	1,000.00	2.75	03/07/2027	7	---	6	---	1	GEK TERNA S.A. (Non Convertible)	9.5486	5.2320	89.9000	90.2500	89.9817	89.4460	03/05/2023	30,000	27,280.95	89.9000	B	34/05/2023	86.8000	91.0000
300,000	1,000.00	1,000.00	2.30	14/12/2028	7	---	3	---	1	GEK TERNA S.A. (Non Convertible)	9.2639	5.5910	85.0000	85.0000	85.0000	85.3410	03/05/2023	1,000	859.26	85.0000	B	34/05/2023	82.1339	87.4500
175,000	1,000.00	1,000.00	3.40	26/07/2024	5	---	8	---	1	ATTICA HOLDINGS S.A. (Non Convertible)	9.6333	4.6600	97.8000	97.8000	97.8000	97.8530	02/05/2023	5,000	4,938.17	97.7141	B	34/05/2023	96.6179	98.5000
230,000	1,000.00	1,000.00	4.70	12/07/2029	7	---	2	---	1	LAMDA DEVELOPMENT S.A. (Non convertible)	15.1444	4.6080	99.5800	99.5900	99.5810	99.5900	03/05/2023	30,000	30,328.63	99.0500	B	34/05/2023	94.9889	101.0000
100,000	1,000.00	1,000.00	4.40	26/07/2029	7	---	2	---	1	CPLP SHIPPING HOLDINGS PLC (Non Convertible)	12.4667	4.4490	98.9000	99.8000	99.0000	99.4000	03/05/2023	7,000	7,022.37	98.9000	B	34/05/2023	97.2369	100.8000
200,000	1,000.00	1,000.00	3.60	12/03/2026	7	---	9	---	1	AEGEAN AIRLINES S.A. (Non Convertible)	5.6000	3.9660	96.6100	97.4900	97.4900	96.8260	03/05/2023	80,000	77,815.59	96.6100	B	34/05/2023	95.6301	98.6000
150,000	1,000.00	1,000.00	2.60	22/10/2026	7	---	8	---	1	TERNA ENERGY FINANCE S.A. (Non Convertible)	1.0111	4.3360	92.9000	94.0000	93.4664	93.1200	28/04/2023	57,000	53,333.45	94.0000	B	34/05/2023	92.5000	95.7400
100,000	1,000.00	1,000.00	2.80	25/01/2027	5	---	3	---	1	PREMIA S.A. (Non Convertible)	8.0111	6.4110	88.3000	88.3004	88.3003	88.8830	27/04/2023	5,000	4,455.07	88.5001	B	34/05/2023	87.6862	92.5100
120,000	1,000.00	1,000.00	3.95	04/04/2025	7	---	11	---	1	GEK TERNA S.A. (Non Convertible)	3.7306	3.7390	99.0000	99.0000	99.0000	99.2000	03/05/2023	10,000	9,937.31	98.6001	B	34/05/2023	97.5523	99.8000
90,000	1,000.00	1,000.00	3.00	11/05/2023	5	---	10	---	1	CORAL A.E. (Non Convertible)	14.8333	43.1260	---	---	---	99.1000	20/04/2023	---	---	99.2000	B	34/05/2023	98.8101	100.2000

Corporate Bonds Notes

Transactions Volume = (Pieces) * (Nominal Price). Transactions Value = (Pieces) * (Nominal Price) * (price %) + (Accrued interest).
The price of a Bond is stated as a percentage (%) of Bond's Nominal Price.
Nominal Price in Euros (€), except if it is noted differently.

Non Convertible Corporate Bonds - Regulated Market

Num Listed Bonds	Nominal price	Issue price	Today's Rate	Exp. Date	Duration (years)	Note	Coupon		Trading Unit	Corporate Bonds	Accrued Int.	Yield.T.Mat	Price min	Price max	Closing price	Previous closing price/date	Volume	Transactions Value	Last order		ear min	Year max		
							Common	Preffered											Price	Buy / Sell			Date	
20,148	1,000.00	1,000.00	4.95	26/06/2023	5	---	10	---	1	B&F COMM. & GARM. INDUS. S.A. (Non Convertible)	18.1500	7.8470	---	---	---	99.3000	21/04/2023	---	---	99.4000	B	34/05/2023	99.0571	100.6899
120,000	1,000.00	1,000.00	2.65	06/12/2028	7	---	3	---	1	NOVAL PROPERTY REIC (Non Convertible)	11.2625	5.1960	87.1501	87.9800	87.9800	87.9500	03/05/2023	34,000	30,281.13	86.9463	B	34/05/2023	84.3700	90.8700

Corporate Bonds Notes

Transactions Volume = (Pieces) * (Nominal Price). Transactions Value = (Pieces) * (Nominal Price) * (price %) + (Accrued interest).
The price of a Bond is stated as a percentage (%) of Bond's Nominal Price.
Nominal Price in Euros (€), except if it is noted differently.

Government Bonds

Number Listed Bonds	Nominal price	Today's Rate	Accrued Interest Calc	Exp. Date [1]	Duration (years)	Note	Coupons Date	Curr. coupon value	Trading Unit	Government Bonds	Price min	Price max	Closing price	Previous closing price/date	Volume	Transactions Value	Price	Last order Buy / Sell	Date
4,500,000	1,000.00	1.88	Actual/Actual	04/02/2035	15	---	04/02	1.88	1	GGB-FXD-040235-15Y-1.875-1.000	---	---	---	---	---	---	---	---	---
2,500,000	1,000.00	3.45	Actual/Actual	02/04/2024	5	---	02/04	3.45	1	GGB-FXD-020424-05Y-3.450-1.000	---	---	---	---	---	---	---	---	---
6,000,000	1,000.00	0.75	Actual/Actual	18/06/2031	10	---	18/06	0.75	1	GGB-FXD-180631-10Y-0.750-1.000	---	---	---	---	---	---	---	---	---
2,500,000	1,000.00	3.88	Actual/Actual	15/06/2028	5	---	15/06	3.88	1	GGB-FXD-150628-05Y-3.875-1.000	---	---	---	---	---	---	---	---	---
5,962,747,327	1.00	3.75	Actual/Actual	30/01/2028	10	---	/02 - 01/02 - 31/	3.75	1	GGB-FXD-300128-10Y-3.750-1.00	---	---	---	85.4610 13/07/2018	---	---	1.0000	B	28/11/2018
7,067,309,386	1.00	3.90	Actual/Actual	30/01/2033	15	---	/02 - 01/02 - 31/	3.90	1	GGB-FXD-300133-15Y-3.900-1.00	---	---	---	78.6730 13/07/2018	---	---	1.0000	B	28/11/2018
5,472,848,349	1.00	4.00	Actual/Actual	30/01/2037	19	---	/02 - 01/02 - 31/	4.00	1	GGB-FXD-300137-19Y-4.000-1.00	---	---	---	77.0370 13/07/2018	---	---	1.0000	B	28/11/2018
5,276,770,669	1.00	4.20	Actual/Actual	30/01/2042	24	---	/02 - 01/02 - 31/	4.20	1	GGB-FXD-300142-24Y-4.200-1.00	---	---	---	77.7640 13/07/2018	---	---	1.0000	B	28/11/2018
48,794,718	1.00	4.30	Actual/Actual	24/02/2024	12	---	24/02	4.30	1	GGB-FXD-240224-12Y-2.000-1.00	---	---	---	10.0000 22/06/2015	---	---	---	---	---
40,248,141	1.00	4.30	Actual/Actual	24/02/2025	13	---	24/02	4.30	1	GGB-FXD-240225-13Y-2.000-1.00	---	---	---	10.0000 22/06/2015	---	---	---	---	---
59,586,043	1.00	4.30	Actual/Actual	24/02/2026	14	---	24/02	4.30	1	GGB-FXD-240226-14Y-2.000-1.00	---	---	---	10.0000 22/06/2015	---	---	---	---	---
41,118,344	1.00	4.30	Actual/Actual	24/02/2027	15	---	24/02	4.30	1	GGB-FXD-240227-15Y-2.000-1.00	---	---	---	10.0000 22/06/2015	---	---	---	---	---
45,137,734	1.00	4.30	Actual/Actual	24/02/2028	16	---	24/02	4.30	1	GGB-FXD-240228-16Y-2.000-1.00	---	---	---	10.0000 22/06/2015	---	---	---	---	---
61,768,888	1.00	4.30	Actual/Actual	24/02/2029	17	---	24/02	4.30	1	GGB-FXD-240229-17Y-2.000-1.00	---	---	---	10.0000 22/06/2015	---	---	---	---	---
54,567,744	1.00	4.30	Actual/Actual	24/02/2030	18	---	24/02	4.30	1	GGB-FXD-240230-18Y-2.000-1.00	---	---	---	10.0000 22/06/2015	---	---	---	---	---
37,541,515	1.00	4.30	Actual/Actual	24/02/2031	19	---	24/02	4.30	1	GGB-FXD-240231-19Y-2.000-1.00	---	---	---	10.0000 22/06/2015	---	---	---	---	---
37,558,317	1.00	4.30	Actual/Actual	24/02/2032	20	---	24/02	4.30	1	GGB-FXD-240232-20Y-2.000-1.00	---	---	---	10.0000 22/06/2015	---	---	---	---	---
37,473,732	1.00	4.30	Actual/Actual	24/02/2033	21	---	24/02	4.30	1	GGB-FXD-240233-21Y-2.000-1.00	---	---	---	10.0000 22/06/2015	---	---	---	---	---
33,888,293	1.00	4.30	Actual/Actual	24/02/2034	22	---	24/02	4.30	1	GGB-FXD-240234-22Y-2.000-1.00	---	---	---	10.0000 22/06/2015	---	---	---	---	---
35,177,800	1.00	4.30	Actual/Actual	24/02/2035	23	---	24/02	4.30	1	GGB-FXD-240235-23Y-2.000-1.00	---	---	---	10.0000 22/06/2015	---	---	---	---	---
35,547,268	1.00	4.30	Actual/Actual	24/02/2036	24	---	24/02	4.30	1	GGB-FXD-240236-24Y-2.000-1.00	---	---	---	10.0000 22/06/2015	---	---	---	---	---
40,246,306	1.00	4.30	Actual/Actual	24/02/2037	25	---	24/02	4.30	1	GGB-FXD-240237-25Y-2.000-1.00	---	---	---	10.0000 22/06/2015	---	---	---	---	---
37,643,952	1.00	4.30	Actual/Actual	24/02/2038	26	---	24/02	4.30	1	GGB-FXD-240238-26Y-2.000-1.00	---	---	---	10.0000 22/06/2015	---	---	---	---	---
36,977,100	1.00	4.30	Actual/Actual	24/02/2039	27	---	24/02	4.30	1	GGB-FXD-240239-27Y-2.000-1.00	---	---	---	10.0000 22/06/2015	---	---	---	---	---
41,615,000	1.00	4.30	Actual/Actual	24/02/2040	28	---	24/02	4.30	1	GGB-FXD-240240-28Y-2.000-1.00	---	---	---	10.0000 22/06/2015	---	---	---	---	---
42,227,208	1.00	4.30	Actual/Actual	24/02/2041	29	---	24/02	4.30	1	GGB-FXD-240241-29Y-2.000-1.00	---	---	---	10.0000 22/06/2015	---	---	---	---	---
68,288,487	1.00	4.30	Actual/Actual	24/02/2042	30	---	24/02	4.30	1	GGB-FXD-240242-30Y-2.000-1.00	---	---	---	10.0000 22/06/2015	---	---	---	---	---
4,000,000	1,000.00	3.88	Actual/Actual	12/03/2029	10	---	12/03	3.88	1	GGB-FXD-120329-10Y-3.875-1.000	---	---	---	---	---	---	100.0000	B	15/10/2019
4,500,000	1,000.00	0.00	Actual/Actual	12/02/2026	5	---	12/02	0.00	1	GGB-FXD-120226-05Y-0.000-1.000	---	---	---	---	---	---	---	---	---
3,000,000	1,000.00	3.38	Actual/Actual	15/02/2025	7	---	15/02	3.38	1	GGB-FXD-150225-07Y-3.375-1.000	---	---	---	---	---	---	---	---	---
964,000	1,000.00	3.25	Actual/Actual	20/03/2025	6	---	20/03	3.25	1	GGB-FXD-200325-06Y-3.250-1.000	---	---	---	---	---	---	---	---	---
2,100,000	1,000.00	3.55	Actual/Actual	20/03/2026	7	---	20/03	3.55	1	GGB-FXD-200326-07Y-3.550-1.000	---	---	---	---	---	---	---	---	---
40,000	1,000.00	2.18	FLR Actual/360	16/09/2023	1	---	16/03 - 16/09	---	1	GGB-FLT-160923-01Y-2.178-1.000	---	---	---	---	---	---	---	---	---
5,500,000	1,000.00	1.50	Actual/Actual	18/06/2030	10	---	18/06	1.50	1	GGB-FXD-180630-10Y-1.500-1.000	---	---	---	---	---	---	---	---	---

Government Bonds Notes

Transactions Volume = (Pieces) * (Nominal Price). Transactions Value = (Pieces) * (Nominal Price) * (price %) + (Accrued interest).

The Value of current coupon for the issues with NV 0.01 euro refers to NV 100 euros

FLR: Floating Interest Rate.

[1] - The Expiration Date of the interest bearing period and the Date for coupon payment.

Government Bonds

Number Listed Bonds	Nominal price	Today's Rate	Accrued Interest Calc	Exp. Date [1]	Duration (years)	Note	Coupons Date	Curr. coupon value	Trading Unit	Government Bonds	Price min	Price max	Closing price	Previous closing price/date	Volume	Transactions Value	Price	Last order Buy / Sell	Date
5,364,250	1,000.00	3.25	Actual/Actual	20/03/2050	30	---	20/03	3.25	1	GGB-FXD-200350-30Y-3.250-1.000	---	---	---	---	---	---	---	---	---
3,924,361	1,000.00	2.00	Actual/Actual	22/04/2027	7	---	22/04	2.00	1	GGB-FXD-220427-07Y-2.000-1.000	---	---	---	---	---	---	99.9000	B	22/04/2020
2,500,000	1,000.00	1.88	Actual/Actual	23/07/2026	7	---	23/07	1.88	1	GGB-FXD-230726-07Y-1.875-1.000	---	---	---	---	---	---	---	---	---
3,800,000	1,000.00	4.25	Actual/Actual	15/06/2033	10	---	15/06	4.25	1	GGB-FXD-150633-10Y-4.250-1.000	---	---	---	---	---	---	---	---	---
3,500,000	1,000.00	1.88	Actual/Actual	24/01/2052	30	---	24/01	1.88	1	GGB-FXD-240152-30Y-1.875-1.000	---	---	---	---	---	---	---	---	---
3,700,000	1,000.00	1.75	Actual/Actual	18/06/2032	10	---	18/06	1.75	1	GGB-FXD-180632-10Y-1.750-1.000	---	---	---	---	---	---	---	---	---
2,200,000	1,000.00	1.13	FLR Actual/360	15/12/2027	5	---	- 15/12 - 15/03 -	---	1	GGB-FLT-151227-05Y-1.130-1.000	---	---	---	---	---	---	102.1600	B	30/12/2022

Government Bonds Notes

Transactions Volume = (Pieces) * (Nominal Price). Transactions Value = (Pieces) * (Nominal Price) * (price %) + (Accrued interest).
The Value of current coupon for the issues with NV 0.01 euro refers to NV 100 euros
FLR: Floating Interest Rate.
[1] - The Expiration Date of the interest bearing period and the Date for coupon payment.

Treasury Bills & Zero Coupon Government Bonds

	13-Week Maturity								26-Week Maturity								52-Week Maturity										
Issue Date	Exp. Date	Initial Rate	Num Listed Bonds	Nominal price	Issue price	Last Trade Price	Last Trade Date	Volume Traded	Note	Exp. Date	Initial Rate	Num Listed Bonds	Nominal price	Issue price	Last Trade Price	Last Trade Date	Volume Traded	Note	Exp. Date	Initial Rate	Num Listed Bonds	Nominal price	Issue price	Last Trade Price	Last Trade Date	Volume Traded	Note
10/06/2022	---	---	---	---	---	---	---	---	---	---	---	---	---	---	---	---	---	---	09/06/2023	0.83	1,600,000	1,000.00	991.68	---	---	---	---
09/09/2022	---	---	---	---	---	---	---	---	---	---	---	---	---	---	---	---	---	---	08/09/2023	1.97	1,000,000	1,000.00	980.47	---	---	---	---
09/12/2022	---	---	---	---	---	---	---	---	---	---	---	---	---	---	---	---	---	---	08/12/2023	2.73	600,000	1,000.00	973.10	---	---	---	---
10/03/2023	---	---	---	---	---	---	---	---	---	---	---	---	---	---	---	---	---	---	08/03/2024	3.75	1,000,000	1,000.00	963.46	---	---	---	---

Bonds in Circulation	Currency / Min nominal traded Value	Coupons Payment Date	Current Coupon Value	Note	Coupon	Trading Unit	Issue Date	Duration (years)	Today's Interest	A.I.C in days	Bonds	Last price of previous days		Last Outcry in Cash (euro)			Trades in Pieces	Life min	Life Max
												Price	Buy / Sell	Date					
Corporate Bonds in Foreign Currency and Euro																			
103,746	GBP / 10	01/12	0.25	---	64	1	01/12/1930	98	2.5	360	National Mortgage Bank	2.27	05/02/1996	2.27	S	05/02/1996	---	2.27	2.27
0	GBP / 10	01/12	0.25	---	66	1	01/12/1928	100	2.5	360	National Mortgage Bank	---	---	---	---	---	---	---	---

Government Bonds Notes

A.I.C: Accrued Interest Calculation base.
FLR: Floating Interest Rate.
The minimum tradeable Nominal Value for all Demeterialised Government Titles is 100 Euros.
(μτφρ-0)

Athex & ATHEXClear Members List

Member Name			Stock Market			Derivatives Market		ATHEXClear Member	
Address	Phone	Fax	Market Member	Remote Member	Market Maker	Proprietary	Market Maker	General Clearing	Direct Clearing
A. SARRIS SECURITIES S.A.			a						
6, ΔΡΑΓΑΤΣΑΝΙΟΥ 6 ATHINA	2103367700								
AEONIC SECURITIES C.I.F. P.L.C.			a						
, ΛΑΪΟΥ 6, ΓΡ. 301B, ANNA COURT	35725337600								
ALPHA BANK S.A.								a	
, ΣΤΑΔΙΟΥ 40 ATHINA	2103260000								
ALPHA FINANCE INVESTMENT SERVICES SINGLE MEMBER SA			a		a	a	a		a
5, ΠΑΝΕΠΙΣΤΗΜΙΟΥ 45 ATHINA	2103677400								
ARGUS STOCKBROKERS LTD			a	a		a			
25 , 25 ΛΕΩΦΟΡΟΣ ΔΗΜΟΣΘΕΝΗ ΣΕΒΕΡΗ	0035722717000								
ATLANTIC SECURITIES LTD			a	a					
37, ΠΡΟΔΡΟΜΟΥ 37	0035722445400								
AXON SECURITIES S.A.			a			a			
48, ΣΤΑΔΙΟΥ 48 ATHINA	2103363800								
BETA SECURITIES S.A.			a		a	a			a
29 , Λ.ΑΛΕΞΑΝΔΡΑΣ 29 ATHINA	2106478930								
BNP PARIBAS S.A.								a	
, ΛΑΜΨΑΚΟΥ 2 ATHINA	2107468525								
BOFA SECURITIES EUROPE SA			a	a					
, 112 AVENUE KL?BER 75116	+33 153655555								
CAPITAL SECURITIES S.A.			a			a			
58, ΜΗΤΡΟΠΟΛΕΩΣ 58 ATHINA	2103369700								
CITIGROUP GLOBAL MARKETS EUROPE AG			a	a					
16, REUTERWEG 16	+49 691366-0								
CITIGROUP GLOBAL MARKETS LIMITED			a						
1, 33 CANADA SQUARE -CANARY WHARF	+44 02079864000								
CREDIT SUISSE BANK (EUROPE), S.A.			a	a					
, CALLE AYALA 42, 3A PLANTA-B MADRID	+34917916000								
CREDIT SUISSE SECURITIES (EUROPE) LIMITED			a						
1 , ONE CABOT SQUARE LONDON	+44 2078888888								
CYCLOS SECURITIES S.A.			a			a			
39, ΧΑΡΙΛΑΟΥ ΤΡΙΚΟΥΠΗ 6-8-10 ATHINA	2103364300								
DEUTSCHE BANK S.A.				a					
1 , GREAT WINCHESTER STREET LONDON	+44 20 754 54209	00441133361437							
EUROBANK EQUITIES INVESTMENT FIRM SINGLE MEMBER SA			a		a	a	a		a
, ΦΙΛΕΛΛΗΝΩΝ 10 & ΞΕΝΟΦΩΝΤΟΣ 13 ATHINA	2103720425								
EUROBANK S.A.								a	
, ΟΘΩΝΟΣ 8 ATHINA	2103337000								
EUROCORP INVESTMENT SERVICES S.A.			a			a			a
14, ΠΛ.ΦΙΛΙΚΗΣ ΕΤΑΙΡΕΙΑΣ 14 ATHINA	2107263600								
EUOTRUST INVESTMENT FIRM SA			a						
113, ΣΕΒΑΣΤΟΥΠΟΛΕΩΣ 113 ATHINA	2103363100								
EUROXX SECURITIES S.A.			a		a	a	a		a
7, ΠΑΛΑΙΟΛΟΓΟΥ ΧΑΛΑΝΔΡΙ	(210)-6879400	(210)-6879401							
7, PALEOLOGOU CHALANDRI	+30 2106879400	210-6879401							
FREEDOM FINANCE EUROPE LTD				a					
, ΧΡΙΣΤΑΚΗ ΚΡΑΝΟΥ 20	035725257786								
G. A. PERVANAS SECURITIES- INVESTMENT SERVICES S.A.			a						
7-9, ΣΟΦΟΚΛΕΟΥΣ 7-9 ATHINA	2103727200								
GLOBAL CAPITAL SECURITIES & FINANCIAL SERVICES LTD			a	a					
50, Λ.ΑΡΧΙΕΠΙΣΚΟΠΟΥ ΜΑΚΑΡΙΟΥ Γ'50	0035722710710								
GREENPOST TRADING EUROPE LTD				a					
, KIMONOS 3, ACROPOLIS MANSIONS, 2ND FLOOR, FLAT/OFFICE 202	035722521389								
HELLENIC AMERICAN SECURITIES S.A.			a		a	a			a
27, ΑΝΔΡΕΑ ΠΑΠΑΝΔΡΕΟΥ 27 MAROUSI	2103311100								
HELLENIC BANK (INVESTMENTS) LTD				a					
, AVE.KYRIAKOU MATSI 31 - PO BOX 24747 NICOSIA	+357 22500100	357 22500110							
HSBC CONTINENTAL EUROPE								a	
109-111, Λ.ΜΕΣΟΓΕΙΩΝ 109-111	2106960000								
INDEX SECURITIES S.A.			a						
6, ΔΡΑΓΑΤΣΑΝΙΟΥ 6 ATHINA	2103213920								
J. CHR. MAVRIKIS SECURITIES S.A.			a						
5, ΣΟΦΟΚΛΕΟΥΣ 5 ATHINA	2103216730								

Athex & ATHEXClear Members List

Member Name			Stock Market			Derivatives Market		ATHEXClear Member	
Address	Phone	Fax	Market Member	Remote Member	Market Maker	Proprietary	Market Maker	General Clearing	Direct Clearing
KAPPA SECURITIES S.A.			a			a			
15, ΒΑΛΛΑΩΡΙΤΟΥ 15 ATHINA	2103678600								
KARAMANOF SECURITIES & INVESTMENT SERVICES S.A.			a						
2, ΠΛ.ΑΓ.ΘΕΟΔΩΡΩΝ 2 ATHINA	2103212947								
LAIKI FINANCIAL SERVICES LTD				a					
26, AVE. VYRONOS NICOSIA	357 22367367	357 22718567							
LEON DEPOLAS SECURITIES S.A.			a		a	a			
1, ΧΡΗΣΤΟΥ ΛΑΔΑ 1 ATHINA	2103213276 -28								
MEGA EQUITY SECURITIES & FINANCIAL SERVICES PUBLIC LTD			a	a		a			
42-44, ΛΕΩΦ.ΓΡΙΒΑΔΙΓΕΝΗ 42-44	0035722711711								
MERIT SECURITIES S.A			a		a	a			a
5, ΣΟΦΟΚΛΕΟΥΣ 5 ATHINA	2103671880								
MERRILL LYNCH INTERNATIONAL			a						
2 , 2 KING EDWARD STREET LONDON	+44 20276281000								
N. CHRYSOCHOIDIS SECURITIES S.A.			a			a			a
7-9, ΣΟΦΟΚΛΕΟΥΣ 7-9 ATHINA	2103213913								
NATIONAL BANK OF GREECE S.A.			a			a		a	
86, ΑΙΟΛΟΥ STR. ATHINA	(210)-3341000	(210)-3228187							
68, ΑΚΑΔΙΜΙΑΣ STR. ATHINA	(210)-3328817	(210)-3328678							
NATIONAL SECURITIES SINGLE MEMBER SA			a		a	a	a		
66, ΛΕΩΦΟΡΟΣ ΑΘΗΝΩΝ 128-132 & ΙΦΙΓΕΝΙΑΣ ATHINA	2103328784								
NUNTIVS BROKERAGE AND INVESTMENT SERVICES S.A			a						
6, ΔΡΑΓΑΤΣΑΝΙΟΥ 6 ATHINA	2103350599								
ONE PLUS CAPITAL LIMITED			a	a					
, 75 PRODROMOU AVENUE NICOSIA 1307	35722873760								
OPTIMA BANK S.A.			a		a	a	a	a	
32 , ΑΙΓΙΑΛΕΙΑΣ 32 & ΠΑΡΑΔΕΙΣΟΥ MAROUSI	2108173663								
PANCRETA BANK S.A								a	
, ΙΚΑΡΟΥΣ 5	2810 338800								
PANTELAKIS SECURITIES S.A.			a		a	a	a		
57, ΕΘΝΙΚΗΣ ΑΝΤΙΣΤΑΣΕΩΣ 57, ΚΤΙΡΙΟ Β CHALANDRI	2106965000								
PEGASUS SECURITIES S.A			a			a			
17 , ΒΑΛΛΑΩΡΙΤΟΥ 17 & ΑΜΕΡΙΚΗΣ ATHINA	2103670700								
PIRAEUS BANK S.A.			a			a		a	
, ΑΜΕΡΙΚΗΣ 4 ATHINA	2103335000								
PIRAEUS SECURITIES S. A.			a		a	a	a		a
10, ΣΤΑΔΙΟΥ 10 ATHINA	2103354100								
PROCHOICE SECURITIES LTD			a	a					
57, ΛΕΩΦ.ΣΠΥΡΟΥ ΚΥΠΡΙΑΝΟΥ 57, ΑΚΙΝΗΤΑ Φ	035724661192								
SHARELINK SECURITIES & FINANCIAL SERVICES LTD			a			a			
6 , HOUSE-ΘΕΟΤΟΚΗ 6 ΜΕΓΑΡΟ ΕΛΛΗΝΑ	+357 22554200								
SOCIETE GENERALE S.A.			a	a		a			
, 17 COURΣ VALMY, CEDEX	+157290504								
SOLIDUS SECURITIES S.A			a			a			a
64, ΛΟΥΙΖΗΣ ΡΙΑΝΚΟΥΡ 64 ATHINA	2106900600								
ST. EM. LAVRENTAKIS SECURITIES S.A.			a			a			
7-9, ΣΟΦΟΚΛΕΟΥΣ 7-9 ATHINA	2103213336								
THE CYPRUS INVESTMENT & & SECURITIES CORPORATION LTD			a	a					
154, ΑΓΙΟΥ ΠΡΟΚΟΠΙΟΥ & ΠΟΣΕΙΔΩΝΟΣ 1	00357222121700								
UBS EUROPE SE			a	a					
, OPERNTURM, BOCKENHEIMER LANDSTRASSE 2-4	496921790								
UBS LIMITED				a					
1 , FINSBURY AVENUE LONDON	+44 2075687135								

List of Stocks under Market Making operations

Securities	Stock Category
Market Maker	Start Market Making
MLS MULTIMEDIA SA (CR)	Suspension Status
PIRAEUS SECURITIES S. A.	01/08/2019
ALPHA ETF FTSE Athex Large Cap	Exchange Traded Funds (ETFs)
ALPHA FINANCE INVESTMENT SERVICES SINGLE MEMBER SA	02/01/1900
NATIONAL SECURITIES SINGLE MEMBER SA	02/01/1900
ADMIE (IPTO) HOLDING S.A. (CR)	Main Market
EUROBANK EQUITIES INVESTMENT FIRM SINGLE MEMBER SA	24/05/2021
HELLENIC AMERICAN SECURITIES S.A.	09/03/2020
PIRAEUS SECURITIES S. A.	29/06/2017
AEGEAN AIRLINES (CR)	Main Market
EUROBANK EQUITIES INVESTMENT FIRM SINGLE MEMBER SA	22/09/2020
ALPHA SERVICES HOLD (CR)	Main Market
ALPHA FINANCE INVESTMENT SERVICES SINGLE MEMBER SA	29/02/2016
EUROBANK EQUITIES INVESTMENT FIRM SINGLE MEMBER SA	22/10/2006
HELLENIC AMERICAN SECURITIES S.A.	25/07/2014
LEON DEPOLAS SECURITIES S.A.	04/01/2016
MERIT SECURITIES S.A	03/09/2012
NATIONAL SECURITIES SINGLE MEMBER SA	02/01/1900
PIRAEUS SECURITIES S. A.	28/05/2009
ALPHA TRUST (CR)	Main Market
EUROBANK EQUITIES INVESTMENT FIRM SINGLE MEMBER SA	06/02/2023
LEON DEPOLAS SECURITIES S.A.	04/01/2021
ANDROMEDA SA (CR)	Main Market
BETA SECURITIES S.A.	15/02/2021
OPTIMA BANK S.A.	03/04/2023
ATTICA BANK S.A. (CR)	Main Market
EUROXX SECURITIES S.A.	22/01/2016
PIRAEUS SECURITIES S. A.	20/09/2017
AUSTRIACARD (CB)	Main Market
BETA SECURITIES S.A.	23/03/2023
AUTOHELLAS SA (CR)	Main Market
ALPHA FINANCE INVESTMENT SERVICES SINGLE MEMBER SA	01/07/2019
EUROXX SECURITIES S.A.	02/07/2018
AVAX S.A. (CR)	Main Market
EUROBANK EQUITIES INVESTMENT FIRM SINGLE MEMBER SA	14/12/2015
PIRAEUS SECURITIES S. A.	01/02/2021
AVE (CR)	Main Market
EUROXX SECURITIES S.A.	05/06/2020
BRIQ PROPERTIES (CR)	Main Market
EUROBANK EQUITIES INVESTMENT FIRM SINGLE MEMBER SA	09/09/2019
LEON DEPOLAS SECURITIES S.A.	22/02/2021
CC HBC AG (CR)	Main Market
BETA SECURITIES S.A.	08/03/2021
NATIONAL SECURITIES SINGLE MEMBER SA	02/01/1900
PIRAEUS SECURITIES S. A.	04/05/2015
CENERGY HOLDINGS (CB)	Main Market
ALPHA FINANCE INVESTMENT SERVICES SINGLE MEMBER SA	02/01/2016
EUROBANK EQUITIES INVESTMENT FIRM SINGLE MEMBER SA	02/01/2016
OPTIMA BANK S.A.	14/03/2022
PANTELAKIS SECURITIES S.A.	27/12/2022
CNL CAPITAL (CR)	Main Market
MERIT SECURITIES S.A	01/10/2018
DIMAND (CR)	Main Market
ALPHA FINANCE INVESTMENT SERVICES SINGLE MEMBER SA	08/08/2022
EUROBANK EQUITIES INVESTMENT FIRM SINGLE MEMBER SA	08/08/2022
EKTER SA (CR)	Main Market
BETA SECURITIES S.A.	26/09/2022
EUROBANK EQUITIES INVESTMENT FIRM SINGLE MEMBER SA	16/10/2017
LEON DEPOLAS SECURITIES S.A.	21/05/2018
ELASTRON (CR)	Main Market
LEON DEPOLAS SECURITIES S.A.	20/02/2017
ELLAKTOR (CR)	Main Market
ALPHA FINANCE INVESTMENT SERVICES SINGLE MEMBER SA	18/03/2019
EUROBANK EQUITIES INVESTMENT FIRM SINGLE MEMBER SA	01/06/2012
EUROXX SECURITIES S.A.	24/09/2018
NATIONAL SECURITIES SINGLE MEMBER SA	02/01/1900
PIRAEUS SECURITIES S. A.	22/10/2018

List of Stocks under Market Making operations

Securities	Stock Category
Market Maker	Start Market Making
ELTON SA (CR)	Main Market
BETA SECURITIES S.A.	03/09/2012
EUROBANK EQUITIES INVESTMENT FIRM SINGLE MEMBER SA	28/11/2022
OPTIMA BANK S.A.	30/01/2023
ELVALHALCOR (CR)	Main Market
ALPHA FINANCE INVESTMENT SERVICES SINGLE MEMBER SA	07/05/2018
BETA SECURITIES S.A.	09/01/2023
EUROBANK EQUITIES INVESTMENT FIRM SINGLE MEMBER SA	07/05/2018
ENTERSOFT (CR)	Main Market
ALPHA FINANCE INVESTMENT SERVICES SINGLE MEMBER SA	23/03/2023
EUROBANK EQUITIES INVESTMENT FIRM SINGLE MEMBER SA	22/06/2020
EUROBANK HOLDINGS (CR)	Main Market
ALPHA FINANCE INVESTMENT SERVICES SINGLE MEMBER SA	09/01/2006
EUROBANK EQUITIES INVESTMENT FIRM SINGLE MEMBER SA	01/06/2012
HELLENIC AMERICAN SECURITIES S.A.	25/07/2014
LEON DEPOLAS SECURITIES S.A.	30/11/2018
MERIT SECURITIES S.A	06/11/2017
NATIONAL SECURITIES SINGLE MEMBER SA	02/01/1900
PIRAEUS SECURITIES S. A.	28/09/2009
EUROCONSULTANTS S.A. (CR)	Main Market
OPTIMA BANK S.A.	01/02/2023
EYDAP S.A. (CR)	Main Market
ALPHA FINANCE INVESTMENT SERVICES SINGLE MEMBER SA	27/01/2020
EUROBANK EQUITIES INVESTMENT FIRM SINGLE MEMBER SA	10/06/2019
FOURLIS (CR)	Main Market
EUROBANK EQUITIES INVESTMENT FIRM SINGLE MEMBER SA	01/12/2016
PIRAEUS SECURITIES S. A.	06/03/2017
GEK TERNA (CR)	Main Market
BETA SECURITIES S.A.	08/03/2021
EUROBANK EQUITIES INVESTMENT FIRM SINGLE MEMBER SA	24/05/2021
PIRAEUS SECURITIES S. A.	29/08/2019
GR. SARANTIS S.A. (CR)	Main Market
BETA SECURITIES S.A.	14/05/2012
EUROBANK EQUITIES INVESTMENT FIRM SINGLE MEMBER SA	24/10/2016
HELLENIC EXCHANGES-A.S.E. (CR)	Main Market
HELLENIC AMERICAN SECURITIES S.A.	01/09/2014
NATIONAL SECURITIES SINGLE MEMBER SA	02/01/1900
PIRAEUS SECURITIES S. A.	04/05/2015
HELLENIQ ENERGY (CR)	Main Market
HELLENIC AMERICAN SECURITIES S.A.	14/09/2015
PIRAEUS SECURITIES S. A.	20/03/2017
IDEAL HOLDINGS (CR)	Main Market
EUROBANK EQUITIES INVESTMENT FIRM SINGLE MEMBER SA	07/06/2021
PIRAEUS SECURITIES S. A.	07/06/2021
INTERCONTINENTAL (CR)	Main Market
LEON DEPOLAS SECURITIES S.A.	03/06/2019
INTERLIFE G.C.I.(CR)	Main Market
BETA SECURITIES S.A.	24/10/2022
INTERWOOD-XYLEMPORIA (CR)	Main Market
EUROBANK EQUITIES INVESTMENT FIRM SINGLE MEMBER SA	05/07/2021
PANTELAKIS SECURITIES S.A.	01/07/2021
INTRAKAT (CR)	Main Market
BETA SECURITIES S.A.	04/10/2021
PANTELAKIS SECURITIES S.A.	10/10/2022
JUMBO SA (CR)	Main Market
BETA SECURITIES S.A.	01/02/2021
EUROBANK EQUITIES INVESTMENT FIRM SINGLE MEMBER SA	25/05/2020
MERIT SECURITIES S.A	06/11/2017
PIRAEUS SECURITIES S. A.	06/03/2017
KLOUKINAS - LAPPAS SA (CR)	Main Market
OPTIMA BANK S.A.	02/01/2023
KRI-KRI S.A. (CR)	Main Market
EUROBANK EQUITIES INVESTMENT FIRM SINGLE MEMBER SA	07/05/2018
LEON DEPOLAS SECURITIES S.A.	16/01/2017
LAMDA DEVELOPMENT SA (CR)	Main Market
EUROBANK EQUITIES INVESTMENT FIRM SINGLE MEMBER SA	08/12/2014
PANTELAKIS SECURITIES S.A.	06/11/2017
PIRAEUS SECURITIES S. A.	29/06/2017

List of Stocks under Market Making operations

Securities	Stock Category
Market Maker	Start Market Making
LAMPSA HOTEL SA (CR)	Main Market
LEON DEPOLAS SECURITIES S.A.	16/01/2017
MIG (CR)	Main Market
EUROBANK EQUITIES INVESTMENT FIRM SINGLE MEMBER SA	23/03/2015
PIRAEUS SECURITIES S. A.	02/02/2009
MOTOR OIL (CR)	Main Market
BETA SECURITIES S.A.	08/03/2021
EUROBANK EQUITIES INVESTMENT FIRM SINGLE MEMBER SA	22/10/2006
LEON DEPOLAS SECURITIES S.A.	01/04/2019
MERIT SECURITIES S.A.	25/02/2019
NATIONAL SECURITIES SINGLE MEMBER SA	02/01/1900
PIRAEUS SECURITIES S. A.	04/05/2015
MPLE KEDROS (CR)	Main Market
MERIT SECURITIES S.A	30/09/2022
MYTILINEOS (CR)	Main Market
ALPHA FINANCE INVESTMENT SERVICES SINGLE MEMBER SA	15/04/2019
BETA SECURITIES S.A.	11/04/2022
EUROBANK EQUITIES INVESTMENT FIRM SINGLE MEMBER SA	20/09/2017
MERIT SECURITIES S.A	25/02/2019
NATIONAL SECURITIES SINGLE MEMBER SA	02/01/1900
PIRAEUS SECURITIES S. A.	04/05/2015
NATIONAL BANK (CR)	Main Market
ALPHA FINANCE INVESTMENT SERVICES SINGLE MEMBER SA	09/01/2006
EUROBANK EQUITIES INVESTMENT FIRM SINGLE MEMBER SA	22/10/2006
HELLENIC AMERICAN SECURITIES S.A.	25/07/2014
LEON DEPOLAS SECURITIES S.A.	20/05/2015
MERIT SECURITIES S.A	03/09/2012
NATIONAL SECURITIES SINGLE MEMBER SA	02/01/1900
PIRAEUS SECURITIES S. A.	08/09/2008
OPAP (CR)	Main Market
ALPHA FINANCE INVESTMENT SERVICES SINGLE MEMBER SA	09/01/2006
BETA SECURITIES S.A.	11/04/2022
EUROBANK EQUITIES INVESTMENT FIRM SINGLE MEMBER SA	22/10/2006
HELLENIC AMERICAN SECURITIES S.A.	25/07/2014
MERIT SECURITIES S.A	20/03/2017
NATIONAL SECURITIES SINGLE MEMBER SA	02/01/1900
PIRAEUS SECURITIES S. A.	04/05/2015
OTE (CR)	Main Market
ALPHA FINANCE INVESTMENT SERVICES SINGLE MEMBER SA	09/01/2006
BETA SECURITIES S.A.	11/04/2022
EUROBANK EQUITIES INVESTMENT FIRM SINGLE MEMBER SA	22/10/2006
HELLENIC AMERICAN SECURITIES S.A.	25/07/2014
LEON DEPOLAS SECURITIES S.A.	20/04/2015
MERIT SECURITIES S.A	20/03/2017
NATIONAL SECURITIES SINGLE MEMBER SA	02/01/1900
PIRAEUS SECURITIES S. A.	08/09/2008
P.P.A. S.A. (CR)	Main Market
EUROBANK EQUITIES INVESTMENT FIRM SINGLE MEMBER SA	06/02/2019
PAPOUTSANIS (CR)	Main Market
BETA SECURITIES S.A.	25/11/2013
PETROPOULOS PETROS (CR)	Main Market
EUROBANK EQUITIES INVESTMENT FIRM SINGLE MEMBER SA	01/04/2019
PANTELAKIS SECURITIES S.A.	16/03/2020
PIRAEUS FINANCIAL HOLD (CR)	Main Market
ALPHA FINANCE INVESTMENT SERVICES SINGLE MEMBER SA	15/04/2019
EUROBANK EQUITIES INVESTMENT FIRM SINGLE MEMBER SA	22/10/2006
EUROXX SECURITIES S.A.	15/02/2016
HELLENIC AMERICAN SECURITIES S.A.	25/07/2014
LEON DEPOLAS SECURITIES S.A.	30/11/2018
MERIT SECURITIES S.A	16/09/2013
NATIONAL SECURITIES SINGLE MEMBER SA	02/01/1900
PIRAEUS SECURITIES S. A.	16/02/2009

List of Stocks under Market Making operations

Securities	Stock Category
Market Maker	Start Market Making
PPC (CR)	Main Market
ALPHA FINANCE INVESTMENT SERVICES SINGLE MEMBER SA	09/01/2006
BETA SECURITIES S.A.	01/02/2021
EUROBANK EQUITIES INVESTMENT FIRM SINGLE MEMBER SA	22/10/2006
HELLENIC AMERICAN SECURITIES S.A.	01/09/2014
MERIT SECURITIES S.A	06/11/2017
NATIONAL SECURITIES SINGLE MEMBER SA	02/01/1900
PIRAEUS SECURITIES S. A.	28/09/2009
PREMA (CR)	Main Market
BETA SECURITIES S.A.	01/06/2021
LEON DEPOLAS SECURITIES S.A.	05/12/2022
PANTELAKIS SECURITIES S.A.	23/12/2021
PROFILE SA (CR)	Main Market
OPTIMA BANK S.A.	03/04/2023
PANTELAKIS SECURITIES S.A.	01/07/2019
QUALITY & RELIABILITY SA (CR)	Main Market
OPTIMA BANK S.A.	03/01/2023
QUEST HOLDINGS (CR)	Main Market
BETA SECURITIES S.A.	26/03/2018
EUROBANK EQUITIES INVESTMENT FIRM SINGLE MEMBER SA	28/01/2019
SIDMA STEEL (CR)	Main Market
LEON DEPOLAS SECURITIES S.A.	06/06/2022
SPACE HELLAS SA (CR)	Main Market
MERIT SECURITIES S.A	09/12/2022
TECHNICAL OLYMPIC SA (CR)	Main Market
BETA SECURITIES S.A.	04/04/2022
TERNA ENERGY (CR)	Main Market
EUROBANK EQUITIES INVESTMENT FIRM SINGLE MEMBER SA	24/05/2021
PIRAEUS SECURITIES S. A.	09/12/2019
THRACE PLASTICS SA (CR)	Main Market
ALPHA FINANCE INVESTMENT SERVICES SINGLE MEMBER SA	26/03/2018
EUROBANK EQUITIES INVESTMENT FIRM SINGLE MEMBER SA	26/03/2018
TITAN CEMENT (CB)	Main Market
BETA SECURITIES S.A.	01/02/2021
EUROBANK EQUITIES INVESTMENT FIRM SINGLE MEMBER SA	06/11/2019
PIRAEUS SECURITIES S. A.	18/01/2021
TZIRAKIAN PROFIL (CR)	Main Market
LEON DEPOLAS SECURITIES S.A.	19/07/2021
VIOHALCO SA/NV (CB)	Main Market
ALPHA FINANCE INVESTMENT SERVICES SINGLE MEMBER SA	11/03/2008
EUROBANK EQUITIES INVESTMENT FIRM SINGLE MEMBER SA	04/03/2014
MERIT SECURITIES S.A	17/03/2014

Underlying Asset				Derivatives Market													
Price max	Price min	Closing price	change	Delivery Month	Open price	Price max	Price min	Last price	Closing price	Last Bid	Last Ask	Fixing price*	Life high	Life low	Trades	Volume	Open Interest
(Trade Unit: 1 Index Point x 2€, Cash Settlement)																	
				May 2023	---	---	---	---	4,174.25	---	---		---	---	---	---	---
				June 2023	---	---	---	---	4,180.50	---	---		---	---	---	---	---
				July 2023	---	---	---	---	4,188.75	---	---		---	---	---	---	---
				September 2023	---	---	---	---	4,201.75	---	---		---	---	---	---	---
				December 2023	---	---	---	---	4,222.75	---	---		---	---	---	---	---
				March 2024	---	---	---	---	4,244.00	---	---		---	---	---	---	---
(Trade Unit: 1 Index Point x 2€, Cash Settlement)																	
2,672.24	2,642.46	2,662.69	0.25%	May 2023	2,652.00	2,674.50	2,646.00	2,667.50	2,667.50	---	---		2,722.75	---	127	678	5,295
				June 2023	2,649.25	2,658.00	2,636.25	2,649.75	2,649.75	---	---		2,703.50	---	16	157	199
				July 2023	---	---	---	---	2,667.75	---	---		---	---	---	---	---
				September 2023	---	---	---	---	2,676.00	---	---		---	---	---	---	---
				December 2023	---	---	---	---	2,689.50	---	---		---	---	---	---	---
				March 2024	---	---	---	---	2,702.75	---	---		---	---	---	---	---
(Trade Unit: 1 Index Point x 15€, Cash Settlement)																	
826.19	803.81	821.80	1.01%	June 2023	813.50	830.00	813.50	830.00	830.00	---	---		848.25	---	13	101	1,007
				September 2023	---	---	---	---	819.75	---	---		---	---	---	---	---
				December 2023	---	---	---	---	823.75	---	---		---	---	---	---	---
				March 2024	---	---	---	---	828.00	---	---		---	---	---	---	---

Underlying Asset				Derivatives Market													
Price max	Price min	Closing price	change	Delivery Month	Open price	Price max	Price min	Last price	Closing price	Last Bid	Last Ask	Fixing price*	Life high	Life low	Trades	Volume	Open Interest
ADMIE (IPTO) HOLDING S.A. (CR)				(Contract Size: 100 Securities, Physical Delivery)													
1.796	1.762	1.764	-1.78%	June 2023	1.78	1.79	1.78	1.78	1.78	---	---	---	1.92	---	7	75	12,642
				September 2023	---	---	---	---	1.81	---	---	---	---	---	---	---	---
				December 2023	---	---	---	---	1.82	---	---	---	---	---	---	---	---
				March 2024	---	---	---	---	1.83	---	---	---	---	---	---	---	---
AEGEAN AIRLINES (CR)				(Contract Size: 100 Securities, Physical Delivery)													
7.87	7.72	7.75	-0.64%	June 2023	7.82	7.87	7.80	7.80	7.80	---	---	---	8.09	---	6	21	1,824
				September 2023	---	---	---	---	7.86	---	---	---	---	---	---	---	---
				December 2023	---	---	---	---	7.90	---	---	---	---	---	---	---	---
				March 2024	---	---	---	---	7.94	---	---	---	---	---	---	---	---
ALPHA SERVICES HOLD (CR)				(Contract Size: 100 Securities, Physical Delivery)													
1.1805	1.1565	1.162	-0.26%	June 2023	1.18	1.19	1.16	1.17	1.17	---	---	---	1.52	---	247	13,104	137,303
				September 2023	---	---	---	---	1.19	---	---	---	1.25	---	---	---	30
				December 2023	---	---	---	---	1.18	---	---	---	---	---	---	---	---
				March 2024	---	---	---	---	1.19	---	---	---	---	---	---	---	---
AUTOHELLAS SA (CR)				(Contract Size: 100 Securities, Physical Delivery)													
12.6	12.44	12.56	-0.32%	June 2023	12.56	12.59	12.51	12.59	12.59	---	---	---	13.00	---	6	10	71
				September 2023	---	---	---	---	12.69	---	---	---	---	---	---	---	---
				December 2023	---	---	---	---	12.76	---	---	---	---	---	---	---	---
				March 2024	---	---	---	---	12.82	---	---	---	---	---	---	---	---
AVAX S.A. (CR)				(Contract Size: 100 Securities, Physical Delivery)													
0.895	0.873	0.88	-0.90%	June 2023	---	---	---	---	0.906	---	---	---	0.900	---	---	---	357
				September 2023	---	---	---	---	0.895	---	---	---	---	---	---	---	---
				December 2023	---	---	---	---	0.899	---	---	---	---	---	---	---	---
				March 2024	---	---	---	---	0.904	---	---	---	---	---	---	---	---
CC HBC AG (CR)				(Contract Size: 100 Securities, Physical Delivery)													
28.29	27.86	28.12	0.14%	June 2023	27.19	27.30	27.19	27.25	27.25	---	---	---	27.32	---	46	212	429
				September 2023	---	---	---	---	28.29	---	---	---	---	---	---	---	---
				December 2023	---	---	---	---	28.43	---	---	---	---	---	---	---	---
				March 2024	---	---	---	---	28.57	---	---	---	---	---	---	---	---
CENERGY HOLDINGS (CB)				(Contract Size: 100 Securities, Physical Delivery)													
4.7	4.54	4.59	0.44%	June 2023	4.58	4.70	4.58	4.62	4.62	---	---	---	4.76	---	34	163	5,899
				September 2023	---	---	---	---	4.63	---	---	---	4.35	---	---	---	5
				December 2023	---	---	---	---	4.63	---	---	---	---	---	---	---	---
				March 2024	---	---	---	---	4.65	---	---	---	---	---	---	---	---

Derivatives notes

Fixing prices and final open positions can be retrieved from the following path <http://www.helex.gr/el/web/guest/statistics-end-of-day-derivatives>

Underlying Asset				Derivatives Market													
Price max	Price min	Closing price	change	Delivery Month	Open price	Price max	Price min	Last price	Closing price	Last Bid	Last Ask	Fixing price*	Life high	Life low	Trades	Volume	Open Interest
ELLAKTOR (CR)				(Contract Size: 100 Securities, Physical Delivery)													
2.01	1.982	1.998	-0.10%	June 2023	2.00	2.00	2.00	2.00	2.00	---	---	---	2.17	---	2	30	852
				September 2023	---	---	---	---	2.02	---	---	---	---	---	---	---	---
				December 2023	---	---	---	---	2.03	---	---	---	---	---	---	---	---
				March 2024	---	---	---	---	2.04	---	---	---	---	---	---	---	---
ELVALHALCOR (CR)				(Contract Size: 100 Securities, Physical Delivery)													
1.7	1.678	1.688	0.00%	June 2023	1.69	1.70	1.69	1.69	1.69	---	---	---	1.79	---	5	25	1,322
				September 2023	---	---	---	---	1.70	---	---	---	---	---	---	---	---
				December 2023	---	---	---	---	1.71	---	---	---	---	---	---	---	---
				March 2024	---	---	---	---	1.72	---	---	---	---	---	---	---	---
EUROBANK HOLDINGS (CR)				(Contract Size: 100 Securities, Physical Delivery)													
1.336	1.285	1.331	1.60%	June 2023	1.28	1.33	1.28	1.33	1.33	---	---	---	1.46	---	115	3,366	31,220
				September 2023	---	---	---	---	1.32	---	---	---	---	---	---	---	---
				December 2023	---	---	---	---	1.33	---	---	---	---	---	---	---	---
				March 2024	---	---	---	---	1.33	---	---	---	---	---	---	---	---
EYDAP S.A. (CR)				(Contract Size: 100 Securities, Physical Delivery)													
6.34	6.2	6.3	-0.16%	June 2023	6.30	6.30	6.25	6.25	6.25	---	---	---	6.95	---	7	15	493
				September 2023	---	---	---	---	6.17	---	---	---	6.83	---	---	---	---
				December 2023	---	---	---	---	6.39	---	---	---	---	---	---	---	---
				March 2024	---	---	---	---	6.42	---	---	---	---	---	---	---	---
FOURLIS (CR)				(Contract Size: 100 Securities, Physical Delivery)													
3.995	3.935	3.98	0.13%	June 2023	3.95	4.00	3.95	4.00	4.00	---	---	---	4.05	---	6	36	1,622
				September 2023	---	---	---	---	4.00	---	---	---	---	---	---	---	---
				December 2023	---	---	---	---	4.02	---	---	---	---	---	---	---	---
				March 2024	---	---	---	---	4.05	---	---	---	---	---	---	---	---
GEK TERNA (CR)				(Contract Size: 100 Securities, Physical Delivery)													
12.4	12.2	12.2	-0.97%	June 2023	12.42	12.42	12.26	12.26	12.26	---	---	---	12.75	---	8	27	8,174
				September 2023	---	---	---	---	12.41	---	---	---	---	---	---	---	---
				December 2023	---	---	---	---	12.47	---	---	---	---	---	---	---	---
				March 2024	---	---	---	---	12.54	---	---	---	---	---	---	---	---
HELLENIC EXCHANGES-A.S.E. (CR)				(Contract Size: 100 Securities, Physical Delivery)													
4.17	4.06	4.1	0.37%	June 2023	4.00	4.00	3.96	3.96	3.96	---	---	---	4.23	---	10	30	1,742
				September 2023	---	---	---	---	4.12	---	---	---	---	---	---	---	---
				December 2023	---	---	---	---	4.14	---	---	---	---	---	---	---	---
				March 2024	---	---	---	---	4.16	---	---	---	---	---	---	---	---

Derivatives notes

Fixing prices and final open positions can be retrieved from the following path <http://www.helex.gr/el/web/guest/statistics-end-of-day-derivatives>

Underlying Asset				Derivatives Market													
Price max	Price min	Closing price	change	Delivery Month	Open price	Price max	Price min	Last price	Closing price	Last Bid	Last Ask	Fixing price*	Life high	Life low	Trades	Volume	Open Interest
HELLENIQ ENERGY (CR)				(Contract Size: 100 Securities, Physical Delivery)													
7.2	7.12	7.13	-0.28%	June 2023	7.17	7.20	7.15	7.15	7.15	---	---	---	8.08	---	6	10	1,535
				September 2023	---	---	---	---	7.20	---	---	---	---	---	---	---	---
				December 2023	---	---	---	---	7.24	---	---	---	---	---	---	---	---
				March 2024	---	---	---	---	7.28	---	---	---	---	---	---	---	---
INTRACOM HOLDINGS (CR)				(Contract Size: 100 Securities, Physical Delivery)													
1.8	1.75	1.766	0.34%	June 2023	1.77	1.78	1.77	1.77	1.77	---	---	---	2.07	---	4	7	4,459
				September 2023	---	---	---	---	1.79	---	---	---	1.84	---	---	---	2
				December 2023	---	---	---	---	1.78	---	---	---	---	---	---	---	---
				March 2024	---	---	---	---	1.79	---	---	---	---	---	---	---	---
INTRAKAT (CR)				(Contract Size: 100 Securities, Physical Delivery)													
1.598	1.582	1.594	-0.12%	June 2023	1.62	1.62	1.59	1.59	1.59	---	---	---	1.79	---	9	51	8,066
				September 2023	---	---	---	---	1.62	---	---	---	1.69	---	---	---	30
				December 2023	---	---	---	---	1.62	---	---	---	---	---	---	---	---
				March 2024	---	---	---	---	1.62	---	---	---	---	---	---	---	---
JUMBO SA (CR)				(Contract Size: 100 Securities, Physical Delivery)													
21.32	20.84	21.3	0.00%	June 2023	21.05	21.21	21.05	21.18	21.18	---	---	---	21.48	---	12	31	378
				September 2023	---	---	---	---	21.46	---	---	---	---	---	---	---	---
				December 2023	---	---	---	---	21.57	---	---	---	---	---	---	---	---
				March 2024	---	---	---	---	21.68	---	---	---	---	---	---	---	---
LAMDA DEVELOPMENT SA (CR)				(Contract Size: 100 Securities, Physical Delivery)													
5.73	5.585	5.585	-0.71%	June 2023	5.72	5.72	5.61	5.61	5.61	---	---	---	6.53	---	17	31	5,812
				September 2023	---	---	---	---	5.67	---	---	---	---	---	---	---	---
				December 2023	---	---	---	---	5.70	---	---	---	---	---	---	---	---
				March 2024	---	---	---	---	5.72	---	---	---	---	---	---	---	---
MIG (CR)				(Contract Size: 100 Securities, Physical Delivery)													
0.1858	0.175	0.1842	28.81%	June 2023	0.149	0.164	0.149	0.164	0.164	---	---	---	0.218	---	6	107	1,452
				September 2023	---	---	---	---	0.144	---	---	---	---	---	---	---	---
				December 2023	---	---	---	---	0.145	---	---	---	---	---	---	---	---
				March 2024	---	---	---	---	0.146	---	---	---	---	---	---	---	---
MOTOR OIL (CR)				(Contract Size: 100 Securities, Physical Delivery)													
21.52	21.16	21.16	-1.67%	June 2023	21.56	21.56	21.18	21.18	21.18	---	---	---	25.05	---	60	223	1,319
				September 2023	21.99	21.99	21.00	21.00	21.00	---	---	---	22.18	---	2	2	56
				December 2023	---	---	---	---	21.79	---	---	---	---	---	---	---	---
				March 2024	---	---	---	---	21.90	---	---	---	---	---	---	---	---

Derivatives notes

Fixing prices and final open positions can be retrieved from the following path <http://www.helex.gr/el/web/guest/statistics-end-of-day-derivatives>

Underlying Asset				Derivatives Market													
Price max	Price min	Closing price	change	Delivery Month	Open price	Price max	Price min	Last price	Closing price	Last Bid	Last Ask	Fixing price*	Life high	Life low	Trades	Volume	Open Interest
MYTILINEOS (CR)				(Contract Size: 100 Securities, Physical Delivery)													
26.48	25.86	26.18	1.47%	June 2023	26.20	26.50	26.20	26.26	26.26	---	---	---	28.34	---	100	310	2,964
				September 2023	---	---	---	---	25.99	---	---	---	---	---	---	---	---
				December 2023	---	---	---	---	26.12	---	---	---	---	---	---	---	---
				March 2024	---	---	---	---	26.25	---	---	---	---	---	---	---	---
NATIONAL BANK (CR)				(Contract Size: 100 Securities, Physical Delivery)													
4.794	4.643	4.79	0.95%	June 2023	4.70	4.81	4.67	4.77	4.77	---	---	---	5.46	---	130	2,202	20,999
				September 2023	---	---	---	---	4.78	---	---	---	---	---	---	---	---
				December 2023	---	---	---	---	4.80	---	---	---	---	---	---	---	---
				March 2024	---	---	---	---	4.83	---	---	---	---	---	---	---	---
OPAP (CR)				(Contract Size: 100 Securities, Physical Delivery)													
16	15.7	15.8	0.19%	June 2023	15.26	15.41	15.17	15.31	15.31	---	---	---	15.41	---	17	104	1,732
				September 2023	---	---	---	---	15.89	---	---	---	---	---	---	---	---
				December 2023	---	---	---	---	15.97	---	---	---	---	---	---	---	---
				March 2024	---	---	---	---	16.05	---	---	---	---	---	---	---	---
OTE (CR)				(Contract Size: 100 Securities, Physical Delivery)													
13.45	13.25	13.32	-0.45%	June 2023	13.50	13.50	13.29	13.33	13.33	---	---	---	15.20	---	21	65	10,598
				September 2023	---	---	---	---	13.56	---	---	---	14.32	---	---	---	51
				December 2023	---	---	---	---	13.55	---	---	---	---	---	---	---	---
				March 2024	---	---	---	---	13.62	---	---	---	---	---	---	---	---
P.P.A. S.A. (CR)				(Contract Size: 100 Securities, Physical Delivery)													
19.1	18.94	19.02	0.10%	June 2023	---	---	---	---	19.00	---	---	---	19.64	---	---	---	364
				September 2023	---	---	---	---	19.14	---	---	---	---	---	---	---	---
				December 2023	---	---	---	---	19.24	---	---	---	---	---	---	---	---
				March 2024	---	---	---	---	19.33	---	---	---	---	---	---	---	---
PIRAEUS FINANCIAL HOLD (CR)				(Contract Size: 100 Securities, Physical Delivery)													
2.338	2.25	2.308	1.85%	June 2023	2.27	2.35	2.26	2.31	2.31	---	---	---	2.46	---	360	7,848	81,746
				September 2023	---	---	---	---	2.28	---	---	---	---	---	---	---	---
				December 2023	---	---	---	---	2.29	---	---	---	---	---	---	---	---
				March 2024	---	---	---	---	2.31	---	---	---	---	---	---	---	---
PPC (CR)				(Contract Size: 100 Securities, Physical Delivery)													
7.99	7.81	7.91	-0.38%	June 2023	7.96	7.96	7.86	7.87	7.87	---	---	---	8.38	---	42	169	22,312
				September 2023	---	---	---	---	8.00	---	---	---	---	---	---	---	---
				December 2023	---	---	---	---	8.04	---	---	---	---	---	---	---	---
				March 2024	---	---	---	---	8.08	---	---	---	---	---	---	---	---

Derivatives notes

Fixing prices and final open positions can be retrieved from the following path <http://www.helex.gr/el/web/guest/statistics-end-of-day-derivatives>

Underlying Asset				Derivatives Market													
Price max	Price min	Closing price	change	Delivery Month	Open price	Price max	Price min	Last price	Closing price	Last Bid	Last Ask	Fixing price*	Life high	Life low	Trades	Volume	Open Interest
QUEST HOLDINGS (CR)				(Contract Size: 100 Securities, Physical Delivery)													
4.99	4.85	4.86	-1.42%	June 2023	4.91	4.91	4.91	4.91	4.91	---	---		5.21	---	1	3	97
				September 2023	---	---	---	---	4.97	---	---		---	---	---	---	---
				December 2023	---	---	---	---	4.99	---	---		---	---	---	---	---
				March 2024	---	---	---	---	5.02	---	---		---	---	---	---	---
TERNA ENERGY (CR)				(Contract Size: 100 Securities, Physical Delivery)													
20.2	19.77	19.92	-0.40%	June 2023	20.17	20.17	20.17	20.17	20.17	---	---		20.98	---	1	1	10,309
				September 2023	---	---	---	---	20.14	---	---		20.75	---	---	---	---
				December 2023	---	---	---	---	20.25	---	---		---	---	---	---	---
				March 2024	---	---	---	---	20.35	---	---		---	---	---	---	---
TITAN CEMENT (CB)				(Contract Size: 100 Securities, Physical Delivery)													
15.02	14.76	14.9	-1.19%	June 2023	---	---	---	---	15.23	---	---		15.18	---	---	---	877
				September 2023	---	---	---	---	15.19	---	---		---	---	---	---	---
				December 2023	---	---	---	---	15.27	---	---		---	---	---	---	---
				March 2024	---	---	---	---	15.35	---	---		---	---	---	---	---
VIOHALCO SA/NV (CB)				(Contract Size: 100 Securities, Physical Delivery)													
4.96	4.845	4.9	0.62%	June 2023	4.95	4.98	4.91	4.96	4.96	---	---		5.04	---	30	158	5,709
				September 2023	---	---	---	---	4.90	---	---		4.46	---	---	---	20
				December 2023	---	---	---	---	4.93	---	---		---	---	---	---	---
				March 2024	---	---	---	---	4.96	---	---		---	---	---	---	---

Derivatives notes

Fixing prices and final open positions can be retrieved from the following path <http://www.helex.gr/el/web/guest/statistics-end-of-day-derivatives>

Daily Official List

Section 7: Index Options

Year: 144 Trading Day No: 82

Thursday, 4 May, 2023

FTSE/Athex Large Cap

(Trade Unit: 1 Index Point x 2€ - Exercise Style: European, Cash Settlement)

Call Options														Put Options																																	
May 2023								June 2023								Other Months		May 2023								June 2023								Other Months													
Exerise Price	Open price	Price max	Price min	Last price	Closing price	Volume	Open Interest	Open price	Price max	Price min	Last price	Closing price	Volume	Open Interest	Volume	Open Interest	Open price	Price max	Price min	Last price	Closing price	Volume	Open Interest	Open price	Price max	Price min	Last price	Closing price	Volume	Open Interest	Volume	Open Interest	Volume	Open Interest	Exerise Price												
1,725	-	-	-	-	-	-	-	0.00	0.00	0.00	-	907.00	-	-			-	-	-	-	-	-	-	0.00	0.00	0.00	-	0.01	-	-					1,725												
1,750	-	-	-	-	-	-	-	0.00	0.00	0.00	-	882.00	-	-			-	-	-	-	-	-	-	0.00	0.00	0.00	-	0.01	-	-					1,750												
1,775	-	-	-	-	-	-	-	0.00	0.00	0.00	-	857.00	-	-			-	-	-	-	-	-	-	0.00	0.00	0.00	-	0.02	-	-					1,775												
1,800	-	-	-	-	-	-	-	0.00	0.00	0.00	-	832.00	-	-			-	-	-	-	-	-	-	0.00	0.00	0.00	-	0.01	-	-					1,800												
1,825	-	-	-	-	-	-	-	0.00	0.00	0.00	-	808.00	-	-			-	-	-	-	-	-	-	0.00	0.00	0.00	-	0.01	-	-					1,825												
1,850	-	-	-	-	-	-	-	0.00	0.00	0.00	-	783.00	-	-			-	-	-	-	-	-	-	0.00	0.00	0.00	-	0.01	-	-					1,850												
1,875	-	-	-	-	-	-	-	0.00	0.00	0.00	-	758.00	-	-			-	-	-	-	-	-	-	0.00	0.00	0.00	-	0.01	-	-					1,875												
1,900	-	-	-	-	-	-	-	0.00	0.00	0.00	-	733.00	-	-			-	-	-	-	-	-	-	0.00	0.00	0.00	-	0.01	-	-					1,900												
1,925	-	-	-	-	-	-	-	0.00	0.00	0.00	-	708.00	-	-			-	-	-	-	-	-	-	0.00	0.00	0.00	-	0.01	-	-					1,925												
1,950	-	-	-	-	-	-	-	0.00	0.00	0.00	-	683.00	-	-			-	-	-	-	-	-	-	0.00	0.00	0.00	-	0.01	-	-					1,950												
1,975	-	-	-	-	-	-	-	0.00	0.00	0.00	-	658.00	-	-			-	-	-	-	-	-	-	0.00	0.00	0.00	-	0.01	-	-					1,975												
2,000	-	-	-	-	-	-	-	0.00	0.00	0.00	-	633.00	-	-			-	-	-	-	-	-	-	0.00	0.00	0.00	-	0.01	-	-					2,000												
2,050	-	-	-	-	-	-	-	0.00	0.00	0.00	-	583.00	-	-			-	-	-	-	-	-	-	0.00	0.00	0.00	-	0.01	-	-					2,050												
2,100	-	-	-	-	-	-	-	0.00	0.00	0.00	-	533.00	-	-			-	-	-	-	-	-	-	0.00	0.00	0.00	-	0.02	-	-					2,100												
2,150	-	-	-	-	-	-	-	0.00	0.00	0.00	-	483.00	-	-			-	-	-	-	-	-	-	0.00	0.00	0.00	-	0.08	-	-					2,150												
2,200	0.00	0.00	0.00	-	452.00	-	-	0.00	0.00	0.00	-	434.00	-	-			0.00	0.00	0.00	-	0.01	-	-	0.00	0.00	0.00	-	0.25	-	-					2,200												
2,250	0.00	0.00	0.00	-	402.00	-	-	0.00	0.00	0.00	-	384.00	-	-			0.00	0.00	0.00	-	0.01	-	-	0.00	0.00	0.00	-	0.67	-	-					2,250												
2,300	0.00	0.00	0.00	-	352.00	-	-	0.00	0.00	0.00	-	335.00	-	-			0.00	0.00	0.00	-	0.01	-	-	0.00	0.00	0.00	-	1.60	-	-					2,300												
2,350	0.00	0.00	0.00	-	302.00	-	-	0.00	0.00	0.00	-	287.00	-	-			0.00	0.00	0.00	-	0.06	-	-	0.00	0.00	0.00	-	3.60	-	-					2,350												
2,400	0.00	0.00	0.00	-	252.00	-	-	0.00	0.00	0.00	-	241.00	-	-			0.00	0.00	0.00	-	0.31	-	20	0.00	0.00	0.00	-	7.20	-	-					2,400												
2,450	0.00	0.00	0.00	-	203.00	-	40	0.00	0.00	0.00	-	197.00	-	-			0.00	0.00	0.00	-	1.20	-	-	0.00	0.00	0.00	-	13.50	-	-					2,450												
2,500	0.00	0.00	0.00	-	156.00	-	20	0.00	0.00	0.00	-	157.00	-	-			0.00	0.00	0.00	-	3.90	-	67	0.00	0.00	0.00	-	23.00	-	-					2,500												
2,550	0.00	0.00	0.00	-	112.00	-	60	0.00	0.00	0.00	-	122.00	-	-			0.00	0.00	0.00	-	10.25	-	175	0.00	0.00	0.00	-	37.25	-	1					2,550												
2,600	0.00	0.00	0.00	-	74.50	-	21	0.00	0.00	0.00	-	91.00	-	-			20.50	0.00	20.25	20.50	20.50	60	84	0.00	0.00	0.00	-	56.50	-	-					2,600												
2,650	0.00	0.00	0.00	-	45.50	-	25	0.00	0.00	0.00	-	65.50	-	20			40.75	0.00	31.00	31.00	31.00	41	103	0.00	0.00	0.00	-	81.00	-	-					2,650												
2,700	27.00	27.00	27.00	27.00	27.00	1	284	54.50	54.50	54.50	54.50	54.50	20	1			0.00	27.00	0.00	-	73.00	-	60	0.00	0.00	0.00	-	111.00	-	1					2,700												
2,750	0.00	0.00	0.00	-	12.25	-	22	0.00	0.00	0.00	-	30.50	-	-			0.00	0.00	0.00	-	110.00	-	1	0.00	0.00	0.00	-	146.00	-	2					2,750												
2,800	0.00	0.00	0.00	-	5.30	-	50	0.00	0.00	0.00	-	19.75	-	-			0.00	0.00	0.00	-	153.00	-	-	0.00	0.00	0.00	-	185.00	-	-					2,800												
2,850	0.00	0.00	0.00	-	2.00	-	-	0.00	0.00	0.00	-	12.25	-	-			0.00	0.00	0.00	-	200.00	-	-	0.00	0.00	0.00	-	227.00	-	-					2,850												
2,900	0.00	0.00	0.00	-	0.69	-	-	0.00	0.00	0.00	-	7.30	-	-			0.00	0.00	0.00	-	248.00	-	-	0.00	0.00	0.00	-	272.00	-	-					2,900												
2,950	0.00	0.00	0.00	-	0.21	-	-	0.00	0.00	0.00	-	4.20	-	-			0.00	0.00	0.00	-	298.00	-	-	0.00	0.00	0.00	-	319.00	-	-					2,950												
3,000	0.00	0.00	0.00	-	0.06	-	-	0.00	0.00	0.00	-	2.30	-	-			0.00	0.00	0.00	-	348.00	-	-	0.00	0.00	0.00	-	367.00	-	-					3,000												
Totals:						1	522							20	21	0	0							101	510							0	4	0	0												
Number of Trades:						1								1		0								6								0		0													

Hellenic Exchanges – Athens Stock Exchange S.A.

Market Analysis & Communication Unit

Section 7, 1/1

ALPHA SERVICES HOLD (CR)

(Contract Size: 100 Securities, Exercise Style: American, Physical Delivery)

Call Options																Put Options																				
May 2023								June 2023								Other Months		May 2023								June 2023								Other Months		
Exercise Price	Open price	Price max	Price min	Last price	Closing price	Volume	Open Interest	Open price	Price max	Price min	Last price	Closing price	Volume	Open Interest	Volume	Open Interest	Open price	Price max	Price min	Last price	Closing price	Volume	Open Interest	Open price	Price max	Price min	Last price	Closing price	Volume	Open Interest	Volume	Open Interest	Exercise Price			
0.500						-	-	0.000	0.000	0.000		0.671	-	-								-	-	0.000	0.000	0.000		0.001	-	-			0.005			
0.550						-	-	0.000	0.000	0.000		0.621	-	-								-	-	0.000	0.000	0.000		0.001	-	-			0.006			
0.600						-	-	0.000	0.000	0.000		0.571	-	-								-	-	0.000	0.000	0.000		0.001	-	-			0.006			
0.650						-	-	0.000	0.000	0.000		0.522	-	-								-	-	0.000	0.000	0.000		0.001	-	-			0.007			
0.700						-	-	0.000	0.000	0.000		0.472	-	-								-	-	0.000	0.000	0.000		0.001	-	-			0.007			
0.750						-	-	0.000	0.000	0.000		0.422	-	-								-	-	0.000	0.000	0.000		0.002	-	-			0.008			
0.800	0.000	0.000	0.000		0.371	-	-	0.000	0.000	0.000		0.372	-	-			0.000	0.000	0.000		0.001	-	-	0.000	0.000	0.000		0.001	-	-			0.008			
0.850	0.000	0.000	0.000		0.321	-	-	0.000	0.000	0.000		0.323	-	-			0.000	0.000	0.000		0.001	-	-	0.000	0.000	0.000		0.001	-	-			0.009			
0.900	0.000	0.000	0.000		0.272	-	-	0.000	0.000	0.000		0.274	-	-			0.000	0.000	0.000		0.001	-	-	0.000	0.000	0.000		0.002	-	-			0.009			
0.950	0.000	0.000	0.000		0.224	-	-	0.000	0.000	0.000		0.228	-	-			0.000	0.000	0.000		0.003	-	-	0.000	0.000	0.000		0.005	-	-			0.010			
1.000	0.000	0.000	0.000		0.179	-	7	0.000	0.000	0.000		0.184	-	-			0.000	0.000	0.000		0.008	-	-	0.000	0.000	0.000		0.012	-	-			0.010			
1.100	0.000	0.000	0.000		0.102	-	-	0.000	0.000	0.000		0.110	-	-			0.000	0.000	0.000		0.031	-	20	0.000	0.000	0.000		0.038	-	-			0.011			
1.200	0.000	0.000	0.000		0.049	-	2	0.000	0.000	0.000		0.058	-	-			0.000	0.000	0.000		0.078	-	-	0.000	0.000	0.000		0.085	-	-			0.012			
1.300	0.000	0.000	0.000		0.019	-	-	0.000	0.000	0.000		0.027	-	-			0.000	0.000	0.000		0.148	-	-	0.000	0.000	0.000		0.154	-	-			0.013			
1.400	0.000	0.000	0.000		0.007	-	-	0.000	0.000	0.000		0.011	-	-			0.000	0.000	0.000		0.236	-	-	0.000	0.000	0.000		0.239	-	-			0.014			
1.500	0.000	0.000	0.000		0.002	-	-	0.000	0.000	0.000		0.004	-	-			0.000	0.000	0.000		0.331	-	-	0.000	0.000	0.000		0.332	-	-			0.015			
1.600	0.000	0.000	0.000		0.002	-	-	0.000	0.000	0.000		0.001	-	-			0.000	0.000	0.000		0.430	-	-	0.000	0.000	0.000		0.430	-	-			0.016			
1.700	0.000	0.000	0.000		0.001	-	-	0.000	0.000	0.000		0.001	-	-			0.000	0.000	0.000		0.530	-	-	0.000	0.000	0.000		0.530	-	-			0.017			
1.800	0.000	0.000	0.000		0.001	-	-	0.000	0.000	0.000		0.002	-	-			0.000	0.000	0.000		0.630	-	-	0.000	0.000	0.000		0.630	-	-			0.018			
1.900	0.000	0.000	0.000		0.001	-	-	0.000	0.000	0.000		0.001	-	-			0.000	0.000	0.000		0.730	-	-	0.000	0.000	0.000		0.730	-	-			0.019			
2.000	0.000	0.000	0.000		0.001	-	-	0.000	0.000	0.000		0.002	-	-			0.000	0.000	0.000		0.830	-	-	0.000	0.000	0.000		0.830	-	-			0.020			
Totals:						0	9							0	0	0	0							0	20							0	0	0	0	
Number of Trades:						0								0		0							0.00								0		0			

NATIONAL BANK (CR)

(Contract Size: 100 Securities, Exercise Style: American, Physical Delivery)

Call Options																Put Options																				
May 2023								June 2023								Other Months		May 2023								June 2023								Other Months		
Exercise Price	Open price	Price max	Price min	Last price	Closing price	Volume	Open Interest	Open price	Price max	Price min	Last price	Closing price	Volume	Open Interest	Volume	Open Interest	Open price	Price max	Price min	Last price	Closing price	Volume	Open Interest	Open price	Price max	Price min	Last price	Closing price	Volume	Open Interest	Volume	Open Interest	Exercise Price			
1.900						-	-	0.000	0.000	0.000		2.85	-	-								-	-	0.000	0.000	0.000		0.001	-	-			0.019			
2.000						-	-	0.000	0.000	0.000		2.75	-	-								-	-	0.000	0.000	0.000		0.002	-	-			0.020			
2.200						-	-	0.000	0.000	0.000		2.56	-	-								-	-	0.000	0.000	0.000		0.001	-	-			0.022			
2.400						-	-	0.000	0.000	0.000		2.36	-	-								-	-	0.000	0.000	0.000		0.001	-	-			0.024			
2.600						-	-	0.000	0.000	0.000		2.16	-	-								-	-	0.000	0.000	0.000		0.001	-	-			0.026			
2.800						-	-	0.000	0.000	0.000		1.96	-	-								-	-	0.000	0.000	0.000		0.001	-	-			0.028			
3.000						-	-	0.000	0.000	0.000		1.76	-	-								-	-	0.000	0.000	0.000		0.001	-	-			0.030			
3.200	0.000	0.000	0.000		1.55	-	-	0.000	0.000	0.000		1.56	-	-			0.000	0.000	0.000		0.001	-	-	0.000	0.000	0.000		0.001	-	-			0.032			
3.400	0.000	0.000	0.000		1.35	-	-	0.000	0.000	0.000		1.36	-	-			0.000	0.000	0.000		0.001	-	-	0.000	0.000	0.000		0.001	-	-			0.034			
3.600	0.000	0.000	0.000		1.15	-	-	0.000	0.000	0.000		1.16	-	-			0.000	0.000	0.000		0.001	-	-	0.000	0.000	0.000		0.004	-	-			0.036			
3.800	0.000	0.000	0.000		0.953	-	-	0.000	0.000	0.000		0.972	-	-			0.000	0.000	0.000		0.001	-	-	0.000	0.000	0.000		0.013	-	-			0.038			
4.000	0.000	0.000	0.000		0.754	-	-	0.000	0.000	0.000		0.790	-	-			0.000	0.000	0.000		0.001	-	-	0.000	0.000	0.000		0.030	-	-			0.040			
4.400	0.000	0.000	0.000		0.379	-	-	0.000	0.000	0.000		0.472	-	-			0.000	0.000	0.000		0.025	-	2	0.000	0.000	0.000		0.112	-	-			0.044			
4.800	0.000	0.000	0.000		0.118	-	8	0.000	0.000	0.000		0.246	-	-			0.000	0.000	0.000		0.164	-	-	0.000	0.000	0.000		0.285	-	-			0.048			
5.200	0.000	0.000	0.000		0.019	-	-	0.000	0.000	0.000		0.110	-	-			0.000	0.000	0.000		0.466	-	-	0.000	0.000	0.000		0.550	-	-			0.052			
5.600	0.000	0.000	0.000		0.001	-	-	0.000	0.000	0.000		0.043	-	-			0.000	0.000	0.000		0.850	-	-	0.000	0.000	0.000		0.883	-	-			0.056			
6.000	0.000	0.000	0.000		0.001	-	-	0.000	0.000	0.000		0.014	-	-			0.000	0.000	0.000		1.25	-	-	0.000	0.000	0.000		1.26	-	-			0.060			
6.400	0.000	0.000	0.000		0.002	-	-	0.000	0.000	0.000		0.004	-	-			0.000	0.000	0.000		1.65	-	-	0.000	0.000	0.000		1.65	-	-			0.064			
6.800	0.000	0.000	0.000		0.001	-	-	0.000	0.000	0.000		0.001	-	-			0.000	0.000	0.000		2.05	-	-	0.000	0.000	0.000		2.05	-	-			0.068			
7.200	0.000	0.000	0.000		0.001	-	-	0.000	0.000	0.000		0.001	-	-			0.000	0.000	0.000		2.45	-	-	0.000	0.000	0.000		2.45	-	-			0.072			
7.600	0.000	0.000	0.000		0.001	-	-	0.000	0.000	0.000		0.001	-	-			0.000	0.000	0.000		2.85	-	-	0.000	0.000	0.000		2.85	-	-			0.076			
Totals:						0	8							0	0	0	0							0	2							0	270	0	0	
Number of Trades:						0								0		0							0.00								0		0			

OPAP (CR)

(Contract Size: 100 Securities, Exercise Style: American, Physical Delivery)

Call Options																Put Options																				
Exerise Price	May 2023							June 2023							Other Months		May 2023										June 2023							Other Months		Exerise Price
	Open price	Price max	Price min	Last price	Closing price	Volume	Open Interest	Open price	Price max	Price min	Last price	Closing price	Volume	Open Interest	Volume	Open Interest	Open price	Price max	Price min	Last price	Closing price	Volume	Open Interest	Open price	Price max	Price min	Last price	Closing price	Volume	Open Interest	Volume	Open Interest				
8.800						-	-	0.000	0.000	0.000		6.99	-	-								-	-	0.000	0.000	0.000		0.001	-	-			0.088			
9.200						-	-	0.000	0.000	0.000		6.59	-	-								-	-	0.000	0.000	0.000		0.001	-	-			0.092			
9.600	0.000	0.000	0.000		6.18	-	-	0.000	0.000	0.000		6.19	-	-			0.000	0.000	0.000		0.001	-	-	0.000	0.000	0.000		0.001	-	-			0.096			
10.000	0.000	0.000	0.000		5.78	-	-	0.000	0.000	0.000		5.79	-	-			0.000	0.000	0.000		0.001	-	-	0.000	0.000	0.000		0.001	-	-			0.100			
11.000	0.000	0.000	0.000		4.78	-	-	0.000	0.000	0.000		4.80	-	-			0.000	0.000	0.000		0.001	-	-	0.000	0.000	0.000		0.001	-	-			0.110			
12.000	0.000	0.000	0.000		3.78	-	-	0.000	0.000	0.000		3.80	-	-			0.000	0.000	0.000		0.001	-	-	0.000	0.000	0.000		0.001	-	-			0.120			
13.000	0.000	0.000	0.000		2.78	-	-	0.000	0.000	0.000		2.82	-	-			0.000	0.000	0.000		0.002	-	-	0.000	0.000	0.000		0.015	-	-			0.130			
14.000	0.000	0.000	0.000		1.79	-	-	0.000	0.000	0.000		1.89	-	-			0.000	0.000	0.000		0.003	-	20	0.000	0.000	0.000		0.085	-	-			0.140			
15.000	0.000	0.000	0.000		0.856	-	-	0.000	0.000	0.000		1.11	-	-			0.000	0.000	0.000		0.072	-	32	0.000	0.000	0.000		0.304	-	-			0.150			
16.000	0.000	0.000	0.000		0.235	-	11	0.000	0.000	0.000		0.556	-	-			0.000	0.000	0.000		0.453	-	-	0.000	0.000	0.000		0.751	-	-			0.160			
17.000	0.000	0.000	0.000		0.030	-	-	0.000	0.000	0.000		0.234	-	-			0.000	0.000	0.000		1.25	-	-	0.000	0.000	0.000		1.43	-	-			0.170			
18.000	0.000	0.000	0.000		0.002	-	-	0.000	0.000	0.000		0.083	-	-			0.000	0.000	0.000		2.23	-	-	0.000	0.000	0.000		2.28	-	-			0.180			
19.000	0.000	0.000	0.000		0.001	-	-	0.000	0.000	0.000		0.025	-	-			0.000	0.000	0.000		3.23	-	-	0.000	0.000	0.000		3.24	-	-			0.190			
20.000	0.000	0.000	0.000		0.001	-	-	0.000	0.000	0.000		0.006	-	-			0.000	0.000	0.000		4.23	-	-	0.000	0.000	0.000		4.23	-	-			0.200			
22.000	0.000	0.000	0.000		0.001	-	-	0.000	0.000	0.000		0.001	-	-			0.000	0.000	0.000		6.23	-	-	0.000	0.000	0.000		6.23	-	-			0.220			
Totals:						0	11							0	0	0	0							0	52							0	0	0	0	
Number of Trades:						0								0		0							0.00								0		0			

OTE (CR)

(Contract Size: 100 Securities, Exercise Style: American, Physical Delivery)

Call Options															Put Options																		
May 2023							June 2023							Other Months		May 2023							June 2023							Other Months			
Exerise Price	Open price	Price max	Price min	Last price	Closing price	Volume	Open Interest	Open price	Price max	Price min	Last price	Closing price	Volume	Open Interest	Volume	Open Interest	Open price	Price max	Price min	Last price	Closing price	Volume	Open Interest	Open price	Price max	Price min	Last price	Closing price	Volume	Open Interest	Volume	Open Interest	Exerise Price
9.200	0.000	0.000	0.000		4.19	-	-	0.000	0.000	0.000		4.20	-	-			0.000	0.000	0.000		0.001	-	-	0.000	0.000	0.000		0.001	-	-			0.092
9.600	0.000	0.000	0.000		3.79	-	-	0.000	0.000	0.000		3.80	-	-			0.000	0.000	0.000		0.001	-	-	0.000	0.000	0.000		0.001	-	-			0.096
10.000	0.000	0.000	0.000		3.39	-	-	0.000	0.000	0.000		3.40	-	-			0.000	0.000	0.000		0.001	-	-	0.000	0.000	0.000		0.001	-	-			0.100
11.000	0.000	0.000	0.000		2.39	-	-	0.000	0.000	0.000		2.41	-	-			0.000	0.000	0.000		0.003	-	-	0.000	0.000	0.000		0.005	-	-			0.110
12.000	0.000	0.000	0.000		1.40	-	-	0.000	0.000	0.000		1.47	-	-			0.000	0.000	0.000		0.010	-	-	0.000	0.000	0.000		0.059	-	-			0.120
13.000	0.000	0.000	0.000		0.551	-	-	0.000	0.000	0.000		0.706	-	-			0.000	0.000	0.000		0.160	-	4	0.000	0.000	0.000		0.296	-	-			0.130
14.000	0.000	0.000	0.000		0.111	-	-	0.000	0.000	0.000		0.253	-	-			0.000	0.000	0.000		0.721	-	-	0.000	0.000	0.000		0.843	-	-			0.140
15.000	0.000	0.000	0.000		0.010	-	-	0.000	0.000	0.000		0.066	-	-			0.000	0.000	0.000		1.62	-	-	0.000	0.000	0.000		1.66	-	-			0.150
16.000	0.000	0.000	0.000		0.001	-	-	0.000	0.000	0.000		0.012	-	-			0.000	0.000	0.000		2.62	-	-	0.000	0.000	0.000		2.62	-	-			0.160
17.000	0.000	0.000	0.000		0.001	-	-	0.000	0.000	0.000		0.002	-	-			0.000	0.000	0.000		3.62	-	-	0.000	0.000	0.000		3.62	-	-			0.170
18.000	0.000	0.000	0.000		0.001	-	-	0.000	0.000	0.000		0.001	-	-			0.000	0.000	0.000		4.62	-	-	0.000	0.000	0.000		4.62	-	-			0.180
19.000	0.000	0.000	0.000		0.001	-	-	0.000	0.000	0.000		0.001	-	-			0.000	0.000	0.000		5.62	-	-	0.000	0.000	0.000		5.62	-	-			0.190
20.000	0.000	0.000	0.000		0.001	-	-	0.000	0.000	0.000		0.001	-	-			0.000	0.000	0.000		6.62	-	-	0.000	0.000	0.000		6.62	-	-			0.200
22.000						-	-	0.000	0.000	0.000		0.001	-	-								-	-	0.000	0.000	0.000		8.62	-	-			0.220
24.000						-	-	0.000	0.000	0.000		0.001	-	-								-	-	0.000	0.000	0.000		10.62	-	-			0.240
Totals:						0	0						0	0	0	0						0	4					0	0	0	0		
Number of Trades:						0							0		0							0.00					0		0				

PIRAEUS FINANCIAL HOLD (CR)

(Contract Size: 100 Securities, Exercise Style: American, Physical Delivery)

Call Options																Put Options																				
May 2023								June 2023								Other Months		May 2023								June 2023								Other Months		
Exerise Price	Open price	Price max	Price min	Last price	Closing price	Volume	Open Interest	Open price	Price max	Price min	Last price	Closing price	Volume	Open Interest	Volume	Open Interest	Open price	Price max	Price min	Last price	Closing price	Volume	Open Interest	Open price	Price max	Price min	Last price	Closing price	Volume	Open Interest	Volume	Open Interest	Exerise Price			
0.500						-	-	0.000	0.000	0.000		1.77	-	-								-	-	0.000	0.000	0.000		0.001	-	-			0.005			
0.550						-	-	0.000	0.000	0.000		1.72	-	-								-	-	0.000	0.000	0.000		0.001	-	-			0.006			
0.600						-	-	0.000	0.000	0.000		1.67	-	-								-	-	0.000	0.000	0.000		0.001	-	-			0.006			
0.650						-	-	0.000	0.000	0.000		1.62	-	-								-	-	0.000	0.000	0.000		0.001	-	-			0.007			
0.700						-	-	0.000	0.000	0.000		1.57	-	-								-	-	0.000	0.000	0.000		0.001	-	-			0.007			
0.750						-	-	0.000	0.000	0.000		1.52	-	-								-	-	0.000	0.000	0.000		0.001	-	-			0.008			
0.800						-	-	0.000	0.000	0.000		1.47	-	-								-	-	0.000	0.000	0.000		0.001	-	-			0.008			
0.850						-	-	0.000	0.000	0.000		1.42	-	-								-	-	0.000	0.000	0.000		0.001	-	-			0.009			
0.900						-	-	0.000	0.000	0.000		1.37	-	-								-	-	0.000	0.000	0.000		0.001	-	-			0.009			
0.950						-	-	0.000	0.000	0.000		1.32	-	-								-	-	0.000	0.000	0.000		0.001	-	-			0.010			
1.000						-	-	0.000	0.000	0.000		1.27	-	-								-	-	0.000	0.000	0.000		0.001	-	-			0.010			
1.100						-	-	0.000	0.000	0.000		1.17	-	-								-	-	0.000	0.000	0.000		0.001	-	-			0.011			
1.200						-	-	0.000	0.000	0.000		1.07	-	-								-	-	0.000	0.000	0.000		0.001	-	-			0.012			
1.300	0.000	0.000	0.000		0.971	-	-	0.000	0.000	0.000		0.973	-	-			0.000	0.000	0.000		0.001	-	-	0.000	0.000	0.000		0.001	-	-			0.013			
1.400	0.000	0.000	0.000		0.871	-	-	0.000	0.000	0.000		0.874	-	-			0.000	0.000	0.000		0.001	-	-	0.000	0.000	0.000		0.001	-	-			0.014			
1.500	0.000	0.000	0.000		0.771	-	-	0.000	0.000	0.000		0.774	-	-			0.000	0.000	0.000		0.001	-	-	0.000	0.000	0.000		0.002	-	-			0.015			
1.600	0.000	0.000	0.000		0.671	-	-	0.000	0.000	0.000		0.676	-	-			0.000	0.000	0.000		0.001	-	-	0.000	0.000	0.000		0.002	-	-			0.016			
1.700	0.000	0.000	0.000		0.572	-	-	0.000	0.000	0.000		0.579	-	-			0.000	0.000	0.000		0.001	-	-	0.000	0.000	0.000		0.005	-	-			0.017			
1.800	0.000	0.000	0.000		0.473	-	-	0.000	0.000	0.000		0.485	-	-			0.000	0.000	0.000		0.001	-	-	0.000	0.000	0.000		0.011	-	-			0.018			
1.900	0.000	0.000	0.000		0.377	-	-	0.000	0.000	0.000		0.398	-	-			0.000	0.000	0.000		0.005	-	-	0.000	0.000	0.000		0.023	-	-			0.019			
2.000	0.000	0.000	0.000		0.286	-	-	0.000	0.000	0.000		0.318	-	-			0.000	0.000	0.000		0.015	-	-	0.000	0.000	0.000		0.043	-	-			0.020			
2.200	0.000	0.000	0.000		0.139	-	3	0.000	0.000	0.000		0.188	-	2			0.000	0.000	0.000		0.067	-	-	0.000	0.000	0.000		0.112	-	-			0.022			
2.400	0.000	0.000	0.000		0.052	-	-	0.000	0.000	0.000		0.099	-	-			0.000	0.000	0.000		0.180	-	-	0.000	0.000	0.000		0.224	-	-			0.024			
2.600	0.000	0.000	0.000		0.015	-	-	0.000	0.000	0.000		0.047	-	-			0.000	0.000	0.000		0.343	-	-	0.000	0.000	0.000		0.372	-	-			0.026			
2.800	0.000	0.000	0.000		0.003	-	-	0.000	0.000	0.000		0.021	-	-			0.000	0.000	0.000		0.532	-	-	0.000	0.000	0.000		0.546	-	-			0.028			
3.000	0.000	0.000	0.000		0.001	-	-	0.000	0.000	0.000		0.008	-	-			0.000	0.000	0.000		0.730	-	-	0.000	0.000	0.000		0.734	-	-			0.030			
3.200	0.000	0.000	0.000		0.001	-	-	0.000	0.000	0.000		0.003	-	-			0.000	0.000	0.000		0.930	-	-	0.000	0.000	0.000		0.930	-	-			0.032			
3.400	0.000	0.000	0.000		0.002	-	-	0.000	0.000	0.000		0.001	-	-			0.000	0.000	0.000		1.13	-	-	0.000	0.000	0.000		1.13	-	-			0.034			
Totals:						0	3							0	2	0	0							0	0							0	3	0	0	
Number of Trades:						0								0		0								0.00								0		0		

PPC (CR)

(Contract Size: 100 Securities, Exercise Style: American, Physical Delivery)

Call Options															Put Options																					
May 2023								June 2023							Other Months		May 2023								June 2023							Other Months				
Exercise Price	Open price	Price max	Price min	Last price	Closing price	Volume	Open Interest	Open price	Price max	Price min	Last price	Closing price	Volume	Open Interest	Volume	Open Interest	Open price	Price max	Price min	Last price	Closing price	Volume	Open Interest	Open price	Price max	Price min	Last price	Closing price	Volume	Open Interest	Volume	Open Interest	Exercise Price			
3.400						-	-	0.000	0.000	0.000		4.55	-	-								-	-	0.000	0.000	0.000		0.001	-	-			0.034			
3.600						-	-	0.000	0.000	0.000		4.35	-	-								-	-	0.000	0.000	0.000		0.001	-	-			0.036			
3.800						-	-	0.000	0.000	0.000		4.15	-	-								-	-	0.000	0.000	0.000		0.001	-	-			0.038			
4.000						-	-	0.000	0.000	0.000		3.95	-	-								-	-	0.000	0.000	0.000		0.001	-	-			0.040			
4.400						-	-	0.000	0.000	0.000		3.55	-	-								-	-	0.000	0.000	0.000		0.001	-	-			0.044			
4.800						-	-	0.000	0.000	0.000		3.15	-	-								-	-	0.000	0.000	0.000		0.001	-	-			0.048			
5.200						-	-	0.000	0.000	0.000		2.75	-	-								-	-	0.000	0.000	0.000		0.001	-	-			0.052			
5.600	0.000	0.000	0.000		2.34	-	-	0.000	0.000	0.000		2.35	-	-			0.000	0.000	0.000		0.001	-	-	0.000	0.000	0.000		0.001	-	-			0.056			
6.000	0.000	0.000	0.000		1.95	-	-	0.000	0.000	0.000		1.96	-	-			0.000	0.000	0.000		0.001	-	-	0.000	0.000	0.000		0.004	-	-			0.060			
6.400	0.000	0.000	0.000		1.55	-	-	0.000	0.000	0.000		1.57	-	-			0.000	0.000	0.000		0.001	-	-	0.000	0.000	0.000		0.017	-	-			0.064			
6.800	0.000	0.000	0.000		1.15	-	-	0.000	0.000	0.000		1.21	-	-			0.000	0.000	0.000		0.002	-	1	0.000	0.000	0.000		0.051	-	-			0.068			
7.200	0.000	0.000	0.000		0.766	-	-	0.000	0.000	0.000		0.881	-	-			0.000	0.000	0.000		0.020	-	4	0.000	0.000	0.000		0.123	-	-			0.072			
7.600	0.000	0.000	0.000		0.435	-	55	0.000	0.000	0.000		0.605	-	-			0.000	0.000	0.000		0.088	-	-	0.000	0.000	0.000		0.247	-	-			0.076			
8.000	0.000	0.000	0.000		0.200	-	50	0.000	0.000	0.000		0.391	-	-			0.000	0.000	0.000		0.254	-	5	0.000	0.000	0.000		0.433	-	-			0.080			
8.400	0.000	0.000	0.000		0.071	-	11	0.000	0.000	0.000		0.238	-	-			0.000	0.000	0.000		0.525	-	-	0.000	0.000	0.000		0.680	-	-			0.084			
8.800	0.000	0.000	0.000		0.019	-	5	0.000	0.000	0.000		0.135	-	-			0.000	0.000	0.000		0.874	-	-	0.000	0.000	0.000		0.977	-	-			0.088			
9.200	0.000	0.000	0.000		0.004	-	-	0.000	0.000	0.000		0.071	-	-			0.000	0.000	0.000		1.26	-	-	0.000	0.000	0.000		1.32	-	-			0.092			
9.600	0.000	0.000	0.000		0.001	-	-	0.000	0.000	0.000		0.036	-	-			0.000	0.000	0.000		1.66	-	-	0.000	0.000	0.000		1.68	-	-			0.096			
10.000	0.000	0.000	0.000		0.001	-	-	0.000	0.000	0.000		0.018	-	-			0.000	0.000	0.000		2.06	-	-	0.000	0.000	0.000		2.07	-	-			0.100			
11.000	0.000	0.000	0.000		0.001	-	-	0.000	0.000	0.000		0.002	-	-			0.000	0.000	0.000		3.06	-	-	0.000	0.000	0.000		3.06	-	-			0.110			
Totals:						0	121							0	0	0	0							0	10							0	3	0	0	
Number of Trades:						0							0			0							0.00							0			0			

Lending Products	Underlying Title	Multilateral Transactions[1]					Bilateral Transactions[2]		Stock Borrowing through OTC (volume)[3]
		Open Interest[5]	Volume(Offered)	Average Weighted	Transactions volume	Average Weighted	Transactions Volume	Average Weighted	Transactions Volume
ADMIEBOR	ADMIE (IPTO) HOLDING S.A. (CR)	---	---	---	---	---	---	---	529,953
AEGNBOR	AEGEAN AIRLINES (CR)	3,000	---	---	---	---	---	---	24,586
ALPHABOR	ALPHA SERVICES HOLD (CR)	---	---	---	---	---	---	---	58,905,887
ALMYBOR	ALUMIL (CR)	---	---	---	---	---	---	---	---
OTOELBOR	AUTOHELLAS SA (CR)	11,360	---	---	---	---	---	---	46,960
AVAXBOR	AVAX S.A. (CR)	---	---	---	---	---	---	---	---
EEEBOR	CC HBC AG (CR)	8,986	---	---	---	---	---	---	41,108
CENERBOR	CENERGY HOLDINGS (CB)	---	---	---	---	---	---	---	---
ELLAKTORBOR	ELLAKTOR (CR)	9,960	---	---	---	---	---	---	14,176
ELHABOR	ELVALHALCOR (CR)	30,889	---	---	100	4.25%	---	---	64,887
EUROBBOR	EUROBANK HOLDINGS (CR)	157,211	---	---	---	---	---	---	34,076,283
EYDAPBOR	EYDAP S.A. (CR)	17,901	---	---	380	8.02%	---	---	182,465
FFGRPBOR	FOLLI FOLLIE (CR)	---	---	---	---	---	---	---	886,310
FOYRKBOR	FOURLIS (CR)	---	---	---	---	---	---	---	31,786
GEKTERNABOR	GEK TERNA (CR)	---	---	---	---	---	---	---	6,690
SARBOR	GR. SARANTIS S.A. (CR)	564	---	---	---	---	---	---	44,346
EXAEBOR	HELLENIC EXCHANGES-A.S.E. (CR)	1,000	---	---	---	---	---	---	162,401
ELPEBOR	HELLENIQ ENERGY (CR)	1	---	---	---	---	---	---	398,955
INTRKBOR	INTRACOM HOLDINGS (CR)	---	---	---	---	---	---	---	---
INKATBOR	INTRAKAT (CR)	---	---	---	---	---	---	---	---
BELABOR	JUMBO SA (CR)	51,132	---	---	1,000	4.25%	---	---	332,629
LAMDABOR	LAMDA DEVELOPMENT SA (CR)	---	---	---	1,947	8.22%	---	---	493,390
MIGBOR	MIG (CR)	47,631	---	---	---	---	---	---	1,206,978
MOHBOR	MOTOR OIL (CR)	40,701	---	---	337	5.66%	---	---	1,542,009
MYTILBOR	MYTILINEOS (CR)	6,534	---	---	---	---	---	---	118,488
ETEBOR	NATIONAL BANK (CR)	1,500	---	---	---	---	---	---	9,963,254
OPAPBOR	OPAP (CR)	2,000	---	---	---	---	---	---	1,430,101
HTOBOR	OTE (CR)	---	---	---	437	5.79%	---	---	1,036,157
PPABOR	P.P.A. S.A. (CR)	3,250	---	---	---	---	---	---	65,287
TPEIRBOR	PIRAEUS FINANCIAL HOLD (CR)	5,000	---	---	---	---	---	---	928,744
PPCBOR	PPC (CR)	3,000	---	---	---	---	---	---	1,721,777

Stock Lending Notes

[1] - Multilateral contracts Lending or Borrowing as per Methods 8-1, 8-2 and 8-3-3 (According to ATHEX BoD Resolution No.17)

[2] - Billateral Contracts Lending or Borrowing as per Methods 8-3-1 and 8-3-2 (According to ATHEX BoD Resolution No.20)

[3] - The information concerning OTC Stock Borrowing Transactions is based on the statements of the Dematerialised Securities System (DSS) operators involved and refers to volumes that have been registered up until the previous working day.

[4] - Average Price (Volume weighted)

[5] - The Data concerning Open Interest before the start of trading session

Lending Products	Underlying Title	Multilateral Transactions[1]					Bilateral Transactions[2]		Stock Borrowing through OTC (volume)[3]
		Open Interest[5]	Volume(Offered)	Average Weighted	Transactions volume	Average Weighted	Transactions Volume	Average Weighted	Transactions Volume
QUALBOR	QUALITY & RELIABILITY SA (CR)	---	---	---	---	---	---	---	---
QUESTBOR	QUEST HOLDINGS (CR)	11,143	---	---	---	---	---	---	68,355
TENERGYBOR	TERNA ENERGY (CR)	---	---	---	---	---	---	---	148,363
TITCBOR	TITAN CEMENT (CB)	3,401	---	---	---	---	---	---	362,223
VIOBOR	VIOHALCO SA/NV (CB)	21,277	---	---	100	4.25%	---	---	---

Stock Lending Notes

- [1] - Multilateral contracts Lending or Borrowing as per Methods 8-1, 8-2 and 8-3-3 (According to ATHEX BoD Resolution No.17)
- [2] - Bilateral Contracts Lending or Borrowing as per Methods 8-3-1 and 8-3-2 (According to ATHEX BoD Resolution No.20)
- [3] - The information concerning OTC Stock Borrowing Transactions is based on the statements of the Dematerialised Securities System (DSS) operators involved and refers to volumes that have been registered up until the previous working day.
- [4] - Average Price (Volume weighted)
- [5] - The Data concerning Open Interest before the start of trading session

Sectors codification for listed companies

12003 -	ETF	10101010	Computer Services
10101015	Software	10102030	Computer Hardware
15101010	Telecommunications Equipment	15102015	Telecommunications Services
20101010	Health Care Facilities	20101025	Health Care Services
20102010	Medical Equipment	20103015	Pharmaceuticals
30101010	Banks	30202000	Diversified Financial Services
30202010	Asset Managers & Custodians	30202015	Investment Services
30204000	Closed End Investments	30302010	Full Line Insurance
30302015	Insurance Brokers	30302025	Property and Casualty Insurance
35101010	Real Estate Holding and Development	35101015	Real Estate Services
35102000	Diversified REITs	35102030	Office REITs
40201040	Rental & Leasing Services: Consumer	40202010	Home Construction
40202015	Household Furnishings	40202020	Household Appliance
40203040	Electronic Entertainment	40203045	Toys
40204020	Clothing & Accessories	40301010	Entertainment
40301030	Publishing	40301035	Radio & TV Broadcasters
40401010	Diversified Retailers	40401020	Apparel Retailers
40401025	Home Improvement Retailers	40401030	Specialty Retailers
40501010	Airlines	40501015	Travel & Tourism
40501020	Casinos & Gambling	40501025	Hotels & Motels
45101015	Distillers & Vintners	45101020	Soft Drinks
45102010	Farming Fishing Ranching & Plantations	45102020	Food Products
45103010	Tobacco	45201010	Food Retailers & Wholesalers
45201020	Personal Products	50101010	Construction
50101020	Building Roof/Wallboard and Plumbing	50101030	Cement
50101035	Building Materials: Other	50202010	Electrical Components
50203000	Diversified Industrials	50203015	Plastics
50203030	Containers & Packaging	50204000	Machinery: Industrial
50204020	Machinery: Construction & Handling	50205010	Industrial Suppliers
50205020	Back Office Support HR & Consulting	50205030	Forms & Bulk Printing Services
50206015	Commercial Vehicles & Parts	50206030	Marine Transportation
50206060	Transportation Services	55101000	Diversified Materials
55101020	Textile Products	55102000	General Mining
55102010	Iron & Steel	55102015	Metal Fabricating
55102035	Aluminum	60101020	Oil Refining and Marketing
65101010	Alternative Electricity	65101015	Conventional Electricity
65102030	Water		



Athens Stock Exchange

Λεωφ. Αθηνών 110 104 42 Αθήνα
110, Athinon Ave. GR 104 42 Athens
tel. (+30)210-33.66.800, fax (+30)210-33.66.101
www.athexgroup.gr