


23

Ημερήσιο Δελτίο
Συναλλακτικής Δραστηριότητας

Daily Official List
of Trading Activity

Monday, 8 May, 2023

Year: 144 Trading Day No: 84



ATHEXGROUP
Athens Exchange Group

Disclaimer:

Hellenic Exchanges-Athens Stock Exchange S.A. endeavours to ensure that the data and other material ("Information") presented on the Daily Official List are accurate and complete, but it is not liable for any errors or omissions of data or /and for the accuracy, credibility, updating and completeness of the aforesaid information nor it has any liability arising directly or indirectly from the use of the above Information.

The Company is not liable for the accuracy of the data included in listed companies' announcements. Only the sender of such an announcement is fully and solely liable for any infringement of third party's rights from the content of such announcement. All contents of the Daily Official List are provided only for information purposes and do not constitute investment advice or solicitation to invest in securities or other products listed for trading on the Exchange.

You acknowledge and agree that the Company is the owner of any property rights related to any Information appearing on the Daily Official List including intellectual property rights copyright, trademarks, etc.

The above data are a property of the Hellenic Exchanges-Athens Exchange and are copyright protected. Users are forbidden to reproduce, modify, copy, sale, transmit or redistribute, by all reproduction means and methods, part or the whole of the above data, without reference to their source.

The commercial exploitation of these data is, also, forbidden by third parties. Hellenic Exchanges-Athens Exchange does not carry any responsibility, direct or indirect, derived from usage or accidental alteration of the above data when used by third parties.

Hellenic Exchanges – Athens Stock Exchange S.A.

110 Athinon Ave., 10442 Athens, Tel: (210) 33.66.800, Fax: (210) 32.13.938

www.athexgroup.gr

Thessalonica Stock Exchange Center (T.S.E.C)

16-18 Katouni Str., Thessalonica 546 25 Tel: (2310) 567.667, Fax: (2310) 530.545

Athex Members Guarantee Fund

14-16 Fidiou Str., Athens 106 78, Tel: (210) 33.04.682, Fax: (210) 33.04.155

Hellenic Republic Capital Market Commission

1 Kolokotroni Str. & 1 Stadiou Str., Athens 10562 Tel: (210) 33.77.100 Fax: (210) 33.77.173

Table of Contents

Section 1: Statistical Figures of Securities, Derivatives and Lending

Summary of Markets

Athex Indices

Analytic Figures for Athex Market's Boards and Categories

Trading Details by Athex Sectors and Financial Instruments (ETFs)

Top 10 best & worst performing Shares

Derivatives Summary

Section 2: Analytic Figures of Shares Transactions

Analytic Figures of Shares Transactions

Shares' Notes

Section 3: Figures of Securities Transactions

Securities Blocks Details

Shares Rights Details

Stock Borrowing

Forced Sales Details

Forced Sales Registered Shares

Exchange Traded Funds (ETFs) Characteristics

Section 5: Bonds traded in Fixed Income Assets Market

Convertible Corporate Bonds - Regulated Market

Non Convertible Corporate Bonds - Regulated Market

Government Bonds

Treasury Bills & Zero Coupon Government Bonds

Government Bonds Traded with the Open Outcry Method

State Banks Bonds

Section 6: Additional Infos

Athex & ATHEXClear Members List

List of Stocks under Market Making operations

Section 7: Derivatives Market Analytic Figures

Index Futures

Stock Futures

Index Options

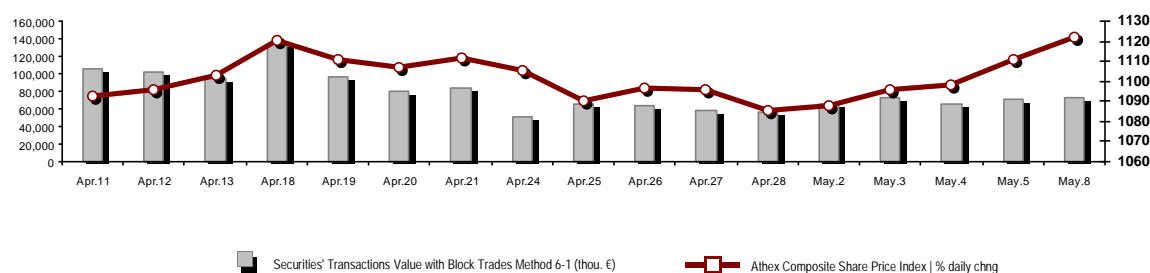
Stock Options

Stock Lending Analytic Figures

Appendix A: Sectors codification for listed companies

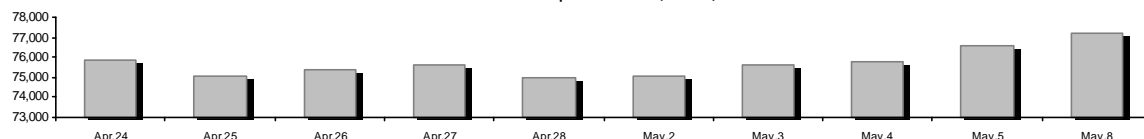
Summary of Markets

Athex Composite Share Price Index vs Shares and Derivatives Transactions Value

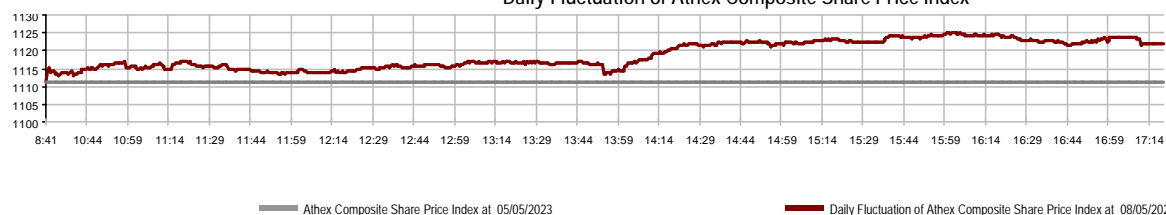


Athex Capitalisation (mill. €) **:	77,216.19		Derivatives Total Open Interest	404,917	
Daily change: mill. € %	654.66	0.86%	in Index Futures % daily chng	6,858	3.97%
Yearly Avg Capitalisation: mill. € % chng prev year Avg	72,683.04	15.26%	in Stock Futures % daily chng	396,240	0.95%
Athex Composite Share Price Index % daily chng	1,121.90	0.96%	in Index Options % daily chng	1,261	8.99%
Athex Composite Share Price Index Capitalisation (mill. €)	69,895.29		in Stock Options % daily chng	558	7.72%
Daily change (mill. €)	662.48				
Securities' Transactions Value with Block Trades Method 6-1 (t	73,545.34		Derivatives Contracts Volume:	33,234	
Daily change: %	2,850.83	4.03%	Daily change: pieces %	8,567	34.73%
YtD Avg Trans. Value: thou. € % chng prev year Avg	102,198.98	41.45%	YtD Avg Derivatives Contracts % chng prev year Avg	46,499	35.36%
Blocks Transactions Value of Method 6-1 (thou. €)	9,281.86		Derivatives Trades Number:	1,732	
Blocks Transactions Value of Method 6-2 & 6-3 (thou. €)	13.55		Daily change: number %	37	2.18%
Bonds Transactions Value (thou.€)	590.18		YtD Avg Trades number % chng prev year Avg	2,410	17.30%
Securities' Transactions Volume with Block Trades Method 6-1 (tho	25,055.44		Lending Total Open Interest	394,775	
Daily change: thou. pieces %	1,132.92	4.74%	Daily change: pieces %	-46,967	-10.63%
YtD Avg Volume: % chng prev year Avg	41,457.38	46.23%	Lending Volume (Multilateral/Bilateral)	17,386	
Blocks Transactions Volume of Method 6-1 (thou. Pieces)	2,216.52		Daily change: pieces %	5,722	
Blocks Transactions Volume of Method 6-2 & 6-3 (thou. Pieces)	3.28		Multilateral Lending	17,386	
Bonds Transactions Volume	637,005		Bilateral Lending	0	
Securities' Trades Number with Block Trades Method 6-1	28,939		Lending Trades Number:	12	
Daily change: number %	2,728	10.41%	Daily change: %	7	
YtD Avg Trades number % chng prev year Avg	35,916	22.09%	Multilateral Lending Trades Number	12	
Number of Blocks Method 6-1	13		Bilateral Lending Trades Number	0	
Number of Blocks Method 6-2 & 6-3	3				
Number of Bonds Transactions	169				

Athex Capitalisation (mill. €) **



Daily Fluctuation of Athex Composite Share Price Index



Athex Indices

Index name	08/05/2023	05/05/2023	pts.	%	Min	Max	Year min	Year max	Year change
Athex Composite Share Price Index	1,121.90 #	1,111.24	10.66	0.96%	1,111.24	1,125.23	929.79	1,140.96	20.66% #
Athex ESG Index	1,277.54 #	1,261.92	15.62	1.24%	1,261.92	1,281.63	1,057.52	1,311.72	20.79% #
FTSE/Athex Large Cap	2,728.69 #	2,693.34	35.35	1.31%	2,693.34	2,737.50	2,250.77	2,795.71	21.19% #
FTSE/Athex Mid Cap Index	1,652.65 #	1,624.19	28.46	1.75%	1,624.19	1,652.65	1,411.43	1,660.73	17.09% #
FTSE/ATHEX High Dividend Yield Index	3,422.66 #	3,402.80	19.86	0.58%	3,399.27	3,430.41	3,028.28	3,547.10	13.02% #
FTSE/ATHEX Global Traders Index Plus	3,158.26 #	3,147.88	10.38	0.33%	3,147.12	3,169.10	2,616.09	3,217.08	20.72% #
FTSE/ATHEX Mid & Small Cap Factor-Weighted Ind	4,882.13 #	4,869.46	12.67	0.26%	4,857.30	4,893.97	4,353.12	4,965.04	11.07% #
ATHEX Select Index Plus	3,654.11 #	3,618.46	35.65	0.99%	3,609.55	3,654.11	3,071.06	3,706.63	18.99% #
ATHEX Select Index	5,502.66 €	5,567.63	-64.97	-1.17%	5,387.48	5,608.06	4,343.88	6,091.85	26.68% #
FTSE/Athex Market Index	653.62 #	646.54	7.08	1.10%	646.54	656.16	539.21	662.70	21.19% #
Athex Composite Index Total Return Index	1,990.46 #	1,971.57	18.89	0.96%	1,971.57	1,996.38	1,641.17	2,015.89	21.28% #
FTSE/Athex Large Cap Total Return	4,387.66 #	4,330.13	57.53	1.33%			3,623.42	4,431.63	21.85% #
FTSE/Athex Mid Cap Total Return	2,178.96 #	2,141.44	37.52	1.75%			1,881.61	2,180.39	17.30% #
Hellenic Mid & Small Cap Index	1,584.43 #	1,574.40	10.03	0.64%	1,573.90	1,584.43	1,365.14	1,599.85	16.06% #
FTSE/Athex Banks	863.55 #	833.77	29.78	3.57%	833.77	866.12	640.09	954.15	34.81% #
FTSE/Athex Insurance	2,736.33 #	2,705.76	30.57	1.13%	2,682.83	2,751.62	2,652.26	3,042.07	-6.77% €
FTSE/Athex Financial Services	1,080.44 €	1,131.72	-51.28	-4.53%	1,060.98	1,132.23	672.72	1,375.02	57.63% #
FTSE/Athex Industrial Goods & Services	5,895.41 €	5,932.09	-36.68	-0.62%	5,890.28	5,993.06	4,603.86	6,374.93	27.10% #
FTSE/Athex Retail	1,139.79 #	1,134.03	5.76	0.51%	1,128.61	1,145.56	901.21	1,154.60	26.47% #
FTSE/ATHEX Real Estate	3,920.27 #	3,848.52	71.75	1.86%	3,848.52	3,930.44	3,783.96	4,461.05	-3.75% €
FTSE/Athex Consumer Goods & Services	12,379.96 €	12,455.42	-75.46	-0.61%	12,272.59	12,479.31	8,974.47	12,479.31	35.19% #
FTSE/Athex Food & Beverage	10,587.38 €	10,732.74	-145.36	-1.35%	10,587.38	10,804.04	8,101.49	10,804.04	25.05% #
FTSE/Athex Basic Resources	7,580.12 #	7,524.91	55.21	0.73%	7,524.91	7,591.05	6,463.31	7,812.43	16.81% #
FTSE/Athex Construction & Materials	3,830.83 #	3,771.74	59.09	1.57%	3,758.61	3,836.49	3,204.90	3,846.65	19.53% #
FTSE/Athex Energy	4,839.02 €	4,845.07	-6.05	-0.12%	4,833.52	4,871.03	4,780.16	5,856.79	-3.79% €
FTSE/Athex Travel & Leisure	2,755.55 #	2,716.19	39.36	1.45%	2,716.19	2,755.55	2,196.17	2,755.55	24.28% #
FTSE/Athex Technology	2,372.36 #	2,326.31	46.05	1.98%	2,320.36	2,372.36	2,047.81	2,372.79	15.49% #
FTSE/Athex Telecommunications	3,757.95 #	3,716.01	41.94	1.13%	3,716.01	3,769.06	3,511.53	4,391.80	-7.71% €
FTSE/Athex Utilities	5,120.29 #	5,054.94	65.35	1.29%	5,054.94	5,146.91	4,598.77	5,289.37	11.34% #
FTSE/Athex Health Care	408.70 €	421.16	-12.46	-2.96%	407.57	421.16	390.59	469.84	-2.43% €
FTSE/Athex Personal Products	7,264.81 #	7,226.77	38.04	0.53%	7,054.71	7,264.81	6,441.87	7,905.24	9.97% #
Athex All Share Index	269.69 #	267.45	2.24	0.84%	269.69	269.69	231.11	271.62	17.13% #
Hellenic Corporate Bond Index	121.46 €	121.52	-0.06	-0.05%			118.78	121.52	2.08% #
Hellenic Corporate Bond Price Index	86.97 €	87.02	-0.05	-0.06%			85.96	87.55	0.86% #

Note 1: FTSE/Med 100, Hellenic Corporate Bond Price Index and Hellenic Corporate Bond Index closing prices refer to the previous trading day of 04/05/2023.

Note 2: The Hellenic Mid & Small Cap Index is a Customized index calculated by the Athens Exchange.

Analytic Figures for Athex Market's Boards and Categories

	Total Traded Securities	Main Market	Surveillance	Exchange Traded Funds (ETFs)
Totals	114	106	8	0
Gain / Lose / Same:	63 / 32 / 19	60 / 29 / 17	3 / 3 / 2	0 / 0 / 0
Athex Capitalisation (mill. €) **	77,216.19	76,863.46	352.73	
Daily Average Trans/ons Value(thou.€)	102,198.98	101,938.94	271.97	35.80
Transactions Value	73,558.89	73,268.32	290.57	0.00
Main Board:	64,263.48	63,972.91	290.57	0.00
Blocks Board 6_2_3:	9,295.41	9,295.41	0.00	0.00
Forced Sales Board:	0.00	0.00	0.00	0.00
Special Terms Board:	0.00	0.00	0.00	0.00
Daily Average Transactions Volume	41,457,375	40,206,005	1,258,307	1,407
Transactions Volume	25,058,712	23,479,563	1,579,149	0
Main Board:	22,838,917	21,259,768	1,579,149	0
Blocks Board 6_2_3:	2,219,795	2,219,795	0	0
Forced Sales Board:	0	0	0	0
Special Terms Board:	0	0	0	0
Daily Average Number of Trades	35,916	35,653	260	3
Number of Trades	28,942	28,686	256	0
Main Board:	28,926	28,670	256	0
Blocks Board 6_2_3:	16	16	0	0
Forced Sales Board:	0	0	0	0
Special Terms Board:	0	0	0	0

Trading Details by Athex Sectors and Financial Instruments (ETFs)

Code	Sectors	Gain / Lose / Same	Number of Trades	Transactions Volume	Transactions Value	% of Total Trans. Value
3010	- Banks	4 / 2 / 0	9,564	16,041,924	33,645,855.31	45.74%
5510	- Basic Resources	10 / 1 / 1	862	226,985	685,959.16	0.93%
5010	- Construction & Materials	8 / 1 / 3	1,783	766,027	2,129,010.85	2.89%
4020	- Consumer Products & Services	3 / 5 / 1	1,524	422,682	4,634,291.72	6.30%
6010	- Energy	2 / 1 / 1	3,045	482,057	7,650,037.13	10.40%
12000	- Financial Instruments	0 / 0 / 0	---	---	---	---
3020	- Financial Services	2 / 1 / 2	672	881,621	289,846.98	0.39%
4510	- Food Beverage & Tobacco	1 / 3 / 0	251	32,075	662,910.64	0.90%
2010	- Health Care	0 / 3 / 0	431	2,224,442	905,181.32	1.23%
5020	- Industrial Goods & Services	5 / 6 / 4	2,606	1,294,584	6,534,571.86	8.88%
3030	- Insurance	1 / 0 / 0	7	767	2,743.07	0.00%
4030	- Media	1 / 0 / 0	9	5,747	3,012.21	0.00%
4520	- Personal Care, Drug & Grocery Stores	3 / 0 / 0	146	81,063	522,994.22	0.71%
3510	- Real Estate	4 / 3 / 3	644	180,750	691,715.81	0.94%
4040	- Retail	2 / 1 / 2	182	47,374	166,258.30	0.23%
1010	- Technology	8 / 2 / 0	1,082	428,963	1,319,689.35	1.79%
1510	- Telecommunications	2 / 0 / 0	1,448	290,150	3,876,672.80	5.27%
4050	- Travel & Leisure	5 / 2 / 0	2,388	939,061	5,320,908.84	7.23%
6510	- Utilities	2 / 1 / 2	2,298	712,440	4,517,233.66	6.14%

Top 10 best & worst performing Shares

Main Market					
With positive Price change	Closing price	change	With negative Price change	Closing price	change
QUALITY & RELIABILITY SA (CR)	0.586	7.33% #	MIG (CR)	0.15	-16.67% €
AUSTRIACARD (CB)	11.5	6.48% #	ALPHA REAL ESTATE SA(CR)	7.54	-2.83% €
UNIBIOS (CR)	0.668	5.70% #	ATHENS MEDICAL CENTER SA (CR)	1.405	-1.75% €
IDEAL HOLDINGS (CR)	4.8	5.26% #	HELLENIQ ENERGY (CR)	7.11	-1.52% €
NATIONAL BANK (CR)	5.206	4.87% #	CC HBC AG (CR)	28.3	-1.36% €
PROFILE SA (CR)	3.46	4.22% #	QUEST HOLDINGS (CR)	4.95	-1.00% €
AVAX S.A. (CR)	0.953	4.04% #	ATTICA BANK S.A. (CR)	13.08	-0.91% €
EUROBANK HOLDINGS (CR)	1.3935	3.99% #	KRI-KRI S.A. (CR)	6.86	-0.87% €
ADMIE (IPTO) HOLDING S.A. (CR)	1.848	3.47% #	MYTILINEOS (CR)	25.76	-0.85% €
ALPHA SERVICES HOLD (CR)	1.2	3.05% #	PETROPOULOS PETROS (CR)	7.4	-0.80% €
With the highest Transactions Value	Value (thou. €)	change	With the highest Transactions Volume	Volume	change
NATIONAL BANK (CR)	12,277.67	4.87% #	ALPHA SERVICES HOLD (CR)	6,975,510	3.05% #
PIRAEUS FINANCIAL HOLD (CR)	9,181.33	1.28% #	PIRAEUS FINANCIAL HOLD (CR)	3,892,557	1.28% #
ALPHA SERVICES HOLD (CR)	8,322.06	3.05% #	EUROBANK HOLDINGS (CR)	2,745,335	3.99% #
MOTOR OIL (CR)	6,395.73	0.38% #	NATIONAL BANK (CR)	2,422,118	4.87% #
MYTILINEOS (CR)	5,707.37	-0.85% €	LAVIPHARM SA (CR)	2,216,086	-0.24% €
OPAP (CR)	4,183.98	1.38% #	MIG (CR)	848,112	-16.67% €
OTE (CR)	3,863.08	1.13% #	PPC (CR)	365,538	2.27% #
JUMBO SA (CR)	3,805.00	-0.72% €	MOTOR OIL (CR)	301,727	0.38% #
EUROBANK HOLDINGS (CR)	3,769.02	3.99% #	OTE (CR)	288,024	1.13% #
PPC (CR)	2,963.54	2.27% #	AVAX S.A. (CR)	287,500	4.04% #

Note: Stocks that are not included in the "Under Supervision" category, and the transactions value is more than 10,000 €.

Derivatives Summary

	Number of Trades	Volume	Open Interest
Index Futures	195	863	6,858
FTSE/Athex Banks	22	165	1,014
FTSE/Athex Large Cap	173	698	5,844
Stock Futures	1,518	32,315	396,240
ADMIE (IPTO) HOLDING S.A. (CR)	32	201	12,621
AEGEAN AIRLINES (CR)	5	118	1,836
ALPHA SERVICES HOLD (CR)	375	16,963	149,899
AUTOHELLAS SA (CR)	1	1	82
AVAX S.A. (CR)	1	3	357
CC HBC AG (CR)	6	11	257
CENERGY HOLDINGS (CB)	10	77	6,012
ELLAKTOR (CR)	1	10	827
ELVALHALCOR (CR)	9	22	1,307
EUROBANK HOLDINGS (CR)	114	3,224	30,879
EYDAP S.A. (CR)	1	5	508
FOURLIS (CR)	9	55	1,660
GEK TERNA (CR)	4	48	8,202
HELLENIC EXCHANGES-A.S.E. (CR)	14	51	1,689
HELLENIQ ENERGY (CR)	16	47	1,572
INTRACOM HOLDINGS (CR)	15	32	4,532
INTRAKAT (CR)	25	277	8,050
JUMBO SA (CR)	9	39	390
LAMDA DEVELOPMENT SA (CR)	21	59	5,821
MIG (CR)	3	27	1,548
MOTOR OIL (CR)	22	88	1,673
MYTILINEOS (CR)	73	196	3,304
NATIONAL BANK (CR)	237	3,928	21,045
OPAP (CR)	23	124	1,625
OTE (CR)	28	140	10,608
P.P.A. S.A. (CR)	1	2	363
PIRAEUS FINANCIAL HOLD (CR)	288	5,655	79,759
PPC (CR)	156	825	22,675
QUEST HOLDINGS (CR)	0	0	97
TERNA ENERGY (CR)	1	3	10,310
TITAN CEMENT (CB)	1	5	877
VIOHALCO SA/NV (CB)	17	79	5,855
Index Options	17	46	1,261
FTSE/Athex Large Cap	17	46	1,261
Stock Options	2	10	558
ALPHA SERVICES HOLD (CR)	0	0	49
NATIONAL BANK (CR)	0	0	280
OPAP (CR)	0	0	63
OTE (CR)	0	0	4
PIRAEUS FINANCIAL HOLD (CR)	0	0	28
PPC (CR)	2	10	134
Total Derivatives Traded	1,732	33,234	404,917

Number of Outstanding Securities	Nominal Value	Dividends [1]			Date of Last Coupon Dividend [2]		Date of Last Coupon Right	Note	Shares	Closing price	% change	Previous closing price/date	Open price	Price min	Price max	Last price	Avg price	Last Bid [7]	Last Ask [7]	P/E after tax	Year	Volume	Trades	Transactions Value[8]	Company Mkt Value (thou. €)	Year low	Year high	Sector[4]
2,348,908,567	0.290	---	---	---	07/04/2008	18/04/2017	---	---	ALPHA SERVICES HOLD (CR)	1.2	3.05	P 1.1645 05/05/2023	1.1835	1.1745	1.212	1.2	1.193	128@1.20	7685@1.20	---	---	6,975,510	3,242	8,322,061.20	2,818,690.28	1.0015	1.513	30101010
45,033,921	0.050	---	---	---	04/06/2008	27/03/2023	---	---	ATTICA BANK S.A. (CR)	13.08	-0.91	E 13.2 05/05/2023	12.5	12.5	13.08	13.08	12.83	7@12.78	135@13.08	---	---	2,010	53	25,787.78	589,043.69	10.62	48.75	30101010
18,176,934	1.00	---	---	---		27/01/2023	---	---	AUSTRIACARD (CB)	11.5	6.48	P 10.8 05/05/2023	10.7	10.7	11.5	11.5	11.14	2000@11.40	518@11.50	---	---	6,910	51	76,976.90	209,034.74	10.4	13.42	10101010
48,624,764	0.080	0.23	0.46	0.65	24/04/2023	05/12/2022	---	---	AUTOHELLAS SA (CR)	12.9	0.31	P 12.86 05/05/2023	12.68	12.68	12.98	12.9	12.836	3551@12.86	990@12.90	---	---	63,295	249	812,474.52	627,259.46	10.06	13.3	40201040
190,162,681		---	---	---		07/12/2016	---	---	CENERGY HOLDINGS (CB)	4.645	-0.11	E 4.65 05/05/2023	4.665	4.59	4.685	4.645	4.632	3119@4.62	358@4.65	---	---	108,964	345	504,768.09	883,305.65	3.015	4.77	50202010
372,553,049	6.70	0.64	0.71	---	07/07/2022	29/04/2013	---	---	CC HBC AG (CR)	28.3	-1.36	E 28.69 05/05/2023	28.69	28.3	28.88	28.3	28.733	457@28.30	7@28.67	---	---	20,767	195	596,695.00	10,543,251.29	21.54	28.88	45101020
3,710,677,508	0.220	---	---	---	02/05/2008	20/05/2019	---	---	EUROBANK HOLDINGS (CR)	1.3935	3.99	P 1.34 05/05/2023	1.358	1.3345	1.4	1.3935	1.373	500@1.39	2481@1.39	---	---	2,745,335	1,518	3,769,015.23	5,170,829.11	1.0495	1.4935	30101010
52,131,944	1.00	---	0.1102	---	30/06/2022	23/07/2019	---	---	FOURLIS (CR)	4	0.76	P 3.97 05/05/2023	3.985	3.975	4.03	4	3.998	2150@3.99	1392@4.00	---	---	25,459	96	101,793.65	208,527.78	3.26	4.03	40401010
305,635,185	2.18	0.1	0.1	0.3	11/01/2023	01/10/2003	---	---	HELLENIQ ENERGY (CR)	7.11	-1.52	E 7.22 05/05/2023	7.21	7.08	7.29	7.11	7.152	3670@7.11	161@7.12	---	---	173,490	691	1,240,775.63	2,173,066.17	6.93	8.68	60101020
83,600,000	0.880	---	---	---	03/07/2007	23/09/2022	---	---	INTRACOM HOLDINGS (CR)	1.83	1.67	P 1.8 05/05/2023	1.79	1.79	1.838	1.83	1.821	954@1.82	1006@1.83	---	---	135,812	180	247,360.48	152,988.00	1.678	2.12	10101010
160,523,985	0.300	---	---	---	12/08/2008	30/12/2022	---	---	INTRAKAT (CR)	1.64	0.86	P 1.626 05/05/2023	1.626	1.61	1.64	1.64	1.626	2330@1.63	1879@1.64	---	---	157,321	260	255,763.32	263,259.34	1.366	1.788	50101010
136,059,759	0.880	0.77	0.77	---	21/03/2023	05/03/2014	---	---	JUMBO SA (CR)	21.9	-0.72	E 22.06 05/05/2023	22.06	21.68	22.1	21.9	21.916	628@21.86	386@21.96	---	---	173,616	1,192	3,805,001.04	2,979,708.72	15.61	22.1	40203045
176,736,715	0.300	---	---	---	30/05/2007	27/11/2019	---	---	LAMDA DEVELOPMENT SA (CR)	5.8	2.20	P 5.675 05/05/2023	5.76	5.67	5.825	5.8	5.763	1200@5.78	10136@5.80	---	---	79,633	347	458,918.07	1,025,072.95	5.55	6.6	35101010
939,510,748	0.100	---	---	---	26/04/2007	29/08/2014	---	---	MIG (CR)	0.15	-16.67	E 0.18 05/05/2023	0.146	0.146	0.176	0.15	0.158	300@0.149	6089@0.154	---	---	848,112	464	133,621.44	140,926.61	0.0329	0.28	30202000
107,222,688	0.440	---	(0.5667)	---	17/06/2022	16/03/2022	---	---	QUEST HOLDINGS (CR)	4.95	-1.00	E 5 05/05/2023	4.87	4.87	4.995	4.95	4.966	242@4.95	180@5.00	---	---	18,492	67	91,829.00	530,752.31	4.655	5.46	10101010
78,325,475		---	---	---		23/07/2019	---	---	TITAN CEMENT (CB)	15.24	1.06	P 15.08 05/05/2023	15.06	15.02	15.3	15.24	15.22	4@15.22	4@15.26	---	---	31,320	298	476,680.30	1,193,680.24	12.04	16	50101030
259,189,761		0.02	0.1	---	03/06/2022	26/02/2016	---	---	VIOHALCO SANNV (CB)	4.96	0.51	P 4.935 05/05/2023	4.935	4.905	4.985	4.96	4.953	7@4.95	513@4.96	---	---	93,095	380	461,134.74	1,285,581.21	3.995	5.02	55102015
144,321,516	0.300	---	---	---	01/07/2011	22/01/2020	---	---	AVAX S.A. (CR)	0.953	4.04	P 0.916 05/05/2023	0.916	0.916	0.959	0.953	0.941	320@0.950	1000@0.955	---	---	287,500	420	270,640.54	137,538.40	0.748	1	50101010
232,000,000	2.12	0.1069	0.0854	0.0682	29/08/2022	19/06/2017	---	---	ADMIE (PTO) HOLDING S.A. (CR)	1.848	3.47	P 1.786 05/05/2023	1.8	1.8	1.856	1.848	1.838	2500@1.84	11250@1.85	14.74	2022	267,730	471	492,188.80	428,736.00	1.64	2.035	65101015
90,167,100	0.500	---	---	---	03/06/2019	24/05/2021	---	---	AEGEAN AIRLINES (CR)	7.94	2.19	P 7.77 05/05/2023	7.77	7.65	7.96	7.94	7.872	30@7.83	335@7.94	---	---	101,724	730	800,801.60	715,926.77	5.27	8.15	40501010
103,423,291	0.570	---	---	---	01/08/2011	06/09/2022	---	---	GEK TERNA (CR)	12.62	2.10	P 12.36 05/05/2023	12.36	12.32	12.66	12.62	12.559	184@12.58	1140@12.62	---	---	73,346	413	921,160.46	1,305,201.93	10.42	12.74	50101010
382,000,000	2.48	---	---	---	20/07/2015	12/12/2001	---	---	PPC (CR)	8.1	2.27	P 7.92 05/05/2023	7.92	7.92	8.16	8.1	8.107	2070@8.08	35@8.14	---	---	365,538	1,137	2,963,540.72	3,094,200.00	6.6	8.48	65101015
914,715,153	1.00	---	---	---	16/05/2008	29/08/2018	---	---	NATIONAL BANK (CR)	5.206	4.87	P 4.964 05/05/2023	4.996	4.97	5.218	5.206	5.069	2437@5.19	1000@5.21	---	---	2,422,118	2,326	12,277,672.66	4,762,007.09	3.746	5.528	30101010
375,241,586	0.390	0.01	0.03	---	30/05/2022	14/07/2006	---	---	ELVALHALCOR (CR)	1.72	0.70	P 1.708 05/05/2023	1.712	1.71	1.736	1.72	1.724	1131@1.72	500@1.73	---	---	102,900	290	177,365.26	645,415.53	1.52	1.894	55102015
348,192,005	0.040	---	---	---	05/07/2011	16/07/2021	---	---	ELLAKTOR (CR)	2.025	0.50	P 2.015 05/05/2023	1.986	1.986	2.025	2.025	2.009	222@2.00	1562@2.03	---	---	65,962	178	132,501.34	705,088.81	1.706	2.455	50101010
60,348,000	0.420	0.07	0.1515	---	08/06/2022	04/08/2021	---	---	HELLENIC EXCHANGES-A.S.E. (CR)	4.14	1.47	P 4.08 05/05/2023	4.15	4.11	4.165	4.14	4.142	110@4.14	1750@4.15	---	---	26,254	104	108,741.90	249,840.72	3.09	4.525	30202015
106,500,000	0.600	---	0.28	---	05/09/2022	13/09/2021	---	---	EYDAP S.A. (CR)	6.3	---	↘ 6.3 05/05/2023	6.34	6.29	6.46	6.3	6.364	131@6.30	2500@6.32	---	---	29,419	244	187,232.81	670,950.00	6.11	7.34	65102030
110,782,980	0.750	---	0.9054	0.4058	21/11/2022	04/11/2013	---	---	MOTOR OIL (CR)	21.18	0.38	P 21.1 05/05/2023	21.1	21.08	21.3	21.18	21.197	1399@21.16	224@21.28	---	---	301,727	2,329	6,395,731.00	2,346,383.52	20.84	25.82	60101020
142,891,161	0.970	0.378	0.4341	---	24/06/2022	07/07/2017	---	---	MYTILINEOS (CR)	25.76	-0.85	E 25.98 05/05/2023	25.98	25.72	26.28	25.76	25.888	1111@25.74	3042@25.76	---	---	220,467	1,625	5,707,368.44	3,680,876.31	19.94	28.4	50203000
25,000,000	2.00	0.4	0.628	---	25/07/2022	08/08/2003	---	---	P.P.A. S.A. (CR)	19.58	1.77	P 19.24 05/05/2023	19.24	19.2	19.64	19.6	19.425	103@19.28	219@19.60	9.26	2022	4,431	117	86,072.90	489,500.00	15.86	19.84	50206060
363,341,859	0.300	0.55	0.6	0.3	19/10/2022	29/07/2022	---	---	OPAP (CR)	16.18	1.38	P 15.96 05/05/2023	16	15.96	16.18	16.18	16.067	264@16.03	947@16.18	---	---	260,405	1,496	4,183,983.39	5,878,871.28	13.02	16.18	40501020
433,664,596	2.83	0.6879	0.8231	---	01/07/2022	18/06/1998	---	---	OTE (CR)	13.45	1.13	P 13.3 05/05/2023	13.3	13.3	13.49	13.45	13.412	1824@13.44	236@13.47	---	---	288,024	1,421	3,863,084.00	5,832,788.82	12.57	15.73	15102015
1,250,367,223	0.930	---	---	---	16/05/2008	14/04/2021	---	---	PIRAEUS FINANCIAL HOLD (CR)	2.37	1.28	P 2.34 05/05/2023	2.35	2.292	2.398	2.37	2.359	1732@2.37	2950@2.38	---	---	3,892,557	2,376	9,181,329.59	2,963,370.32	1.43	2.449	30101010
43,741,452	0.660	0.16	0.2723	0.0698	30/01/2023	01/11/1999	---	---	THRACE PLASTICS SA (CR)	4.145	1.97	P 4.065 05/05/2023	4.095	4.095	4.15	4.145	4.135	199@4.12	106@4.15	---	---	8,257	120	34,142.16	181,308.32	3.76	4.68	50203015
69,877,484	0.780	0.2239	0.1493	---	03/06/2022	13/06/2018	---	---	GR. SARANTIS S.A. (CR)	7.27	0.41	P 7.24 05/05/2023	7.18	7.05	7.27	7.27	7.171	1500@7.17	300@7.28	---	---	71,368	107	511,757.91	508,009.31	6.39	8	45201020
115,855,090	0.300	0.3407	0.3411	---	04/07/2022	05/03/2020	---	---	TERNA ENERGY (CR)	20.04	-0.60	E 20.16 05/05/2023	20.24	19.98	20.24	20.04	20.077	155@20.02	2447@20.04	---	---	42,338	406	850,005.83	2,321,736.00	17.89	21.04	65101010

Number of Outstanding Securities	Nominal Value	Dividends [1]			Date of Last Coupon		Note	Shares	Closing price	% change	Previous closing		Open price	Price min	Price max	Last price	Avg price	Last Bid [7]	Last Ask [7]	P/E after tax	Year	Volume	Trades	Transactions Value[8]	Company Mkt Value (thou. €)	Year low	Year high	Sector[4]	
		2020	2021	2022	Dividend [2]	Right					price/date																		
Main Market - Medium Liquidity Class																													
13,126,020	0.660	0.0837	0.1163	---	22/06/2022	04/09/2020	---	AS COMPANY SA (CR)	2.2	---	↘	2.2	05/05/2023	2.2	2.2	2.2	2.2	2.2	1950@2.20	1660@2.25	---	---	100	1	220.00	28,877.24	2.02	2.38	40401030
3,114,144	0.360	0.1558	0.3427	---	14/06/2022	02/06/2020	---	ALPHA TRUST (CR)	5.7	0.88	P	5.65	05/05/2023	5.65	5.65	5.7	5.7	5.664	50@5.50	100@5.70	---	---	1,125	38	6,372.50	17,750.62	4.32	5.7	30202010
14,000,000	4.15	---	3.42	---	14/09/2022	29/06/1999	---	ALPHA REAL ESTATE SA(CR)	7.54	-2.83	⬇	7.76	05/05/2023	7.6	7.5	7.66	7.5	7.572	307@7.50	50@7.72	---	---	1,380	22	10,449.40	105,560.00	6.68	9.22	35101015
215,805,843	0.300	0.05	---	---	30/12/2021	15/11/2022	---	ATTICA HOLDINGS (CR)	2.49	-0.40	⬇	2.5	05/05/2023	2.49	2.49	2.5	2.49	2.493	5031@2.49	4861@2.50	---	---	35,847	25	89,365.53	537,356.55	1.865	2.52	40501015
151,654,947	0.040	---	---	---	01/07/2008	21/02/2020	---	AVE (CR)	0.538	0.75	P	0.534	05/05/2023	0.524	0.522	0.538	0.538	0.524	3000@0.524	995@0.538	---	---	5,747	9	3,012.21	81,590.36	0.506	0.586	40301010
35,764,593	2.10	0.06	0.075	0.1046	02/05/2023	25/11/2019	---	BRIQ PROPERTIES (CR)	1.95	-0.26	⬇	1.955	05/05/2023	1.925	1.925	1.95	1.95	1.94	500@1.94	1450@1.96	---	---	18,516	42	35,917.32	69,740.96	1.9	2.11	35102030
101,123,806	0.360	---	---	---	22/07/2010	28/06/2011	---	CENTRIC HOLDINGS (CR)	0.282	0.71	P	0.28	05/05/2023	0.283	0.275	0.283	0.282	0.276	2800@0.276	77@0.282	---	---	13,853	23	3,828.75	28,516.91	0.263	0.333	40203040
784,500	10.00	---	0.3	---	24/05/2022	31/07/2018	---	CNL CAPITAL (CR)	7	---	↘	7	05/05/2023	7	7	7	7	7	100@6.90	540@7.00	-(6)-	2022	90	1	630.00	5,491.50	6.8	8	30202010
10,246,800	0.300	---	---	---	06/10/2005	13/02/2002	---	CPI SA (CR)	0.578	-0.69	⬇	0.582	05/05/2023	0.582	0.574	0.582	0.574	0.578	1000@0.572	1198@0.582	---	---	5,000	6	2,890.00	5,922.65	0.548	0.722	10102030
18,680,300	0.050	---	---	---	06/07/2022	---	---	DIMAND (CR)	11.8	0.86	P	11.7	05/05/2023	11.95	11.65	11.95	11.75	11.782	275@11.65	410@11.80	---	---	6,745	61	79,467.45	220,427.54	11.5	14.9	35101010
54,200,000	0.075	---	0.035	---	19/07/2022	23/11/2021	---	EPSILON NET (CR)	8.15	2.26	P	7.97	05/05/2023	7.99	7.9	8.16	8.15	8.023	576@8.00	12529@8.15	---	---	39,967	180	320,655.77	441,730.00	6.2	8.16	10101015
40,134,921	0.400	---	---	---	30/08/1993	05/12/2022	---	IDEAL HOLDINGS (CR)	4.8	5.26	P	4.56	05/05/2023	4.56	4.535	4.95	4.8	4.778	100@4.77	500@4.81	---	---	70,653	228	337,580.87	192,647.62	3.38	4.95	10102030
167,868,482	0.300	---	---	---	20/08/2007	28/11/2022	---	LAVIPHARM SA (CR)	0.414	-0.24	⬇	0.415	05/05/2023	0.418	0.4	0.424	0.414	0.402	5000@0.411	1500@0.415	---	---	2,216,086	385	891,392.88	69,497.55	0.366	0.48	20103015
4,740,000	0.860	---	---	---	14/03/2003	---	---	LOGISMOS S.A. (CR)	0.975	---	↘	0.975	05/05/2023	---	---	---	---	---	250@0.910	471@0.975	-(6)-	2022	---	---	---	4,621.50	0.91	1.1	10101015
17,120,280	0.940	0.06	0.06	---	27/06/2022	02/08/2019	---	LOULIS FOOD (CR)	2.46	-0.41	⬇	2.47	05/05/2023	2.48	2.4	2.48	2.46	2.428	148@2.42	85@2.46	---	---	2,583	28	6,272.06	42,115.89	2.38	2.82	45102020
4,419,616	1.58	---	---	0.1131	01/03/2023	04/03/2015	---	MEDICON S.A (CR)	3.61	-2.96	⬇	3.72	05/05/2023	3.63	3.6	3.63	3.6	3.612	37@3.60	72@3.70	---	---	896	6	3,236.09	15,954.81	3.45	4.15	20102010
468,700	2.24	3.42	---	---	03/05/2022	21/05/2004	---	MERMEREN KOMB. A.D. PR. (GDR)	39.8	0.50	P	39.6	05/05/2023	41.8	39.8	41.8	39.8	41.3	20@37.80	87@39.80	1.33	2022	28	3	1,156.40	18,654.26	31	59	55102000
10,500,000	0.950	---	---	---	24/06/2008	22/07/2022	---	MEVACO SA (CR)	3.44	2.38	P	3.36	05/05/2023	3.38	3.38	3.5	3.42	3.431	200@3.34	1394@3.42	11.40	2022	1,506	11	5,167.36	36,120.00	2.52	3.5	55102015
87,127,162	0.500	---	---	---	21/05/2008	28/07/2021	---	PREMA (CR)	1.12	1.82	P	1.1	05/05/2023	1.1	1.1	1.122	1.12	1.117	1000@1.12	500@1.12	---	---	56,300	128	62,863.32	97,582.42	1.07	1.36	35101010
24,377,795	0.230	---	---	---	27/06/2022	08/06/2022	---	PROFILE SA (CR)	3.46	4.22	P	3.32	05/05/2023	3.35	3.35	3.5	3.46	3.427	5@3.42	1166@3.46	---	---	38,078	152	130,489.87	84,347.17	2.575	3.56	10101010
27,345,120	0.280	---	---	---	18/07/2005	26/02/2014	---	QUALITY & RELIABILITY SA (CR)	0.586	7.33	P	0.546	05/05/2023	0.556	0.554	0.588	0.586	0.574	6000@0.570	62@0.586	---	---	100,026	106	57,376.57	16,024.24	0.465	0.6	10101010
6,456,530	1.08	0.0804	0.12	---	14/07/2022	02/08/2010	---	SPACE HELLAS SA (CR)	6.42	1.26	P	6.34	05/05/2023	6.4	6.34	6.5	6.42	6.392	77@6.34	76@6.44	---	---	2,126	27	13,588.80	41,450.92	5.28	6.9	15101010
17,190,046	0.290	---	---	---	16/11/1992	30/11/2022	---	UNIBIOS (CR)	0.668	5.70	P	0.632	05/05/2023	0.638	0.638	0.676	0.668	0.66	10@0.660	1244@0.668	---	---	46,021	94	30,394.43	11,482.95	0.558	0.719	50204000
32,413,681	0.370	---	---	---	15/07/2009	11/05/2000	---	ALUMIL (CR)	2.13	1.91	P	2.09	05/05/2023	2.09	2.09	2.13	2.13	2.101	50@2.12	437@2.13	---	---	3,847	31	8,081.32	69,041.14	1.986	2.54	55102035
3,534,269	3.44	(0.4452)	0.6908	---	16/12/2022	19/07/2022	---	ANDROMEDA SA (CR)	6.74	---	↘	6.74	05/05/2023	6.78	6.66	6.78	6.74	6.702	50@6.62	217@6.74	---	2022	6,040	65	40,481.14	23,820.97	5.9	7.1	30204000
18,810,000	0.400	---	---	---	08/07/2010	14/11/2007	---	VARVERIS - MODA BAGNO SA (CR)	0.65	---	↘	0.65	05/05/2023	0.65	0.65	0.66	0.65	0.652	1000@0.620	1800@0.650	---	---	1,765	5	1,150.12	12,226.50	0.6	0.8	40401025
23,986,500	1.05	---	---	---	26/06/2009	15/03/2000	---	BIOKARPET S.A.(CR)	2.06	---	↘	2.06	05/05/2023	---	---	---	---	---	42@2.00	300@2.05	---	---	---	---	---	49,412.19	1.5	2.17	50101035
6,325,000	0.600	---	0.19	---	04/07/2022	17/02/2014	---	VOYATZOGLOU (CR)	2.2	---	↘	2.2	05/05/2023	2.3	2.2	2.3	2.2	2.265	170@2.14	145@2.20	---	---	156	6	353.30	13,915.00	1.97	2.48	50205010
24,060,000	0.300	0.035	0.055	0.075	25/04/2023	01/07/2019	---	GEN. COMMERCIAL & IND.SA (CR)	1.25	---	↘	1.25	05/05/2023	1.25	1.25	1.28	1.25	1.267	1500@1.24	495@1.25	7.73	2022	156	6	197.64	30,075.00	1.175	1.42	50205010
15,878,748	0.480	---	---	---	10/07/2006	22/03/2004	---	DOMIKI KRITIS SA (CR)	0.78	1.56	P	0.768	05/05/2023	0.78	0.77	0.78	0.78	0.775	200@0.754	2049@0.780	---	---	4,700	21	3,640.15	12,385.42	0.71	0.85	50101010
34,720,000	0.310	---	---	---	16/06/2010	01/08/2007	---	DROMEAS SA (CR)	0.316	-0.63	⬇	0.318	05/05/2023	0.312	0.312	0.322	0.322	0.316	150@0.313	770@0.322	---	---	759	2	239.81	10,971.52	0.3	0.389	40202015
13,673,200	0.880	---	---	---	18/07/2008	26/07/2001	---	EVROFARMA SA (CR)	0.81	---	↘	0.81	05/05/2023	---	---	---	---	---	1000@0.780	471@0.815	---	---	---	---	---	11,075.29	0.684	0.876	45102020
11,250,000	0.520	---	0.0405	---	01/08/2022	09/11/2015	---	EKTER SA (CR)	1.585	2.92	P	1.54	05/05/2023	1.53	1.53	1.585	1.585	1.552	1500@1.55	207@1.59	---	---	9,992	31	15,504.24	17,831.25	1.33	1.755	50101010
18,410,839	1.00	0.027	0.262	---	24/08/2022	10/09/2010	---	ELASTRON (CR)	2.63	1.54	P	2.59	05/05/2023	2.59	2.59	2.64	2.63	2.611	1015@2.59	1980@2.62	---	---	6,270	44	16,372.40	48,420.51	2.21	2.82	55102010
60,295,607	0.240	---	---	---	09/07/2007	01																							

Number of Outstanding Securities	Nominal Value	Dividends [1]			Date of Last Coupon Dividend [2]		Note	Shares	Closing price	% change	Previous closing price/date	Open price	Price min	Price max	Last price	Avg price	Last Bid [7]	Last Ask [7]	P/E after tax	Year	Volume	Trades	Transactions Value[8]	Company Mkt Value (thou. €)	Year low	Year high	Sector[4]
26,730,187	0.520	0.08	0.1	---	29/06/2022	01/08/2017	---	ELTON SA (CR)	2.45	0.82 P	2.43 05/05/2023	2.44	2.41	2.47	2.45	2.45	5@2.40	398@2.45	---	---	20,564	73	50,384.93	65,488.96	2.08	2.59	50205010
30,000,000	0.050	0.06	0.09	---	13/05/2022	11/06/2020	---	ENTERSOFT (CR)	4.36	1.39 P	4.3 05/05/2023	4.3	4.3	4.38	4.36	4.351	69@4.35	738@4.36	---	---	11,960	97	52,035.24	130,800.00	3.61	4.68	10101015
36,300,000	1.12	0.223	0.2186	---	14/09/2022	12/12/2007	---	THESSALONIKA WATER & SEWERAGE	3.29	--- γ	3.29 05/05/2023	3.29	3.23	3.3	3.29	3.272	10@3.28	440@3.29	---	---	7,415	40	24,265.50	119,427.00	3.21	3.66	65102030
14,833,480	0.300	---	---	---	02/06/2010	04/02/2022	---	EUROCONSULTANTS S.A. (CR)	0.646	0.31 P	0.644 05/05/2023	0.644	0.63	0.648	0.646	0.64	700@0.636	3248@0.646	---	---	14,246	55	9,117.46	9,582.43	0.576	0.66	50205020
86,735,980	0.310	---	---	---	06/07/2009	18/08/2022	---	ATHENS MEDICAL CENTER SA (CR)	1.405	-1.75 €	1.43 05/05/2023	1.4	1.4	1.43	1.405	1.415	25@1.41	944@1.42	---	---	7,460	40	10,552.35	121,864.05	1.4	1.8	20101025
114,320,400	0.100	---	0.01	---	26/11/2021	05/08/2019	---	IKTINOS HELLAS SA (CR)	0.532	2.31 P	0.52 05/05/2023	0.52	0.52	0.533	0.532	0.525	1000@0.523	2300@0.532	---	---	53,354	74	27,996.06	60,818.45	0.4855	0.675	50101035
8,226,132	0.450	---	---	---	15/05/2009	13/10/2014	---	ILYDA S.A. (CR)	1.245	0.40 P	1.24 05/05/2023	1.25	1.2	1.25	1.245	1.208	20@1.22	174@1.25	7.97	2022	2,065	15	2,494.65	10,241.53	1.055	1.41	10101015
2,566,836	0.440	---	0.016	---	15/07/2022	09/01/2007	---	INTERWOOD-XYLEMPORIA (PR)	0.33	--- γ	0.33 05/05/2023	---	---	---	---	---	---	2500@0.362	---	---	---	---	---	10,538.30	0.192	0.332	50101020
34,986,430	0.440	---	---	---	25/07/2008	23/02/2010	---	INTERWOOD-XYLEMPORIA (CR)	0.277	-0.72 €	0.279 05/05/2023	0.28	0.271	0.287	0.275	0.281	150@0.273	4499@0.277	---	---	68,691	56	19,286.02	10,538.30	0.1975	0.3	50101020
18,567,912	0.590	0.12	0.12	---	06/07/2022	26/01/2021	---	INTERLIFE G.C.I.(CR)	3.58	1.13 P	3.54 05/05/2023	3.6	3.51	3.6	3.51	3.576	200@3.56	586@3.67	---	2022	767	7	2,743.07	66,473.12	3.47	3.98	30302025
8,424,900	0.500	---	---	---	12/07/2010	04/07/2019	---	INTERTECH SA (CR)	1.03	--- γ	1.03 05/05/2023	1.03	1.01	1.03	1.03	1.012	1500@0.994	214@1.03	17.78	2022	4,088	21	4,139.08	8,677.65	0.92	1.235	50205010
19,804,134	0.150	---	---	---	01/07/2004	06/11/2017	---	KEKROPS SA (CR)	1.11	--- γ	1.11 05/05/2023	1.105	1.085	1.115	1.115	1.101	200@1.09	289@1.12	2.11	2022	2,061	12	2,269.02	21,982.59	0.903	1.4	35101010
40,219,218	0.260	---	---	---	29/08/2022	10/06/2019	---	KLOUKINAS - LAPPAS SA (CR)	0.978	--- γ	0.978 05/05/2023	0.98	0.976	0.98	0.978	0.977	200@0.974	900@0.978	---	---	3,041	16	2,970.62	39,334.40	0.5	0.988	50101010
11,510,102	0.890	---	---	---	24/06/2005	06/10/1999	---	NAFPAKTOS TEXTILE (CR)	0.98	--- γ	0.98 05/05/2023	0.98	0.955	0.98	0.98	0.966	100@0.950	45@0.990	---	---	520	5	502.50	11,279.90	0.93	1.23	55101020
21,224,340	0.420	0.0035	0.02	---	06/09/2022	25/04/2006	---	KORDELLOS BROS SA (CR)	0.562	7.66 P	0.522 05/05/2023	0.54	0.54	0.562	0.562	0.55	350@0.550	695@0.562	4.94	2022	8,115	24	4,465.24	11,928.08	0.462	0.7	55102010
33,065,136	0.380	0.2	0.2001	---	18/08/2022	16/09/2013	---	KRI-KRI S.A. (CR)	6.86	-0.87 €	6.92 05/05/2023	6.9	6.82	7	6.82	6.875	100@6.66	427@6.80	71.44	2022	8,717	27	59,929.74	226,826.83	6.08	7	45102020
18,017,472	0.360	---	---	---	09/09/2022	28/08/2017	---	KTIMA KOSTAS LAZARIDIS SA (CR)	1.73	1.77 P	1.7 05/05/2023	1.73	1.73	1.73	1.73	1.73	940@1.61	1002@1.73	---	---	8	1	13.84	31,170.23	1.55	1.78	45101015
7,595,160	0.600	---	---	---	10/09/2019	18/08/2010	---	KIRIAKOULIS SHIPPING SA (CR)	0.94	1.51 P	0.926 05/05/2023	0.94	0.94	0.94	0.94	0.94	500@0.928	395@0.940	---	---	605	3	568.70	7,139.45	0.868	1.265	40501015
6,200,000	0.500	---	---	---	22/06/2010	01/11/1995	---	MINERVA KNITWEAR (CR)	0.496	--- γ	0.496 05/05/2023	0.496	0.496	0.496	0.496	0.496	1000@0.448	1240@0.496	---	---	10	1	4.96	3,075.20	0.414	0.585	40204020
5,939,268	0.620	---	---	---	10/07/2003	03/01/2002	---	LANAKAM SA (CR)	0.93	--- γ	0.93 05/05/2023	---	---	---	---	---	90@0.855	1000@0.910	---	---	---	---	---	5,523.52	0.716	1.16	40401020
9,819,370	0.500	---	---	---	14/08/2007	09/01/2004	---	MATHIOS REFRACTORY SA (CR)	0.7	--- γ	0.7 05/05/2023	---	---	---	---	---	200@0.670	281@0.695	---	---	---	---	---	6,873.56	0.565	0.885	55101000
29,250,000	0.360	0.02	0.0401	---	21/06/2022	25/04/2019	---	MOTODYNAMICS S.A. (CR)	3.21	-0.31 €	3.22 05/05/2023	3.14	3.14	3.21	3.21	3.191	3325@3.18	470@3.21	---	---	19,122	71	61,011.81	93,892.50	2.04	3.37	40401030
32,188,050	1.04	---	---	---	21/07/2008	20/01/2000	---	MOUZAKIS (CR)	0.7	--- γ	0.7 05/05/2023	---	---	---	---	---	700@0.685	591@0.715	---	---	---	---	---	22,531.64	0.65	0.806	55101020
43,200,000	1.00	---	0.0824	---	07/09/2022	14/06/2022	---	MPLE KEDROS (CR)	2.42	0.83 P	2.4 05/05/2023	2.4	2.39	2.42	2.42	2.403	500@2.40	300@2.43	---	---	15,460	25	37,149.00	104,544.00	2.19	2.42	35102000
6,340,000	0.600	0.134	0.17	0.1	09/12/2022	12/01/2023	---	NAKAS MUSIC	2.32	0.87 P	2.3 05/05/2023	2.28	2.24	2.36	2.36	2.244	20@2.26	11@2.36	---	---	928	9	2,082.72	14,708.80	2.16	2.7	40401030
10,080,000	3.00	1.42	1.5	---	27/04/2022	27/08/2001	---	TPA SA (CR)	25.2	--- γ	25.2 05/05/2023	25.2	25.2	25.2	25.2	25.2	130@24.90	384@25.20	---	---	500	6	12,600.00	254,016.00	22.7	26.3	50206060
4,971,466	1.46	---	---	---	04/07/2007	08/10/2003	---	PAIRIS SA (CR)	1	--- γ	1 05/05/2023	---	---	---	---	---	120@0.932	51@0.970	---	---	---	---	---	4,971.47	0.83	1.18	50203030
27,098,594	0.540	0.07	0.05	0.0201	05/12/2022	14/01/2021	---	PAPOUTSANIS (CR)	2.35	1.29 P	2.32 05/05/2023	2.35	2.27	2.35	2.35	2.305	50@2.28	185@2.35	21.22	2022	3,726	18	8,587.87	63,681.70	2.26	2.51	45201020
7,070,400	0.930	0.1081	0.3242	---	17/06/2022	06/05/2016	---	PETROPOULOS PETROS (CR)	7.4	-0.80 €	7.46 05/05/2023	7.44	7.38	7.46	7.4	7.426	250@7.36	190@7.40	---	---	6,409	37	47,594.56	52,320.96	5.9	7.5	50206015
21,912,599	0.300	---	---	---	11/04/2011	23/02/2007	---	REVOIL (CR)	1.415	1.80 P	1.39 05/05/2023	1.365	1.365	1.415	1.415	1.389	115@1.37	940@1.42	---	---	2,380	8	3,306.70	31,006.33	1.21	1.5	60101020
13,582,223	1.35	---	---	---	24/06/2008	02/02/2016	---	SIDMA STEEL (CR)	2.32	0.43 P	2.31 05/05/2023	2.33	2.27	2.33	2.32	2.303	202@2.27	69@2.32	---	---	1,596	20	3,675.37	31,510.76	1.85	2.85	55102010
40,693,350	5.00	---	---	---	03/07/2006	26/05/2015	---	TECHNICAL OLYMPIC SA (CR)	2	1.01 P	1.98 05/05/2023	1.95	1.95	2	2	1.99	30@1.97	1444@2.00	---	---	3,705	18	7,374.49	81,386.70	1.76	2.41	40202010
3,048,000	0.300	---	---	---	06/07/2007	01/06/2021	---	TZIRAKIAN PROFIL (CR)	1.89	2.16 P	1.85 05/05/2023	1.865	1.855	1.905	1.89	1.876	100@1.86	227@1.89	33.11	2022	2,575	21	4,831.44	5,760.72	1.76	2.22	55102010
10,203,575	0.730	---	---	---	16/07/2007	18/10/1999	---	FIERATEX SA (CR)	0.374	-5.32 €	0.395 05/05/2023	0.399	0.374	0.399	0.374	0.382	450@0.371	448@0.393	---	2022	2,533	28	967.13	3,816.14	0.37	0.5	55101020
8,340,750	1.16	---	---	---	25/06/2009	17/09/2018	---	HAIDEMENOS SA (CR)	0.494	-10.18 €	0.55 05/05/2023	0.476	0.476	0.52	0.494	0.487	1940@0.494	1000@0.515	---	2022	2,825	18	1,374.87	4,120.33	0.452	0.6	50205030

Main Market - Low Liquidity Class

11,795,024	0.540	0.087	0.136	---	04/07/2022	30/08/2019	---	FLEXOPACK SA (CR)	8.05	--- γ	8.05 05/05/2023	---	---	---	---	---	20@8.05	17@8.40	---	---	---	---	---	94,949.94	7.45	9.45	50203030
10,500,000	4.00	0.37	0.29	---	31/05/2022	02/08/2016	---	INTERCONTINENTAL (CR)	6.45	--- γ	6.45 05/05/2023	---	---	---	---	---	1298@6.35	500@6.50	12.30	2022	---	---	---	67,725.00	6.3	6.85	35102000

Number of Outstanding Securities	Nominal Value	Dividends [1]			Date of Last Coupon		Note	Shares	Closing price	% change	Previous closing price/date	Open price	Price min	Price max	Last price	Avg price	Last Bid [7]	Last Ask [7]	P/E after tax	Year	Volume	Trades	Transactions Value[8]	Company Mkt Value (thou. €)	Year low	Year high	Sector[4]		
		2020	2021	2022	Dividend [2]	Right																							
57,434,884	1.31	---	---	---	05/06/2008	12/06/2009	---	REDS S.A. (CR)	2.66	---	↘	2.66	05/05/2023	2.7	2.7	2.7	2.7	200@2.58	4060@2.75	---	---	50	1	135.00	152,776.79	2.26	3	35101010	
151,532,467	0.500	0.01	0.02	---	22/07/2022	10/06/2020	---	TRASTOR REAL EST. INV. CO.(CR)	1.02	---	↘	1.02	05/05/2023	0.995	0.995	0.995	0.995	1115@0.995	328@1.03	---	---	55	1	54.73	154,563.12	0.965	1.14	35102000	
15,300,000	0.300	---	---	---	30/07/2009	13/12/1999	---	ATTICA PUBLICATIONS SA (CR)	0.266	---	↘	0.266	05/05/2023	---	---	---	---	5000@0.266	925@0.290	---	---	---	---	---	4,069.80	0.236	0.39	40301030	
15,000,000	0.300	---	---	---	06/07/2007	18/07/2000	---	DAIOS PLASTICS SA (CR)	3	-3.85	↘	3.12	05/05/2023	3	3	3	3	300@3.00	109@3.42	---	---	500	1	1,500.00	45,000.00	2.92	3.52	50203015	
3,307,500	0.210	---	---	---	11/08/2010	30/11/2022	---	ELVE SA (CR)	4.9	-1.61	↘	4.98	05/05/2023	4.8	4.8	4.9	4.9	4.847	24@4.78	50@4.94	19.31	2022	150	8	727.00	16,206.75	4.6	5.2	40204020
2,760,000	11.83	9.4	11	---	14/06/2022	16/07/1990	---	KARELIA (CR)	340	---	↘	340	05/05/2023	---	---	---	---	3@328.00	10@342.00	---	---	---	---	---	938,400.00	288	340	45103010	
6,700,000	0.800	0.179	0.047	---	24/08/2022	29/05/2014	---	MILLS KEPENOS (CR)	2.28	---	↘	2.28	05/05/2023	---	---	---	---	70@2.16	100@2.40	16.84	2022	---	---	---	15,276.00	1.93	2.54	45102020	
21,364,000	1.12	---	---	---	29/07/2019	08/03/2023	---	LAMPSPA HOTEL SA (CR)	23.8	-0.83	↘	24	05/05/2023	23	23	23.8	23.8	23.364	100@23.00	100@24.00	---	---	425	12	9,929.80	508,463.20	20.6	24	40501025
8,321,682	0.670	---	---	---	17/08/2007	23/11/1999	---	N. LEVENTERIS (CR)	0.27	---	↘	0.27	05/05/2023	---	---	---	---	850@0.244	---	---	2022	---	---	---	2,856.12	0.22	0.364	55102010	
2,160,524	0.670	---	---	---	03/12/2018	23/11/1999	---	N. LEVENTERIS (PR)	0.282	---	↘	0.282	05/05/2023	---	---	---	---	---	3010@0.310	---	2022	---	---	---	2,856.12	0.218	0.342	55102010	
27,379,200	0.980	---	---	---	03/07/2020	29/08/2022	---	CRETE PLASTICS SA (CR)	16.7	---	↘	16.7	05/05/2023	---	---	---	---	600@16.40	560@17.00	---	---	---	---	---	457,232.64	14.7	17.1	50203015	
255,494,534	2.71	0.352	0.279	0.11	14/12/2022	30/09/2021	---	PRODEA (CR)	8.15	-0.61	↘	8.2	05/05/2023	8.15	8.15	8.2	8.2	8.168	250@7.40	1377@8.20	---	---	550	5	4,492.50	2,082,280.45	7.3	8.6	35102000
4,181,450	0.500	---	---	---	21/08/2000	05/03/2002	---	FLOUR MILLS SARANTOPOULOS SA	1.13	---	↘	1.13	05/05/2023	---	---	---	---	---	280@1.09	---	---	---	---	---	---	4,725.04	1.02	1.5	45102020

Exchange Traded Funds (ETFs)

906,928	---	---	---	---	15/06/2016	---	ALPHA ETF FTSE Athex Large Cap	27	---	↘	27	05/05/2023	---	---	---	---	---	2500@20.00	108@30.00	---	---	---	---	---	---	---	---	22.5	27.79	12003
---------	-----	-----	-----	-----	------------	-----	--------------------------------	----	-----	---	----	------------	-----	-----	-----	-----	-----	------------	-----------	-----	-----	-----	-----	-----	-----	-----	-----	------	-------	-------

Surveillance

356,314,416	0.060	---	---	---	07/07/2010	21/09/2017	5160	FRIGOGLASS SA (CR)	0.052	-4.59	↘	0.0545	05/05/2023	0.052	0.052	0.052	0.052	0.052	0.052	0.052	0.052	0.052	0.052	0.052	0.052	0.052	0.052	0.052	0.052	0.052	0.052	0.052	0.052	0.052	0.052	0.052	0.052	0.052	0.052	0.052	0.052	0.052	0.052	0.052	0.052	0.052	0.052	0.052	0.052	0.052	0.052	0.052	0.052	0.052	0.052	0.052	0.052	0.052	0.052	0.052	0.052	0.052	0.052	0.052	0.052	0.052	0.052	0.052	0.052	0.052	0.052	0.052	0.052	0.052	0.052	0.052	0.052	0.052	0.052	0.052	0.052	0.052	0.052	0.052	0.052	0.052	0.052	0.052	0.052	0.052	0.052	0.052	0.052	0.052	0.052	0.052	0.052	0.052	0.052	0.052	0.052	0.052	0.052	0.052	0.052	0.052	0.052	0.052	0.052	0.052	0.052	0.052	0.052	0.052	0.052	0.052	0.052	0.052	0.052	0.052	0.052	0.052	0.052	0.052	0.052	0.052	0.052	0.052	0.052	0.052	0.052	0.052	0.052	0.052	0.052	0.052	0.052	0.052	0.052	0.052	0.052	0.052	0.052	0.052	0.052	0.052	0.052	0.052	0.052	0.052	0.052	0.052	0.052	0.052	0.052	0.052	0.052	0.052	0.052	0.052	0.052	0.052	0.052	0.052	0.052	0.052	0.052	0.052	0.052	0.052	0.052	0.052	0.052	0.052	0.052	0.052	0.052	0.052	0.052	0.052	0.052	0.052	0.052	0.052	0.052	0.052	0.052	0.052	0.052	0.052	0.052	0.052	0.052	0.052	0.052	0.052	0.052	0.052	0.052	0.052	0.052	0.052	0.052	0.052	0.052	0.052	0.052	0.052	0.052	0.052	0.052	0.052	0.052	0.052	0.052	0.052	0.052	0.052	0.052	0.052	0.052	0.052	0.052	0.052	0.052	0.052	0.052	0.052	0.052	0.052	0.052	0.052	0.052	0.052	0.052	0.052	0.052	0.052	0.052	0.052	0.052	0.052	0.052	0.052	0.052	0.052	0.052	0.052	0.052	0.052	0.052	0.052	0.052	0.052	0.052	0.052	0.052	0.052	0.052	0.052	0.052	0.052	0.052	0.052	0.052	0.052	0.052	0.052	0.052	0.052	0.052	0.052	0.052	0.052	0.052	0.052	0.052	0.052	0.052	0.052	0.052	0.052	0.052	0.052	0.052	0.052	0.052	0.052	0.052	0.052	0.052	0.052	0.052	0.052	0.052	0.052	0.052	0.052	0.052	0.052	0.052	0.052	0.052	0.052	0.052	0.052	0.052	0.052	0.052	0.052	0.052	0.052	0.052	0.052	0.052	0.052	0.052	0.052	0.052	0.052	0.052	0.052	0.052	0.052	0.052	0.052	0.052	0.052	0.052	0.052	0.052	0.052	0.052	0.052	0.052	0.052	0.052	0.052	0.052	0.052	0.052	0.052	0.052	0.052	0.052	0.052	0.052	0.052	0.052	0.052	0.052	0.052	0.052	0.052	0.052	0.052	0.052	0.052	0.052	0.052	0.052	0.052	0.052	0.052	0.052	0.052	0.052	0.052	0.052	0.052	0.052	0.052	0.052	0.052	0.052	0.052	0.052	0.052	0.052	0.052	0.052	0.052	0.052	0.052	0.052	0.052	0.052	0.052	0.052	0.052	0.052	0.052	0.052	0.052	0.052	0.052	0.052	0.052	0.052	0.052	0.052	0.052	0.052	0.052	0.052	0.052	0.052	0.052	0.052	0.052	0.052	0.052	0.052	0.052	0.052	0.052	0.052	0.052	0.052	0.052	0.052	0.052	0.052	0.052	0.052	0.052	0.052	0.052	0.052	0.052	0.052	0.052	0.052	0.052	0.052	0.052	0.052	0.052	0.052	0.052	0.052	0.052	0.052	0.052	0.052	0.052	0.052	0.052	0.052	0.052	0.052	0.052	0.052	0.052	0.052	0.052	0.052	0.052	0.052	0.052	0.052	0.052	0.052	0.052	0.052	0.052	0.052	0.052	0.052	0.052	0.052	0.052	0.052	0.052	0.052	0.052	0.052	0.052	0.052	0.052	0.052	0.052	0.052	0.052	0.052	0.052	0.052	0.052	0.052	0.052	0.052	0.052	0.052	0.052	0.052	0.052	0.052	0.052	0.052	0.052	0.052	0.052	0.052	0.052	0.052	0.052	0.052	0.052	0.052	0.052	0.052	0.052	0.052	0.052	0.052	0.052	0.052	0.052	0.052	0.052	0.052	0.052	0.052	0.052	0.052	0.052	0.052	0.052	0.052	0.052	0.052	0.052	0.052	0.052	0.052	0.052	0.052	0.052	0.052	0.052	0.052	0.052	0.052	0.052	0.052	0.052	0.052	0.052	0.052	0.052	0.052	0.052	0.052	0.052	0.052	0.052	0.052	0.052	0.052	0.052	0.052	0.052	0.052	0.052	0.052	0.052	0.052	0.052	0.052	0.052	0.052	0.052	0.052	0.052	0.052	0.052	0.052	0.052	0.052	0.052	0.052	0.052	0.052	0.052	0.052	0.052	0.052	0.052	0.052	0.052	0.052	0.052	0.052	0.052	0.052	0.052	0.052	0.052	0.052	0.052	0.052	0.052	0.052	0.052	0.052	0.052	0.052	0.052	0.052	0.052	0.052	0.052	0.052	0.052	0.052	0.052	0.052	0.052	0.052	0.052	0.052	0.052	0.052	0.052	0.052	0.052	0.052	0.052	0.052	0.052	0.052	0.052	0.052	0.052	0.052	0.052	0.052	0.052	0.052	0.052	0.052	0.052	0.052	0.052	0.052	0.052	0.052	0.052	0.052	0.052	0.052	0.052	0.052	0.052	0.052	0.052	0.052	0.052	0.052	0.052	0.052	0.052	0.052	0.052	0.052	0.052	0.052	0.052	0.052	0.052	0.052	0.052	0.052	0.052	0.052	0.052	0.052	0.052	0.052	0.052	0.052	0.052	0.052	0.052	0.052	0.052	0.052	0.052	0.052	0.052	0.052	0.052	0.052	0.052	0.052	0.052	0.052	0.052	0.052	0.052	0.052	0.052	0.052	0.052	0.052	0.052	0.052	0.052	0.052	0.052	0.052	0.052	0.052	0.052	0.052	0.052	0.052	0.052	0.052	0.052	0.052	0.052	0.052	0.052	0.052	0.052	0.052	0.052	0.052	0.052	0.052	0.052	0.052	0.052	0.052	0.052	0.052	0.052	0.052	0.052	0.052	0.052	0.052	0.052	0.052	0.052	0.052	0.052	0.052	0.052	0.052	0.052	0.052	0.052	0.052	0.052	0.052	0.052	0.052	0.052	0.052	0.052	0.052	0.052	0.052	0.052	0.052	0.052	0.052	0.052	0.052	0.052	0.052	0.052	0.052	0.052	0.052	0.052	0.052	0.052	0.052	0.052	0.052	0.052	0.052	0.052	0.052	0.052	0.052	0.052	0.052	0.052	0.052	0.052	0.052	0.052	0.052	0.052	0.052	0.052	0.052	0.052	0.052	0.052	0.052	0.052	0.052	0.052	0.052	0.052	0.052	0.052	0.052	0.052	0.052	0.052	0.052	0.052	0.052	0.052	0.052	0.052	0.052	0.052	0.052	0.052	0.052	0.052	0.052	0.052	0.052	0.052	0.052	0.052	0.052	0.052	0.052	0.052	0.052	0.052	0.052	0.052	0.052	0.052	0.052	0.052	0.052	0.052	0.052	0.052	0.052	0.052	0.052	0.052	0.052	0.052	0.052	0.052	0.052	0.052	0.052	0.052	0.052	0.052	0.052	0.052	0.052	0.052	0.052	0.052	0.052	0.052	0.052	0.052	0.052</
-------------	-------	-----	-----	-----	------------	------------	------	--------------------	-------	-------	---	--------	------------	-------	-------	-------	-------	-------	-------	-------	-------	-------	-------	-------	-------	-------	-------	-------	-------	-------	-------	-------	-------	-------	-------	-------	-------	-------	-------	-------	-------	-------	-------	-------	-------	-------	-------	-------	-------	-------	-------	-------	-------	-------	-------	-------	-------	-------	-------	-------	-------	-------	-------	-------	-------	-------	-------	-------	-------	-------	-------	-------	-------	-------	-------	-------	-------	-------	-------	-------	-------	-------	-------	-------	-------	-------	-------	-------	-------	-------	-------	-------	-------	-------	-------	-------	-------	-------	-------	-------	-------	-------	-------	-------	-------	-------	-------	-------	-------	-------	-------	-------	-------	-------	-------	-------	-------	-------	-------	-------	-------	-------	-------	-------	-------	-------	-------	-------	-------	-------	-------	-------	-------	-------	-------	-------	-------	-------	-------	-------	-------	-------	-------	-------	-------	-------	-------	-------	-------	-------	-------	-------	-------	-------	-------	-------	-------	-------	-------	-------	-------	-------	-------	-------	-------	-------	-------	-------	-------	-------	-------	-------	-------	-------	-------	-------	-------	-------	-------	-------	-------	-------	-------	-------	-------	-------	-------	-------	-------	-------	-------	-------	-------	-------	-------	-------	-------	-------	-------	-------	-------	-------	-------	-------	-------	-------	-------	-------	-------	-------	-------	-------	-------	-------	-------	-------	-------	-------	-------	-------	-------	-------	-------	-------	-------	-------	-------	-------	-------	-------	-------	-------	-------	-------	-------	-------	-------	-------	-------	-------	-------	-------	-------	-------	-------	-------	-------	-------	-------	-------	-------	-------	-------	-------	-------	-------	-------	-------	-------	-------	-------	-------	-------	-------	-------	-------	-------	-------	-------	-------	-------	-------	-------	-------	-------	-------	-------	-------	-------	-------	-------	-------	-------	-------	-------	-------	-------	-------	-------	-------	-------	-------	-------	-------	-------	-------	-------	-------	-------	-------	-------	-------	-------	-------	-------	-------	-------	-------	-------	-------	-------	-------	-------	-------	-------	-------	-------	-------	-------	-------	-------	-------	-------	-------	-------	-------	-------	-------	-------	-------	-------	-------	-------	-------	-------	-------	-------	-------	-------	-------	-------	-------	-------	-------	-------	-------	-------	-------	-------	-------	-------	-------	-------	-------	-------	-------	-------	-------	-------	-------	-------	-------	-------	-------	-------	-------	-------	-------	-------	-------	-------	-------	-------	-------	-------	-------	-------	-------	-------	-------	-------	-------	-------	-------	-------	-------	-------	-------	-------	-------	-------	-------	-------	-------	-------	-------	-------	-------	-------	-------	-------	-------	-------	-------	-------	-------	-------	-------	-------	-------	-------	-------	-------	-------	-------	-------	-------	-------	-------	-------	-------	-------	-------	-------	-------	-------	-------	-------	-------	-------	-------	-------	-------	-------	-------	-------	-------	-------	-------	-------	-------	-------	-------	-------	-------	-------	-------	-------	-------	-------	-------	-------	-------	-------	-------	-------	-------	-------	-------	-------	-------	-------	-------	-------	-------	-------	-------	-------	-------	-------	-------	-------	-------	-------	-------	-------	-------	-------	-------	-------	-------	-------	-------	-------	-------	-------	-------	-------	-------	-------	-------	-------	-------	-------	-------	-------	-------	-------	-------	-------	-------	-------	-------	-------	-------	-------	-------	-------	-------	-------	-------	-------	-------	-------	-------	-------	-------	-------	-------	-------	-------	-------	-------	-------	-------	-------	-------	-------	-------	-------	-------	-------	-------	-------	-------	-------	-------	-------	-------	-------	-------	-------	-------	-------	-------	-------	-------	-------	-------	-------	-------	-------	-------	-------	-------	-------	-------	-------	-------	-------	-------	-------	-------	-------	-------	-------	-------	-------	-------	-------	-------	-------	-------	-------	-------	-------	-------	-------	-------	-------	-------	-------	-------	-------	-------	-------	-------	-------	-------	-------	-------	-------	-------	-------	-------	-------	-------	-------	-------	-------	-------	-------	-------	-------	-------	-------	-------	-------	-------	-------	-------	-------	-------	-------	-------	-------	-------	-------	-------	-------	-------	-------	-------	-------	-------	-------	-------	-------	-------	-------	-------	-------	-------	-------	-------	-------	-------	-------	-------	-------	-------	-------	-------	-------	-------	-------	-------	-------	-------	-------	-------	-------	-------	-------	-------	-------	-------	-------	-------	-------	-------	-------	-------	-------	-------	-------	-------	-------	-------	-------	-------	-------	-------	-------	-------	-------	-------	-------	-------	-------	-------	-------	-------	-------	-------	-------	-------	-------	-------	-------	-------	-------	-------	-------	-------	-------	-------	-------	-------	-------	-------	-------	-------	-------	-------	-------	-------	-------	-------	-------	-------	-------	-------	-------	-------	-------	-------	-------	-------	-------	-------	-------	-------	-------	-------	-------	-------	-------	-------	-------	-------	-------	-------	-------	-------	-------	-------	-------	-------	-------	-------	-------	-------	-------	-------	-------	-------	-------	-------	-------	-------	-------	-------	-------	-------	-------	-------	-------	-------	-------	-------	-------	-------	-------	-------	-------	-------	-------	-------	-------	-------	-------	-------	-------	-------	-------	-------	-------	-------	-------	-------	-------	-------	-------	-------	-------	-------	-------	-------	-------	-------	-------	-------	-------	-------	-------	-------	-------	-------	-------	-------	-------	-------	-------	-------	-------	-------	-------	-------	-------	-------	-------	-------	-------	-------	-------	-------	-------	-------	-------	-------	-------	-------	-------	-------	-------	-------	-------	-------	-------	-------	-------	-------	-------	-------	-------	-------	-------	-------	-------	-------	-------	-------	-------	-------	-------	-------	-------	-------	-------	-------	-------	-------	-------	-------	-------	-------	-------	-------	-------	-------	-------	-------	-------	-------	-------	-------	-------	-------	-------	-------	-------	-------	-------	---------

Suspension Status

66,948,210	0.300	---	---	---	22/09/2015	22/09/2015	5179	FOLLI FOLLIE (CR)	4.8	---	↘	4.8	24/05/2018	---	---	---	---	---	---	---	---	---	---	---	---	---	321,351.41	4.8	4.8	40401030
12,417,000	0.310	---	---	---	27/08/2019	28/08/2017	5233	MLS MULTIMEDIA SA (CR)	0.57	---	↘	0.57	12/05/2020	---	---	---	---	---	---	---	---	---	---	---	---	---	7,077.69	0.57	0.57	10101015
6,330,002	0.300	---	---	---	25/06/2002	15/03/2019	5278	VARVARESSOS (CR)	0.24	---	↘	0.24	02/05/2023	---	---	---	---	---	---	4@0.280	---	---	---	---	---	---	1,519.20	0.16	0.25	55101020
3,961,300	1.28	---	---	---	29/06/2004	03/08/2000	5248	DUROS SA (CR)	0.25	---	↘	0.25	24/04/2023	---	---	---	---	---	---	---	---	---	---	---	---	---	990.33	0.2	0.3	40204020
7,085,888	1.59	---	---	---	02/07/1996	06/09/2010	5216	ELVIEMEK (CR)	2.6	---	↘	2.6	30/09/2019	---	---	---	---	---	---	---	---	---	---	---	---	---	18,423.31	2.6	2.6	35101010

Number of Outstanding Securities	Nominal Value	Dividends [1]			Date of Last Coupon		Note	Shares	Closing price	% change	Previous closing price/date		Open price	Price min	Price max	Last price	Avg price	Last Bid [7]	Last Ask [7]	P/E after tax	Year	Volume	Trades	Transactions Value[8]	Company Mkt Value (thou. €)	Year low	Year high	Sector[4]
		2020	2021	2022	Dividend [2]	Right																						
7,125,216	0.650	---	---	---	01/07/2005	14/12/1999	4955	KRE.KA SA (CR)	0.28	---	↘	0.28	06/04/2023	---	---	---	---	---	---	---	---	---	---	---	1,995.06	0.17	0.43	45102010
7,734,375	1.00	---	---	---	09/07/2007	07/01/2011	5277	LIVANIS SA (CR)	0.125	---	↘	0.125	28/04/2023	---	---	---	---	841@0.130	---	---	---	---	---	---	966.80	0.12	0.18	40301030
22,075,665	0.330	0.05	0.1	---	21/06/2022	23/11/2021	---	PLAISIO COMPUTERS SA (CR)	4.58	---	↘	4.58	19/04/2023	---	---	---	---	---	---	---	---	---	---	---	101,106.55	4.48	4.6	40401010

Shares' Notes

Code	Note text
()	- Adjusted dividends.
*	- Last adjusted closing price.
[1]	- Net dividends.
[2]	- The "Date of Last Coupon" for New listings refers to the date company's stocks started to trade in Athex
[3]	- The Company Market Value is referred to the number of outstanding shares
[4]	- Sectors codification can be found in Appendix A
[5]	- The Market Value refers to the total number of shares listed (including their several classes) in the exchange by the company.
[6]	- P/E greater than 100
[7]	- Last view of the Order Book before the end of the trading session
[8]	- All Blocks Methods' Transactions Value are included.
4750	- Transfer to the Under Surveillance Category from 8/4/2011.
4955	- Transfer to the Surveillance Category as from 5/4/2013.
4957	- Transfer to the Surveillance Category as from 5/4/2013.
4958	- Transfer to the Surveillance Category as from 5/4/2013.
4959	- Transfer to the Surveillance Category as from 5/4/2013.
5093	- Transfer to the Surveillance Category as of 8/4/2015.
5141	- Transfer to the Surveillance Category as of 10/05/2017.
5160	- Transfer to the Surveillance Category as of 15/04/2016.
5165	- Transfer to the Surveillance Category as of 15/02/2018.
5179	- Suspension of trading as of 25/05/2018.
5193	- Transfer to the Surveillance Category as of 25/10/2018.
5197	- Transfer to the Surveillance Category as of 07/11/2018.
5216	- Suspension of trading as of 01/10/2019.
5232	- Transfer to the Under Surveillance Category from 08/04/2011.
5233	- Suspension of trading as of 13/05/2020.
5248	- Transfer to the Surveillance Category as of 06/09/20116.
5253	- Transfer to the Surveillance Category as of 14/5/2021.
5275	- Transfer to the Surveillance Category as of 09/07/2020.
5277	- Suspension of trading as of 02/05/2023.
5278	- Suspension of trading as of 03/05/2023.

Securities Blocks Details

Securities	Block Volume	Price	Block Trade Value	Time of approval	Note
EYDAP S.A. (CR)	330	6.54	2,158.20	10:55:27	14
PIRAEUS FINANCIAL HOLD (CR)	250,000	2.33	582,500.00	10:56:33	20
LAMDA DEVELOPMENT SA (CR)	1,947	5.77	11,234.19	10:57:15	14
NATIONAL BANK (CR)	100,000	5.00	500,200.00	11:53:30	20
NATIONAL BANK (CR)	100,000	5.00	500,400.00	12:19:40	20
NATIONAL BANK (CR)	210,219	5.03	1,056,560.69	12:46:02	20
MOTOR OIL (CR)	14,000	21.22	297,080.00	12:52:22	20
GR. SARANTIS S.A. (CR)	20,000	7.15	143,000.00	13:12:32	20
NATIONAL BANK (CR)	600,000	5.05	3,032,400.00	14:04:39	20
PIRAEUS FINANCIAL HOLD (CR)	311,590	2.36	736,598.76	14:42:14	20
PIRAEUS FINANCIAL HOLD (CR)	200,000	2.38	476,400.00	15:14:04	20
MOTOR OIL (CR)	42,000	21.18	889,560.00	15:25:51	20
MOTOR OIL (CR)	10,000	21.20	212,000.00	15:57:51	20
PIRAEUS FINANCIAL HOLD (CR)	178,709	2.38	426,042.26	16:07:31	20
PIRAEUS FINANCIAL HOLD (CR)	180,000	2.38	429,120.00	16:19:10	20
MIG (CR)	1,000	0.160	160.00	16:44:46	18

Blocks Notes

- 9 - Method 6-1 / Special Fees
- 10 - Method 6-1 / Special Fees, SDS
- 14 - Method 6-3 / Settlement, Incomplete Buy and Sell
- 18 - Method 6-2 / SPOT 1
- 19 - Method 6-2 / SPOT 2
- 20 - Method 6-1 and Method 6-1 Same Day Settlement
- 21 - Other Pre-agreed

Shares Rights Details

Occured date	Exercise from	Exercise until	Trading until	Rights	Price min	Price max	Closing price	Last Bid	Last Ask	Volume	Trades	Transactions Value
-----------------	------------------	-------------------	------------------	--------	--------------	--------------	------------------	----------	----------	--------	--------	-----------------------

No Rights Transactions.

Forced Sales Details

Securities	Category of Security	Transactions Volume	Number of Trades	Transactions Value	Note
GGB-FXD-240238-26Y-2.000-1.00	Bonds	5,005	1	4,138.19	1

Forced Sales Notes

- 1 - Compulsory Public Forced Sales
- 2 - Forced Sales of Fixed Registered Shares
- 3 - Forced Sales of Remaining Fractional Shares

Exchange Traded Funds (ETFs) Characteristics

	Transactions Date (T)	Creation / Redemption	Units (T-1)	New Units (T-1)	Redemption Units (T-1)	Units (T) [1]	Fund Assets [2]	Net Unit Price	Dividend per Unit	Dividend Date
ALPHA ETF FTSE Athex Large Cap	08/05/2023	5,000	906,928	---	---	906,928	24,614,740.00	27.1408	0.52	01/07/2022

ETFs Notes

[1] - Units (T) = Units (T-1) + New Units (T-1) - Redemption Units (T-1)

[2] - The Creation / Redemption Units of T-1 are included.

Non Convertible Corporate Bonds - Regulated Market

Num Listed Bonds	Nominal price	Issue price	Today's Rate	Exp. Date	Duration (years)	Note	Coupon		Trading Unit	Corporate Bonds	Accrued Int.	Yield.T.Mat	Price min	Price max	Closing price	Previous closing price/date	Volume	Transactions Value	Last order		ear min	Year max		
							Common	Preffered											Price	Buy / Sell			Date	
100,000	1,000.00	1,000.00	2.95	11/02/2027	5	---	3	---	1	SAFE BULKERS PARTICIPATIONS PLC (Non Convertible)	7.0472	5.0850	92.5700	92.5700	92.5700	92.5740	05/05/2023	3,000	2,798.24	92.1100	B	38/05/2023	89.9269	96.3000
320,000	1,000.00	1,000.00	3.40	21/07/2027	7	---	6	---	1	LAMDA DEVELOPMENT S.A. (Non Convertible)	10.1056	4.9120	92.0000	93.0000	93.0000	92.5000	05/05/2023	137,000	128,083.86	92.0300	B	38/05/2023	91.4001	95.5000
200,000	1,000.00	1,000.00	2.10	27/10/2027	7	---	6	---	1	O.P.A.P. S.A. (Non Convertible)	0.7583	3.7600	92.2001	93.0000	92.7820	93.0000	05/05/2023	114,000	105,857.95	92.2200	B	38/05/2023	91.9800	95.4000
200,000	1,000.00	1,000.00	1.90	23/03/2028	7	---	5	---	1	MOTOR OIL CORINTH REFINERIES SA (Non Convertible)	2.5333	4.4940	88.4000	89.3000	88.7580	89.0500	05/05/2023	25,000	22,252.84	88.4000	B	38/05/2023	87.5500	90.5000
100,000	1,000.00	1,000.00	2.70	25/05/2026	5	---	4	---	1	COSTAMARE PARTICIPATIONS PLC (Non Convertible)	12.4500	4.2900	95.0000	95.1500	95.0328	95.0000	05/05/2023	16,000	15,404.46	95.0001	B	38/05/2023	92.1400	97.0000
300,000	1,000.00	1,000.00	2.30	20/07/2028	7	---	4	---	1	PRODEA REIC S.A.(Non Convertible)	7.0278	6.0310	84.0000	84.2500	84.0500	84.0000	05/05/2023	58,000	49,239.10	84.0500	B	38/05/2023	82.0100	85.8000
150,000	1,000.00	1,000.00	2.65	22/10/2026	5	---	4	---	1	CPLP SHIPPING HOLDINGS PLC (Non Convertible)	1.1778	4.7130	93.0005	93.9000	93.2000	94.4140	05/05/2023	7,000	6,532.75	93.2000	B	38/05/2023	92.5500	96.0000
250,000	1,000.00	1,000.00	2.45	16/11/2028	7	---	3	---	1	ELVALHALCOR S.A. (Non Convertible)	11.9097	5.0100	86.0000	88.0000	87.9900	88.0000	05/05/2023	58,000	51,461.46	87.3100	B	38/05/2023	85.6375	91.0000
500,000	1,000.00	1,000.00	2.75	03/07/2027	7	---	6	---	1	GEK TERNA S.A. (Non Convertible)	9.7014	5.0460	90.5000	90.9500	90.6300	90.3100	05/05/2023	20,000	18,311.63	90.6300	B	38/05/2023	86.8000	91.0000
300,000	1,000.00	1,000.00	2.30	14/12/2028	7	---	3	---	1	GEK TERNA S.A. (Non Convertible)	9.3917	5.2080	86.5000	86.5000	86.5000	84.2000	05/05/2023	1,000	874.39	84.5000	B	38/05/2023	82.1339	87.4500
175,000	1,000.00	1,000.00	3.40	26/07/2024	5	---	8	---	1	ATTICA HOLDINGS S.A. (Non Convertible)	9.8222	4.7340	97.7200	97.7210	97.7201	97.7010	05/05/2023	38,000	37,506.88	97.7210	B	38/05/2023	96.6179	98.5000
230,000	1,000.00	1,000.00	4.70	12/07/2029	7	---	2	---	1	LAMDA DEVELOPMENT S.A. (Non convertible)	15.4056	4.6350	99.0200	99.5000	99.4317	99.5000	05/05/2023	24,000	24,233.33	99.2000	B	38/05/2023	94.9889	101.0000
100,000	1,000.00	1,000.00	4.40	26/07/2029	7	---	2	---	1	CPLP SHIPPING HOLDINGS PLC (Non Convertible)	12.7111	4.4080	99.0000	99.2000	99.2000	99.0000	05/05/2023	16,000	16,045.38	99.0000	B	38/05/2023	97.2369	100.8000
200,000	1,000.00	1,000.00	3.60	12/03/2026	7	---	9	---	1	AEGEAN AIRLINES S.A. (Non Convertible)	5.8000	3.8440	97.8000	98.1000	97.8500	97.8000	05/05/2023	17,000	16,734.10	97.8500	B	38/05/2023	95.6301	98.6000
150,000	1,000.00	1,000.00	2.60	22/10/2026	7	---	8	---	1	TERNA ENERGY FINANCE S.A. (Non Convertible)	1.1556	4.1690	94.0000	94.2000	94.0043	94.0000	05/05/2023	47,000	44,236.31	94.2000	B	38/05/2023	92.5000	95.7400
100,000	1,000.00	1,000.00	2.80	25/01/2027	5	---	3	---	1	PREMIA S.A. (Non Convertible)	8.1667	5.8280	89.5000	90.6989	89.9796	88.6500	05/05/2023	5,000	4,539.81	88.7200	B	38/05/2023	87.6862	92.5100
120,000	1,000.00	1,000.00	3.95	04/04/2025	7	---	11	---	1	GEK TERNA S.A. (Non Convertible)	3.9500	3.7210	98.6100	99.3000	99.0413	98.6270	05/05/2023	8,000	7,954.90	98.7001	B	38/05/2023	97.5523	99.8000
90,000	1,000.00	1,000.00	3.00	11/05/2023	5	---	10	---	1	CORAL A.E. (Non Convertible)	15.0000	70.7170	99.3500	99.3500	99.3500	99.1000	20/04/2023	1,000	1,008.50	99.3500	B	38/05/2023	98.8101	100.2000

Corporate Bonds Notes

Transactions Volume = (Pieces) * (Nominal Price). Transactions Value = (Pieces) * (Nominal Price) * (price %) + (Accrued interest).
The price of a Bond is stated as a percentage (%) of Bond's Nominal Price.
Nominal Price in Euros (€), except if it is noted differently.

Non Convertible Corporate Bonds - Regulated Market

Num Listed Bonds	Nominal price	Issue price	Today's Rate	Exp. Date	Duration (years)	Note	Coupon		Trading Unit	Corporate Bonds	Accrued Int.	Yield.T.Mat	Price min	Price max	Closing price	Previous closing price/date	Volume	Transactions Value	Last order		ear min	Year max		
							Common	Preffered											Price	Buy / Sell			Date	
20,148	1,000.00	1,000.00	4.95	26/06/2023	5	---	10	---	1	B&F COMM. & GARM. INDUS. S.A. (Non Convertible)	18.4250	8.1570	---	---	---	99.3000	21/04/2023	---	---	99.4000	B	38/05/2023	99.0571	100.6899
120,000	1,000.00	1,000.00	2.65	06/12/2028	7	---	3	---	1	NOVAL PROPERTY REIC (Non Convertible)	11.4097	5.2010	87.9500	87.9800	87.9700	87.9800	05/05/2023	37,000	32,968.16	87.1000	B	38/05/2023	84.3700	90.8700

Corporate Bonds Notes

Transactions Volume = (Pieces) * (Nominal Price). Transactions Value = (Pieces) * (Nominal Price) * (price %) + (Accrued interest).
The price of a Bond is stated as a percentage (%) of Bond's Nominal Price.
Nominal Price in Euros (€), except if it is noted differently.

Government Bonds

Number Listed Bonds	Nominal price	Today's Rate	Accrued Interest Calc	Exp. Date [1]	Duration (years)	Note	Coupons Date	Curr. coupon value	Trading Unit	Government Bonds	Price min	Price max	Closing price	Previous closing price/date	Volume	Transactions Value	Price	Last order Buy / Sell	Date
4,500,000	1,000.00	1.88	Actual/Actual	04/02/2035	15	---	04/02	1.88	1	GGB-FXD-040235-15Y-1.875-1.000	---	---	---	---	---	---	---	---	---
2,500,000	1,000.00	3.45	Actual/Actual	02/04/2024	5	---	02/04	3.45	1	GGB-FXD-020424-05Y-3.450-1.000	---	---	---	---	---	---	---	---	---
6,000,000	1,000.00	0.75	Actual/Actual	18/06/2031	10	---	18/06	0.75	1	GGB-FXD-180631-10Y-0.750-1.000	---	---	---	---	---	---	---	---	---
2,500,000	1,000.00	3.88	Actual/Actual	15/06/2028	5	---	15/06	3.88	1	GGB-FXD-150628-05Y-3.875-1.000	---	---	---	---	---	---	---	---	---
5,962,747,327	1.00	3.75	Actual/Actual	30/01/2028	10	---	/02 - 01/02 - 31/	3.75	1	GGB-FXD-300128-10Y-3.750-1.00	---	---	---	85.4610 13/07/2018	---	---	1.0000	B	28/11/2018
7,067,309,386	1.00	3.90	Actual/Actual	30/01/2033	15	---	/02 - 01/02 - 31/	3.90	1	GGB-FXD-300133-15Y-3.900-1.00	---	---	---	78.6730 13/07/2018	---	---	1.0000	B	28/11/2018
5,472,848,349	1.00	4.00	Actual/Actual	30/01/2037	19	---	/02 - 01/02 - 31/	4.00	1	GGB-FXD-300137-19Y-4.000-1.00	---	---	---	77.0370 13/07/2018	---	---	1.0000	B	28/11/2018
5,276,770,669	1.00	4.20	Actual/Actual	30/01/2042	24	---	/02 - 01/02 - 31/	4.20	1	GGB-FXD-300142-24Y-4.200-1.00	---	---	---	77.7640 13/07/2018	---	---	1.0000	B	28/11/2018
48,794,718	1.00	4.30	Actual/Actual	24/02/2024	12	---	24/02	4.30	1	GGB-FXD-240224-12Y-2.000-1.00	---	---	---	10.0000 22/06/2015	---	---	---	---	---
40,248,141	1.00	4.30	Actual/Actual	24/02/2025	13	---	24/02	4.30	1	GGB-FXD-240225-13Y-2.000-1.00	---	---	---	10.0000 22/06/2015	---	---	---	---	---
59,586,043	1.00	4.30	Actual/Actual	24/02/2026	14	---	24/02	4.30	1	GGB-FXD-240226-14Y-2.000-1.00	---	---	---	10.0000 22/06/2015	---	---	---	---	---
41,118,344	1.00	4.30	Actual/Actual	24/02/2027	15	---	24/02	4.30	1	GGB-FXD-240227-15Y-2.000-1.00	---	---	---	10.0000 22/06/2015	---	---	---	---	---
45,137,734	1.00	4.30	Actual/Actual	24/02/2028	16	---	24/02	4.30	1	GGB-FXD-240228-16Y-2.000-1.00	---	---	---	10.0000 22/06/2015	---	---	---	---	---
61,768,888	1.00	4.30	Actual/Actual	24/02/2029	17	---	24/02	4.30	1	GGB-FXD-240229-17Y-2.000-1.00	---	---	---	10.0000 22/06/2015	---	---	---	---	---
54,567,744	1.00	4.30	Actual/Actual	24/02/2030	18	---	24/02	4.30	1	GGB-FXD-240230-18Y-2.000-1.00	---	---	---	10.0000 22/06/2015	---	---	---	---	---
37,541,515	1.00	4.30	Actual/Actual	24/02/2031	19	---	24/02	4.30	1	GGB-FXD-240231-19Y-2.000-1.00	---	---	---	10.0000 22/06/2015	---	---	---	---	---
37,558,317	1.00	4.30	Actual/Actual	24/02/2032	20	---	24/02	4.30	1	GGB-FXD-240232-20Y-2.000-1.00	---	---	---	10.0000 22/06/2015	---	---	---	---	---
37,473,732	1.00	4.30	Actual/Actual	24/02/2033	21	---	24/02	4.30	1	GGB-FXD-240233-21Y-2.000-1.00	---	---	---	10.0000 22/06/2015	---	---	---	---	---
33,888,293	1.00	4.30	Actual/Actual	24/02/2034	22	---	24/02	4.30	1	GGB-FXD-240234-22Y-2.000-1.00	---	---	---	10.0000 22/06/2015	---	---	---	---	---
35,177,800	1.00	4.30	Actual/Actual	24/02/2035	23	---	24/02	4.30	1	GGB-FXD-240235-23Y-2.000-1.00	---	---	---	10.0000 22/06/2015	---	---	---	---	---
35,547,268	1.00	4.30	Actual/Actual	24/02/2036	24	---	24/02	4.30	1	GGB-FXD-240236-24Y-2.000-1.00	---	---	---	10.0000 22/06/2015	---	---	---	---	---
40,246,306	1.00	4.30	Actual/Actual	24/02/2037	25	---	24/02	4.30	1	GGB-FXD-240237-25Y-2.000-1.00	---	---	---	10.0000 22/06/2015	---	---	---	---	---
37,643,952	1.00	4.30	Actual/Actual	24/02/2038	26	---	24/02	4.30	1	GGB-FXD-240238-26Y-2.000-1.00	---	---	10.0000	10.0000 22/06/2015	5,005	4,138.19	---	---	---
36,977,100	1.00	4.30	Actual/Actual	24/02/2039	27	---	24/02	4.30	1	GGB-FXD-240239-27Y-2.000-1.00	---	---	---	10.0000 22/06/2015	---	---	---	---	---
41,615,000	1.00	4.30	Actual/Actual	24/02/2040	28	---	24/02	4.30	1	GGB-FXD-240240-28Y-2.000-1.00	---	---	---	10.0000 22/06/2015	---	---	---	---	---
42,227,208	1.00	4.30	Actual/Actual	24/02/2041	29	---	24/02	4.30	1	GGB-FXD-240241-29Y-2.000-1.00	---	---	---	10.0000 22/06/2015	---	---	---	---	---
68,288,487	1.00	4.30	Actual/Actual	24/02/2042	30	---	24/02	4.30	1	GGB-FXD-240242-30Y-2.000-1.00	---	---	---	10.0000 22/06/2015	---	---	---	---	---
4,000,000	1,000.00	3.88	Actual/Actual	12/03/2029	10	---	12/03	3.88	1	GGB-FXD-120329-10Y-3.875-1.000	---	---	---	---	---	---	100.0000	B	15/10/2019
4,500,000	1,000.00	0.00	Actual/Actual	12/02/2026	5	---	12/02	0.00	1	GGB-FXD-120226-05Y-0.000-1.000	---	---	---	---	---	---	---	---	---
3,000,000	1,000.00	3.38	Actual/Actual	15/02/2025	7	---	15/02	3.38	1	GGB-FXD-150225-07Y-3.375-1.000	---	---	---	---	---	---	---	---	---
964,000	1,000.00	3.25	Actual/Actual	20/03/2025	6	---	20/03	3.25	1	GGB-FXD-200325-06Y-3.250-1.000	---	---	---	---	---	---	---	---	---
2,100,000	1,000.00	3.55	Actual/Actual	20/03/2026	7	---	20/03	3.55	1	GGB-FXD-200326-07Y-3.550-1.000	---	---	---	---	---	---	---	---	---
40,000	1,000.00	2.18	FLR Actual/360	16/09/2023	1	---	16/03 - 16/09	---	1	GGB-FLT-160923-01Y-2.178-1.000	---	---	---	---	---	---	---	---	---
5,500,000	1,000.00	1.50	Actual/Actual	18/06/2030	10	---	18/06	1.50	1	GGB-FXD-180630-10Y-1.500-1.000	---	---	---	---	---	---	---	---	---

Government Bonds Notes

Transactions Volume = (Pieces) * (Nominal Price). Transactions Value = (Pieces) * (Nominal Price) * (price %) + (Accrued interest).
The Value of current coupon for the issues with NV 0.01 euro refers to NV 100 euros
FLR: Floating Interest Rate.
[1] - The Expiration Date of the interest bearing period and the Date for coupon payment.

Government Bonds

Number Listed Bonds	Nominal price	Today's Rate	Accrued Interest Calc	Exp. Date [1]	Duration (years)	Note	Coupons Date	Curr. coupon value	Trading Unit	Government Bonds	Price min	Price max	Closing price	Previous closing price/date	Volume	Transactions Value	Price	Last order Buy / Sell	Date
5,364,250	1,000.00	3.25	Actual/Actual	20/03/2050	30	---	20/03	3.25	1	GGB-FXD-200350-30Y-3.250-1.000	---	---	---	---	---	---	---	---	---
3,924,361	1,000.00	2.00	Actual/Actual	22/04/2027	7	---	22/04	2.00	1	GGB-FXD-220427-07Y-2.000-1.000	---	---	---	---	---	---	99.9000	B	22/04/2020
2,500,000	1,000.00	1.88	Actual/Actual	23/07/2026	7	---	23/07	1.88	1	GGB-FXD-230726-07Y-1.875-1.000	---	---	---	---	---	---	---	---	---
3,800,000	1,000.00	4.25	Actual/Actual	15/06/2033	10	---	15/06	4.25	1	GGB-FXD-150633-10Y-4.250-1.000	---	---	---	---	---	---	---	---	---
3,500,000	1,000.00	1.88	Actual/Actual	24/01/2052	30	---	24/01	1.88	1	GGB-FXD-240152-30Y-1.875-1.000	---	---	---	---	---	---	---	---	---
3,700,000	1,000.00	1.75	Actual/Actual	18/06/2032	10	---	18/06	1.75	1	GGB-FXD-180632-10Y-1.750-1.000	---	---	---	---	---	---	---	---	---
2,200,000	1,000.00	1.13	FLR Actual/360	15/12/2027	5	---	- 15/12 - 15/03 -	---	1	GGB-FLT-151227-05Y-1.130-1.000	---	---	---	---	---	---	102.1600	B	30/12/2022

Government Bonds Notes

Transactions Volume = (Pieces) * (Nominal Price). Transactions Value = (Pieces) * (Nominal Price) * (price %) + (Accrued interest).

The Value of current coupon for the issues with NV 0.01 euro refers to NV 100 euros

FLR: Floating Interest Rate.

[1] - The Expiration Date of the interest bearing period and the Date for coupon payment.

Treasury Bills & Zero Coupon Government Bonds

	13-Week Maturity								26-Week Maturity								52-Week Maturity										
Issue Date	Exp. Date	Initial Rate	Num Listed Bonds	Nominal price	Issue price	Last Trade Price	Last Trade Date	Volume Traded	Note	Exp. Date	Initial Rate	Num Listed Bonds	Nominal price	Issue price	Last Trade Price	Last Trade Date	Volume Traded	Note	Exp. Date	Initial Rate	Num Listed Bonds	Nominal price	Issue price	Last Trade Price	Last Trade Date	Volume Traded	Note
10/06/2022	---	---	---	---	---	---	---	---	---	---	---	---	---	---	---	---	---	---	09/06/2023	0.83	1,600,000	1,000.00	991.68	---	---	---	---
09/09/2022	---	---	---	---	---	---	---	---	---	---	---	---	---	---	---	---	---	---	08/09/2023	1.97	1,000,000	1,000.00	980.47	---	---	---	---
09/12/2022	---	---	---	---	---	---	---	---	---	---	---	---	---	---	---	---	---	---	08/12/2023	2.73	600,000	1,000.00	973.10	---	---	---	---
10/03/2023	---	---	---	---	---	---	---	---	---	---	---	---	---	---	---	---	---	---	08/03/2024	3.75	1,000,000	1,000.00	963.46	---	---	---	---

Bonds in Circulation	Currency / Min nominal traded Value	Coupons Payment Date	Current Coupon Value	Note	Coupon	Trading Unit	Issue Date	Duration (years)	Today's Interest	A.I.C in days	Bonds	Last price of previous days		Last Outcry in Cash (euro)			Trades in Pieces	Life min	Life Max
												Price	Buy / Sell	Date					
Corporate Bonds in Foreign Currency and Euro																			
103,746	GBP / 10	01/12	0.25	---	64	1	01/12/1930	98	2.5	360	National Mortgage Bank	2.27	05/02/1996	2.27	S	05/02/1996	---	2.27	2.27
0	GBP / 10	01/12	0.25	---	66	1	01/12/1928	100	2.5	360	National Mortgage Bank	---	---	---	---	---	---	---	---

Government Bonds Notes

A.I.C: Accrued Interest Calculation base.
FLR: Floating Interest Rate.
The minimum tradeable Nominal Value for all Demeterialised Government Titles is 100 Euros.
(μτφρ-0)

Athex & ATHEXClear Members List

Member Name			Stock Market			Derivatives Market		ATHEXClear Member	
Address	Phone	Fax	Market Member	Remote Member	Market Maker	Proprietary	Market Maker	General Clearing	Direct Clearing
A. SARRIS SECURITIES S.A.			a						
6, ΔΡΑΓΑΤΣΑΝΙΟΥ 6 ATHINA	2103367700								
AEONIC SECURITIES C.I.F. P.L.C.			a						
, ΛΑΪΟΥ 6, ΓΡ. 301B, ANNA COURT	35725337600								
ALPHA BANK S.A.								a	
, ΣΤΑΔΙΟΥ 40 ATHINA	2103260000								
ALPHA FINANCE INVESTMENT SERVICES SINGLE MEMBER SA			a		a	a	a		a
5, ΠΑΝΕΠΙΣΤΗΜΙΟΥ 45 ATHINA	2103677400								
ARGUS STOCKBROKERS LTD			a	a		a			
25 , 25 ΛΕΩΦΟΡΟΣ ΔΗΜΟΣΘΕΝΗ ΣΕΒΕΡΗ	0035722717000								
ATLANTIC SECURITIES LTD			a	a					
37, ΠΡΟΔΡΟΜΟΥ 37	0035722445400								
AXON SECURITIES S.A.			a			a			
48, ΣΤΑΔΙΟΥ 48 ATHINA	2103363800								
BETA SECURITIES S.A.			a		a	a			a
29 , Λ.ΑΛΕΞΑΝΔΡΑΣ 29 ATHINA	2106478930								
BNP PARIBAS S.A.								a	
, ΛΑΜΨΑΚΟΥ 2 ATHINA	2107468525								
BOFA SECURITIES EUROPE SA			a	a					
, 112 AVENUE KL?BER 75116	+33 153655555								
CAPITAL SECURITIES S.A.			a			a			
58, ΜΗΤΡΟΠΟΛΕΩΣ 58 ATHINA	2103369700								
CITIGROUP GLOBAL MARKETS EUROPE AG			a	a					
16, REUTERWEG 16	+49 691366-0								
CITIGROUP GLOBAL MARKETS LIMITED			a						
1, 33 CANADA SQUARE -CANARY WHARF	+44 02079864000								
CREDIT SUISSE BANK (EUROPE), S.A.			a	a					
, CALLE AYALA 42, 3A PLANTA-B MADRID	+34917916000								
CREDIT SUISSE SECURITIES (EUROPE) LIMITED			a						
1 , ONE CABOT SQUARE LONDON	+44 2078888888								
CYCLOS SECURITIES S.A.			a			a			
39, ΧΑΡΙΛΑΟΥ ΤΡΙΚΟΥΠΗ 6-8-10 ATHINA	2103364300								
DEUTSCHE BANK S.A.				a					
1 , GREAT WINCHESTER STREET LONDON	+44 20 754 54209	00441133361437							
EUROBANK EQUITIES INVESTMENT FIRM SINGLE MEMBER SA			a		a	a	a		a
, ΦΙΛΕΛΛΗΝΩΝ 10 & ΞΕΝΟΦΩΝΤΟΣ 13 ATHINA	2103720425								
EUROBANK S.A.								a	
, ΟΘΩΝΟΣ 8 ATHINA	2103337000								
EUROCORP INVESTMENT SERVICES S.A.			a			a			a
14, ΠΛ.ΦΙΛΙΚΗΣ ΕΤΑΙΡΕΙΑΣ 14 ATHINA	2107263600								
EUOTRUST INVESTMENT FIRM SA			a						
113, ΣΕΒΑΣΤΟΥΠΟΛΕΩΣ 113 ATHINA	2103363100								
EUROXX SECURITIES S.A.			a		a	a	a		a
7, ΠΑΛΑΙΟΛΟΓΟΥ ΧΑΛΑΝΔΡΙ	(210)-6879400	(210)-6879401							
7, PALEOLOGOU CHALANDRI	+30 2106879400	210-6879401							
FREEDOM FINANCE EUROPE LTD				a					
, ΧΡΙΣΤΑΚΗ ΚΡΑΝΟΥ 20	035725257786								
G. A. PERVANAS SECURITIES- INVESTMENT SERVICES S.A.			a						
7-9, ΣΟΦΟΚΛΕΟΥΣ 7-9 ATHINA	2103727200								
GLOBAL CAPITAL SECURITIES & FINANCIAL SERVICES LTD			a	a					
50, Λ.ΑΡΧΙΕΠΙΣΚΟΠΟΥ ΜΑΚΑΡΙΟΥ Γ'50	0035722710710								
GREENPOST TRADING EUROPE LTD				a					
, KIMONOS 3, ACROPOLIS MANSIONS, 2ND FLOOR, FLAT/OFFICE 202	035722521389								
HELLENIC AMERICAN SECURITIES S.A.			a		a	a			a
27, ΑΝΔΡΕΑ ΠΑΠΑΝΔΡΕΟΥ 27 MAROUSI	2103311100								
HELLENIC BANK (INVESTMENTS) LTD				a					
, AVE.KYRIAKOU MATSI 31 - PO BOX 24747 NICOSIA	+357 22500100	357 22500110							
HSBC CONTINENTAL EUROPE								a	
109-111, Λ.ΜΕΣΟΓΕΙΩΝ 109-111	2106960000								
INDEX SECURITIES S.A.			a						
6, ΔΡΑΓΑΤΣΑΝΙΟΥ 6 ATHINA	2103213920								
J. CHR. MAVRIKIS SECURITIES S.A.			a						
5, ΣΟΦΟΚΛΕΟΥΣ 5 ATHINA	2103216730								

Athex & ATHEXClear Members List

Member Name			Stock Market			Derivatives Market		ATHEXClear Member	
Address	Phone	Fax	Market Member	Remote Member	Market Maker	Proprietary	Market Maker	General Clearing	Direct Clearing
KAPPA SECURITIES S.A.			a			a			
15, ΒΑΛΛΑΡΙΤΟΥ 15 ATHINA	2103678600								
KARAMANOF SECURITIES & INVESTMENT SERVICES S.A.			a						
2, ΠΛ.ΑΓ.ΘΕΟΔΩΡΩΝ 2 ATHINA	2103212947								
LAIKI FINANCIAL SERVICES LTD				a					
26, AVE. VYRONOS NICOSIA	357 22367367	357 22718567							
LEON DEPOLAS SECURITIES S.A.			a		a	a			
1, ΧΡΗΣΤΟΥ ΛΑΔΑ 1 ATHINA	2103213276 -28								
MEGA EQUITY SECURITIES & FINANCIAL SERVICES PUBLIC LTD			a	a		a			
42-44, ΛΕΩΦ.ΓΡΙΒΑΔΙΓΕΝΗ 42-44	0035722711711								
MERIT SECURITIES S.A			a		a	a			a
5, ΣΟΦΟΚΛΕΟΥΣ 5 ATHINA	2103671880								
MERRILL LYNCH INTERNATIONAL			a						
2 , 2 KING EDWARD STREET LONDON	+44 20276281000								
N. CHRYSOCHOIDIS SECURITIES S.A.			a			a			a
7-9, ΣΟΦΟΚΛΕΟΥΣ 7-9 ATHINA	2103213913								
NATIONAL BANK OF GREECE S.A.			a			a		a	
86, ΑΙΟΛΟΥ STR. ATHINA	(210)-3341000	(210)-3228187							
68, ΑΚΑΔΙΜΙΑΣ STR. ATHINA	(210)-3328817	(210)-3328678							
NATIONAL SECURITIES SINGLE MEMBER SA			a		a	a	a		
66, ΛΕΩΦΟΡΟΣ ΑΘΗΝΩΝ 128-132 & ΙΦΙΓΕΝΙΑΣ ATHINA	2103328784								
NUNTIIUS BROKERAGE AND INVESTMENT SERVICES S.A			a						
6, ΔΡΑΓΑΤΣΑΝΙΟΥ 6 ATHINA	2103350599								
ONE PLUS CAPITAL LIMITED			a	a					
, 75 PRODROMOU AVENUE NICOSIA 1307	35722873760								
OPTIMA BANK S.A.			a		a	a	a	a	
32 , ΑΙΓΙΑΛΕΙΑΣ 32 & ΠΑΡΑΔΕΙΣΟΥ MAROUSI	2108173663								
PANCRETA BANK S.A								a	
, ΙΚΑΡΟΥΣ 5	2810 338800								
PANTELAKIS SECURITIES S.A.			a		a	a	a		
57, ΕΘΝΙΚΗΣ ΑΝΤΙΣΤΑΣΕΩΣ 57, ΚΤΙΡΙΟ Β CHALANDRI	2106965000								
PEGASUS SECURITIES S.A			a			a			
17 , ΒΑΛΛΑΡΙΤΟΥ 17 & ΑΜΕΡΙΚΗΣ ATHINA	2103670700								
PIRAEUS BANK S.A.			a			a		a	
, ΑΜΕΡΙΚΗΣ 4 ATHINA	2103335000								
PIRAEUS SECURITIES S. A.			a		a	a	a		a
10, ΣΤΑΔΙΟΥ 10 ATHINA	2103354100								
PROCHOICE SECURITIES LTD			a	a					
57, ΛΕΩΦ.ΣΠΥΡΟΥ ΚΥΠΡΙΑΝΟΥ 57, ΑΚΙΝΗΤΑ Φ	035724661192								
SHARELINK SECURITIES & FINANCIAL SERVICES LTD			a			a			
6 , HOUSE-ΘΕΟΤΟΚΗ 6 ΜΕΓΑΡΟ ΕΛΛΗΝΑ	+357 22554200								
SOCIETE GENERALE S.A.			a	a		a			
, 17 COURS VALMY, CEDEX	+157290504								
SOLIDUS SECURITIES S.A			a			a			a
64, ΛΟΥΙΖΗΣ ΡΙΑΝΚΟΥΡ 64 ATHINA	2106900600								
ST. EM. LAVRENTAKIS SECURITIES S.A.			a			a			
7-9, ΣΟΦΟΚΛΕΟΥΣ 7-9 ATHINA	2103213336								
THE CYPRUS INVESTMENT & & SECURITIES CORPORATION LTD			a	a					
154, ΑΓΙΟΥ ΠΡΟΚΟΠΙΟΥ & ΠΟΣΕΙΔΩΝΟΣ 1	00357222121700								
UBS EUROPE SE			a	a					
, OPERNTURM, BOCKENHEIMER LANDSTRASSE 2-4	496921790								
UBS LIMITED				a					
1 , FINSBURY AVENUE LONDON	+44 2075687135								

List of Stocks under Market Making operations

Securities	Stock Category
Market Maker	Start Market Making
MLS MULTIMEDIA SA (CR)	Suspension Status
PIRAEUS SECURITIES S. A.	01/08/2019
ALPHA ETF FTSE Athex Large Cap	Exchange Traded Funds (ETFs)
ALPHA FINANCE INVESTMENT SERVICES SINGLE MEMBER SA	02/01/1900
NATIONAL SECURITIES SINGLE MEMBER SA	02/01/1900
ADMIE (IPTO) HOLDING S.A. (CR)	Main Market
EUROBANK EQUITIES INVESTMENT FIRM SINGLE MEMBER SA	24/05/2021
HELLENIC AMERICAN SECURITIES S.A.	09/03/2020
PIRAEUS SECURITIES S. A.	29/06/2017
AEGEAN AIRLINES (CR)	Main Market
EUROBANK EQUITIES INVESTMENT FIRM SINGLE MEMBER SA	22/09/2020
ALPHA SERVICES HOLD (CR)	Main Market
ALPHA FINANCE INVESTMENT SERVICES SINGLE MEMBER SA	29/02/2016
EUROBANK EQUITIES INVESTMENT FIRM SINGLE MEMBER SA	22/10/2006
HELLENIC AMERICAN SECURITIES S.A.	25/07/2014
LEON DEPOLAS SECURITIES S.A.	04/01/2016
MERIT SECURITIES S.A	03/09/2012
NATIONAL SECURITIES SINGLE MEMBER SA	02/01/1900
PIRAEUS SECURITIES S. A.	28/05/2009
ALPHA TRUST (CR)	Main Market
EUROBANK EQUITIES INVESTMENT FIRM SINGLE MEMBER SA	06/02/2023
LEON DEPOLAS SECURITIES S.A.	04/01/2021
ANDROMEDA SA (CR)	Main Market
BETA SECURITIES S.A.	15/02/2021
OPTIMA BANK S.A.	03/04/2023
ATTICA BANK S.A. (CR)	Main Market
EUROXX SECURITIES S.A.	22/01/2016
PIRAEUS SECURITIES S. A.	20/09/2017
AUSTRIACARD (CB)	Main Market
BETA SECURITIES S.A.	23/03/2023
AUTOHELLAS SA (CR)	Main Market
ALPHA FINANCE INVESTMENT SERVICES SINGLE MEMBER SA	01/07/2019
EUROXX SECURITIES S.A.	02/07/2018
AVAX S.A. (CR)	Main Market
EUROBANK EQUITIES INVESTMENT FIRM SINGLE MEMBER SA	14/12/2015
PIRAEUS SECURITIES S. A.	01/02/2021
AVE (CR)	Main Market
EUROXX SECURITIES S.A.	05/06/2020
BRIQ PROPERTIES (CR)	Main Market
EUROBANK EQUITIES INVESTMENT FIRM SINGLE MEMBER SA	09/09/2019
LEON DEPOLAS SECURITIES S.A.	22/02/2021
CC HBC AG (CR)	Main Market
BETA SECURITIES S.A.	08/03/2021
NATIONAL SECURITIES SINGLE MEMBER SA	02/01/1900
PIRAEUS SECURITIES S. A.	04/05/2015
CENERGY HOLDINGS (CB)	Main Market
ALPHA FINANCE INVESTMENT SERVICES SINGLE MEMBER SA	02/01/2016
EUROBANK EQUITIES INVESTMENT FIRM SINGLE MEMBER SA	02/01/2016
OPTIMA BANK S.A.	14/03/2022
PANTELAKIS SECURITIES S.A.	27/12/2022
CNL CAPITAL (CR)	Main Market
MERIT SECURITIES S.A	01/10/2018
DIMAND (CR)	Main Market
ALPHA FINANCE INVESTMENT SERVICES SINGLE MEMBER SA	08/08/2022
EUROBANK EQUITIES INVESTMENT FIRM SINGLE MEMBER SA	08/08/2022
EKTER SA (CR)	Main Market
BETA SECURITIES S.A.	26/09/2022
EUROBANK EQUITIES INVESTMENT FIRM SINGLE MEMBER SA	16/10/2017
LEON DEPOLAS SECURITIES S.A.	21/05/2018
ELASTRON (CR)	Main Market
LEON DEPOLAS SECURITIES S.A.	20/02/2017
ELLAKTOR (CR)	Main Market
ALPHA FINANCE INVESTMENT SERVICES SINGLE MEMBER SA	18/03/2019
EUROBANK EQUITIES INVESTMENT FIRM SINGLE MEMBER SA	01/06/2012
EUROXX SECURITIES S.A.	24/09/2018
NATIONAL SECURITIES SINGLE MEMBER SA	02/01/1900
PIRAEUS SECURITIES S. A.	22/10/2018

List of Stocks under Market Making operations

Securities	Stock Category
Market Maker	Start Market Making
ELTON SA (CR)	Main Market
BETA SECURITIES S.A.	03/09/2012
EUROBANK EQUITIES INVESTMENT FIRM SINGLE MEMBER SA	28/11/2022
OPTIMA BANK S.A.	30/01/2023
ELVALHALCOR (CR)	Main Market
ALPHA FINANCE INVESTMENT SERVICES SINGLE MEMBER SA	07/05/2018
BETA SECURITIES S.A.	09/01/2023
EUROBANK EQUITIES INVESTMENT FIRM SINGLE MEMBER SA	07/05/2018
ENTERSOFT (CR)	Main Market
ALPHA FINANCE INVESTMENT SERVICES SINGLE MEMBER SA	23/03/2023
EUROBANK EQUITIES INVESTMENT FIRM SINGLE MEMBER SA	22/06/2020
EUROBANK HOLDINGS (CR)	Main Market
ALPHA FINANCE INVESTMENT SERVICES SINGLE MEMBER SA	09/01/2006
EUROBANK EQUITIES INVESTMENT FIRM SINGLE MEMBER SA	01/06/2012
HELLENIC AMERICAN SECURITIES S.A.	25/07/2014
LEON DEPOLAS SECURITIES S.A.	30/11/2018
MERIT SECURITIES S.A	06/11/2017
NATIONAL SECURITIES SINGLE MEMBER SA	02/01/1900
PIRAEUS SECURITIES S. A.	28/09/2009
EUROCONSULTANTS S.A. (CR)	Main Market
OPTIMA BANK S.A.	01/02/2023
EYDAP S.A. (CR)	Main Market
ALPHA FINANCE INVESTMENT SERVICES SINGLE MEMBER SA	27/01/2020
EUROBANK EQUITIES INVESTMENT FIRM SINGLE MEMBER SA	10/06/2019
FOURLIS (CR)	Main Market
EUROBANK EQUITIES INVESTMENT FIRM SINGLE MEMBER SA	01/12/2016
PIRAEUS SECURITIES S. A.	06/03/2017
GEK TERNA (CR)	Main Market
BETA SECURITIES S.A.	08/03/2021
EUROBANK EQUITIES INVESTMENT FIRM SINGLE MEMBER SA	24/05/2021
PIRAEUS SECURITIES S. A.	29/08/2019
GR. SARANTIS S.A. (CR)	Main Market
BETA SECURITIES S.A.	14/05/2012
EUROBANK EQUITIES INVESTMENT FIRM SINGLE MEMBER SA	24/10/2016
HELLENIC EXCHANGES-A.S.E. (CR)	Main Market
HELLENIC AMERICAN SECURITIES S.A.	01/09/2014
NATIONAL SECURITIES SINGLE MEMBER SA	02/01/1900
PIRAEUS SECURITIES S. A.	04/05/2015
HELLENIQ ENERGY (CR)	Main Market
HELLENIC AMERICAN SECURITIES S.A.	14/09/2015
PIRAEUS SECURITIES S. A.	20/03/2017
IDEAL HOLDINGS (CR)	Main Market
EUROBANK EQUITIES INVESTMENT FIRM SINGLE MEMBER SA	07/06/2021
PIRAEUS SECURITIES S. A.	07/06/2021
INTERCONTINENTAL (CR)	Main Market
LEON DEPOLAS SECURITIES S.A.	03/06/2019
INTERLIFE G.C.I.(CR)	Main Market
BETA SECURITIES S.A.	24/10/2022
INTERWOOD-XYLEMPORIA (CR)	Main Market
EUROBANK EQUITIES INVESTMENT FIRM SINGLE MEMBER SA	05/07/2021
PANTELAKIS SECURITIES S.A.	01/07/2021
INTRAKAT (CR)	Main Market
BETA SECURITIES S.A.	04/10/2021
PANTELAKIS SECURITIES S.A.	10/10/2022
JUMBO SA (CR)	Main Market
BETA SECURITIES S.A.	01/02/2021
EUROBANK EQUITIES INVESTMENT FIRM SINGLE MEMBER SA	25/05/2020
MERIT SECURITIES S.A	06/11/2017
PIRAEUS SECURITIES S. A.	06/03/2017
KLOUKINAS - LAPPAS SA (CR)	Main Market
OPTIMA BANK S.A.	02/01/2023
KRI-KRI S.A. (CR)	Main Market
EUROBANK EQUITIES INVESTMENT FIRM SINGLE MEMBER SA	07/05/2018
LEON DEPOLAS SECURITIES S.A.	16/01/2017
LAMDA DEVELOPMENT SA (CR)	Main Market
EUROBANK EQUITIES INVESTMENT FIRM SINGLE MEMBER SA	08/12/2014
PANTELAKIS SECURITIES S.A.	06/11/2017
PIRAEUS SECURITIES S. A.	29/06/2017

List of Stocks under Market Making operations

Securities	Stock Category
Market Maker	Start Market Making
LAMPSA HOTEL SA (CR)	Main Market
LEON DEPOLAS SECURITIES S.A.	16/01/2017
MIG (CR)	Main Market
EUROBANK EQUITIES INVESTMENT FIRM SINGLE MEMBER SA	23/03/2015
PIRAEUS SECURITIES S. A.	02/02/2009
MOTOR OIL (CR)	Main Market
BETA SECURITIES S.A.	08/03/2021
EUROBANK EQUITIES INVESTMENT FIRM SINGLE MEMBER SA	22/10/2006
LEON DEPOLAS SECURITIES S.A.	01/04/2019
MERIT SECURITIES S.A.	25/02/2019
NATIONAL SECURITIES SINGLE MEMBER SA	02/01/1900
PIRAEUS SECURITIES S. A.	04/05/2015
MPLE KEDROS (CR)	Main Market
MERIT SECURITIES S.A	30/09/2022
MYTILINEOS (CR)	Main Market
ALPHA FINANCE INVESTMENT SERVICES SINGLE MEMBER SA	15/04/2019
BETA SECURITIES S.A.	11/04/2022
EUROBANK EQUITIES INVESTMENT FIRM SINGLE MEMBER SA	20/09/2017
MERIT SECURITIES S.A	25/02/2019
NATIONAL SECURITIES SINGLE MEMBER SA	02/01/1900
PIRAEUS SECURITIES S. A.	04/05/2015
NATIONAL BANK (CR)	Main Market
ALPHA FINANCE INVESTMENT SERVICES SINGLE MEMBER SA	09/01/2006
EUROBANK EQUITIES INVESTMENT FIRM SINGLE MEMBER SA	22/10/2006
HELLENIC AMERICAN SECURITIES S.A.	25/07/2014
LEON DEPOLAS SECURITIES S.A.	20/05/2015
MERIT SECURITIES S.A	03/09/2012
NATIONAL SECURITIES SINGLE MEMBER SA	02/01/1900
PIRAEUS SECURITIES S. A.	08/09/2008
OPAP (CR)	Main Market
ALPHA FINANCE INVESTMENT SERVICES SINGLE MEMBER SA	09/01/2006
BETA SECURITIES S.A.	11/04/2022
EUROBANK EQUITIES INVESTMENT FIRM SINGLE MEMBER SA	22/10/2006
HELLENIC AMERICAN SECURITIES S.A.	25/07/2014
MERIT SECURITIES S.A	20/03/2017
NATIONAL SECURITIES SINGLE MEMBER SA	02/01/1900
PIRAEUS SECURITIES S. A.	04/05/2015
OTE (CR)	Main Market
ALPHA FINANCE INVESTMENT SERVICES SINGLE MEMBER SA	09/01/2006
BETA SECURITIES S.A.	11/04/2022
EUROBANK EQUITIES INVESTMENT FIRM SINGLE MEMBER SA	22/10/2006
HELLENIC AMERICAN SECURITIES S.A.	25/07/2014
LEON DEPOLAS SECURITIES S.A.	20/04/2015
MERIT SECURITIES S.A	20/03/2017
NATIONAL SECURITIES SINGLE MEMBER SA	02/01/1900
PIRAEUS SECURITIES S. A.	08/09/2008
P.P.A. S.A. (CR)	Main Market
EUROBANK EQUITIES INVESTMENT FIRM SINGLE MEMBER SA	06/02/2019
PAPOUTSANIS (CR)	Main Market
BETA SECURITIES S.A.	25/11/2013
PETROPOULOS PETROS (CR)	Main Market
EUROBANK EQUITIES INVESTMENT FIRM SINGLE MEMBER SA	01/04/2019
PANTELAKIS SECURITIES S.A.	16/03/2020
PIRAEUS FINANCIAL HOLD (CR)	Main Market
ALPHA FINANCE INVESTMENT SERVICES SINGLE MEMBER SA	15/04/2019
EUROBANK EQUITIES INVESTMENT FIRM SINGLE MEMBER SA	22/10/2006
EUROXX SECURITIES S.A.	15/02/2016
HELLENIC AMERICAN SECURITIES S.A.	25/07/2014
LEON DEPOLAS SECURITIES S.A.	30/11/2018
MERIT SECURITIES S.A	16/09/2013
NATIONAL SECURITIES SINGLE MEMBER SA	02/01/1900
PIRAEUS SECURITIES S. A.	16/02/2009

List of Stocks under Market Making operations

Securities	Stock Category
Market Maker	Start Market Making
PPC (CR)	Main Market
ALPHA FINANCE INVESTMENT SERVICES SINGLE MEMBER SA	09/01/2006
BETA SECURITIES S.A.	01/02/2021
EUROBANK EQUITIES INVESTMENT FIRM SINGLE MEMBER SA	22/10/2006
HELLENIC AMERICAN SECURITIES S.A.	01/09/2014
MERIT SECURITIES S.A	06/11/2017
NATIONAL SECURITIES SINGLE MEMBER SA	02/01/1900
PIRAEUS SECURITIES S. A.	28/09/2009
PREMA (CR)	Main Market
BETA SECURITIES S.A.	01/06/2021
LEON DEPOLAS SECURITIES S.A.	05/12/2022
PANTELAKIS SECURITIES S.A.	23/12/2021
PROFILE SA (CR)	Main Market
OPTIMA BANK S.A.	03/04/2023
PANTELAKIS SECURITIES S.A.	01/07/2019
QUALITY & RELIABILITY SA (CR)	Main Market
OPTIMA BANK S.A.	03/01/2023
QUEST HOLDINGS (CR)	Main Market
BETA SECURITIES S.A.	26/03/2018
EUROBANK EQUITIES INVESTMENT FIRM SINGLE MEMBER SA	28/01/2019
SIDMA STEEL (CR)	Main Market
LEON DEPOLAS SECURITIES S.A.	06/06/2022
SPACE HELLAS SA (CR)	Main Market
MERIT SECURITIES S.A	09/12/2022
TECHNICAL OLYMPIC SA (CR)	Main Market
BETA SECURITIES S.A.	04/04/2022
TERNA ENERGY (CR)	Main Market
EUROBANK EQUITIES INVESTMENT FIRM SINGLE MEMBER SA	24/05/2021
PIRAEUS SECURITIES S. A.	09/12/2019
THRACE PLASTICS SA (CR)	Main Market
ALPHA FINANCE INVESTMENT SERVICES SINGLE MEMBER SA	26/03/2018
EUROBANK EQUITIES INVESTMENT FIRM SINGLE MEMBER SA	26/03/2018
TITAN CEMENT (CB)	Main Market
BETA SECURITIES S.A.	01/02/2021
EUROBANK EQUITIES INVESTMENT FIRM SINGLE MEMBER SA	06/11/2019
PIRAEUS SECURITIES S. A.	18/01/2021
TZIRAKIAN PROFIL (CR)	Main Market
LEON DEPOLAS SECURITIES S.A.	19/07/2021
VIOHALCO SA/NV (CB)	Main Market
ALPHA FINANCE INVESTMENT SERVICES SINGLE MEMBER SA	11/03/2008
EUROBANK EQUITIES INVESTMENT FIRM SINGLE MEMBER SA	04/03/2014
MERIT SECURITIES S.A	17/03/2014

Underlying Asset				Derivatives Market														
Price max	Price min	Closing price	change	Delivery Month	Open price	Price max	Price min	Last price	Closing price	Last Bid	Last Ask	Fixing price*	Life high	Life low	Trades	Volume	Open Interest	
(Trade Unit: 1 Index Point x 2€, Cash Settlement)																		
				May 2023	---	---	---	---	4,227.50	---	---		---	---	---	---	---	
				June 2023	---	---	---	---	4,234.00	---	---		---	---	---	---	---	
				July 2023	---	---	---	---	4,242.25	---	---		---	---	---	---	---	
				September 2023	---	---	---	---	4,255.50	---	---		---	---	---	---	---	
				December 2023	---	---	---	---	4,276.75	---	---		---	---	---	---	---	
				March 2024	---	---	---	---	4,298.25	---	---		---	---	---	---	---	
(Trade Unit: 1 Index Point x 2€, Cash Settlement)																		
FTSE/Athex Large Cap				May 2023	2,707.75	2,740.50	2,700.00	2,729.00	2,729.00	---	---		---	2,740.50	---	146	623	5,600
2,737.50	2,693.34	2,728.69	1.31%	June 2023	2,685.25	2,722.75	2,685.25	2,718.00	2,718.00	---	---		---	2,722.75	---	27	75	244
				July 2023	---	---	---	---	2,704.75	---	---		---	---	---	---	---	---
				September 2023	---	---	---	---	2,713.25	---	---		---	---	---	---	---	---
				December 2023	---	---	---	---	2,726.75	---	---		---	---	---	---	---	---
				March 2024	---	---	---	---	2,740.50	---	---		---	---	---	---	---	---
(Trade Unit: 1 Index Point x 15€, Cash Settlement)																		
FTSE/Athex Banks				June 2023	837.75	865.00	837.75	865.00	865.00	---	---		---	865.00	---	22	165	1,014
866.12	833.77	863.55	3.57%	September 2023	---	---	---	---	840.00	---	---		---	---	---	---	---	---
				December 2023	---	---	---	---	844.25	---	---		---	---	---	---	---	---
				March 2024	---	---	---	---	848.25	---	---		---	---	---	---	---	---

Underlying Asset				Derivatives Market													
Price max	Price min	Closing price	change	Delivery Month	Open price	Price max	Price min	Last price	Closing price	Last Bid	Last Ask	Fixing price*	Life high	Life low	Trades	Volume	Open Interest
ADMIE (IPTO) HOLDING S.A. (CR)				(Contract Size: 100 Securities, Physical Delivery)													
1.856	1.8	1.848	3.47%	June 2023	1.81	1.86	1.81	1.85	1.85	---	---	---	1.92	---	32	201	12,621
				September 2023	---	---	---	---	1.80	---	---	---	---	---	---	---	---
				December 2023	---	---	---	---	1.81	---	---	---	---	---	---	---	---
				March 2024	---	---	---	---	1.82	---	---	---	---	---	---	---	---
AEGEAN AIRLINES (CR)				(Contract Size: 100 Securities, Physical Delivery)													
7.96	7.65	7.94	2.19%	June 2023	7.90	7.97	7.90	7.96	7.96	---	---	---	8.09	---	5	118	1,836
				September 2023	---	---	---	---	7.83	---	---	---	---	---	---	---	---
				December 2023	---	---	---	---	7.87	---	---	---	---	---	---	---	---
				March 2024	---	---	---	---	7.91	---	---	---	---	---	---	---	---
ALPHA SERVICES HOLD (CR)				(Contract Size: 100 Securities, Physical Delivery)													
1.212	1.1745	1.2	3.05%	June 2023	1.19	1.22	1.18	1.22	1.22	---	---	---	1.52	---	375	16,963	149,869
				September 2023	---	---	---	---	1.20	---	---	---	1.25	---	---	---	30
				December 2023	---	---	---	---	1.18	---	---	---	---	---	---	---	---
				March 2024	---	---	---	---	1.18	---	---	---	---	---	---	---	---
AUTOHELLAS SA (CR)				(Contract Size: 100 Securities, Physical Delivery)													
12.98	12.68	12.9	0.31%	June 2023	12.79	12.79	12.79	12.79	12.79	---	---	---	13.00	---	1	1	82
				September 2023	---	---	---	---	12.96	---	---	---	---	---	---	---	---
				December 2023	---	---	---	---	13.02	---	---	---	---	---	---	---	---
				March 2024	---	---	---	---	13.09	---	---	---	---	---	---	---	---
AVAX S.A. (CR)				(Contract Size: 100 Securities, Physical Delivery)													
0.959	0.916	0.953	4.04%	June 2023	0.940	0.940	0.940	0.940	0.940	---	---	---	0.940	---	1	3	357
				September 2023	---	---	---	---	0.923	---	---	---	---	---	---	---	---
				December 2023	---	---	---	---	0.927	---	---	---	---	---	---	---	---
				March 2024	---	---	---	---	0.932	---	---	---	---	---	---	---	---
CC HBC AG (CR)				(Contract Size: 100 Securities, Physical Delivery)													
28.88	28.3	28.3	-1.36%	June 2023	27.77	28.00	27.74	27.74	27.74	---	---	---	28.00	---	6	11	257
				September 2023	---	---	---	---	28.90	---	---	---	---	---	---	---	---
				December 2023	---	---	---	---	29.05	---	---	---	---	---	---	---	---
				March 2024	---	---	---	---	29.19	---	---	---	---	---	---	---	---
CENERGY HOLDINGS (CB)				(Contract Size: 100 Securities, Physical Delivery)													
4.685	4.59	4.645	-0.11%	June 2023	4.67	4.68	4.63	4.68	4.68	---	---	---	4.76	---	10	77	6,007
				September 2023	---	---	---	---	4.71	---	---	---	4.35	---	---	---	5
				December 2023	---	---	---	---	4.71	---	---	---	---	---	---	---	---
				March 2024	---	---	---	---	4.73	---	---	---	---	---	---	---	---

Derivatives notes

Fixing prices and final open positions can be retrieved from the following path <http://www.helex.gr/el/web/guest/statistics-end-of-day-derivatives>

Underlying Asset				Derivatives Market													
Price max	Price min	Closing price	change	Delivery Month	Open price	Price max	Price min	Last price	Closing price	Last Bid	Last Ask	Fixing price*	Life high	Life low	Trades	Volume	Open Interest
ELLAKTOR (CR)				(Contract Size: 100 Securities, Physical Delivery)													
2.025	1.986	2.025	0.50%	June 2023	2.00	2.00	2.00	2.00	2.00	---	---	---	2.17	---	1	10	827
				September 2023	---	---	---	---	2.03	---	---	---	---	---	---	---	---
				December 2023	---	---	---	---	2.04	---	---	---	---	---	---	---	---
				March 2024	---	---	---	---	2.05	---	---	---	---	---	---	---	---
ELVALHALCOR (CR)				(Contract Size: 100 Securities, Physical Delivery)													
1.736	1.71	1.72	0.70%	June 2023	1.72	1.75	1.72	1.73	1.73	---	---	---	1.79	---	9	22	1,307
				September 2023	---	---	---	---	1.72	---	---	---	---	---	---	---	---
				December 2023	---	---	---	---	1.73	---	---	---	---	---	---	---	---
				March 2024	---	---	---	---	1.74	---	---	---	---	---	---	---	---
EUROBANK HOLDINGS (CR)				(Contract Size: 100 Securities, Physical Delivery)													
1.4	1.3345	1.3935	3.99%	June 2023	1.35	1.40	1.33	1.40	1.40	---	---	---	1.46	---	114	3,224	30,879
				September 2023	---	---	---	---	1.35	---	---	---	---	---	---	---	---
				December 2023	---	---	---	---	1.36	---	---	---	---	---	---	---	---
				March 2024	---	---	---	---	1.36	---	---	---	---	---	---	---	---
EYDAP S.A. (CR)				(Contract Size: 100 Securities, Physical Delivery)													
6.46	6.29	6.3	0.00%	June 2023	6.32	6.32	6.32	6.32	6.32	---	---	---	6.95	---	1	5	508
				September 2023	---	---	---	---	6.16	---	---	---	6.83	---	---	---	---
				December 2023	---	---	---	---	6.38	---	---	---	---	---	---	---	---
				March 2024	---	---	---	---	6.41	---	---	---	---	---	---	---	---
FOURLIS (CR)				(Contract Size: 100 Securities, Physical Delivery)													
4.03	3.975	4	0.76%	June 2023	4.01	4.01	4.01	4.01	4.01	---	---	---	4.05	---	9	55	1,660
				September 2023	---	---	---	---	4.00	---	---	---	---	---	---	---	---
				December 2023	---	---	---	---	4.02	---	---	---	---	---	---	---	---
				March 2024	---	---	---	---	4.04	---	---	---	---	---	---	---	---
GEK TERNA (CR)				(Contract Size: 100 Securities, Physical Delivery)													
12.66	12.32	12.62	2.10%	June 2023	12.57	12.57	12.54	12.57	12.57	---	---	---	12.75	---	4	48	8,202
				September 2023	---	---	---	---	12.45	---	---	---	---	---	---	---	---
				December 2023	---	---	---	---	12.51	---	---	---	---	---	---	---	---
				March 2024	---	---	---	---	12.58	---	---	---	---	---	---	---	---
HELLENIC EXCHANGES-A.S.E. (CR)				(Contract Size: 100 Securities, Physical Delivery)													
4.165	4.11	4.14	1.47%	June 2023	3.99	4.01	3.96	3.98	3.98	---	---	---	4.23	---	14	51	1,689
				September 2023	---	---	---	---	4.11	---	---	---	---	---	---	---	---
				December 2023	---	---	---	---	4.13	---	---	---	---	---	---	---	---
				March 2024	---	---	---	---	4.15	---	---	---	---	---	---	---	---

Derivatives notes

Fixing prices and final open positions can be retrieved from the following path <http://www.helex.gr/el/web/guest/statistics-end-of-day-derivatives>

Underlying Asset				Derivatives Market													
Price max	Price min	Closing price	change	Delivery Month	Open price	Price max	Price min	Last price	Closing price	Last Bid	Last Ask	Fixing price*	Life high	Life low	Trades	Volume	Open Interest
HELLENiQ ENERGY (CR)				(Contract Size: 100 Securities, Physical Delivery)													
7.29	7.08	7.11	-1.52%	June 2023	7.32	7.32	7.15	7.15	7.15	---	---	---	8.08	---	13	41	1,572
				September 2023	7.18	7.18	7.10	7.10	7.10	---	---	---	7.18	---	3	6	---
				December 2023	---	---	---	---	7.31	---	---	---	---	---	---	---	---
				March 2024	---	---	---	---	7.35	---	---	---	---	---	---	---	---
INTRACOM HOLDINGS (CR)				(Contract Size: 100 Securities, Physical Delivery)													
1.838	1.79	1.83	1.67%	June 2023	1.85	1.85	1.82	1.84	1.84	---	---	---	2.07	---	15	32	4,530
				September 2023	---	---	---	---	1.83	---	---	---	1.84	---	---	---	2
				December 2023	---	---	---	---	1.82	---	---	---	---	---	---	---	---
				March 2024	---	---	---	---	1.83	---	---	---	---	---	---	---	---
INTRAKAT (CR)				(Contract Size: 100 Securities, Physical Delivery)													
1.64	1.61	1.64	0.86%	June 2023	1.63	1.65	1.61	1.65	1.65	---	---	---	1.79	---	25	277	8,020
				September 2023	---	---	---	---	1.65	---	---	---	1.69	---	---	---	30
				December 2023	---	---	---	---	1.65	---	---	---	---	---	---	---	---
				March 2024	---	---	---	---	1.65	---	---	---	---	---	---	---	---
JUMBO SA (CR)				(Contract Size: 100 Securities, Physical Delivery)													
22.1	21.68	21.9	-0.72%	June 2023	22.00	22.00	21.70	22.00	22.00	---	---	---	22.00	---	9	39	390
				September 2023	---	---	---	---	22.22	---	---	---	---	---	---	---	---
				December 2023	---	---	---	---	22.33	---	---	---	---	---	---	---	---
				March 2024	---	---	---	---	22.45	---	---	---	---	---	---	---	---
LAMDA DEVELOPMENT SA (CR)				(Contract Size: 100 Securities, Physical Delivery)													
5.825	5.67	5.8	2.20%	June 2023	5.74	5.84	5.69	5.80	5.80	---	---	---	6.53	---	21	59	5,821
				September 2023	---	---	---	---	5.72	---	---	---	---	---	---	---	---
				December 2023	---	---	---	---	5.75	---	---	---	---	---	---	---	---
				March 2024	---	---	---	---	5.77	---	---	---	---	---	---	---	---
MIG (CR)				(Contract Size: 100 Securities, Physical Delivery)													
0.176	0.146	0.15	-16.67%	June 2023	0.150	0.150	0.140	0.140	0.140	---	---	---	0.218	---	3	27	1,548
				September 2023	---	---	---	---	0.181	---	---	---	---	---	---	---	---
				December 2023	---	---	---	---	0.182	---	---	---	---	---	---	---	---
				March 2024	---	---	---	---	0.183	---	---	---	---	---	---	---	---
MOTOR OIL (CR)				(Contract Size: 100 Securities, Physical Delivery)													
21.3	21.08	21.18	0.38%	June 2023	21.17	21.38	21.17	21.30	21.30	---	---	---	25.05	---	18	67	1,571
				September 2023	20.20	20.62	20.20	20.62	20.62	---	---	---	22.18	---	4	21	102
				December 2023	---	---	---	---	21.36	---	---	---	---	---	---	---	---
				March 2024	---	---	---	---	21.47	---	---	---	---	---	---	---	---

Derivatives notes

Fixing prices and final open positions can be retrieved from the following path <http://www.helex.gr/el/web/guest/statistics-end-of-day-derivatives>

Underlying Asset				Derivatives Market													
Price max	Price min	Closing price	change	Delivery Month	Open price	Price max	Price min	Last price	Closing price	Last Bid	Last Ask	Fixing price*	Life high	Life low	Trades	Volume	Open Interest
MYTILINEOS (CR)				(Contract Size: 100 Securities, Physical Delivery)													
26.28	25.72	25.76	-0.85%	June 2023	26.19	26.28	25.85	25.85	25.85	---	---	---	28.34	---	73	196	3,304
				September 2023	---	---	---	---	26.17	---	---	---	---	---	---	---	---
				December 2023	---	---	---	---	26.30	---	---	---	---	---	---	---	---
				March 2024	---	---	---	---	26.43	---	---	---	---	---	---	---	---
NATIONAL BANK (CR)				(Contract Size: 100 Securities, Physical Delivery)													
5.218	4.97	5.206	4.87%	June 2023	5.00	5.25	4.98	5.22	5.22	---	---	---	5.46	---	237	3,928	21,045
				September 2023	---	---	---	---	5.00	---	---	---	---	---	---	---	---
				December 2023	---	---	---	---	5.03	---	---	---	---	---	---	---	---
				March 2024	---	---	---	---	5.05	---	---	---	---	---	---	---	---
OPAP (CR)				(Contract Size: 100 Securities, Physical Delivery)													
16.18	15.96	16.18	1.38%	June 2023	15.48	15.52	15.36	15.46	15.46	---	---	---	15.52	---	23	124	1,625
				September 2023	---	---	---	---	16.08	---	---	---	---	---	---	---	---
				December 2023	---	---	---	---	16.16	---	---	---	---	---	---	---	---
				March 2024	---	---	---	---	16.24	---	---	---	---	---	---	---	---
OTE (CR)				(Contract Size: 100 Securities, Physical Delivery)													
13.49	13.3	13.45	1.13%	June 2023	13.40	13.54	13.38	13.50	13.50	---	---	---	15.20	---	28	140	10,557
				September 2023	---	---	---	---	13.57	---	---	---	14.32	---	---	---	51
				December 2023	---	---	---	---	13.47	---	---	---	---	---	---	---	---
				March 2024	---	---	---	---	13.53	---	---	---	---	---	---	---	---
P.P.A. S.A. (CR)				(Contract Size: 100 Securities, Physical Delivery)													
19.64	19.2	19.58	1.77%	June 2023	19.30	19.30	19.30	19.30	19.30	---	---	---	19.64	---	1	2	363
				September 2023	---	---	---	---	19.38	---	---	---	---	---	---	---	---
				December 2023	---	---	---	---	19.48	---	---	---	---	---	---	---	---
				March 2024	---	---	---	---	19.58	---	---	---	---	---	---	---	---
PIRAEUS FINANCIAL HOLD (CR)				(Contract Size: 100 Securities, Physical Delivery)													
2.398	2.292	2.37	1.28%	June 2023	2.35	2.40	2.29	2.37	2.37	---	---	---	2.46	---	288	5,655	79,759
				September 2023	---	---	---	---	2.36	---	---	---	---	---	---	---	---
				December 2023	---	---	---	---	2.37	---	---	---	---	---	---	---	---
				March 2024	---	---	---	---	2.38	---	---	---	---	---	---	---	---
PPC (CR)				(Contract Size: 100 Securities, Physical Delivery)													
8.16	7.92	8.1	2.27%	June 2023	8.04	8.21	8.04	8.15	8.15	---	---	---	8.38	---	156	825	22,675
				September 2023	---	---	---	---	7.98	---	---	---	---	---	---	---	---
				December 2023	---	---	---	---	8.02	---	---	---	---	---	---	---	---
				March 2024	---	---	---	---	8.06	---	---	---	---	---	---	---	---

Derivatives notes

Fixing prices and final open positions can be retrieved from the following path <http://www.helex.gr/el/web/guest/statistics-end-of-day-derivatives>

Underlying Asset				Derivatives Market													
Price max	Price min	Closing price	change	Delivery Month	Open price	Price max	Price min	Last price	Closing price	Last Bid	Last Ask	Fixing price*	Life high	Life low	Trades	Volume	Open Interest
QUEST HOLDINGS (CR)				(Contract Size: 100 Securities, Physical Delivery)													
4.995	4.87	4.95	-1.00%	June 2023	---	---	---	---	4.94	---	---	---	5.21	---	---	---	97
				September 2023	---	---	---	---	5.04	---	---	---	---	---	---	---	---
				December 2023	---	---	---	---	5.06	---	---	---	---	---	---	---	---
				March 2024	---	---	---	---	5.09	---	---	---	---	---	---	---	---
TERNA ENERGY (CR)				(Contract Size: 100 Securities, Physical Delivery)													
20.24	19.98	20.04	-0.60%	June 2023	20.05	20.05	20.05	20.05	20.05	---	---	---	20.98	---	1	3	10,310
				September 2023	---	---	---	---	20.30	---	---	---	20.75	---	---	---	---
				December 2023	---	---	---	---	20.41	---	---	---	---	---	---	---	---
				March 2024	---	---	---	---	20.51	---	---	---	---	---	---	---	---
TITAN CEMENT (CB)				(Contract Size: 100 Securities, Physical Delivery)													
15.3	15.02	15.24	1.06%	June 2023	15.33	15.33	15.33	15.33	15.33	---	---	---	15.33	---	1	5	877
				September 2023	---	---	---	---	15.19	---	---	---	---	---	---	---	---
				December 2023	---	---	---	---	15.27	---	---	---	---	---	---	---	---
				March 2024	---	---	---	---	15.34	---	---	---	---	---	---	---	---
VIOHALCO SA/NV (CB)				(Contract Size: 100 Securities, Physical Delivery)													
4.985	4.905	4.96	0.51%	June 2023	5.00	5.01	4.96	4.96	4.96	---	---	---	5.04	---	17	79	5,835
				September 2023	---	---	---	---	4.95	---	---	---	4.46	---	---	---	20
				December 2023	---	---	---	---	5.00	---	---	---	---	---	---	---	---
				March 2024	---	---	---	---	5.02	---	---	---	---	---	---	---	---

Daily Official List

Section 7: Index Options

Year: 144 Trading Day No: 84

Monday, 8 May, 2023

FTSE/Athex Large Cap

(Trade Unit: 1 Index Point x 2€ - Exercise Style: European, Cash Settlement)

Call Options																Put Options																											
May 2023								June 2023								Other Months		May 2023								June 2023								Other Months									
Exerise Price	Open price	Price max	Price min	Last price	Closing price	Volume	Open Interest	Open price	Price max	Price min	Last price	Closing price	Volume	Open Interest	Volume	Open Interest	Open price	Price max	Price min	Last price	Closing price	Volume	Open Interest	Open price	Price max	Price min	Last price	Closing price	Volume	Open Interest	Volume	Open Interest	Volume	Open Interest	Exerise Price								
1,725	-	-	-	-	-	-	-	0.00	0.00	0.00	-	952.00	-	-			-	-	-	-	-	-	-	0.00	0.00	0.00	-	0.01	-	-			1,725										
1,750	-	-	-	-	-	-	-	0.00	0.00	0.00	-	927.00	-	-			-	-	-	-	-	-	-	0.00	0.00	0.00	-	0.01	-	-			1,750										
1,775	-	-	-	-	-	-	-	0.00	0.00	0.00	-	902.00	-	-			-	-	-	-	-	-	-	0.00	0.00	0.00	-	0.02	-	-			1,775										
1,800	-	-	-	-	-	-	-	0.00	0.00	0.00	-	877.00	-	-			-	-	-	-	-	-	-	0.00	0.00	0.00	-	0.01	-	-			1,800										
1,825	-	-	-	-	-	-	-	0.00	0.00	0.00	-	852.00	-	-			-	-	-	-	-	-	-	0.00	0.00	0.00	-	0.01	-	-			1,825										
1,850	-	-	-	-	-	-	-	0.00	0.00	0.00	-	827.00	-	-			-	-	-	-	-	-	-	0.00	0.00	0.00	-	0.01	-	-			1,850										
1,875	-	-	-	-	-	-	-	0.00	0.00	0.00	-	802.00	-	-			-	-	-	-	-	-	-	0.00	0.00	0.00	-	0.01	-	-			1,875										
1,900	-	-	-	-	-	-	-	0.00	0.00	0.00	-	777.00	-	-			-	-	-	-	-	-	-	0.00	0.00	0.00	-	0.01	-	-			1,900										
1,925	-	-	-	-	-	-	-	0.00	0.00	0.00	-	752.00	-	-			-	-	-	-	-	-	-	0.00	0.00	0.00	-	0.01	-	-			1,925										
1,950	-	-	-	-	-	-	-	0.00	0.00	0.00	-	727.00	-	-			-	-	-	-	-	-	-	0.00	0.00	0.00	-	0.01	-	-			1,950										
1,975	-	-	-	-	-	-	-	0.00	0.00	0.00	-	702.00	-	-			-	-	-	-	-	-	-	0.00	0.00	0.00	-	0.01	-	-			1,975										
2,000	-	-	-	-	-	-	-	0.00	0.00	0.00	-	677.00	-	-			-	-	-	-	-	-	-	0.00	0.00	0.00	-	0.01	-	-			2,000										
2,050	-	-	-	-	-	-	-	0.00	0.00	0.00	-	628.00	-	-			-	-	-	-	-	-	-	0.00	0.00	0.00	-	0.01	-	-			2,050										
2,100	-	-	-	-	-	-	-	0.00	0.00	0.00	-	578.00	-	-			-	-	-	-	-	-	-	0.00	0.00	0.00	-	0.01	-	-			2,100										
2,150	-	-	-	-	-	-	-	0.00	0.00	0.00	-	528.00	-	-			-	-	-	-	-	-	-	0.00	0.00	0.00	-	0.03	-	-			2,150										
2,200	0.00	0.00	0.00	-	494.00	-	-	0.00	0.00	0.00	-	478.00	-	-			0.00	0.00	0.00	-	0.01	-	-	0.00	0.00	0.00	-	0.10	-	-			2,200										
2,250	0.00	0.00	0.00	-	444.00	-	-	0.00	0.00	0.00	-	428.00	-	-			0.00	0.00	0.00	-	0.01	-	-	0.00	0.00	0.00	-	0.29	-	-			2,250										
2,300	0.00	0.00	0.00	-	394.00	-	-	0.00	0.00	0.00	-	379.00	-	-			0.00	0.00	0.00	-	0.01	-	-	0.00	0.00	0.00	-	0.76	-	-			2,300										
2,350	0.00	0.00	0.00	-	344.00	-	-	0.00	0.00	0.00	-	330.00	-	-			0.00	0.00	0.00	-	0.01	-	-	0.00	0.00	0.00	-	1.80	-	-			2,350										
2,400	0.00	0.00	0.00	-	294.00	-	-	0.00	0.00	0.00	-	282.00	-	-			0.00	0.00	0.00	-	0.04	-	20	0.00	0.00	0.00	-	3.90	-	-			2,400										
2,450	0.00	0.00	0.00	-	244.00	-	40	0.00	0.00	0.00	-	236.00	-	-			0.00	0.00	0.00	-	0.25	-	-	0.00	0.00	0.00	-	7.80	-	-			2,450										
2,500	0.00	0.00	0.00	-	195.00	-	20	0.00	0.00	0.00	-	193.00	-	-			0.00	0.00	0.00	-	1.10	-	67	0.00	0.00	0.00	-	14.50	-	-			2,500										
2,550	0.00	0.00	0.00	-	148.00	-	60	0.00	0.00	0.00	-	153.00	-	-			9.00	0.00	3.00	3.00	3.00	10	175	0.00	0.00	0.00	-	24.50	-	17			2,550										
2,600	0.00	0.00	0.00	-	104.00	-	21	0.00	0.00	0.00	-	118.00	-	-			7.00	0.00	6.00	6.00	6.00	9	164	29.00	29.00	29.00	29.00	29.00	9	6			2,600										
2,650	0.00	0.00	0.00	-	67.50	-	30	0.00	0.00	0.00	-	88.00	-	20			0.00	0.00	0.00	-	23.25	-	143	0.00	0.00	0.00	-	59.00	-	-			2,650										
2,700	0.00	0.00	0.00	-	39.25	-	285	0.00	0.00	0.00	-	63.00	-	20			0.00	0.00	0.00	-	45.00	-	60	0.00	0.00	0.00	-	84.00	-	1			2,700										
2,750	36.75	36.75	36.75	36.75	36.75	2	22	58.50	58.50	52.50	52.50	52.50	6	17			0.00	36.75	0.00	-	76.00	-	21	0.00	0.00	0.00	-	115.00	-	2			2,750										
2,800	13.50	13.50	13.50	13.50	13.50	10	50	0.00	0.00	0.00	-	29.25	-	-			0.00	13.50	0.00	-	115.00	-	-	0.00	0.00	0.00	-	150.00	-	-			2,800										
2,850	0.00	0.00	0.00	-	3.70	-	-	0.00	0.00	0.00	-	18.75	-	-			0.00	0.00	0.00	-	159.00	-	-	0.00	0.00	0.00	-	189.00	-	-			2,850										
2,900	0.00	0.00	0.00	-	1.30	-	-	0.00	0.00	0.00	-	11.50	-	-			0.00	0.00	0.00	-	207.00	-	-	0.00	0.00	0.00	-	232.00	-	-			2,900										
2,950	0.00	0.00	0.00	-	0.38	-	-	0.00	0.00	0.00	-	6.90	-	-			0.00	0.00	0.00	-	256.00	-	-	0.00	0.00	0.00	-	277.00	-	-			2,950										
3,000	0.00	0.00	0.00	-	0.10	-	-	0.00	0.00	0.00	-	3.90	-	-			0.00	0.00	0.00	-	306.00	-	-	0.00	0.00	0.00	-	324.00	-	-			3,000										
Totals:						12	528							6	57	0	0							19	650							9	26	0	0								
Number of Trades:						2								2		0								10								3		0									

Hellenic Exchanges – Athens Stock Exchange S.A.

Market Analysis & Communication Unit

Section 7, 1/1

ALPHA SERVICES HOLD (CR)

(Contract Size: 100 Securities, Exercise Style: American, Physical Delivery)

Call Options																Put Options																				
May 2023								June 2023								Other Months		May 2023								June 2023								Other Months		
Exercise Price	Open price	Price max	Price min	Last price	Closing price	Volume	Open Interest	Open price	Price max	Price min	Last price	Closing price	Volume	Open Interest	Volume	Open Interest	Open price	Price max	Price min	Last price	Closing price	Volume	Open Interest	Open price	Price max	Price min	Last price	Closing price	Volume	Open Interest	Volume	Open Interest	Exercise Price			
0.500						-	-	0.000	0.000	0.000		0.661	-	-									-	-	0.000	0.000	0.000		0.001	-	-			0.005		
0.550						-	-	0.000	0.000	0.000		0.611	-	-									-	-	0.000	0.000	0.000		0.001	-	-			0.006		
0.600						-	-	0.000	0.000	0.000		0.561	-	-									-	-	0.000	0.000	0.000		0.001	-	-			0.006		
0.650						-	-	0.000	0.000	0.000		0.512	-	-									-	-	0.000	0.000	0.000		0.001	-	-			0.007		
0.700						-	-	0.000	0.000	0.000		0.462	-	-									-	-	0.000	0.000	0.000		0.001	-	-			0.007		
0.750						-	-	0.000	0.000	0.000		0.412	-	-									-	-	0.000	0.000	0.000		0.002	-	-			0.008		
0.800	0.000	0.000	0.000		0.361	-	-	0.000	0.000	0.000		0.362	-	-			0.000	0.000	0.000		0.001	-	-	0.000	0.000	0.000		0.001	-	-			0.008			
0.850	0.000	0.000	0.000		0.311	-	-	0.000	0.000	0.000		0.313	-	-			0.000	0.000	0.000		0.001	-	-	0.000	0.000	0.000		0.001	-	-			0.009			
0.900	0.000	0.000	0.000		0.261	-	-	0.000	0.000	0.000		0.264	-	-			0.000	0.000	0.000		0.001	-	-	0.000	0.000	0.000		0.002	-	-			0.009			
0.950	0.000	0.000	0.000		0.213	-	-	0.000	0.000	0.000		0.217	-	-			0.000	0.000	0.000		0.002	-	-	0.000	0.000	0.000		0.005	-	-			0.010			
1.000	0.000	0.000	0.000		0.167	-	7	0.000	0.000	0.000		0.173	-	-			0.000	0.000	0.000		0.007	-	-	0.000	0.000	0.000		0.011	-	-			0.010			
1.100	0.000	0.000	0.000		0.090	-	-	0.000	0.000	0.000		0.100	-	-			0.000	0.000	0.000		0.029	-	20	0.000	0.000	0.000		0.037	-	-			0.011			
1.200	0.000	0.000	0.000		0.038	-	2	0.000	0.000	0.000		0.049	-	-			0.000	0.000	0.000		0.078	-	-	0.000	0.000	0.000		0.087	-	-			0.012			
1.300	0.000	0.000	0.000		0.014	-	-	0.000	0.000	0.000		0.021	-	-			0.000	0.000	0.000		0.153	-	-	0.000	0.000	0.000		0.159	-	-			0.013			
1.400	0.000	0.000	0.000		0.004	-	-	0.000	0.000	0.000		0.008	-	-			0.000	0.000	0.000		0.243	-	-	0.000	0.000	0.000		0.246	-	-			0.014			
1.500	0.000	0.000	0.000		0.001	-	-	0.000	0.000	0.000		0.003	-	-			0.000	0.000	0.000		0.340	-	-	0.000	0.000	0.000		0.341	-	-			0.015			
1.600	0.000	0.000	0.000		0.002	-	-	0.000	0.000	0.000		0.001	-	-			0.000	0.000	0.000		0.440	-	-	0.000	0.000	0.000		0.440	-	-			0.016			
1.700	0.000	0.000	0.000		0.001	-	-	0.000	0.000	0.000		0.001	-	-			0.000	0.000	0.000		0.540	-	-	0.000	0.000	0.000		0.540	-	-			0.017			
1.800	0.000	0.000	0.000		0.001	-	-	0.000	0.000	0.000		0.002	-	-			0.000	0.000	0.000		0.640	-	-	0.000	0.000	0.000		0.640	-	-			0.018			
1.900	0.000	0.000	0.000		0.001	-	-	0.000	0.000	0.000		0.001	-	-			0.000	0.000	0.000		0.740	-	-	0.000	0.000	0.000		0.740	-	-			0.019			
2.000	0.000	0.000	0.000		0.001	-	-	0.000	0.000	0.000		0.002	-	-			0.000	0.000	0.000		0.840	-	-	0.000	0.000	0.000		0.840	-	-			0.020			
Totals:						0	9							0	0	0	0							0	20	0	20	0	0							
Number of Trades:						0								0		0							0.00								0		0			

NATIONAL BANK (CR)

(Contract Size: 100 Securities, Exercise Style: American, Physical Delivery)

Call Options																Put Options																									
May 2023								June 2023								Other Months		May 2023								June 2023								Other Months							
Exercise Price	Open price	Price max	Price min	Last price	Closing price	Volume	Open Interest	Open price	Price max	Price min	Last price	Closing price	Volume	Open Interest	Volume	Open Interest	Open price	Price max	Price min	Last price	Closing price	Volume	Open Interest	Open price	Price max	Price min	Last price	Closing price	Volume	Open Interest	Volume	Open Interest	Exercise Price								
1.900						-	-	0.000	0.000	0.000		3.06	-	-								-	-	0.000	0.000	0.000		0.001	-	-				0.019							
2.000						-	-	0.000	0.000	0.000		2.96	-	-								-	-	0.000	0.000	0.000		0.002	-	-				0.020							
2.200						-	-	0.000	0.000	0.000		2.77	-	-								-	-	0.000	0.000	0.000		0.001	-	-				0.022							
2.400						-	-	0.000	0.000	0.000		2.57	-	-								-	-	0.000	0.000	0.000		0.001	-	-				0.024							
2.600						-	-	0.000	0.000	0.000		2.37	-	-								-	-	0.000	0.000	0.000		0.001	-	-				0.026							
2.800						-	-	0.000	0.000	0.000		2.17	-	-								-	-	0.000	0.000	0.000		0.001	-	-				0.028							
3.000						-	-	0.000	0.000	0.000		1.97	-	-								-	-	0.000	0.000	0.000		0.001	-	-				0.030							
3.200	0.000	0.000	0.000		1.76	-	-	0.000	0.000	0.000		1.77	-	-			0.000	0.000	0.000		0.001	-	-	0.000	0.000	0.000		0.001	-	-				0.032							
3.400	0.000	0.000	0.000		1.56	-	-	0.000	0.000	0.000		1.57	-	-			0.000	0.000	0.000		0.001	-	-	0.000	0.000	0.000		0.001	-	-				0.034							
3.600	0.000	0.000	0.000		1.36	-	-	0.000	0.000	0.000		1.37	-	-			0.000	0.000	0.000		0.001	-	-	0.000	0.000	0.000		0.002	-	-				0.036							
3.800	0.000	0.000	0.000		1.16	-	-	0.000	0.000	0.000		1.18	-	-			0.000	0.000	0.000		0.001	-	-	0.000	0.000	0.000		0.006	-	-				0.038							
4.000	0.000	0.000	0.000		0.963	-	-	0.000	0.000	0.000		0.986	-	-			0.000	0.000	0.000		0.001	-	-	0.000	0.000	0.000		0.016	-	-				0.040							
4.400	0.000	0.000	0.000		0.571	-	-	0.000	0.000	0.000		0.638	-	-			0.000	0.000	0.000		0.008	-	2	0.000	0.000	0.000		0.068	-	-				0.044							
4.800	0.000	0.000	0.000		0.243	-	8	0.000	0.000	0.000		0.367	-	-			0.000	0.000	0.000		0.079	-	-	0.000	0.000	0.000		0.196	-	-				0.048							
5.200	0.000	0.000	0.000		0.062	-	-	0.000	0.000	0.000		0.184	-	-			0.000	0.000	0.000		0.299	-	-	0.000	0.000	0.000		0.413	-	-				0.052							
5.600	0.000	0.000	0.000		0.009	-	-	0.000	0.000	0.000		0.080	-	-			0.000	0.000	0.000		0.646	-	-	0.000	0.000	0.000		0.710	-	-				0.056							
6.000	0.000	0.000	0.000		0.001	-	-	0.000	0.000	0.000		0.032	-	-			0.000	0.000	0.000		1.04	-	-	0.000	0.000	0.000		1.06	-	-				0.060							
6.400	0.000	0.000	0.000		0.002	-	-	0.000	0.000	0.000		0.011	-	-			0.000	0.000	0.000		1.44	-	-	0.000	0.000	0.000		1.44	-	-				0.064							
6.800	0.000	0.000	0.000		0.001	-	-	0.000	0.000	0.000		0.003	-	-			0.000	0.000	0.000		1.84	-	-	0.000	0.000	0.000		1.84	-	-				0.068							
7.200	0.000	0.000	0.000		0.001	-	-	0.000	0.000	0.000		0.001	-	-			0.000	0.000	0.000		2.24	-	-	0.000	0.000	0.000		2.24	-	-				0.072							
7.600	0.000	0.000	0.000		0.001	-	-	0.000	0.000	0.000		0.001	-	-			0.000	0.000	0.000		2.64	-	-	0.000	0.000	0.000		2.64	-	-				0.076							
Totals:						0	8							0	0	0	0							0	2							0	270	0	0						
Number of Trades:						0							0	0							0.00							0							0						

OPAP (CR)

(Contract Size: 100 Securities, Exercise Style: American, Physical Delivery)

Call Options															Put Options																				
May 2023								June 2023								Other Months		May 2023								June 2023								Other Months	
Exerise Price	Open price	Price max	Price min	Last price	Closing price	Volume	Open Interest	Open price	Price max	Price min	Last price	Closing price	Volume	Open Interest	Volume	Open Interest	Open price	Price max	Price min	Last price	Closing price	Volume	Open Interest	Open price	Price max	Price min	Last price	Closing price	Volume	Open Interest	Volume	Open Interest	Exerise Price		
8.800						-	-	0.000	0.000	0.000		7.18	-	-								-	-	0.000	0.000	0.000		0.001	-	-			0.088		
9.200						-	-	0.000	0.000	0.000		6.78	-	-								-	-	0.000	0.000	0.000		0.001	-	-			0.092		
9.600	0.000	0.000	0.000		6.37	-	-	0.000	0.000	0.000		6.38	-	-			0.000	0.000	0.000		0.001	-	-	0.000	0.000	0.000		0.001	-	-			0.096		
10.000	0.000	0.000	0.000		5.97	-	-	0.000	0.000	0.000		5.98	-	-			0.000	0.000	0.000		0.001	-	-	0.000	0.000	0.000		0.001	-	-			0.100		
11.000	0.000	0.000	0.000		4.97	-	-	0.000	0.000	0.000		4.99	-	-			0.000	0.000	0.000		0.001	-	-	0.000	0.000	0.000		0.001	-	-			0.110		
12.000	0.000	0.000	0.000		3.97	-	-	0.000	0.000	0.000		3.99	-	-			0.000	0.000	0.000		0.001	-	-	0.000	0.000	0.000		0.001	-	-			0.120		
13.000	0.000	0.000	0.000		2.97	-	-	0.000	0.000	0.000		3.00	-	-			0.000	0.000	0.000		0.002	-	-	0.000	0.000	0.000		0.007	-	-			0.130		
14.000	0.000	0.000	0.000		1.97	-	-	0.000	0.000	0.000		2.04	-	-			0.000	0.000	0.000		0.001	-	20	0.000	0.000	0.000		0.050	-	-			0.140		
15.000	0.000	0.000	0.000		1.01	-	-	0.000	0.000	0.000		1.21	-	-			0.000	0.000	0.000		0.034	-	32	0.000	0.000	0.000		0.218	-	-			0.150		
16.000	0.000	0.000	0.000		0.293	-	11	0.000	0.000	0.000		0.600	-	-			0.000	0.000	0.000		0.322	-	-	0.000	0.000	0.000		0.606	-	-			0.160		
17.000	0.000	0.000	0.000		0.036	-	-	0.000	0.000	0.000		0.247	-	-			0.000	0.000	0.000		1.07	-	-	0.000	0.000	0.000		1.25	-	-			0.170		
18.000	0.000	0.000	0.000		0.002	-	-	0.000	0.000	0.000		0.082	-	-			0.000	0.000	0.000		2.04	-	-	0.000	0.000	0.000		2.09	-	-			0.180		
19.000	0.000	0.000	0.000		0.001	-	-	0.000	0.000	0.000		0.022	-	-			0.000	0.000	0.000		3.04	-	-	0.000	0.000	0.000		3.04	-	-			0.190		
20.000	0.000	0.000	0.000		0.001	-	-	0.000	0.000	0.000		0.005	-	-			0.000	0.000	0.000		4.04	-	-	0.000	0.000	0.000		4.04	-	-			0.200		
22.000	0.000	0.000	0.000		0.001	-	-	0.000	0.000	0.000		0.001	-	-			0.000	0.000	0.000		6.04	-	-	0.000	0.000	0.000		6.04	-	-			0.220		
Totals:						0	11							0	0	0	0							0	52							0	0	0	0
Number of Trades:						0								0		0							0.00								0		0		

OTE (CR)

(Contract Size: 100 Securities, Exercise Style: American, Physical Delivery)

Call Options															Put Options																		
May 2023							June 2023							Other Months	May 2023							June 2023							Other Months				
Exerise Price	Open price	Price max	Price min	Last price	Closing price	Volume	Open Interest	Open price	Price max	Price min	Last price	Closing price	Volume	Open Interest	Volume	Open Interest	Open price	Price max	Price min	Last price	Closing price	Volume	Open Interest	Open price	Price max	Price min	Last price	Closing price	Volume	Open Interest	Volume	Open Interest	Exerise Price
9.200	0.000	0.000	0.000		4.11	-	-	0.000	0.000	0.000		4.12	-	-			0.000	0.000	0.000		0.001	-	-	0.000	0.000	0.000		0.001	-	-			0.092
9.600	0.000	0.000	0.000		3.71	-	-	0.000	0.000	0.000		3.72	-	-			0.000	0.000	0.000		0.001	-	-	0.000	0.000	0.000		0.001	-	-			0.096
10.000	0.000	0.000	0.000		3.31	-	-	0.000	0.000	0.000		3.32	-	-			0.000	0.000	0.000		0.001	-	-	0.000	0.000	0.000		0.001	-	-			0.100
11.000	0.000	0.000	0.000		2.31	-	-	0.000	0.000	0.000		2.33	-	-			0.000	0.000	0.000		0.003	-	-	0.000	0.000	0.000		0.005	-	-			0.110
12.000	0.000	0.000	0.000		1.31	-	-	0.000	0.000	0.000		1.39	-	-			0.000	0.000	0.000		0.005	-	-	0.000	0.000	0.000		0.062	-	-			0.120
13.000	0.000	0.000	0.000		0.457	-	-	0.000	0.000	0.000		0.642	-	-			0.000	0.000	0.000		0.147	-	4	0.000	0.000	0.000		0.314	-	-			0.130
14.000	0.000	0.000	0.000		0.063	-	-	0.000	0.000	0.000		0.214	-	-			0.000	0.000	0.000		0.755	-	-	0.000	0.000	0.000		0.887	-	-			0.140
15.000	0.000	0.000	0.000		0.003	-	-	0.000	0.000	0.000		0.051	-	-			0.000	0.000	0.000		1.70	-	-	0.000	0.000	0.000		1.73	-	-			0.150
16.000	0.000	0.000	0.000		0.001	-	-	0.000	0.000	0.000		0.009	-	-			0.000	0.000	0.000		2.70	-	-	0.000	0.000	0.000		2.70	-	-			0.160
17.000	0.000	0.000	0.000		0.001	-	-	0.000	0.000	0.000		0.001	-	-			0.000	0.000	0.000		3.70	-	-	0.000	0.000	0.000		3.70	-	-			0.170
18.000	0.000	0.000	0.000		0.001	-	-	0.000	0.000	0.000		0.001	-	-			0.000	0.000	0.000		4.70	-	-	0.000	0.000	0.000		4.70	-	-			0.180
19.000	0.000	0.000	0.000		0.001	-	-	0.000	0.000	0.000		0.001	-	-			0.000	0.000	0.000		5.70	-	-	0.000	0.000	0.000		5.70	-	-			0.190
20.000	0.000	0.000	0.000		0.001	-	-	0.000	0.000	0.000		0.001	-	-			0.000	0.000	0.000		6.70	-	-	0.000	0.000	0.000		6.70	-	-			0.200
22.000						-	-	0.000	0.000	0.000		0.001	-	-								-	-	0.000	0.000	0.000		8.70	-	-			0.220
24.000						-	-	0.000	0.000	0.000		0.001	-	-								-	-	0.000	0.000	0.000		10.70	-	-			0.240
Totals:							0	0				0	0	0	0							0	4					0	0	0	0		
Number of Trades:							0					0		0								0.00					0		0				

PIRAEUS FINANCIAL HOLD (CR)

(Contract Size: 100 Securities, Exercise Style: American, Physical Delivery)

Call Options															Put Options																					
May 2023								June 2023								Other Months		May 2023								June 2023								Other Months		
Exercise Price	Open price	Price max	Price min	Last price	Closing price	Volume	Open Interest	Open price	Price max	Price min	Last price	Closing price	Volume	Open Interest	Volume	Open Interest	Open price	Price max	Price min	Last price	Closing price	Volume	Open Interest	Open price	Price max	Price min	Last price	Closing price	Volume	Open Interest	Volume	Open Interest	Exercise Price			
0.500						-	-	0.000	0.000	0.000		1.84	-	-								-	-	0.000	0.000	0.000		0.001	-	-			0.005			
0.550						-	-	0.000	0.000	0.000		1.79	-	-								-	-	0.000	0.000	0.000		0.001	-	-			0.006			
0.600						-	-	0.000	0.000	0.000		1.74	-	-								-	-	0.000	0.000	0.000		0.001	-	-			0.006			
0.650						-	-	0.000	0.000	0.000		1.69	-	-								-	-	0.000	0.000	0.000		0.001	-	-			0.007			
0.700						-	-	0.000	0.000	0.000		1.64	-	-								-	-	0.000	0.000	0.000		0.001	-	-			0.007			
0.750						-	-	0.000	0.000	0.000		1.59	-	-								-	-	0.000	0.000	0.000		0.001	-	-			0.008			
0.800						-	-	0.000	0.000	0.000		1.54	-	-								-	-	0.000	0.000	0.000		0.001	-	-			0.008			
0.850						-	-	0.000	0.000	0.000		1.49	-	-								-	-	0.000	0.000	0.000		0.001	-	-			0.009			
0.900						-	-	0.000	0.000	0.000		1.44	-	-								-	-	0.000	0.000	0.000		0.001	-	-			0.009			
0.950						-	-	0.000	0.000	0.000		1.39	-	-								-	-	0.000	0.000	0.000		0.001	-	-			0.010			
1.000						-	-	0.000	0.000	0.000		1.34	-	-								-	-	0.000	0.000	0.000		0.001	-	-			0.010			
1.100						-	-	0.000	0.000	0.000		1.24	-	-								-	-	0.000	0.000	0.000		0.001	-	-			0.011			
1.200						-	-	0.000	0.000	0.000		1.14	-	-								-	-	0.000	0.000	0.000		0.001	-	-			0.012			
1.300	0.000	0.000	0.000		1.04	-	-	0.000	0.000	0.000		1.04	-	-			0.000	0.000	0.000		0.001	-	-	0.000	0.000	0.000		0.001	-	-			0.013			
1.400	0.000	0.000	0.000		0.941	-	-	0.000	0.000	0.000		0.943	-	-			0.000	0.000	0.000		0.001	-	-	0.000	0.000	0.000		0.001	-	-			0.014			
1.500	0.000	0.000	0.000		0.841	-	-	0.000	0.000	0.000		0.844	-	-			0.000	0.000	0.000		0.001	-	-	0.000	0.000	0.000		0.002	-	-			0.015			
1.600	0.000	0.000	0.000		0.741	-	-	0.000	0.000	0.000		0.744	-	-			0.000	0.000	0.000		0.001	-	-	0.000	0.000	0.000		0.001	-	-			0.016			
1.700	0.000	0.000	0.000		0.641	-	-	0.000	0.000	0.000		0.646	-	-			0.000	0.000	0.000		0.001	-	-	0.000	0.000	0.000		0.002	-	-			0.017			
1.800	0.000	0.000	0.000		0.541	-	-	0.000	0.000	0.000		0.550	-	-			0.000	0.000	0.000		0.003	-	-	0.000	0.000	0.000		0.006	-	-			0.018			
1.900	0.000	0.000	0.000		0.442	-	-	0.000	0.000	0.000		0.459	-	-			0.000	0.000	0.000		0.008	-	-	0.000	0.000	0.000		0.014	-	-			0.019			
2.000	0.000	0.000	0.000		0.344	-	-	0.000	0.000	0.000		0.373	-	-			0.000	0.000	0.000		0.002	-	-	0.000	0.000	0.000		0.029	-	-			0.020			
2.200	0.000	0.000	0.000		0.167	-	3	0.000	0.000	0.000		0.228	-	2			0.000	0.000	0.000		0.025	-	20	0.000	0.000	0.000		0.083	-	-			0.022			
2.400	0.000	0.000	0.000		0.053	-	-	0.000	0.000	0.000		0.125	-	-			0.000	0.000	0.000		0.111	-	-	0.000	0.000	0.000		0.179	-	-			0.024			
2.600	0.000	0.000	0.000		0.010	-	-	0.000	0.000	0.000		0.061	-	-			0.000	0.000	0.000		0.269	-	-	0.000	0.000	0.000		0.316	-	-			0.026			
2.800	0.000	0.000	0.000		0.001	-	-	0.000	0.000	0.000		0.026	-	-			0.000	0.000	0.000		0.460	-	-	0.000	0.000	0.000		0.482	-	-			0.028			
3.000	0.000	0.000	0.000		0.003	-	-	0.000	0.000	0.000		0.011	-	-			0.000	0.000	0.000		0.660	-	-	0.000	0.000	0.000		0.667	-	-			0.030			
3.200	0.000	0.000	0.000		0.001	-	-	0.000	0.000	0.000		0.004	-	-			0.000	0.000	0.000		0.860	-	-	0.000	0.000	0.000		0.861	-	-			0.032			
3.400	0.000	0.000	0.000		0.002	-	-	0.000	0.000	0.000		0.001	-	-			0.000	0.000	0.000		1.06	-	-	0.000	0.000	0.000		1.06	-	-			0.034			
Totals:						0	3							0	2	0	0							0	20							0	3	0	0	
Number of Trades:						0								0		0								0.00								0		0		

PPC (CR)

(Contract Size: 100 Securities, Exercise Style: American, Physical Delivery)

Call Options															Put Options																					
May 2023								June 2023								Other Months		May 2023								June 2023								Other Months		
Exercise Price	Open price	Price max	Price min	Last price	Closing price	Volume	Open Interest	Open price	Price max	Price min	Last price	Closing price	Volume	Open Interest	Volume	Open Interest	Open price	Price max	Price min	Last price	Closing price	Volume	Open Interest	Open price	Price max	Price min	Last price	Closing price	Volume	Open Interest	Volume	Open Interest	Exercise Price			
3.400						-	-	0.000	0.000	0.000		4.53	-	-								-	-	0.000	0.000	0.000		0.001	-	-			0.034			
3.600						-	-	0.000	0.000	0.000		4.33	-	-								-	-	0.000	0.000	0.000		0.001	-	-			0.036			
3.800						-	-	0.000	0.000	0.000		4.13	-	-								-	-	0.000	0.000	0.000		0.001	-	-			0.038			
4.000						-	-	0.000	0.000	0.000		3.93	-	-								-	-	0.000	0.000	0.000		0.001	-	-			0.040			
4.400						-	-	0.000	0.000	0.000		3.53	-	-								-	-	0.000	0.000	0.000		0.001	-	-			0.044			
4.800						-	-	0.000	0.000	0.000		3.13	-	-								-	-	0.000	0.000	0.000		0.001	-	-			0.048			
5.200						-	-	0.000	0.000	0.000		2.73	-	-								-	-	0.000	0.000	0.000		0.001	-	-			0.052			
5.600	0.000	0.000	0.000		2.32	-	-	0.000	0.000	0.000		2.33	-	-			0.000	0.000	0.000		0.001	-	-	0.000	0.000	0.000		0.001	-	-			0.056			
6.000	0.000	0.000	0.000		1.92	-	-	0.000	0.000	0.000		1.94	-	-			0.000	0.000	0.000		0.001	-	-	0.000	0.000	0.000		0.005	-	-			0.060			
6.400	0.000	0.000	0.000		1.53	-	-	0.000	0.000	0.000		1.55	-	-			0.000	0.000	0.000		0.001	-	-	0.000	0.000	0.000		0.020	-	-			0.064			
6.800	0.000	0.000	0.000		1.13	-	-	0.000	0.000	0.000		1.19	-	-			0.000	0.000	0.000		0.004	-	1	0.000	0.000	0.000		0.056	-	-			0.068			
7.200	0.000	0.000	0.000		0.753	-	-	0.000	0.000	0.000		0.870	-	-			0.000	0.000	0.000		0.028	-	4	0.000	0.000	0.000		0.133	-	-			0.072			
7.600	0.000	0.000	0.000		0.432	-	55	0.764	0.764	0.763	0.763	0.763	10	-			0.000	0.000	0.000		0.106	-	-	0.000	0.000	0.000		0.260	-	-			0.076			
8.000	0.000	0.000	0.000		0.206	-	50	0.000	0.000	0.000		0.388	-	-			0.000	0.000	0.000		0.280	-	5	0.000	0.000	0.000		0.451	-	-			0.080			
8.400	0.000	0.000	0.000		0.079	-	11	0.000	0.000	0.000		0.238	-	-			0.000	0.000	0.000		0.553	-	-	0.000	0.000	0.000		0.700	-	-			0.084			
8.800	0.000	0.000	0.000		0.024	-	5	0.000	0.000	0.000		0.136	-	-			0.000	0.000	0.000		0.899	-	-	0.000	0.000	0.000		0.999	-	-			0.088			
9.200	0.000	0.000	0.000		0.006	-	-	0.000	0.000	0.000		0.072	-	-			0.000	0.000	0.000		1.28	-	-	0.000	0.000	0.000		1.34	-	-			0.092			
9.600	0.000	0.000	0.000		0.001	-	-	0.000	0.000	0.000		0.037	-	-			0.000	0.000	0.000		1.68	-	-	0.000	0.000	0.000		1.70	-	-			0.096			
10.000	0.000	0.000	0.000		0.001	-	-	0.000	0.000	0.000		0.018	-	-			0.000	0.000	0.000		2.08	-	-	0.000	0.000	0.000		2.09	-	-			0.100			
11.000	0.000	0.000	0.000		0.001	-	-	0.000	0.000	0.000		0.002	-	-			0.000	0.000	0.000		3.08	-	-	0.000	0.000	0.000		3.08	-	-			0.110			
Totals:						0	121							10	0	0	0							0	10							0	3	0	0	
Number of Trades:						0								2		0								0.00								0		0		

Lending Products	Underlying Title	Multilateral Transactions[1]					Bilateral Transactions[2]		Stock Borrowing through OTC (volume)[3]
		Open Interest[5]	Volume(Offered)	Average Weighted	Transactions volume	Average Weighted	Transactions Volume	Average Weighted	Transactions Volume
ADMIEBOR	ADMIE (IPTO) HOLDING S.A. (CR)	---	---	---	---	---	---	---	529,953
AEGNBOR	AEGEAN AIRLINES (CR)	3,000	---	---	---	---	---	---	24,340
ALPHABOR	ALPHA SERVICES HOLD (CR)	---	---	---	---	---	---	---	59,331,870
ALMYBOR	ALUMIL (CR)	---	---	---	---	---	---	---	---
OTOELBOR	AUTOHELLAS SA (CR)	11,360	---	---	---	---	---	---	46,960
AVAXBOR	AVAX S.A. (CR)	---	---	---	---	---	---	---	---
EEEBOR	CC HBC AG (CR)	8,986	---	---	---	---	---	---	41,108
CENERBOR	CENERGY HOLDINGS (CB)	---	---	---	---	---	---	---	---
ELLAKTORBOR	ELLAKTOR (CR)	9,960	---	---	---	---	---	---	14,176
ELHABOR	ELVALHALCOR (CR)	31,089	---	---	---	---	---	---	64,887
EUROBBOR	EUROBANK HOLDINGS (CR)	157,211	---	---	56	---	---	---	34,076,283
EYDAPBOR	EYDAP S.A. (CR)	18,281	---	---	---	---	---	---	181,574
FFGRPBOR	FOLLI FOLLIE (CR)	---	---	---	---	---	---	---	886,310
FOYRKBOR	FOURLIS (CR)	---	---	---	---	---	---	---	31,786
GEKTERNABOR	GEK TERNA (CR)	---	---	---	---	---	---	---	1,350
SARBOR	GR. SARANTIS S.A. (CR)	564	---	---	---	---	---	---	44,346
EXAEBOR	HELLENIC EXCHANGES-A.S.E. (CR)	1,000	---	---	---	---	---	---	163,401
ELPEBOR	HELLENIQ ENERGY (CR)	1	---	---	---	---	---	---	398,955
INTRKBOR	INTRACOM HOLDINGS (CR)	---	---	---	---	---	---	---	---
INKATBOR	INTRAKAT (CR)	---	---	---	---	---	---	---	---
BELABOR	JUMBO SA (CR)	52,132	---	---	---	---	---	---	348,046
LAMDABOR	LAMDA DEVELOPMENT SA (CR)	1,947	---	---	---	---	---	---	488,763
MIGBOR	MIG (CR)	---	---	---	1,000	---	---	---	1,206,978
MOHBOR	MOTOR OIL (CR)	41,502	---	---	---	---	---	---	1,519,640
MYTILBOR	MYTILINEOS (CR)	6,534	---	---	---	---	---	---	118,488
ETEBOR	NATIONAL BANK (CR)	1,500	---	---	---	---	---	---	9,966,601
OPAPBOR	OPAP (CR)	2,000	---	---	---	---	---	---	1,430,101
HTOBOR	OTE (CR)	437	---	---	---	---	---	---	1,164,848
PPABOR	P.P.A. S.A. (CR)	3,250	---	---	---	---	---	---	65,287
TPEIRBOR	PIRAEUS FINANCIAL HOLD (CR)	5,000	---	---	16,330	---	---	---	928,744
PPCBOR	PPC (CR)	3,000	---	---	---	---	---	---	1,716,909

Stock Lending Notes

- [1] - Multilateral contracts Lending or Borrowing as per Methods 8-1, 8-2 and 8-3-3 (According to ATHEX BoD Resolution No.17)
- [2] - Bilateral Contracts Lending or Borrowing as per Methods 8-3-1 and 8-3-2 (According to ATHEX BoD Resolution No.20)
- [3] - The information concerning OTC Stock Borrowing Transactions is based on the statements of the Dematerialised Securities System (DSS) operators involved and refers to volumes that have been registered up until the previous working day.
- [4] - Average Price (Volume weighted)
- [5] - The Data concerning Open Interest before the start of trading session

Lending Products	Underlying Title	Multilateral Transactions[1]					Bilateral Transactions[2]		Stock Borrowing through OTC (volume)[3]
		Open Interest[5]	Volume(Offered)	Average Weighted	Transactions volume	Average Weighted	Transactions Volume	Average Weighted	Transactions Volume
QUALBOR	QUALITY & RELIABILITY SA (CR)	---	---	---	---	---	---	---	---
QUESTBOR	QUEST HOLDINGS (CR)	11,143	---	---	---	---	---	---	68,355
TENERGYBOR	TERNA ENERGY (CR)	---	---	---	---	---	---	---	132,869
TITCBOR	TITAN CEMENT (CB)	3,401	---	---	---	---	---	---	349,310
VIOBOR	VIOHALCO SA/NV (CB)	21,477	---	---	---	---	---	---	---

Stock Lending Notes

[1] - Multilateral contracts Lending or Borrowing as per Methods 8-1, 8-2 and 8-3-3 (According to ATHEX BoD Resolution No.17)

[2] - Billateral Contracts Lending or Borrowing as per Methods 8-3-1 and 8-3-2 (According to ATHEX BoD Resolution No.20)

[3] - The information concerning OTC Stock Borrowing Transactions is based on the statements of the Dematerialised Securities System (DSS) operators involved and refers to volumes that have been registered up until the previous working day.

[4] - Average Price (Volume weighted)

[5] - The Data concerning Open Interest before the start of trading session

Sectors codification for listed companies

12003 -	ETF	10101010	Computer Services
10101015	Software	10102030	Computer Hardware
15101010	Telecommunications Equipment	15102015	Telecommunications Services
20101010	Health Care Facilities	20101025	Health Care Services
20102010	Medical Equipment	20103015	Pharmaceuticals
30101010	Banks	30202000	Diversified Financial Services
30202010	Asset Managers & Custodians	30202015	Investment Services
30204000	Closed End Investments	30302010	Full Line Insurance
30302015	Insurance Brokers	30302025	Property and Casualty Insurance
35101010	Real Estate Holding and Development	35101015	Real Estate Services
35102000	Diversified REITs	35102030	Office REITs
40201040	Rental & Leasing Services: Consumer	40202010	Home Construction
40202015	Household Furnishings	40202020	Household Appliance
40203040	Electronic Entertainment	40203045	Toys
40204020	Clothing & Accessories	40301010	Entertainment
40301030	Publishing	40301035	Radio & TV Broadcasters
40401010	Diversified Retailers	40401020	Apparel Retailers
40401025	Home Improvement Retailers	40401030	Specialty Retailers
40501010	Airlines	40501015	Travel & Tourism
40501020	Casinos & Gambling	40501025	Hotels & Motels
45101015	Distillers & Vintners	45101020	Soft Drinks
45102010	Farming Fishing Ranching & Plantations	45102020	Food Products
45103010	Tobacco	45201010	Food Retailers & Wholesalers
45201020	Personal Products	50101010	Construction
50101020	Building Roof/Wallboard and Plumbing	50101030	Cement
50101035	Building Materials: Other	50202010	Electrical Components
50203000	Diversified Industrials	50203015	Plastics
50203030	Containers & Packaging	50204000	Machinery: Industrial
50204020	Machinery: Construction & Handling	50205010	Industrial Suppliers
50205020	Back Office Support HR & Consulting	50205030	Forms & Bulk Printing Services
50206015	Commercial Vehicles & Parts	50206030	Marine Transportation
50206060	Transportation Services	55101000	Diversified Materials
55101020	Textile Products	55102000	General Mining
55102010	Iron & Steel	55102015	Metal Fabricating
55102035	Aluminum	60101020	Oil Refining and Marketing
65101010	Alternative Electricity	65101015	Conventional Electricity
65102030	Water		



ATHEX
Athens Stock Exchange

Λεωφ. Αθηνών 110 104 42 Αθήνα
110, Athinon Ave. GR 104 42 Athens
tel. (+30)210-33.66.800, fax (+30)210-33.66.101
www.athexgroup.gr