


23

Ημερήσιο Δελτίο  
Συναλλακτικής Δραστηριότητας

Daily Official List  
of Trading Activity

Tuesday, 9 May, 2023

Year: 144 Trading Day No: 85



**ATHEXGROUP**  
Athens Exchange Group

**Disclaimer:**

Hellenic Exchanges-Athens Stock Exchange S.A. endeavours to ensure that the data and other material ("Information") presented on the Daily Official List are accurate and complete, but it is not liable for any errors or omissions of data or /and for the accuracy, credibility, updating and completeness of the aforesaid information nor it has any liability arising directly or indirectly from the use of the above Information.

The Company is not liable for the accuracy of the data included in listed companies' announcements. Only the sender of such an announcement is fully and solely liable for any infringement of third party's rights from the content of such announcement. All contents of the Daily Official List are provided only for information purposes and do not constitute investment advice or solicitation to invest in securities or other products listed for trading on the Exchange.

You acknowledge and agree that the Company is the owner of any property rights related to any Information appearing on the Daily Official List including intellectual property rights copyright, trademarks, etc.

The above data are a property of the Hellenic Exchanges-Athens Exchange and are copyright protected. Users are forbidden to reproduce, modify, copy, sale, transmit or redistribute, by all reproduction means and methods, part or the whole of the above data, without reference to their source.

The commercial exploitation of these data is, also, forbidden by third parties. Hellenic Exchanges-Athens Exchange does not carry any responsibility, direct or indirect, derived from usage or accidental alteration of the above data when used by third parties.

---

**Hellenic Exchanges – Athens Stock Exchange S.A.**

110 Athinon Ave., 10442 Athens, Tel: (210) 33.66.800, Fax: (210) 32.13.938

[www.athexgroup.gr](http://www.athexgroup.gr)

---

**Thessalonica Stock Exchange Center (T.S.E.C)**

16-18 Katouni Str., Thessalonica 546 25 Tel: (2310) 567.667, Fax: (2310) 530.545

---

**Athex Members Guarantee Fund**

14-16 Fidiou Str., Athens 106 78, Tel: (210) 33.04.682, Fax: (210) 33.04.155

---

**Hellenic Republic Capital Market Commission**

1 Kolokotroni Str. & 1 Stadiou Str., Athens 10562 Tel: (210) 33.77.100 Fax: (210) 33.77.173

---

**Table of Contents**

---

**Section 1: Statistical Figures of Securities, Derivatives and Lending**

Summary of Markets

Athex Indices

Analytic Figures for Athex Market's Boards and Categories

Trading Details by Athex Sectors and Financial Instruments (ETFs)

Top 10 best &amp; worst performing Shares

Derivatives Summary

**Section 2: Analytic Figures of Shares Transactions**

Analytic Figures of Shares Transactions

Shares' Notes

**Section 3: Figures of Securities Transactions**

Securities Blocks Details

Shares Rights Details

Stock Borrowing

Forced Sales Details

Forced Sales Registered Shares

Exchange Traded Funds (ETFs) Characteristics

**Section 5: Bonds traded in Fixed Income Assets Market**

Convertible Corporate Bonds - Regulated Market

Non Convertible Corporate Bonds - Regulated Market

Government Bonds

Treasury Bills &amp; Zero Coupon Government Bonds

Government Bonds Traded with the Open Outcry Method

State Banks Bonds

**Section 6: Additional Infos**

Athex &amp; ATHEXClear Members List

List of Stocks under Market Making operations

**Section 7: Derivatives Market Analytic Figures**

Index Futures

Stock Futures

Index Options

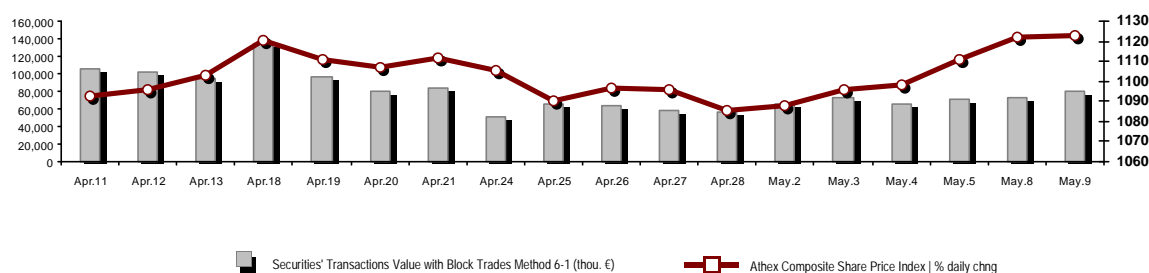
Stock Options

Stock Lending Analytic Figures

**Appendix A: Sectors codification for listed companies**

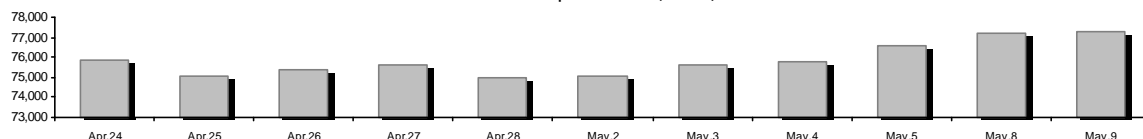
## Summary of Markets

Athex Composite Share Price Index vs Shares and Derivatives Transactions Value

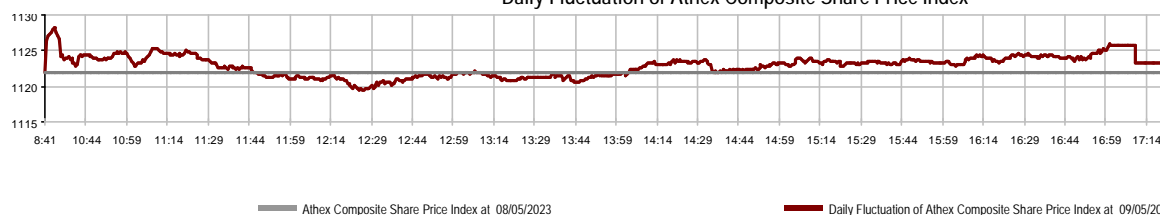


Athex Capitalisation (mill. €) **: 77,300.87			Derivatives Total Open Interest 411,610		
Daily change: mill. €   %	84.69	0.11%	in Index Futures   % daily chng	6,865	0.00%
Yearly Avg Capitalisation: mill. €   % chng prev year Avg	72,737.36	15.35%	in Stock Futures   % daily chng	402,902	0.00%
Athex Composite Share Price Index   % daily chng	1,123.20	0.12%	in Index Options   % daily chng	1,275	0.00%
Athex Composite Share Price Index Capitalisation (mill. €)	70,025.82		in Stock Options   % daily chng	568	0.00%
Daily change (mill. €)	130.53				
Securities' Transactions Value with Block Trades Method 6-1 (t 79,246.21			Derivatives Contracts Volume: 17,582		
Daily change: %	5,700.87	7.75%	Daily change: pieces   %	-15,652	-47.10%
YtD Avg Trans. Value: thou. €   % chng prev year Avg	101,928.95	41.08%	YtD Avg Derivatives Contracts % chng prev year Avg	46,159	34.37%
Blocks Transactions Value of Method 6-1 (thou. €)	14,805.00		Derivatives Trades Number: 1,036		
Blocks Transactions Value of Method 6-2 & 6-3 (thou. €)	37.71		Daily change: number   %	-696	-40.18%
Bonds Transactions Value (thou.€)	524.93		YtD Avg Trades number % chng prev year Avg	2,394	16.51%
Securities' Transactions Volume with Block Trades Method 6-1 (tho 25,124.49			Lending Total Open Interest 410,724		
Daily change: thou. pieces   %	69.05	0.28%	Daily change: pieces   %	-437	-0.11%
YtD Avg Volume: % chng prev year Avg	41,265.22	45.55%	Lending Volume (Multilateral/Bilateral)	2,000	
Blocks Transactions Volume of Method 6-1 (thou. Pieces)	4,263.66		Daily change: pieces   %	-15,386	
Blocks Transactions Volume of Method 6-2 & 6-3 (thou. Pieces)	16.35				
Bonds Transactions Volume	558,000		Multilateral Lending	2,000	
			Bilateral Lending	0	
Securities' Trades Number with Block Trades Method 6-1 26,525			Lending Trades Number: 5		
Daily change: number   %	-2,414	-8.34%	Daily change: %	-7	
YtD Avg Trades number % chng prev year Avg	35,806	21.72%	Multilateral Lending Trades Number	5	
Number of Blocks Method 6-1	19		Bilateral Lending Trades Number	0	
Number of Blocks Method 6-2 & 6-3	2				
Number of Bonds Transactions	127				

Athex Capitalisation (mill. €) \*\*



Daily Fluctuation of Athex Composite Share Price Index



## Athex Indices

Index name	09/05/2023	08/05/2023	pts.	%	Min	Max	Year min	Year max	Year change
Athex Composite Share Price Index	1,123.20 #	1,121.90	1.30	0.12%	1,119.46	1,128.26	929.79	1,140.96	20.80% #
Athex ESG Index	1,280.34 #	1,277.54	2.80	0.22%	1,274.52	1,284.94	1,057.52	1,311.72	21.05% #
FTSE/Athex Large Cap	2,735.63 #	2,728.69	6.94	0.25%	2,721.72	2,744.09	2,250.77	2,795.71	21.50% #
FTSE/Athex Mid Cap Index	1,649.37 €	1,652.65	-3.28	-0.20%	1,644.15	1,659.49	1,411.43	1,660.73	16.86% #
FTSE/ATHEX High Dividend Yield Index	3,435.15 #	3,422.66	12.49	0.36%	3,416.26	3,439.86	3,028.28	3,547.10	13.44% #
FTSE/ATHEX Global Traders Index Plus	3,163.22 #	3,158.26	4.96	0.16%	3,144.07	3,173.23	2,616.09	3,217.08	20.91% #
FTSE/ATHEX Mid & Small Cap Factor-Weighted Ind	4,876.04 €	4,882.13	-6.09	-0.12%	4,869.30	4,896.61	4,353.12	4,965.04	10.93% #
ATHEX Select Index Plus	3,650.34 €	3,654.11	-3.77	-0.10%	3,628.06	3,657.31	3,071.06	3,706.63	18.86% #
ATHEX Select Index	5,463.16 €	5,502.66	-39.50	-0.72%	5,440.22	5,517.99	4,343.88	6,091.85	25.77% #
FTSE/Athex Market Index	655.17 #	653.62	1.55	0.24%	652.61	657.79	539.21	662.70	21.47% #
Athex Composite Index Total Return Index	1,993.30 #	1,990.46	2.84	0.14%	1,986.68	2,002.28	1,641.17	2,015.89	21.46% #
FTSE/Athex Large Cap Total Return	4,398.82 #	4,387.66	11.16	0.25%			3,623.42	4,431.63	22.16% #
FTSE/Athex Mid Cap Total Return	2,174.64 €	2,178.96	-4.32	-0.20%			1,881.61	2,180.39	17.06% #
Hellenic Mid & Small Cap Index	1,582.60 €	1,584.43	-1.83	-0.12%	1,577.06	1,588.06	1,365.14	1,599.85	15.93% #
FTSE/Athex Banks	869.33 #	863.55	5.78	0.67%	859.09	871.20	640.09	954.15	35.71% #
FTSE/Athex Insurance	2,751.62 #	2,736.33	15.29	0.56%	2,736.33	2,751.62	2,652.26	3,042.07	-6.25% €
FTSE/Athex Financial Services	1,058.23 €	1,080.44	-22.21	-2.06%	1,043.48	1,080.44	672.72	1,375.02	54.39% #
FTSE/Athex Industrial Goods & Services	5,850.59 €	5,895.41	-44.82	-0.76%	5,834.19	5,914.96	4,603.86	6,374.93	26.13% #
FTSE/Athex Retail	1,127.46 €	1,139.79	-12.33	-1.08%	1,127.46	1,146.80	901.21	1,154.60	25.11% #
FTSE/ATHEX Real Estate	3,884.00 €	3,920.27	-36.27	-0.93%	3,876.08	3,941.20	3,783.96	4,461.05	-4.64% €
FTSE/Athex Consumer Goods & Services	12,638.85 #	12,379.96	258.89	2.09%	12,315.93	12,638.85	8,974.47	12,638.85	38.01% #
FTSE/Athex Food & Beverage	10,661.44 #	10,587.38	74.06	0.70%	10,587.38	10,801.51	8,101.49	10,804.04	25.93% #
FTSE/Athex Basic Resources	7,540.62 €	7,580.12	-39.50	-0.52%	7,495.33	7,580.12	6,463.31	7,812.43	16.20% #
FTSE/Athex Construction & Materials	3,799.35 €	3,830.83	-31.48	-0.82%	3,799.35	3,837.30	3,204.90	3,846.65	18.55% #
FTSE/Athex Energy	4,930.14 #	4,839.02	91.12	1.88%	4,839.02	4,975.02	4,780.16	5,856.79	-1.98% €
FTSE/Athex Travel & Leisure	2,725.85 €	2,755.55	-29.70	-1.08%	2,713.81	2,757.37	2,196.17	2,757.37	22.94% #
FTSE/Athex Technology	2,381.40 #	2,372.36	9.04	0.38%	2,363.76	2,396.71	2,047.81	2,396.71	15.93% #
FTSE/Athex Telecommunications	3,735.47 €	3,757.95	-22.48	-0.60%	3,735.47	3,785.68	3,511.53	4,391.80	-8.26% €
FTSE/Athex Utilities	5,122.36 #	5,120.29	2.07	0.04%	5,102.33	5,150.02	4,598.77	5,289.37	11.39% #
FTSE/Athex Health Care	410.97 #	408.70	2.27	0.56%	408.70	414.36	390.59	469.84	-1.89% €
FTSE/Athex Personal Products	7,151.37 €	7,264.81	-113.44	-1.56%	7,039.37	7,264.81	6,441.87	7,905.24	8.25% #
Athex All Share Index	269.97 #	269.69	0.28	0.10%	269.97	269.97	231.11	271.62	17.26% #
Hellenic Corporate Bond Index	121.63 #	121.46	0.16	0.13%			118.78	121.63	2.22% #
Hellenic Corporate Bond Price Index	87.06 #	86.97	0.09	0.10%			85.96	87.55	0.97% #

Note 1: FTSE/Med 100, Hellenic Corporate Bond Price Index and Hellenic Corporate Bond Index closing prices refer to the previous trading day of 05/05/2023.

Note 2: The Hellenic Mid & Small Cap Index is a Customized index calculated by the Athens Exchange.

## Analytic Figures for Athex Market's Boards and Categories

	Total Traded Securities	Main Market	Surveillance	Exchange Traded Funds (ETFs)
Totals	112	103	8	1
Gain / Lose / Same:	39 / 58 / 15	34 / 56 / 13	4 / 2 / 2	1 / 0 / 0
Athex Capitalisation (mill. €) **	77,300.87	76,945.04	355.83	
Daily Average Trans/ons Value(thou.€)	101,928.95	101,669.61	271.56	35.37
Transactions Value	79,283.92	79,046.53	237.33	0.05
Main Board:	64,441.21	64,203.83	237.33	0.05
Blocks Board 6_2_3:	14,842.70	14,842.70	0.00	0.00
Forced Sales Board:	0.00	0.00	0.00	0.00
Special Terms Board:	0.00	0.00	0.00	0.00
Daily Average Transactions Volume	41,265,223	40,016,462	1,255,809	1,390
Transactions Volume	25,140,830	24,094,866	1,045,962	2
Main Board:	20,860,826	19,814,862	1,045,962	2
Blocks Board 6_2_3:	4,280,004	4,280,004	0	0
Forced Sales Board:	0	0	0	0
Special Terms Board:	0	0	0	0
Daily Average Number of Trades	35,806	35,544	259	3
Number of Trades	26,527	26,347	178	2
Main Board:	26,506	26,326	178	2
Blocks Board 6_2_3:	21	21	0	0
Forced Sales Board:	0	0	0	0
Special Terms Board:	0	0	0	0

## Trading Details by Athex Sectors and Financial Instruments (ETFs)

Code	Sectors	Gain / Lose / Same	Number of Trades	Transactions Volume	Transactions Value	% of Total Trans. Value
3010	- Banks	2 / 4 / 0	9,768	18,995,172	40,778,378.71	51.43%
5510	- Basic Resources	5 / 4 / 4	813	239,307	705,907.03	0.89%
5010	- Construction & Materials	5 / 6 / 1	1,756	812,314	2,957,361.34	3.73%
4020	- Consumer Products & Services	3 / 2 / 3	1,150	185,212	2,894,758.58	3.65%
6010	- Energy	2 / 2 / 0	2,436	368,500	6,800,021.69	8.58%
12000	- Financial Instruments	1 / 0 / 0	2	2	54.74	0.00%
3020	- Financial Services	0 / 4 / 0	595	708,321	239,392.04	0.30%
4510	- Food Beverage & Tobacco	2 / 2 / 1	246	95,413	1,416,697.51	1.79%
2010	- Health Care	3 / 0 / 0	75	113,170	49,330.67	0.06%
5020	- Industrial Goods & Services	1 / 13 / 1	2,797	1,151,868	9,160,076.42	11.55%
3030	- Insurance	1 / 0 / 0	4	530	1,908.00	0.00%
4030	- Media	0 / 1 / 0	54	41,208	21,702.16	0.03%
4520	- Personal Care, Drug & Grocery Stores	0 / 3 / 0	77	19,788	70,681.80	0.09%
3510	- Real Estate	4 / 3 / 1	565	127,628	498,897.89	0.63%
4040	- Retail	1 / 2 / 1	210	66,888	248,353.71	0.31%
1010	- Technology	4 / 4 / 2	1,452	888,364	1,885,306.81	2.38%
1510	- Telecommunications	0 / 2 / 0	1,280	267,336	3,581,299.35	4.52%
4050	- Travel & Leisure	3 / 3 / 1	1,705	655,834	3,330,896.51	4.20%
6510	- Utilities	2 / 3 / 0	1,542	403,975	4,642,894.34	5.86%

## Top 10 best &amp; worst performing Shares

Main Market					
With positive Price change	Closing price	change	With negative Price change	Closing price	change
ENTERSOFT (CR)	4.5	3.21% #	MIG (CR)	0.142	-5.33% ⚡
AUTOHELLAS SA (CR)	13.3	3.10% #	IKTINOS HELLAS SA (CR)	0.512	-3.76% ⚡
MOTOR OIL (CR)	21.62	2.08% #	ALPHA TRUST (CR)	5.55	-2.63% ⚡
INTRACOM HOLDINGS (CR)	1.868	2.08% #	ANDROMEDA SA (CR)	6.58	-2.37% ⚡
JUMBO SA (CR)	22.34	2.01% #	GEK TERNA (CR)	12.36	-2.06% ⚡
EUROBANK HOLDINGS (CR)	1.42	1.90% #	GR. SARANTIS S.A. (CR)	7.15	-1.65% ⚡
LAVIPHARM SA (CR)	0.421	1.69% #	ELVALHALCOR (CR)	1.694	-1.51% ⚡
TECHNICAL OLYMPIC SA (CR)	2.03	1.50% #	AVE (CR)	0.53	-1.49% ⚡
HELLENIQ ENERGY (CR)	7.21	1.41% #	FOURLIS (CR)	3.945	-1.37% ⚡
AVAX S.A. (CR)	0.965	1.26% #	SPACE HELLAS SA (CR)	6.34	-1.25% ⚡
With the highest Transactions Value	Value (thou. €)	change	With the highest Transactions Volume	Volume	change
NATIONAL BANK (CR)	15,373.04	0.84% #	ALPHA SERVICES HOLD (CR)	7,877,990	-0.42% ⚡
PIRAEUS FINANCIAL HOLD (CR)	10,818.52	-0.59% ⚡	PIRAEUS FINANCIAL HOLD (CR)	4,574,225	-0.59% ⚡
ALPHA SERVICES HOLD (CR)	9,463.24	-0.42% ⚡	EUROBANK HOLDINGS (CR)	3,599,047	1.90% #
MYTILINEOS (CR)	8,227.54	-0.78% ⚡	NATIONAL BANK (CR)	2,938,925	0.84% #
MOTOR OIL (CR)	6,255.43	2.08% #	INTRACOM HOLDINGS (CR)	725,851	2.08% #
EUROBANK HOLDINGS (CR)	5,045.20	1.90% #	MIG (CR)	678,779	-5.33% ⚡
OTE (CR)	3,569.64	-0.60% ⚡	AVAX S.A. (CR)	381,695	1.26% #
TERNA ENERGY (CR)	2,843.83	-0.70% ⚡	MYTILINEOS (CR)	321,535	-0.78% ⚡
OPAP (CR)	2,630.55	-1.11% ⚡	MOTOR OIL (CR)	289,814	2.08% #
JUMBO SA (CR)	2,235.73	2.01% #	OTE (CR)	265,493	-0.60% ⚡

Note: Stocks that are not included in the "Under Supervision" category, and the transactions value is more than 10,000 €.

## Derivatives Summary

	Number of Trades	Volume	Open Interest
Index Futures	98	485	6,865
FTSE/Athex Banks	9	69	1,056
FTSE/Athex Large Cap	89	416	5,809
Stock Futures	916	16,898	402,902
ADMIE (IPTO) HOLDING S.A. (CR)	5	30	12,567
AEGEAN AIRLINES (CR)	31	177	1,935
ALPHA SERVICES HOLD (CR)	211	9,623	157,141
AUTOHELLAS SA (CR)	1	1	83
AVAX S.A. (CR)	6	10	360
CC HBC AG (CR)	3	3	247
CENERGY HOLDINGS (CB)	6	35	6,089
ELLAKTOR (CR)	0	0	837
ELVALHALCOR (CR)	1	5	1,311
EUROBANK HOLDINGS (CR)	46	780	30,547
EYDAP S.A. (CR)	0	0	513
FOURLIS (CR)	3	13	1,631
GEK TERNA (CR)	2	6	8,169
HELLENIC EXCHANGES-A.S.E. (CR)	4	25	1,661
HELLENIQ ENERGY (CR)	1	5	1,613
INTRACOM HOLDINGS (CR)	60	172	4,542
INTRAKAT (CR)	4	11	7,871
JUMBO SA (CR)	24	39	371
LAMDA DEVELOPMENT SA (CR)	13	46	5,797
MIG (CR)	10	213	1,568
MOTOR OIL (CR)	57	247	1,682
MYTILINEOS (CR)	56	186	3,404
NATIONAL BANK (CR)	130	2,208	20,721
OPAP (CR)	3	7	1,726
OTE (CR)	10	15	10,610
P.P.A. S.A. (CR)	0	0	361
PIRAEUS FINANCIAL HOLD (CR)	124	2,477	79,166
PPC (CR)	71	448	23,174
QUEST HOLDINGS (CR)	0	0	97
TERNA ENERGY (CR)	12	53	10,313
TITAN CEMENT (CB)	12	40	877
VIOHALCO SA/NV (CB)	10	23	5,918
Index Options	18	178	1,275
FTSE/Athex Large Cap	18	178	1,275
Stock Options	4	21	568
ALPHA SERVICES HOLD (CR)	0	0	49
NATIONAL BANK (CR)	0	0	280
OPAP (CR)	1	3	63
OTE (CR)	0	0	4
PIRAEUS FINANCIAL HOLD (CR)	1	2	28
PPC (CR)	2	16	144
Total Derivatives Traded	1,036	17,582	411,610

Number of Outstanding Securities	Nominal Value	Dividends [1]			Date of Last Coupon		Note	Shares	Closing price	% change	Previous closing price/date		Open price	Price min	Price max	Last price	Avg price	Last Bid [7]	Last Ask [7]	P/E after tax	Year	Volume	Trades	Transactions Value[8]	Company Mkt Value (thou. €)	Year low	Year high	Sector[ 4]	
		2020	2021	2022	Dividend [2]	Right																							
Main Market - High Liquidity Class																													
2,348,908,567	0.290	---	---	---	07/04/2008	18/04/2017	---	ALPHA SERVICES HOLD (CR)	1.195	-0.42	€	1.2	08/05/2023	1.2175	1.191	1.2215	1.195	1.201	15036@1.19	8992@1.20	---	---	7,877,990	3,509	9,463,237.97	2,806,945.74	1.0015	1.513	30101010
45,033,921	0.050	---	---	---	04/06/2008	27/03/2023	---	ATTICA BANK S.A. (CR)	12.9	-1.38	€	13.08	08/05/2023	13.1	12.8	13.1	13	12.886	4@12.80	58@13.00	---	---	234	11	3,015.26	580,937.58	10.62	48.75	30101010
18,176,934	1.00	---	---	---		27/01/2023	---	AUSTRIACARD (CB)	11.4	-0.87	€	11.5	08/05/2023	11.6	11.3	11.6	11.4	11.389	250@11.30	6006@11.50	---	---	1,815	24	20,671.10	207,217.05	10.4	13.42	10101010
48,624,764	0.080	0.23	0.46	0.65	24/04/2023	05/12/2022	---	AUTOHELLAS SA (CR)	13.3	3.10	₪	12.9	08/05/2023	12.86	12.78	13.3	13.3	12.952	50@13.06	3200@13.30	---	---	48,812	258	632,203.92	646,709.36	10.06	13.3	40201040
190,162,681		---	---	---		07/12/2016	---	CENERGY HOLDINGS (CB)	4.62	-0.54	€	4.645	08/05/2023	4.6	4.595	4.645	4.62	4.619	500@4.60	1000@4.63	---	---	152,245	431	703,206.52	878,551.59	3.015	4.77	50202010
372,553,049	6.70	0.64	0.71	---	07/07/2022	29/04/2013	---	CC HBC AG (CR)	28.5	0.71	₪	28.3	08/05/2023	28.8	28.5	28.88	28.5	28.766	71@28.50	1000@28.72	---	---	35,502	193	1,021,250.22	1,617,761.90	21.54	28.88	45101020
3,710,677,508	0.220	---	---	---	02/05/2008	20/05/2019	---	EUROBANK HOLDINGS (CR)	1.42	1.90	₪	1.3935	08/05/2023	1.399	1.3765	1.4285	1.42	1.402	5@1.42	20392@1.42	---	---	3,599,047	1,948	5,045,198.16	5,269,162.06	1.0495	1.4935	30101010
52,131,944	1.00	---	0.1102	---	30/06/2022	23/07/2019	---	FOURLIS (CR)	3.945	-1.37	€	4	08/05/2023	4	3.945	4.025	3.945	3.981	1100@3.94	4940@4.00	---	---	58,049	180	231,098.44	205,660.52	3.26	4.03	40401010
305,635,185	2.18	0.1	0.1	0.3	11/01/2023	01/10/2003	---	HELLENIQ ENERGY (CR)	7.21	1.41	₪	7.11	08/05/2023	7.11	7.11	7.28	7.21	7.212	1300@7.20	6@7.22	---	---	74,166	455	534,856.84	2,203,629.68	6.93	8.68	60101020
83,600,000	0.880	---	---	---	03/07/2007	23/09/2022	---	INTRACOM HOLDINGS (CR)	1.868	2.08	₪	1.83	08/05/2023	1.83	1.826	1.916	1.868	1.853	500@1.86	360@1.87	---	---	725,851	897	1,344,797.99	156,164.80	1.678	2.12	10101010
160,523,985	0.300	---	---	---	12/08/2008	30/12/2022	---	INTRAKAT (CR)	1.648	0.49	₪	1.64	08/05/2023	1.64	1.62	1.648	1.648	1.638	10570@1.64	28834@1.65	---	---	101,688	129	166,587.09	264,543.53	1.366	1.788	50101010
136,059,759	0.880	0.77	0.77	---	21/03/2023	05/03/2014	---	JUMBO SA (CR)	22.34	2.01	₪	21.9	08/05/2023	21.9	21.78	22.34	22.34	22.21	1484@22.20	858@22.34	---	---	100,663	826	2,235,733.80	3,039,575.02	15.61	22.34	40203045
176,736,715	0.300	---	---	---	30/05/2007	27/11/2019	---	LAMDA DEVELOPMENT SA (CR)	5.73	-1.21	€	5.8	08/05/2023	5.815	5.73	5.845	5.73	5.773	34@5.73	200@5.75	---	---	55,007	315	317,554.44	1,012,701.38	5.55	6.6	35101010
939,510,748	0.100	---	---	---	26/04/2007	29/08/2014	---	MIG (CR)	0.142	-5.33	€	0.15	08/05/2023	0.15	0.135	0.15	0.142	0.138	1200@0.141	101000@0.143	---	---	678,779	362	93,701.29	133,410.53	0.0329	0.28	30202000
107,222,688	0.440	---	(0.5667)	---	17/06/2022	16/03/2022	---	QUEST HOLDINGS (CR)	4.96	0.20	₪	4.95	08/05/2023	4.95	4.91	4.995	4.96	4.948	500@4.96	20@4.99	---	---	17,746	65	87,802.68	531,824.53	4.655	5.46	10101010
78,325,475		---	---	---		23/07/2019	---	TITAN CEMENT (CB)	15.3	0.39	₪	15.24	08/05/2023	15.24	15.18	15.4	15.3	15.297	56@15.28	56@15.34	---	---	110,058	644	1,683,551.56	1,198,379.77	12.04	16	50101030
259,189,761		0.02	0.1	---	03/06/2022	26/02/2016	---	VIOHALCO SANNV (CB)	4.945	-0.30	€	4.96	08/05/2023	4.93	4.875	4.945	4.945	4.911	112@4.93	168@4.95	---	---	94,159	354	462,409.04	1,281,693.37	3.995	5.02	55102015
144,321,516	0.300	---	---	---	01/07/2011	22/01/2020	---	AVAX S.A. (CR)	0.965	1.26	₪	0.953	08/05/2023	0.97	0.96	0.982	0.965	0.974	211@0.965	300@0.966	---	---	381,695	400	371,877.45	139,270.26	0.748	1	50101010
232,000,000	2.12	0.1069	0.0854	0.0682	29/08/2022	19/06/2017	---	ADMIE (IPTO) HOLDING S.A. (CR)	1.84	-0.43	€	1.848	08/05/2023	1.864	1.832	1.864	1.84	1.843	2000@1.83	719@1.84	14.67	2022	40,559	143	74,752.14	426,880.00	1.64	2.035	65101015
90,167,100	0.500	---	---	---	03/06/2019	24/05/2021	---	AEGEAN AIRLINES (CR)	7.88	-0.76	€	7.94	08/05/2023	8	7.77	8	7.88	7.821	183@7.79	787@7.88	---	---	57,300	442	448,137.07	710,516.75	5.27	8.15	40501010
103,423,291	0.570	---	---	---	01/08/2011	06/09/2022	---	GEK TERNA (CR)	12.36	-2.06	€	12.62	08/05/2023	12.62	12.36	12.62	12.36	12.458	2000@12.34	16@12.44	---	---	43,400	202	540,656.16	1,278,311.88	10.42	12.74	50101010
382,000,000	2.48	---	---	---	20/07/2015	12/12/2001	---	PPC (CR)	8.13	0.37	₪	8.1	08/05/2023	8.17	8.06	8.18	8.13	8.123	134@8.13	3777@8.13	---	---	194,844	626	1,582,653.75	3,105,660.00	6.6	8.48	65101015
914,715,153	1.00	---	---	---	16/05/2008	29/08/2018	---	NATIONAL BANK (CR)	5.25	0.84	₪	5.206	08/05/2023	5.186	5.186	5.25	5.25	5.231	2@5.24	3947@5.25	---	---	2,938,925	2,187	15,373,038.38	4,802,254.55	3.746	5.528	30101010
375,241,586	0.390	0.01	0.03	---	30/05/2022	14/07/2006	---	ELVALHALCOR (CR)	1.694	-1.51	€	1.72	08/05/2023	1.72	1.694	1.728	1.694	1.709	1401@1.69	884@1.71	---	---	98,682	271	168,681.92	635,659.25	1.52	1.894	55102015
348,192,005	0.040	---	---	---	05/07/2011	16/07/2021	---	ELLAKTOR (CR)	2.02	-0.25	€	2.025	08/05/2023	1.998	1.982	2.025	2.02	2.006	700@1.99	9250@2.03	---	---	70,341	154	141,111.17	703,347.85	1.706	2.455	50101010
60,348,000	0.420	0.07	0.1515	---	08/06/2022	04/08/2021	---	HELLENIC EXCHANGES-A.S.E. (CR)	4.11	-0.72	€	4.14	08/05/2023	4.135	4.095	4.15	4.11	4.108	100@4.10	1478@4.13	---	---	19,233	103	79,016.96	248,030.28	3.09	4.525	30202015
106,500,000	0.600	---	0.28	---	05/09/2022	13/09/2021	---	EYDAP S.A. (CR)	6.36	0.95	₪	6.3	08/05/2023	6.27	6.27	6.37	6.36	6.34	5@6.30	584@6.36	---	---	18,345	152	116,304.74	677,340.00	6.11	7.34	65102030
110,782,980	0.750	---	0.9054	0.4058	21/11/2022	04/11/2013	---	MOTOR OIL (CR)	21.62	2.08	₪	21.18	08/05/2023	21.38	21.16	21.86	21.62	21.584	9000@21.60	1001@21.64	---	---	289,814	1,959	6,255,427.20	2,395,128.03	20.84	25.82	60101020
142,891,161	0.970	0.378	0.4341	---	24/06/2022	07/07/2017	---	MYTILINEOS (CR)	25.56	-0.78	€	25.76	08/05/2023	25.78	25.44	25.86	25.56	25.588	1513@25.56	1762@25.80	---	---	321,535	1,904	8,227,536.62	3,652,298.08	19.94	28.4	50203000
25,000,000	2.00	0.4	0.628	---	25/07/2022	08/08/2003	---	P.P.A. S.A. (CR)	19.46	-0.61	€	19.58	08/05/2023	19.18	19.18	19.56	19.46	19.454	155@19.38	690@19.50	9.20	2022	2,312	63	44,976.88	486,500.00	15.86	19.84	50206060
363,341,859	0.300	0.55	0.6	0.3	19/10/2022	29/07/2022	---	OPAP (CR)	16	-1.11	€	16.18	08/05/2023	16.18	15.93	16.18	16	16.008	403@15.98	32@16.01	---	---	164,325	1,145	2,630,546.55	5,813,469.74	13.02	16.18	40501020
433,664,596	2.83	0.6879	0.8231	---	01/07/2022	18/06/1998	---	OTE (CR)	13.37	-0.60	€	13.45	08/05/2023	13.52	13.37	13.55	13.37	13.445	3255@13.36	955@13.49	---	---	265,493	1,257	3,569,635.85	5,798,095.65			

Number of Outstanding Securities	Nominal Value	Dividends [1]			Date of Last Coupon Dividend [2]		Note	Shares	Closing price	% change	Previous closing price/date		Open price	Price min	Price max	Last price	Avg price	Last Bid [7]	Last Ask [7]	P/E after tax	Year	Volume	Trades	Transactions Value[8]	Company Mkt Value (thou. €)	Year low	Year high	Sector[ 4]	
		2020	2021	2022																									
13,126,020	0.660	0.0837	0.1163	---	22/06/2022	04/09/2020	---	AS COMPANY SA (CR)	2.2	---	↘	2.2	08/05/2023	2.2	2.2	2.2	2.2	2.2	1175@2.20	250@2.27	---	---	2,325	4	5,115.00	28,877.24	2.02	2.38	40401030
3,114,144	0.360	0.1558	0.3427	---	14/06/2022	02/06/2020	---	ALPHA TRUST (CR)	5.55	-2.63	↘	5.7	08/05/2023	5.7	5.55	5.7	5.55	5.641	100@5.50	150@5.80	---	---	1,871	45	10,553.95	17,283.50	4.32	5.7	30202010
14,000,000	4.15	---	3.42	---	14/09/2022	29/06/1999	---	ALPHA REAL ESTATE SA(CR)	7.58	0.53	↗	7.54	08/05/2023	7.5	7.42	7.58	7.58	7.452	240@7.42	40@7.58	---	---	1,287	23	9,590.86	106,120.00	6.68	9.22	35101015
215,805,843	0.300	0.05	---	---	30/12/2021	15/11/2022	---	ATTICA HOLDINGS (CR)	2.49	---	↘	2.49	08/05/2023	2.49	2.49	2.5	2.49	2.492	26410@2.49	2439@2.50	---	---	17,393	14	43,343.57	537,356.55	1.865	2.52	40501015
151,654,947	0.040	---	---	---	01/07/2008	21/02/2020	---	AVE (CR)	0.53	-1.49	↘	0.538	08/05/2023	0.524	0.522	0.538	0.53	0.527	3000@0.526	1247@0.530	---	---	41,208	54	21,702.16	80,377.12	0.506	0.586	40301010
35,764,593	2.10	0.06	0.075	0.1046	02/05/2023	25/11/2019	---	BRIQ PROPERTIES (CR)	1.945	-0.26	↘	1.95	08/05/2023	1.945	1.935	1.945	1.945	1.943	200@1.94	10268@1.95	---	---	18,846	42	36,618.16	69,562.13	1.9	2.11	35102030
101,123,806	0.360	---	---	---	22/07/2010	28/06/2011	---	CENTRIC HOLDINGS (CR)	0.28	-0.71	↘	0.282	08/05/2023	0.277	0.277	0.281	0.28	0.279	1200@0.277	949@0.279	---	---	19,753	16	5,517.34	28,314.67	0.263	0.333	40203040
784,500	10.00	---	0.3	---	24/05/2022	31/07/2018	---	CNL CAPITAL (CR)	7	---	↘	7	08/05/2023	---	---	---	---	---	---	440@7.00	-(6)-	2022	---	---	---	5,491.50	6.8	8	30202010
10,246,800	0.300	---	---	---	06/10/2005	13/02/2002	---	CPI SA (CR)	0.578	---	↘	0.578	08/05/2023	---	---	---	---	---	300@0.554	446@0.580	---	---	---	---	---	5,922.65	0.548	0.722	10102030
18,680,300	0.050	---	---	---	06/07/2022	---	---	DIMAND (CR)	11.85	0.42	↗	11.8	08/05/2023	11.85	11.45	11.85	11.85	11.754	100@11.80	164@11.85	---	---	5,546	65	65,189.20	221,361.56	11.45	14.9	35101010
54,200,000	0.075	---	0.035	---	19/07/2022	23/11/2021	---	EPSILON NET (CR)	8.07	-0.98	↘	8.15	08/05/2023	8.3	7.98	8.36	8.07	8.119	150@7.96	48@8.07	---	---	12,469	130	101,240.88	437,394.00	6.2	8.36	10101015
40,134,921	0.400	---	---	---	30/08/1993	05/12/2022	---	IDEAL HOLDINGS (CR)	4.795	-0.10	↘	4.8	08/05/2023	4.8	4.775	4.84	4.795	4.8	1000@4.75	120@4.80	---	---	12,378	59	59,417.28	192,446.95	3.38	4.95	10102030
167,868,482	0.300	---	---	---	20/08/2007	28/11/2022	---	LAVIPHARM SA (CR)	0.421	1.69	↗	0.414	08/05/2023	0.414	0.413	0.422	0.422	0.419	100@0.414	20506@0.422	---	---	111,426	61	46,659.07	70,672.63	0.366	0.48	20103015
4,740,000	0.860	---	---	---	14/03/2003	---	---	LOGISMOS S.A. (CR)	0.975	---	↘	0.975	08/05/2023	0.96	0.96	0.975	0.975	0.961	400@0.890	5381@0.975	-(6)-	2022	1,540	3	1,479.75	4,621.50	0.91	1.1	10101015
17,120,280	0.940	0.06	0.06	---	27/06/2022	02/08/2019	---	LOULIS FOOD (CR)	2.48	0.81	↗	2.46	08/05/2023	2.4	2.4	2.49	2.48	2.472	167@2.47	31@2.49	---	---	1,901	18	4,699.04	42,458.29	2.38	2.82	45102020
4,419,616	1.58	---	---	0.1131	01/03/2023	04/03/2015	---	MEDICON S.A (CR)	3.63	0.55	↗	3.61	08/05/2023	3.66	3.63	3.66	3.66	3.642	50@3.63	50@3.67	---	---	82	4	298.62	16,043.21	3.45	4.15	20102010
468,700	2.24	3.42	---	---	03/05/2022	21/05/2004	---	MERMEREN KOMB. A.D. PR. (GDR)	39.8	---	↘	39.8	08/05/2023	39.8	39.8	39.8	39.8	39.8	23@38.00	2@40.40	1.33	2022	10	6	398.00	18,654.26	31	59	55102000
10,500,000	0.950	---	---	---	24/06/2008	22/07/2022	---	MEVACO SA (CR)	3.48	1.16	↗	3.44	08/05/2023	3.44	3.44	3.5	3.5	3.471	200@3.42	822@3.44	11.54	2022	211	3	732.44	36,540.00	2.52	3.5	55102015
87,127,162	0.500	---	---	---	21/05/2008	28/07/2021	---	PREMA (CR)	1.108	-1.07	↘	1.12	08/05/2023	1.124	1.108	1.124	1.108	1.116	9752@1.11	12766@1.11	---	---	34,399	96	38,372.35	96,536.90	1.07	1.36	35101010
24,377,795	0.230	---	---	---	27/06/2022	08/06/2022	---	PROFILE SA (CR)	3.43	-0.87	↘	3.46	08/05/2023	3.48	3.39	3.49	3.43	3.445	122@3.41	1251@3.43	---	---	35,911	129	123,723.64	83,615.84	2.575	3.56	10101010
27,345,120	0.280	---	---	---	18/07/2005	26/02/2014	---	QUALITY & RELIABILITY SA (CR)	0.588	0.34	↗	0.586	08/05/2023	0.59	0.574	0.59	0.588	0.589	200@0.576	1895@0.580	---	---	55,147	41	32,454.02	16,078.93	0.465	0.6	10101010
6,456,530	1.08	0.0804	0.12	---	14/07/2022	02/08/2010	---	SPACE HELLAS SA (CR)	6.34	-1.25	↘	6.42	08/05/2023	6.32	6.28	6.4	6.34	6.329	737@6.32	151@6.36	---	---	1,843	23	11,663.50	40,934.40	5.28	6.9	15101010
17,190,046	0.290	---	---	---	16/11/1992	30/11/2022	---	UNIBIOS (CR)	0.664	-0.60	↘	0.668	08/05/2023	0.668	0.654	0.672	0.664	0.667	700@0.654	2795@0.664	---	---	10,100	11	6,736.71	11,414.19	0.558	0.719	50204000
32,413,681	0.370	---	---	---	15/07/2009	11/05/2000	---	ALUMIL (CR)	2.13	---	↘	2.13	08/05/2023	2.1	2.09	2.14	2.13	2.117	162@2.10	4896@2.13	---	---	9,996	27	21,158.12	69,041.14	1.986	2.54	55102035
3,534,269	3.44	(0.4452)	0.6908	---	16/12/2022	19/07/2022	---	ANDROMEDA SA (CR)	6.58	-2.37	↘	6.74	08/05/2023	6.78	6.58	6.78	6.58	6.651	50@6.54	265@6.78	---	2022	8,438	85	56,119.84	23,255.49	5.9	7.1	30204000
18,810,000	0.400	---	---	---	08/07/2010	14/11/2007	---	VARVERIS - MODA BAGNO SA (CR)	0.66	1.54	↗	0.65	08/05/2023	0.65	0.62	0.66	0.66	0.632	250@0.635	85@0.660	---	---	3,374	9	2,133.09	12,414.60	0.6	0.8	40401025
23,986,500	1.05	---	---	---	26/06/2009	15/03/2000	---	BIOKARPET S.A.(CR)	2.06	---	↘	2.06	08/05/2023	1.94	1.94	2.06	2.06	2.041	315@2.00	460@2.06	---	---	720	13	1,469.50	49,412.19	1.5	2.17	50101035
6,325,000	0.600	---	0.19	---	04/07/2022	17/02/2014	---	VOYATZOGLOU (CR)	2.2	---	↘	2.2	08/05/2023	---	---	---	---	---	50@2.16	290@2.20	---	---	---	---	---	13,915.00	1.97	2.48	50205010
24,060,000	0.300	0.035	0.055	0.075	25/04/2023	01/07/2019	---	GEN. COMMERCIAL & IND.SA (CR)	1.235	-1.20	↘	1.25	08/05/2023	1.25	1.21	1.275	1.235	1.228	600@1.21	400@1.27	7.64	2022	4,451	26	5,464.47	29,714.10	1.175	1.42	50205010
15,878,748	0.480	---	---	---	10/07/2006	22/03/2004	---	DOMIKI KRITIS SA (CR)	0.78	---	↘	0.78	08/05/2023	---	---	---	---	---	200@0.756	900@0.778	---	---	---	---	---	12,385.42	0.71	0.85	50101010
34,720,000	0.310	---	---	---	16/06/2010	01/08/2007	---	DROMEAS SA (CR)	0.315	-0.32	↘	0.316	08/05/2023	0.31	0.31	0.32	0.315	0.313	2500@0.303	760@0.315	---	---	4,010	5	1,253.20	10,936.80	0.3	0.389	40202015
13,673,200	0.880	---	---	---	18/07/2008	26/07/2001	---	EVROFARMA SA (CR)	0.8	-1.24	↘	0.81	08/05/2023	0.815	0.8	0.83	0.8	0.816	200@0.770	380@0.810	---	---	1,900	9	1,549.65	10,938.56	0.684	0.876	45102020
11,250,000	0.520	---	0.0405	---	01/08/2022	09/11/2015	---	EKTER SA (CR)	1.6	0.95	↗	1.585	08/05/2023	1.585	1.545	1.6	1.6	1.576	2000@1.55	1167@1.60	---	---	11,659	36	18,373.24	18,000.00	1.33	1.755	50101010
18,410,839	1.00	0.027	0.262	---	24/08/2022	10/09/2010	---	ELASTRON (CR)	2.65	0.76	↗	2.63	08/05/2023	2.63	2.62	2.7	2.65	2.664	30@2.65	1249@2.69	---	---	14,142	94	37,672.73	48,788.72	2.21	2.82	55102010
60,295,607	0.240	---																											

Number of Outstanding Securities	Nominal Value	Dividends [1]			Date of Last Coupon Dividend [2]		Note	Shares	Closing price	% change	Previous closing price/date	Open price	Price min	Price max	Last price	Avg price	Last Bid [7]	Last Ask [7]	P/E after tax	Year	Volume	Trades	Transactions Value[8]	Company Mkt Value (thou. €)	Year low	Year high	Sector[ 4]
26,730,187	0.520	0.08	0.1	---	29/06/2022	01/08/2017	---	ELTON SA (CR)	2.44	-0.41 <b>€</b>	2.45 08/05/2023	2.44	2.42	2.47	2.44	2.446	120@2.42	819@2.44	---	---	10,269	32	25,119.58	65,221.66	2.08	2.59	50205010
30,000,000	0.050	0.06	0.09	---	13/05/2022	11/06/2020	---	ENTERSOFT (CR)	4.5	3.21 <b>P</b>	4.36 08/05/2023	4.39	4.39	4.5	4.5	4.475	5310@4.49	6007@4.50	---	---	25,377	101	113,557.62	135,000.00	3.61	4.68	10101015
36,300,000	1.12	0.223	0.2186	---	14/09/2022	12/12/2007	---	THESSALONIKA WATER & SEWERAGE	3.26	-0.91 <b>€</b>	3.29 08/05/2023	3.29	3.26	3.3	3.26	3.275	2308@3.26	199@3.30	---	---	7,741	31	25,351.59	118,338.00	3.21	3.66	65102030
14,833,480	0.300	---	---	---	02/06/2010	04/02/2022	---	EUROCONSULTANTS S.A. (CR)	0.644	-0.31 <b>€</b>	0.646 08/05/2023	0.648	0.628	0.648	0.644	0.636	500@0.630	561@0.644	---	---	11,410	29	7,253.18	9,552.76	0.576	0.66	50205020
86,735,980	0.310	---	---	---	06/07/2009	18/08/2022	---	ATHENS MEDICAL CENTER SA (CR)	1.425	1.42 <b>P</b>	1.405 08/05/2023	1.425	1.4	1.43	1.425	1.428	60@1.40	1177@1.43	---	---	1,662	10	2,372.98	123,598.77	1.4	1.8	20101025
114,320,400	0.100	---	0.01	---	26/11/2021	05/08/2019	---	IKTINOS HELLAS SA (CR)	0.512	-3.76 <b>€</b>	0.532 08/05/2023	0.53	0.512	0.532	0.512	0.523	1364@0.512	4291@0.530	---	---	22,936	106	11,987.28	58,532.04	0.4855	0.675	50101035
8,226,132	0.450	---	---	---	15/05/2009	13/10/2014	---	ILYDA S.A. (CR)	1.245	---	1.245 08/05/2023	1.245	1.245	1.245	1.245	1.245	119@1.20	686@1.25	7.97	2022	130	3	161.85	10,241.53	1.055	1.41	10101015
2,566,836	0.440	---	0.016	---	15/07/2022	09/01/2007	---	INTERWOOD-XYLEMPORIA (PR)	0.33	---	0.33 08/05/2023	---	---	---	---	---	---	2500@0.328	---	---	---	---	---	10,433.34	0.192	0.332	50101020
34,986,430	0.440	---	---	---	25/07/2008	23/02/2010	---	INTERWOOD-XYLEMPORIA (CR)	0.274	-1.08 <b>€</b>	0.277 08/05/2023	0.281	0.269	0.281	0.273	0.274	520@0.269	1900@0.275	---	---	53,199	38	14,582.31	10,433.34	0.1975	0.3	50101020
18,567,912	0.590	0.12	0.12	---	06/07/2022	26/01/2021	---	INTERLIFE G.C.I.(CR)	3.6	0.56 <b>P</b>	3.58 08/05/2023	3.6	3.6	3.6	3.6	3.6	300@3.55	386@3.66	---	2022	530	4	1,908.00	66,844.48	3.47	3.98	30302025
8,424,900	0.500	---	---	---	12/07/2010	04/07/2019	---	INTERTECH SA (CR)	1.01	-1.94 <b>€</b>	1.03 08/05/2023	1	0.994	1.015	1.01	1.004	268@0.994	1491@1.01	17.44	2022	6,319	44	6,341.63	8,509.15	0.92	1.235	50205010
19,804,134	0.150	---	---	---	01/07/2004	06/11/2017	---	KEKROPS SA (CR)	1.115	0.45 <b>P</b>	1.11 08/05/2023	1.115	1.115	1.115	1.115	1.115	700@1.09	3227@1.11	2.12	2022	500	1	557.50	22,081.61	0.903	1.4	35101010
40,219,218	0.260	---	---	---	29/08/2022	10/06/2019	---	KLOUKINAS - LAPPAS SA (CR)	0.974	-0.41 <b>€</b>	0.978 08/05/2023	0.98	0.968	0.98	0.974	0.971	650@0.964	1203@0.974	---	---	2,418	12	2,347.98	39,173.52	0.5	0.988	50101010
11,510,102	0.890	---	---	---	24/06/2005	06/10/1999	---	NAFPAKTOS TEXTILE (CR)	0.98	---	0.98 08/05/2023	---	---	---	---	---	150@0.945	90@0.995	---	---	---	---	---	11,279.90	0.93	1.23	55101020
21,224,340	0.420	0.0035	0.02	---	06/09/2022	25/04/2006	---	KORDELLOS BROS SA (CR)	0.562	---	0.562 08/05/2023	0.564	0.556	0.566	0.556	0.562	1007@0.546	200@0.558	4.94	2022	2,000	8	1,124.72	11,928.08	0.462	0.7	55102010
33,065,136	0.380	0.2	0.2001	---	18/08/2022	16/09/2013	---	KRI-KRI S.A. (CR)	6.86	---	6.86 08/05/2023	6.82	6.8	6.98	6.98	6.879	2000@6.86	552@7.00	71.44	2022	56,100	24	385,898.60	226,826.83	6.08	7	45102020
18,017,472	0.360	---	---	---	09/09/2022	28/08/2017	---	KTIMA KOSTAS LAZARIDIS SA (CR)	1.73	---	1.73 08/05/2023	---	---	---	---	---	70@1.64	1100@1.73	---	---	---	---	---	31,170.23	1.55	1.78	45101015
7,595,160	0.600	---	---	---	10/09/2019	18/08/2010	---	KIRIAKOULIS SHIPPING SA (CR)	0.966	2.77 <b>P</b>	0.94 08/05/2023	0.962	0.962	0.982	0.966	0.967	100@0.940	235@0.966	---	---	343	6	331.63	7,336.92	0.868	1.265	40501015
6,200,000	0.500	---	---	---	22/06/2010	01/11/1995	---	MINERVA KNITWEAR (CR)	0.496	---	0.496 08/05/2023	0.496	0.496	0.496	0.496	0.496	2000@0.430	600@0.494	---	---	240	1	119.04	3,075.20	0.414	0.585	40204020
5,939,268	0.620	---	---	---	10/07/2003	03/01/2002	---	LANAKAM SA (CR)	0.93	---	0.93 08/05/2023	---	---	---	---	---	60@0.850	53@0.930	---	---	---	---	---	5,523.52	0.716	1.16	40401020
9,819,370	0.500	---	---	---	14/08/2007	09/01/2004	---	MATHIOS REFRACTORY SA (CR)	0.69	-1.43 <b>€</b>	0.7 08/05/2023	0.7	0.67	0.7	0.69	0.674	257@0.670	3133@0.690	---	---	315	3	212.20	6,775.37	0.565	0.885	55101000
29,250,000	0.360	0.02	0.0401	---	21/06/2022	25/04/2019	---	MOTODYNAMICS S.A. (CR)	3.2	-0.31 <b>€</b>	3.21 08/05/2023	3.21	3.17	3.25	3.2	3.187	425@3.17	630@3.20	---	---	3,140	17	10,007.18	93,600.00	2.04	3.37	40401030
32,188,050	1.04	---	---	---	21/07/2008	20/01/2000	---	MOUZAKIS (CR)	0.7	---	0.7 08/05/2023	---	---	---	---	---	300@0.680	91@0.715	---	---	---	---	---	22,531.64	0.65	0.806	55101020
43,200,000	1.00	---	0.0824	---	07/09/2022	14/06/2022	---	MPLE KEDROS (CR)	2.42	---	2.42 08/05/2023	2.41	2.4	2.42	2.42	2.405	300@2.41	250@2.43	---	---	11,543	22	27,765.38	104,544.00	2.19	2.42	35102000
6,340,000	0.600	0.134	0.17	0.1	09/12/2022	12/01/2023	---	NAKAS MUSIC	2.32	---	2.32 08/05/2023	---	---	---	---	---	193@2.24	14@2.40	---	---	---	---	---	14,708.80	2.16	2.7	40401030
10,080,000	3.00	1.42	1.5	---	27/04/2022	27/08/2001	---	TPA SA (CR)	25.1	-0.40 <b>€</b>	25.2 08/05/2023	25	25	25.2	25.1	25.073	36@25.00	48@25.10	---	---	186	6	4,663.60	253,008.00	22.7	26.3	50206060
4,971,466	1.46	---	---	---	04/07/2007	08/10/2003	---	PAIRIS SA (CR)	0.98	-2.00 <b>€</b>	1 08/05/2023	0.92	0.9	0.986	0.98	0.931	300@0.916	10@0.984	---	---	2,611	23	2,430.36	4,872.04	0.83	1.18	50203030
27,098,594	0.540	0.07	0.05	0.0201	05/12/2022	14/01/2021	---	PAPOUTSANIS (CR)	2.33	-0.85 <b>€</b>	2.35 08/05/2023	2.35	2.3	2.35	2.33	2.301	250@2.26	1203@2.33	21.04	2022	3,115	7	7,167.45	63,139.72	2.26	2.51	45201020
7,070,400	0.930	0.1081	0.3242	---	17/06/2022	06/05/2016	---	PETROPOULOS PETROS (CR)	7.32	-1.08 <b>€</b>	7.4 08/05/2023	7.44	7.3	7.46	7.36	7.402	150@7.28	420@7.36	---	---	5,333	37	39,477.36	51,755.33	5.9	7.5	50206015
21,912,599	0.300	---	---	---	11/04/2011	23/02/2007	---	REVOIL (CR)	1.4	-1.06 <b>€</b>	1.415 08/05/2023	1.36	1.36	1.4	1.4	1.377	210@1.37	1595@1.40	---	---	395	8	543.75	30,677.64	1.21	1.5	60101020
13,582,223	1.35	---	---	---	24/06/2008	02/02/2016	---	SIDMA STEEL (CR)	2.33	0.43 <b>P</b>	2.32 08/05/2023	2.29	2.28	2.33	2.33	2.304	32@2.28	125@2.34	---	---	2,151	13	4,955.75	31,646.58	1.85	2.85	55102010
40,693,350	5.00	---	---	---	03/07/2006	26/05/2015	---	TECHNICAL OLYMPIC SA (CR)	2.03	1.50 <b>P</b>	2 08/05/2023	2	2	2.1	2.03	2.017	500@2.00	1193@2.03	---	---	9,773	42	19,716.68	82,607.50	1.76	2.41	40202010
3,048,000	0.300	---	---	---	06/07/2007	01/06/2021	---	TZIRAKIAN PROFIL (CR)	1.87	-1.06 <b>€</b>	1.89 08/05/2023	1.88	1.855	1.88	1.87	1.861	280@1.82	1517@1.87	32.76	2022	1,603	12	2,983.87	5,699.76	1.76	2.22	55102010
10,203,575	0.730	---	---	---	16/07/2007	18/10/1999	---	FIERATEX SA (CR)	0.382	2.14 <b>P</b>	0.374 08/05/2023	0.389	0.376	0.389	0.382	0.379	712@0.378	370@0.382	---	2022	14,028	19	5,315.54	3,897.77	0.37	0.5	55101020
8,340,750	1.16	---	---	---	25/06/2009	17/09/2018	---	HAIDEMENOS SA (CR)	0.5	1.21 <b>P</b>	0.494 08/05/2023	0.52	0.5	0.52	0.5	0.503	10@0.500	250@0.510	---	2022	60	2	30.20	4,170.38	0.452	0.6	50205030

Main Market - Low Liquidity Class

11,795,024	0.540	0.087	0.136	---	04/07/2022	30/08/2019	---	FLEXOPACK SA (CR)	8.05	---	8.05 08/05/2023	---	---	---	---	---	20@8.10	17@8.40	---	---	---	---	---	94,949.94	7.45	9.45	50203030
10,500,000	4.00	0.37	0.29	---	31/05/2022	02/08/2016	---	INTERCONTINENTAL (CR)	6.5	0.77 <b>P</b>	6.45 08/05/2023	6.5	6.5	6.5	6.5	6.5	500@6.45	500@6.55	12.40	2022	500	1	3,250.00	68,250.00	6.3	6.85	35102000

Number of Outstanding Securities	Nominal Value	Dividends [1]			Date of Last Coupon		Note	Shares	Closing price	% change	Previous closing price/date	Open price	Price min	Price max	Last price	Avg price	Last Bid [7]	Last Ask [7]	P/E after tax	Year	Volume	Trades	Transactions Value[8]	Company Mkt Value (thou. €)	Year low	Year high	Sector[ 4]	
		2020	2021	2022	Dividend [2]	Right																						
57,434,884	1.31	---	---	---	05/06/2008	12/06/2009	---	REDS S.A. (CR)	2.66	---	2.66	08/05/2023	---	---	---	---	750@2.57	200@2.71	---	---	---	---	---	152,776.79	2.26	3	35101010	
151,532,467	0.500	0.01	0.02	---	22/07/2022	10/06/2020	---	TRASTOR REAL EST. INV. CO.(CR)	1.02	---	1.02	08/05/2023	---	---	---	---	1453@0.995	633@1.03	---	---	---	---	---	154,563.12	0.965	1.14	35102000	
15,300,000	0.300	---	---	---	30/07/2009	13/12/1999	---	ATTICA PUBLICATIONS SA (CR)	0.266	---	0.266	08/05/2023	---	---	---	---	1040@0.252	2566@0.290	---	---	---	---	---	4,069.80	0.236	0.39	40301030	
15,000,000	0.300	---	---	---	06/07/2007	18/07/2000	---	DAIOS PLASTICS SA (CR)	3	---	3	08/05/2023	---	---	---	---	100@3.08	---	---	---	---	---	---	45,000.00	2.92	3.52	50203015	
3,307,500	0.210	---	---	---	11/08/2010	30/11/2022	---	ELVE SA (CR)	4.9	---	4.9	08/05/2023	4.76	4.76	4.76	4.76	13@4.76	200@4.90	19.31	2022	37	1	176.12	16,206.75	4.6	5.2	40204020	
2,760,000	11.83	9.4	11	---	14/06/2022	16/07/1990	---	KARELIA (CR)	330	-2.94	340	08/05/2023	330	330	330	330	20@324.00	10@342.00	---	---	10	2	3,300.00	910,800.00	288	340	45103010	
6,700,000	0.800	0.179	0.047	---	24/08/2022	29/05/2014	---	MILLS KEPENOS (CR)	2.28	---	2.28	08/05/2023	---	---	---	---	140@2.16	150@2.30	16.84	2022	---	---	---	15,276.00	1.93	2.54	45102020	
21,364,000	1.12	---	---	---	29/07/2019	08/03/2023	---	LAMPSPA HOTEL SA (CR)	23.4	-1.68	23.8	08/05/2023	23.2	23	23.4	23.4	23.246	100@23.00	100@24.00	---	---	375	7	8,717.40	499,917.60	20.6	24	40501025
8,321,682	0.670	---	---	---	17/08/2007	23/11/1999	---	N. LEVENTERIS (CR)	0.27	---	0.27	08/05/2023	0.27	0.27	0.27	0.27	0.27	---	990@0.270	---	2022	10	1	2.70	2,856.12	0.22	0.364	55102010
2,160,524	0.670	---	---	---	03/12/2018	23/11/1999	---	N. LEVENTERIS (PR)	0.282	---	0.282	08/05/2023	---	---	---	---	---	1110@0.310	---	2022	---	---	---	2,856.12	0.218	0.342	55102010	
27,379,200	0.980	---	---	---	03/07/2020	29/08/2022	---	CRETE PLASTICS SA (CR)	16.7	---	16.7	08/05/2023	---	---	---	---	500@16.00	560@17.00	---	---	---	---	---	457,232.64	14.7	17.1	50203015	
255,494,534	2.71	0.352	0.279	0.11	14/12/2022	30/09/2021	---	PRODEA (CR)	8.15	---	8.15	08/05/2023	---	---	---	---	100@7.45	123@8.15	---	---	---	---	---	2,082,280.45	7.3	8.6	35102000	
4,181,450	0.500	---	---	---	21/08/2000	05/03/2002	---	FLOUR MILLS SARANTOPOULOS SA	1.13	---	1.13	08/05/2023	---	---	---	---	100@1.02	280@1.23	---	---	---	---	---	4,725.04	1.02	1.5	45102020	

Exchange Traded Funds (ETFs)

906,928	---	---	---	---	15/06/2016	---	ALPHA ETF FTSE Athex Large Cap	27.5	1.85	P	27	08/05/2023	27.24	27.24	27.5	27.5	27.37	250@26.50	199@27.50	---	---	2	2	54.74	---	22.5	27.79	12003
---------	-----	-----	-----	-----	------------	-----	--------------------------------	------	------	---	----	------------	-------	-------	------	------	-------	-----------	-----------	-----	-----	---	---	-------	-----	------	-------	-------

Surveillance

356,314,416	0.060	---	---	---	07/07/2010	21/09/2017	5160	FRIGOGLASS SA (CR)	0.052	---	0.052	08/05/2023	0.052	0.052	0.0555	0.052	0.05311000@0.052	102000@0.055	---	---	---	610,000	60	32,125.00	18,528.35	0.05	0.158	50204000
65,326,268	0.530	---	---	---	04/07/2007	19/07/2006	4750	SATO SA (CR)	0.02	---	0.02	08/05/2023	0.02	0.02	0.02	0.02	0.02 1000@0.024	---	---	---	---	1,924	1	38.48	1,306.53	0.018	0.069	40202015
13,191,620	0.620	---	---	---	04/08/2010	09/09/2002	5232	YALCO - CONSTANTINOU (CR)	0.15	---	0.15	08/05/2023	---	---	---	---	970@0.123	1730@0.180	---	---	---	---	---	---	1,978.74	0.122	0.28	40202020
13,000,000	1.00	---	---	---	01/08/2007	07/04/2000	5093	AKRITAS SA (CR)	0.46	---	0.46	08/05/2023	---	---	---	---	143@0.456	710@0.500	---	---	---	---	---	---	5,980.00	0.45	0.67	50101035
221,519,681	0.300	---	---	---	02/07/2008	28/02/2011	4957	ANEK LINES SA (CR)	0.206	3.00	P	0.2	08/05/2023	0.2	0.2	0.212	0.206	0.206 5200@0.204	35000@0.208	---	---	129,400	38	26,633.00	46,558.32	0.177	0.248	40501015
312,163	0.300	---	---	---	02/07/2008	28/02/2011	4959	ANEK LINES SA (PR, issue '90)	0.072	---	0.072	08/05/2023	---	---	---	---	55000@0.086	---	---	---	---	---	---	---	46,558.32	0.072	0.086	40501015
2,969,713	0.300	---	---	---	02/07/2008	28/02/2011	4958	ANEK LINES SA (PR, issue '96)	0.304	---	0.304	08/05/2023	---	---	---	---	---	400@0.360	---	---	---	---	---	---	46,558.32	0.173	0.38	40501015
17,579,754	4.16	---	---	---	18/08/2006	02/08/2010	---	BIOTER SA (CR)	0.258	-0.77	E	0.26	08/05/2023	0.21	0.21	0.258	0.258	0.257 2950@0.220	310@0.260	---	---	9,200	9	2,361.60	4,535.58	0.21	0.398	50101010
54,654,600	0.050	---	---	---	01/07/1998	30/12/2022	5275	VIS SA (CR)	0.156	-2.50	E	0.16	08/05/2023	0.156	0.156	0.156	0.156	0.156 360@0.156	10000@0.160	---	2022	1,740	2	271.44	8,526.12	0.149	0.378	50203030
51,754,364	0.300	---	---	---	23/12/2003	24/01/2007	5197	SELECTED TEXT. IND. ASSOC (CR)	0.13	0.77	P	0.129	08/05/2023	0.13	0.13	0.13	0.13	0.13 2000@0.112	3296@0.130	---	---	2,000	2	260.00	6,728.07	0.11	0.202	55101020
371,337,000	0.300	---	---	---	30/05/2013	01/07/2022	---	INTRALOT (CR)	0.605	0.83	P	0.6	08/05/2023	0.6	0.6	0.605	0.605	0.60423749@0.600	10333@0.605	---	---	286,698	53	173,187.29	224,658.89	0.565	0.765	40501020
15,842,391	1.51	---	---	---	15/07/2009	12/05/2000	5141	BITROS HOLDING SA (CR)	0.56	---	0.56	08/05/2023	---	---	---	---	700@0.448	1411@0.540	---	---	---	---	---	---	8,871.74	0.408	0.82	55102010
24,319,250	0.300	---	---	---	09/07/2002	04/07/2007	5165	PROODEFTIKH SA (CR)	0.52	0.97	P	0.515	08/05/2023	0.47	0.47	0.52	0.52	0.491 400@0.510	803@0.520	---	---	5,000	13	2,456.00	12,646.01	0.4	0.6	50101010
28,438,268	0.070	---	---	---	21/08/2006	24/11/1999	5253	SPIROY AGRICULTURE SA (CR)	0.19	---	0.19	08/05/2023	---	---	---	---	30@0.164	1000@0.195	---	---	---	---	---	---	5,403.27	0.15	0.23	45102010
1,011,000	1.00	---	---	---	01/07/2004	11/12/2012	5193	TRIA ALFA SA (CR)	10	---	0.10	08/05/2023	---	---	---	---	100@8.00	49@10.30	76.59	2022	---	---	---	---	10,110.00	7.6	16.9	55101020

Suspension Status

66,948,210	0.300	---	---	---	22/09/2015	22/09/2015	5179	FOLLI FOLLIE (CR)	4.8	---	4.8	24/05/2018	---	---	---	---	---	---	---	---	---	---	---	---	321,351.41	4.8	4.8	40401030
12,417,000	0.310	---	---	---	27/08/2019	28/08/2017	5233	MLS MULTIMEDIA SA (CR)	0.57	---	0.57	12/05/2020	---	---	---	---	---	---	---	---	---	---	---	---	7,077.69	0.57	0.57	10101015
6,330,002	0.300	---	---	---	25/06/2002	15/03/2019	5278	VARVARESSOS (CR)	0.24	---	0.24	02/05/2023	---	---	---	---	---	---	4@0.280	---	---	---	---	---	1,519.20	0.16	0.25	55101020
3,961,300	1.28	---	---	---	29/06/2004	03/08/2000	5248	DUROS SA (CR)	0.25	---	0.25	24/04/2023	---	---	---	---	---	---	---	---	---	---	---	---	990.33	0.2	0.3	40204020
7,085,888	1.59	---	---	---	02/07/1996	06/09/2010	5216	ELVIEMEK (CR)	2.6	---	2.6	30/09/2019	---	---	---	---	---	---	---	---	---	---	---	---	18,423.31	2.6	2.6	35101010

Number of Outstanding Securities	Nominal Value	Dividends [1]			Date of Last Coupon		Note	Shares	Closing price	% change	Previous closing price/date		Open price	Price min	Price max	Last price	Avg price	Last Bid [7]	Last Ask [7]	P/E after tax	Year	Volume	Trades	Transactions Value[8]	Company Mkt Value (thou. €)	Year low	Year high	Sector[ 4]
		2020	2021	2022	Dividend [2]	Right																						
7,125,216	0.650	---	---	---	01/07/2005	14/12/1999	4955	KRE.KA SA (CR)	0.28	---	↘	0.28	06/04/2023	---	---	---	---	---	---	---	---	---	---	---	1,995.06	0.17	0.43	45102010
7,734,375	1.00	---	---	---	09/07/2007	07/01/2011	5277	LIVANIS SA (CR)	0.125	---	↘	0.125	28/04/2023	---	---	---	---	841@0.130	---	---	---	---	---	---	966.80	0.12	0.18	40301030
22,075,665	0.330	0.05	0.1	---	21/06/2022	23/11/2021	---	PLAISIO COMPUTERS SA (CR)	4.58	---	↘	4.58	19/04/2023	---	---	---	---	---	---	---	---	---	---	---	101,106.55	4.48	4.6	40401010

## Shares' Notes

Code	Note text
( )	- Adjusted dividends.
*	- Last adjusted closing price.
[1]	- Net dividends.
[2]	- The "Date of Last Coupon" for New listings refers to the date company's stocks started to trade in Athex
[3]	- The Company Market Value is referred to the number of outstanding shares
[4]	- Sectors codification can be found in Appendix A
[5]	- The Market Value refers to the total number of shares listed (including their several classes) in the exchange by the company.
[6]	- P/E greater than 100
[7]	- Last view of the Order Book before the end of the trading session
[8]	- All Blocks Methods' Transactions Value are included.
4750	- Transfer to the Under Surveillance Category from 8/4/2011.
4955	- Transfer to the Surveillance Category as from 5/4/2013.
4957	- Transfer to the Surveillance Category as from 5/4/2013.
4958	- Transfer to the Surveillance Category as from 5/4/2013.
4959	- Transfer to the Surveillance Category as from 5/4/2013.
5093	- Transfer to the Surveillance Category as of 8/4/2015.
5141	- Transfer to the Surveillance Category as of 10/05/2017.
5160	- Transfer to the Surveillance Category as of 15/04/2016.
5165	- Transfer to the Surveillance Category as of 15/02/2018.
5179	- Suspension of trading as of 25/05/2018.
5193	- Transfer to the Surveillance Category as of 25/10/2018.
5197	- Transfer to the Surveillance Category as of 07/11/2018.
5216	- Suspension of trading as of 01/10/2019.
5232	- Transfer to the Under Surveillance Category from 08/04/2011.
5233	- Suspension of trading as of 13/05/2020.
5248	- Transfer to the Surveillance Category as of 06/09/20116.
5253	- Transfer to the Surveillance Category as of 14/5/2021.
5275	- Transfer to the Surveillance Category as of 09/07/2020.
5277	- Suspension of trading as of 02/05/2023.
5278	- Suspension of trading as of 03/05/2023.

## Securities Blocks Details

Securities	Block Volume	Price	Block Trade Value	Time of approval	Note
TERNA ENERGY (CR)	69,095	20.00	1,381,900.00	11:21:59	20
NATIONAL BANK (CR)	500,000	5.23	2,615,000.00	11:54:29	20
PIRAEUS FINANCIAL HOLD (CR)	150,000	2.37	355,200.00	12:15:58	20
PIRAEUS FINANCIAL HOLD (CR)	966,000	2.37	2,285,556.00	12:25:04	20
PIRAEUS FINANCIAL HOLD (CR)	16,330	2.31	37,689.64	12:31:37	14
INTRACOM HOLDINGS (CR)	60,000	1.80	108,000.00	14:11:43	20
ALPHA SERVICES HOLD (CR)	550,000	1.20	657,800.00	14:16:43	20
PIRAEUS FINANCIAL HOLD (CR)	333,000	2.37	787,878.00	14:23:42	20
TERNA ENERGY (CR)	20,000	19.91	398,200.00	14:40:33	20
KRI-KRI S.A. (CR)	50,000	6.88	344,000.00	15:28:15	20
PIRAEUS FINANCIAL HOLD (CR)	200,000	2.36	472,400.00	15:50:51	20
KIRIAKOULIS SHIPPING SA (CR)	15	1.03	15.45	16:31:25	18
MOTOR OIL (CR)	20,000	21.62	432,400.00	16:38:43	20
MOTOR OIL (CR)	15,000	21.68	325,200.00	16:40:39	20
MOTOR OIL (CR)	20,000	21.62	432,400.00	16:48:33	20
MOTOR OIL (CR)	20,000	21.60	432,000.00	16:49:10	20
PIRAEUS FINANCIAL HOLD (CR)	150,000	2.37	355,200.00	16:54:09	20
ALPHA SERVICES HOLD (CR)	712,649	1.20	853,040.85	17:00:20	20
NATIONAL BANK (CR)	284,950	5.23	1,490,858.40	17:01:02	20
NATIONAL BANK (CR)	122,965	5.25	645,566.25	17:10:39	20
MOTOR OIL (CR)	20,000	21.62	432,400.00	17:10:39	20

## Blocks Notes

- 9 - Method 6-1 / Special Fees
- 10 - Method 6-1 / Special Fees, SDS
- 14 - Method 6-3 / Settlement, Incomplete Buy and Sell
- 18 - Method 6-2 / SPOT 1
- 19 - Method 6-2 / SPOT 2
- 20 - Method 6-1 and Method 6-1 Same Day Settlement
- 21 - Other Pre-agreed

Shares Rights Details

Occured date	Exercise from	Exercise until	Trading until	Rights	Price min	Price max	Closing price	Last Bid	Last Ask	Volume	Trades	Transactions Value
-----------------	------------------	-------------------	------------------	--------	--------------	--------------	------------------	----------	----------	--------	--------	-----------------------

No Rights Transactions.

Forced Sales Details

Securities	Category of Security	Transactions Volume	Number of Trades	Transactions Value	Note
No Forced Transactions.					

Forced Sales Notes

- 1 - Compulsory Public Forced Sales
- 2 - Forced Sales of Fixed Registered Shares
- 3 - Forced Sales of Remaining Fractional Shares

## Exchange Traded Funds (ETFs) Characteristics

	Transactions Date (T)	Creation / Redemption	Units (T-1)	New Units (T-1)	Redemption Units (T-1)	Units (T) [1]	Fund Assets [2]	Net Unit Price	Dividend per Unit	Dividend Date
ALPHA ETF FTSE Athex Large Cap	09/05/2023	5,000	906,928	---	---	906,928	24,934,980.00	27.4939	0.52	01/07/2022

## ETFs Notes

[1] - Units (T) = Units (T-1) + New Units (T-1) - Redemption Units (T-1)

[2] - The Creation / Redemption Units of T-1 are included.

### Non Convertible Corporate Bonds - Regulated Market

Num Listed Bonds	Nominal price	Issue price	Today's Rate	Exp. Date	Duration (years)	Note	Coupon		Trading Unit	Corporate Bonds	Accrued Int.	Yield.T.Mat	Price min	Price max	Closing price	Previous closing price/date	Volume	Transactions Value	Last order					
							Common	Preffered											Price	Buy / Sell	Date	ear min	Year max	
100,000	1,000.00	1,000.00	2.95	11/02/2027	5	---	3	---	1	SAFE BULKERS PARTICIPATIONS PLC (Non Convertible)	7.1292	4.9470	92.9998	92.9998	92.9998	92.5700	08/05/2023	1,000	937.13	92.1100	B	39/05/2023	89.9269	96.3000
320,000	1,000.00	1,000.00	3.40	21/07/2027	7	---	6	---	1	LAMDA DEVELOPMENT S.A. (Non Convertible)	10.2000	4.9120	93.0000	93.1000	93.0030	93.0000	08/05/2023	66,000	62,055.20	92.9000	B	39/05/2023	91.4001	95.5000
200,000	1,000.00	1,000.00	2.10	27/10/2027	7	---	6	---	1	O.P.A.P. S.A. (Non Convertible)	0.8167	3.7040	92.8800	93.0000	93.0000	92.7820	08/05/2023	109,000	101,455.41	92.5000	B	39/05/2023	91.9800	95.4000
200,000	1,000.00	1,000.00	1.90	23/03/2028	7	---	5	---	1	MOTOR OIL CORINTH REFINERIES SA (Non Convertible)	2.5861	4.3840	89.0001	89.4999	89.1750	88.7580	08/05/2023	14,000	12,520.70	89.0001	B	39/05/2023	87.5500	90.5000
100,000	1,000.00	1,000.00	2.70	25/05/2026	5	---	4	---	1	COSTAMARE PARTICIPATIONS PLC (Non Convertible)	12.5250	4.1210	95.0005	96.0000	95.5003	95.0330	08/05/2023	6,000	5,805.17	95.0001	B	39/05/2023	92.1400	97.0000
300,000	1,000.00	1,000.00	2.30	20/07/2028	7	---	4	---	1	PRODEA REIC S.A.(Non Convertible)	7.0917	6.1000	83.8100	84.1000	83.8100	84.0500	08/05/2023	36,000	30,505.44	83.8100	B	39/05/2023	82.0100	85.8000
150,000	1,000.00	1,000.00	2.65	22/10/2026	5	---	4	---	1	CPLP SHIPPING HOLDINGS PLC (Non Convertible)	1.2514	4.5790	93.6000	93.6000	93.6000	93.2000	08/05/2023	2,000	1,874.50	93.5300	B	39/05/2023	92.5500	96.0000
250,000	1,000.00	1,000.00	2.45	16/11/2028	7	---	3	---	1	ELVALHALCOR S.A. (Non Convertible)	11.9778	5.0130	87.5000	88.0000	87.9800	87.9900	08/05/2023	31,000	27,636.51	87.1201	B	39/05/2023	85.6375	91.0000
500,000	1,000.00	1,000.00	2.75	03/07/2027	7	---	6	---	1	GEK TERNA S.A. (Non Convertible)	9.7778	4.9770	90.7000	91.0000	90.8710	90.6300	08/05/2023	41,000	37,657.98	90.8500	B	39/05/2023	86.8000	91.0000
300,000	1,000.00	1,000.00	2.30	14/12/2028	7	---	3	---	1	GEK TERNA S.A. (Non Convertible)	9.4556	5.4590	85.1500	86.0000	85.5240	86.5000	08/05/2023	25,000	21,617.39	85.1500	B	39/05/2023	82.1339	87.4500
175,000	1,000.00	1,000.00	3.40	26/07/2024	5	---	8	---	1	ATTICA HOLDINGS S.A. (Non Convertible)	9.9167	4.1380	97.6000	98.5000	98.5000	97.7200	08/05/2023	83,000	82,235.63	97.7501	B	39/05/2023	96.6179	98.5000
230,000	1,000.00	1,000.00	4.70	12/07/2029	7	---	2	---	1	LAMDA DEVELOPMENT S.A. (Non convertible)	15.5361	4.6160	99.3000	99.5997	99.5248	99.4320	08/05/2023	34,000	34,366.66	99.2600	B	39/05/2023	94.9889	101.0000
100,000	1,000.00	1,000.00	4.40	26/07/2029	7	---	2	---	1	CPLP SHIPPING HOLDINGS PLC (Non Convertible)	12.8333	4.2530	99.9899	99.9900	99.9900	99.2000	08/05/2023	20,000	20,254.66	99.5000	B	39/05/2023	97.2369	100.8000
200,000	1,000.00	1,000.00	3.60	12/03/2026	7	---	9	---	1	AEGEAN AIRLINES S.A. (Non Convertible)	5.9000	3.7230	96.6110	98.5000	98.2086	97.8500	08/05/2023	59,000	58,291.19	97.9000	B	39/05/2023	95.6301	98.6000
150,000	1,000.00	1,000.00	2.60	22/10/2026	7	---	8	---	1	TERNA ENERGY FINANCE S.A. (Non Convertible)	1.2278	4.1700	---	---	---	94.0040	08/05/2023	---	---	94.2000	B	39/05/2023	92.5000	95.7400
100,000	1,000.00	1,000.00	2.80	25/01/2027	5	---	3	---	1	PREMIA S.A. (Non Convertible)	8.2444	5.6540	90.4900	90.4900	90.4900	89.9800	08/05/2023	4,000	3,652.58	88.9000	B	39/05/2023	87.6862	92.5100
120,000	1,000.00	1,000.00	3.95	04/04/2025	7	---	11	---	1	GEK TERNA S.A. (Non Convertible)	4.0597	3.7220	---	---	---	99.0410	08/05/2023	---	---	98.5600	B	39/05/2023	97.5523	99.8000
90,000	1,000.00	1,000.00	3.00	11/05/2023	5	---	10	---	1	CORAL A.E. (Non Convertible)	---	104.7580	---	---	---	99.3500	08/05/2023	---	---	98.5100	B	39/05/2023	98.8101	100.2000

## Corporate Bonds Notes

Transactions Volume = (Pieces) \* (Nominal Price). Transactions Value = (Pieces) \* (Nominal Price) \* (price %) + (Accrued interest).

The price of a Bond is stated as a percentage (%) of Bond's Nominal Price.

Nominal Price in Euros (€), except if it is noted differently.

Non Convertible Corporate Bonds - Regulated Market

Num Listed Bonds	Nominal price	Issue price	Today's Rate	Exp. Date	Duration (years)	Note	Coupon		Trading Unit	Corporate Bonds	Accrued Int.	Yield.T.Mat	Price min	Price max	Closing price	Previous closing price/date	Volume	Transactions Value	Last order		ear min	Year max		
							Common	Preffered											Price	Buy / Sell			Date	
20,148	1,000.00	1,000.00	4.95	26/06/2023	5	---	10	---	1	B&F COMM. & GARM. INDUS. S.A. (Non Convertible)	18.5625	8.2430	---	---	---	99.3000	21/04/2023	---	---	98.2961	B	39/05/2023	99.0571	100.6899
120,000	1,000.00	1,000.00	2.65	06/12/2028	7	---	3	---	1	NOVAL PROPERTY REIC (Non Convertible)	11.4833	5.2020	87.9500	88.0000	87.9700	87.9700	08/05/2023	27,000	24,063.65	87.5000	B	39/05/2023	84.3700	90.8700

Corporate Bonds Notes

Transactions Volume = (Pieces) \* (Nominal Price). Transactions Value = (Pieces) \* (Nominal Price) \* (price %) + (Accrued interest).  
The price of a Bond is stated as a percentage (%) of Bond's Nominal Price.  
Nominal Price in Euros (€), except if it is noted differently.

Government Bonds

Number Listed Bonds	Nominal price	Today's Rate	Accrued Interest Calc	Exp. Date [1]	Duration (years)	Note	Coupons Date	Curr. coupon value	Trading Unit	Government Bonds	Price min	Price max	Closing price	Previous closing price/date	Volume	Transactions Value	Price	Last order Buy / Sell	Date
4,500,000	1,000.00	1.88	Actual/Actual	04/02/2035	15	---	04/02	1.88	1	GGB-FXD-040235-15Y-1.875-1.000	---	---	---	---	---	---	---	---	---
2,500,000	1,000.00	3.45	Actual/Actual	02/04/2024	5	---	02/04	3.45	1	GGB-FXD-020424-05Y-3.450-1.000	---	---	---	---	---	---	---	---	---
6,000,000	1,000.00	0.75	Actual/Actual	18/06/2031	10	---	18/06	0.75	1	GGB-FXD-180631-10Y-0.750-1.000	---	---	---	---	---	---	---	---	---
2,500,000	1,000.00	3.88	Actual/Actual	15/06/2028	5	---	15/06	3.88	1	GGB-FXD-150628-05Y-3.875-1.000	---	---	---	---	---	---	---	---	---
5,962,747,327	1.00	3.75	Actual/Actual	30/01/2028	10	---	/02 - 01/02 - 31/	3.75	1	GGB-FXD-300128-10Y-3.750-1.00	---	---	---	85.4610 13/07/2018	---	---	1.0000	B	28/11/2018
7,067,309,386	1.00	3.90	Actual/Actual	30/01/2033	15	---	/02 - 01/02 - 31/	3.90	1	GGB-FXD-300133-15Y-3.900-1.00	---	---	---	78.6730 13/07/2018	---	---	1.0000	B	28/11/2018
5,472,848,349	1.00	4.00	Actual/Actual	30/01/2037	19	---	/02 - 01/02 - 31/	4.00	1	GGB-FXD-300137-19Y-4.000-1.00	---	---	---	77.0370 13/07/2018	---	---	1.0000	B	28/11/2018
5,276,770,669	1.00	4.20	Actual/Actual	30/01/2042	24	---	/02 - 01/02 - 31/	4.20	1	GGB-FXD-300142-24Y-4.200-1.00	---	---	---	77.7640 13/07/2018	---	---	1.0000	B	28/11/2018
48,794,718	1.00	4.30	Actual/Actual	24/02/2024	12	---	24/02	4.30	1	GGB-FXD-240224-12Y-2.000-1.00	---	---	---	10.0000 22/06/2015	---	---	---	---	---
40,248,141	1.00	4.30	Actual/Actual	24/02/2025	13	---	24/02	4.30	1	GGB-FXD-240225-13Y-2.000-1.00	---	---	---	10.0000 22/06/2015	---	---	---	---	---
59,586,043	1.00	4.30	Actual/Actual	24/02/2026	14	---	24/02	4.30	1	GGB-FXD-240226-14Y-2.000-1.00	---	---	---	10.0000 22/06/2015	---	---	---	---	---
41,118,344	1.00	4.30	Actual/Actual	24/02/2027	15	---	24/02	4.30	1	GGB-FXD-240227-15Y-2.000-1.00	---	---	---	10.0000 22/06/2015	---	---	---	---	---
45,137,734	1.00	4.30	Actual/Actual	24/02/2028	16	---	24/02	4.30	1	GGB-FXD-240228-16Y-2.000-1.00	---	---	---	10.0000 22/06/2015	---	---	---	---	---
61,768,888	1.00	4.30	Actual/Actual	24/02/2029	17	---	24/02	4.30	1	GGB-FXD-240229-17Y-2.000-1.00	---	---	---	10.0000 22/06/2015	---	---	---	---	---
54,567,744	1.00	4.30	Actual/Actual	24/02/2030	18	---	24/02	4.30	1	GGB-FXD-240230-18Y-2.000-1.00	---	---	---	10.0000 22/06/2015	---	---	---	---	---
37,541,515	1.00	4.30	Actual/Actual	24/02/2031	19	---	24/02	4.30	1	GGB-FXD-240231-19Y-2.000-1.00	---	---	---	10.0000 22/06/2015	---	---	---	---	---
37,558,317	1.00	4.30	Actual/Actual	24/02/2032	20	---	24/02	4.30	1	GGB-FXD-240232-20Y-2.000-1.00	---	---	---	10.0000 22/06/2015	---	---	---	---	---
37,473,732	1.00	4.30	Actual/Actual	24/02/2033	21	---	24/02	4.30	1	GGB-FXD-240233-21Y-2.000-1.00	---	---	---	10.0000 22/06/2015	---	---	---	---	---
33,888,293	1.00	4.30	Actual/Actual	24/02/2034	22	---	24/02	4.30	1	GGB-FXD-240234-22Y-2.000-1.00	---	---	---	10.0000 22/06/2015	---	---	---	---	---
35,177,800	1.00	4.30	Actual/Actual	24/02/2035	23	---	24/02	4.30	1	GGB-FXD-240235-23Y-2.000-1.00	---	---	---	10.0000 22/06/2015	---	---	---	---	---
35,547,268	1.00	4.30	Actual/Actual	24/02/2036	24	---	24/02	4.30	1	GGB-FXD-240236-24Y-2.000-1.00	---	---	---	10.0000 22/06/2015	---	---	---	---	---
40,246,306	1.00	4.30	Actual/Actual	24/02/2037	25	---	24/02	4.30	1	GGB-FXD-240237-25Y-2.000-1.00	---	---	---	10.0000 22/06/2015	---	---	---	---	---
37,643,952	1.00	4.30	Actual/Actual	24/02/2038	26	---	24/02	4.30	1	GGB-FXD-240238-26Y-2.000-1.00	---	---	---	10.0000 22/06/2015	---	---	---	---	---
36,977,100	1.00	4.30	Actual/Actual	24/02/2039	27	---	24/02	4.30	1	GGB-FXD-240239-27Y-2.000-1.00	---	---	---	10.0000 22/06/2015	---	---	---	---	---
41,615,000	1.00	4.30	Actual/Actual	24/02/2040	28	---	24/02	4.30	1	GGB-FXD-240240-28Y-2.000-1.00	---	---	---	10.0000 22/06/2015	---	---	---	---	---
42,227,208	1.00	4.30	Actual/Actual	24/02/2041	29	---	24/02	4.30	1	GGB-FXD-240241-29Y-2.000-1.00	---	---	---	10.0000 22/06/2015	---	---	---	---	---
68,288,487	1.00	4.30	Actual/Actual	24/02/2042	30	---	24/02	4.30	1	GGB-FXD-240242-30Y-2.000-1.00	---	---	---	10.0000 22/06/2015	---	---	---	---	---
4,000,000	1,000.00	3.88	Actual/Actual	12/03/2029	10	---	12/03	3.88	1	GGB-FXD-120329-10Y-3.875-1.000	---	---	---	---	---	---	100.0000	B	15/10/2019
4,500,000	1,000.00	0.00	Actual/Actual	12/02/2026	5	---	12/02	0.00	1	GGB-FXD-120226-05Y-0.000-1.000	---	---	---	---	---	---	---	---	---
3,000,000	1,000.00	3.38	Actual/Actual	15/02/2025	7	---	15/02	3.38	1	GGB-FXD-150225-07Y-3.375-1.000	---	---	---	---	---	---	---	---	---
964,000	1,000.00	3.25	Actual/Actual	20/03/2025	6	---	20/03	3.25	1	GGB-FXD-200325-06Y-3.250-1.000	---	---	---	---	---	---	---	---	---
2,100,000	1,000.00	3.55	Actual/Actual	20/03/2026	7	---	20/03	3.55	1	GGB-FXD-200326-07Y-3.550-1.000	---	---	---	---	---	---	---	---	---
40,000	1,000.00	2.18	FLR Actual/360	16/09/2023	1	---	16/03 - 16/09	---	1	GGB-FLT-160923-01Y-2.178-1.000	---	---	---	---	---	---	---	---	---
5,500,000	1,000.00	1.50	Actual/Actual	18/06/2030	10	---	18/06	1.50	1	GGB-FXD-180630-10Y-1.500-1.000	---	---	---	---	---	---	---	---	---

Government Bonds Notes

Transactions Volume = (Pieces) \* (Nominal Price). Transactions Value = (Pieces) \* (Nominal Price) \* (price %) + (Accrued interest).  
The Value of current coupon for the issues with NV 0.01 euro refers to NV 100 euros  
FLR: Floating Interest Rate.  
[1] - The Expiration Date of the interest bearing period and the Date for coupon payment.

Government Bonds

Number Listed Bonds	Nominal price	Today's Rate	Accrued Interest Calc	Exp. Date [1]	Duration (years)	Note	Coupons Date	Curr. coupon value	Trading Unit	Government Bonds	Price min	Price max	Closing price	Previous closing price/date	Volume	Transactions Value	Price	Last order Buy / Sell	Date
5,364,250	1,000.00	3.25	Actual/Actual	20/03/2050	30	---	20/03	3.25	1	GGB-FXD-200350-30Y-3.250-1.000	---	---	---	---	---	---	---	---	---
3,924,361	1,000.00	2.00	Actual/Actual	22/04/2027	7	---	22/04	2.00	1	GGB-FXD-220427-07Y-2.000-1.000	---	---	---	---	---	---	99.9000	B	22/04/2020
2,500,000	1,000.00	1.88	Actual/Actual	23/07/2026	7	---	23/07	1.88	1	GGB-FXD-230726-07Y-1.875-1.000	---	---	---	---	---	---	---	---	---
3,800,000	1,000.00	4.25	Actual/Actual	15/06/2033	10	---	15/06	4.25	1	GGB-FXD-150633-10Y-4.250-1.000	---	---	---	---	---	---	---	---	---
3,500,000	1,000.00	1.88	Actual/Actual	24/01/2052	30	---	24/01	1.88	1	GGB-FXD-240152-30Y-1.875-1.000	---	---	---	---	---	---	---	---	---
3,700,000	1,000.00	1.75	Actual/Actual	18/06/2032	10	---	18/06	1.75	1	GGB-FXD-180632-10Y-1.750-1.000	---	---	---	---	---	---	---	---	---
2,200,000	1,000.00	1.13	FLR Actual/360	15/12/2027	5	---	- 15/12 - 15/03 -	---	1	GGB-FLT-151227-05Y-1.130-1.000	---	---	---	---	---	---	102.1600	B	30/12/2022

Government Bonds Notes

Transactions Volume = (Pieces) \* (Nominal Price). Transactions Value = (Pieces) \* (Nominal Price) \* (price %) + (Accrued interest).  
The Value of current coupon for the issues with NV 0.01 euro refers to NV 100 euros  
FLR: Floating Interest Rate.  
[1] - The Expiration Date of the interest bearing period and the Date for coupon payment.

Treasury Bills & Zero Coupon Government Bonds

	13-Week Maturity									26-Week Maturity								52-Week Maturity									
Issue Date	Exp. Date	Initial Rate	Num Listed Bonds	Nominal price	Issue price	Last Trade Price	Last Trade Date	Volume Traded	Note	Exp. Date	Initial Rate	Num Listed Bonds	Nominal price	Issue price	Last Trade Price	Last Trade Date	Volume Traded	Note	Exp. Date	Initial Rate	Num Listed Bonds	Nominal price	Issue price	Last Trade Price	Last Trade Date	Volume Traded	Note
10/06/2022	---	---	---	---	---	---	---	---	---	---	---	---	---	---	---	---	---	---	09/06/2023	0.83	1,600,000	1,000.00	991.68	---	---	---	---
09/09/2022	---	---	---	---	---	---	---	---	---	---	---	---	---	---	---	---	---	---	08/09/2023	1.97	1,000,000	1,000.00	980.47	---	---	---	---
09/12/2022	---	---	---	---	---	---	---	---	---	---	---	---	---	---	---	---	---	---	08/12/2023	2.73	600,000	1,000.00	973.10	---	---	---	---
10/03/2023	---	---	---	---	---	---	---	---	---	---	---	---	---	---	---	---	---	---	08/03/2024	3.75	1,000,000	1,000.00	963.46	---	---	---	---

Bonds in Circulation	Currency / Min nominal traded Value	Coupons Payment Date	Current Coupon Value	Note	Coupon	Trading Unit	Issue Date	Duration (years)	Today's Interest	A.I.C in days	Bonds	Last price of previous days		Last Outcry in Cash (euro)			Trades in Pieces	Life min	Life Max
Corporate Bonds in Foreign Currency and Euro																			
103,746	GBP / 10	01/12	0.25	---	64	1	01/12/1930	98	2.5	360	National Mortgage Bank	2.27	05/02/1996	2.27	S	05/02/1996	---	2.27	2.27
0	GBP / 10	01/12	0.25	---	66	1	01/12/1928	100	2.5	360	National Mortgage Bank	---	---	---	---	---	---	---	---

Government Bonds Notes

A.I.C: Accrued Interest Calculation base.  
FLR: Floating Interest Rate.  
The minimum tradeable Nominal Value for all Demeterialised Government Titles is 100 Euros.  
(μτφρ-0)

Athex & ATHEXClear Members List

Member Name			Stock Market			Derivatives Market		ATHEXClear Member	
Address	Phone	Fax	Market Member	Remote Member	Market Maker	Proprietary	Market Maker	General Clearing	Direct Clearing
A. SARRIS SECURITIES S.A.			a						
6, ΔΡΑΓΑΤΣΑΝΙΟΥ 6 ATHINA	2103367700								
AEONIC SECURITIES C.I.F. P.L.C.			a						
, ΛΑΪΟΥ 6, ΓΡ. 301B, ANNA COURT	35725337600								
ALPHA BANK S.A.								a	
, ΣΤΑΔΙΟΥ 40 ATHINA	2103260000								
ALPHA FINANCE INVESTMENT SERVICES SINGLE MEMBER SA			a		a	a	a		a
5, ΠΑΝΕΠΙΣΤΗΜΙΟΥ 45 ATHINA	2103677400								
ARGUS STOCKBROKERS LTD			a	a		a			
25 , 25 ΛΕΩΦΟΡΟΣ ΔΗΜΟΣΘΕΝΗ ΣΕΒΕΡΗ	0035722717000								
ATLANTIC SECURITIES LTD			a	a					
37, ΠΡΟΔΡΟΜΟΥ 37	0035722445400								
AXON SECURITIES S.A.			a			a			
48, ΣΤΑΔΙΟΥ 48 ATHINA	2103363800								
BETA SECURITIES S.A.			a		a	a			a
29 , Λ.ΑΛΕΞΑΝΔΡΑΣ 29 ATHINA	2106478930								
BNP PARIBAS S.A.								a	
, ΛΑΜΨΑΚΟΥ 2 ATHINA	2107468525								
BOFA SECURITIES EUROPE SA			a	a					
, 112 AVENUE KL?BER 75116	+33 153655555								
CAPITAL SECURITIES S.A.			a			a			
58, ΜΗΤΡΟΠΟΛΕΩΣ 58 ATHINA	2103369700								
CITIGROUP GLOBAL MARKETS EUROPE AG			a	a					
16, REUTERWEG 16	+49 691366-0								
CITIGROUP GLOBAL MARKETS LIMITED			a						
1, 33 CANADA SQUARE -CANARY WHARF	+44 02079864000								
CREDIT SUISSE BANK (EUROPE), S.A.			a	a					
, CALLE AYALA 42, 3A PLANTA-B MADRID	+34917916000								
CREDIT SUISSE SECURITIES (EUROPE) LIMITED			a						
1 , ONE CABOT SQUARE LONDON	+44 2078888888								
CYCLOS SECURITIES S.A.			a			a			
39, ΧΑΡΙΛΑΟΥ ΤΡΙΚΟΥΠΗ 6-8-10 ATHINA	2103364300								
DEUTSCHE BANK S.A.				a					
1 , GREAT WINCHESTER STREET LONDON	+44 20 754 54209	00441133361437							
EUROBANK EQUITIES INVESTMENT FIRM SINGLE MEMBER SA			a		a	a	a		a
, ΦΙΛΕΛΛΗΝΩΝ 10 & ΞΕΝΟΦΩΝΤΟΣ 13 ATHINA	2103720425								
EUROBANK S.A.								a	
, ΟΘΩΝΟΣ 8 ATHINA	2103337000								
EUROCORP INVESTMENT SERVICES S.A.			a			a			a
14, ΠΛ.ΦΙΛΙΚΗΣ ΕΤΑΙΡΕΙΑΣ 14 ATHINA	2107263600								
EUOTRUST INVESTMENT FIRM SA			a						
113, ΣΕΒΑΣΤΟΥΠΟΛΕΩΣ 113 ATHINA	2103363100								
EUROXX SECURITIES S.A.			a		a	a	a		a
7, ΠΑΛΑΙΟΛΟΓΟΥ ΧΑΛΑΝΔΡΙ	(210)-6879400	(210)-6879401							
7, PALEOLOGOU CHALANDRI	+30 2106879400	210-6879401							
FREEDOM FINANCE EUROPE LTD				a					
, ΧΡΙΣΤΑΚΗ ΚΡΑΝΟΥ 20	035725257786								
G. A. PERVANAS SECURITIES- INVESTMENT SERVICES S.A.			a						
7-9, ΣΟΦΟΚΛΕΟΥΣ 7-9 ATHINA	2103727200								
GLOBAL CAPITAL SECURITIES & FINANCIAL SERVICES LTD			a	a					
50, Λ.ΑΡΧΙΕΠΙΣΚΟΠΟΥ ΜΑΚΑΡΙΟΥ Γ'50	0035722710710								
GREENPOST TRADING EUROPE LTD				a					
, ΚΙΜΟΝΟΣ 3, ACROPOLIS MANSIONS, 2ND FLOOR, FLAT/OFFICE 202	035722521389								
HELLENIC AMERICAN SECURITIES S.A.			a		a	a			a
27, ΑΝΔΡΕΑ ΠΑΠΑΝΔΡΕΟΥ 27 MAROUSI	2103311100								
HELLENIC BANK (INVESTMENTS) LTD				a					
, AVE.KYRIAKOU MATSI 31 - PO BOX 24747 NICOSIA	+357 22500100	357 22500110							
HSBC CONTINENTAL EUROPE								a	
109-111, Λ.ΜΕΣΟΓΕΙΩΝ 109-111	2106960000								
INDEX SECURITIES S.A.			a						
6, ΔΡΑΓΑΤΣΑΝΙΟΥ 6 ATHINA	2103213920								
J. CHR. MAVRIKIS SECURITIES S.A.			a						
5, ΣΟΦΟΚΛΕΟΥΣ 5 ATHINA	2103216730								

Athex & ATHEXClear Members List

Member Name			Stock Market			Derivatives Market		ATHEXClear Member	
Address	Phone	Fax	Market Member	Remote Member	Market Maker	Proprietary	Market Maker	General Clearing	Direct Clearing
KAPPA SECURITIES S.A.			a			a			
15, ΒΑΛΛΑΡΙΤΟΥ 15 ATHINA	2103678600								
KARAMANOF SECURITIES & INVESTMENT SERVICES S.A.			a						
2, ΠΛ.ΑΓ.ΘΕΟΔΩΡΩΝ 2 ATHINA	2103212947								
LAIKI FINANCIAL SERVICES LTD				a					
26, AVE. VYRONOS NICOSIA	357 22367367	357 22718567							
LEON DEPOLAS SECURITIES S.A.			a		a	a			
1, ΧΡΗΣΤΟΥ ΛΑΔΑ 1 ATHINA	2103213276 -28								
MEGA EQUITY SECURITIES & FINANCIAL SERVICES PUBLIC LTD			a	a		a			
42-44, ΛΕΩΦ.ΓΡΙΒΑΔΙΓΕΝΗ 42-44	0035722711711								
MERIT SECURITIES S.A			a		a	a			a
5, ΣΟΦΟΚΛΕΟΥΣ 5 ATHINA	2103671880								
MERRILL LYNCH INTERNATIONAL			a						
2 , 2 KING EDWARD STREET LONDON	+44 20276281000								
N. CHRYSOCHOIDIS SECURITIES S.A.			a			a			a
7-9, ΣΟΦΟΚΛΕΟΥΣ 7-9 ATHINA	2103213913								
NATIONAL BANK OF GREECE S.A.			a			a		a	
86, ΑΙΟΛΟΥ STR. ATHINA	(210)-3341000	(210)-3228187							
68, ΑΚΑΔΙΜΙΑΣ STR. ATHINA	(210)-3328817	(210)-3328678							
NATIONAL SECURITIES SINGLE MEMBER SA			a		a	a	a		
66, ΛΕΩΦΟΡΟΣ ΑΘΗΝΩΝ 128-132 & ΙΦΙΓΕΝΙΑΣ ATHINA	2103328784								
NUNTIOUS BROKERAGE AND INVESTMENT SERVICES S.A			a						
6, ΔΡΑΓΑΤΣΑΝΙΟΥ 6 ATHINA	2103350599								
ONE PLUS CAPITAL LIMITED			a	a					
, 75 PRODROMOU AVENUE NICOSIA 1307	35722873760								
OPTIMA BANK S.A.			a		a	a	a	a	
32 , ΑΙΓΙΑΛΕΙΑΣ 32 & ΠΑΡΑΔΕΙΣΟΥ MAROUSI	2108173663								
PANCRETA BANK S.A								a	
, ΙΚΑΡΟΥΣ 5	2810 338800								
PANTELAKIS SECURITIES S.A.			a		a	a	a		
57, ΕΘΝΙΚΗΣ ΑΝΤΙΣΤΑΣΕΩΣ 57, ΚΤΙΡΙΟ Β CHALANDRI	2106965000								
PEGASUS SECURITIES S.A			a			a			
17 , ΒΑΛΛΑΡΙΤΟΥ 17 & ΑΜΕΡΙΚΗΣ ATHINA	2103670700								
PIRAEUS BANK S.A.			a			a		a	
, ΑΜΕΡΙΚΗΣ 4 ATHINA	2103335000								
PIRAEUS SECURITIES S. A.			a		a	a	a		a
10, ΣΤΑΔΙΟΥ 10 ATHINA	2103354100								
PROCHOICE SECURITIES LTD			a	a					
57, ΛΕΩΦ.ΣΠΥΡΟΥ ΚΥΠΡΙΑΝΟΥ 57, ΑΚΙΝΗΤΑ Φ	035724661192								
SHARELINK SECURITIES & FINANCIAL SERVICES LTD			a			a			
6 , HOUSE-ΘΕΟΤΟΚΗ 6 ΜΕΓΑΡΟ ΕΛΛΗΝΑ	+357 22554200								
SOCIETE GENERALE S.A.			a	a		a			
, 17 COURS VALMY, CEDEX	+157290504								
SOLIDUS SECURITIES S.A			a			a			a
64, ΛΟΥΙΖΗΣ ΡΙΑΝΚΟΥΡ 64 ATHINA	2106900600								
ST. EM. LAVRENTAKIS SECURITIES S.A.			a			a			
7-9, ΣΟΦΟΚΛΕΟΥΣ 7-9 ATHINA	2103213336								
THE CYPRUS INVESTMENT & & SECURITIES CORPORATION LTD			a	a					
154, ΑΓΙΟΥ ΠΡΟΚΟΠΙΟΥ & ΠΟΣΕΙΔΩΝΟΣ 1	00357222121700								
UBS EUROPE SE			a	a					
, OPERNTURM, BOCKENHEIMER LANDSTRASSE 2-4	496921790								
UBS LIMITED				a					
1 , FINSBURY AVENUE LONDON	+44 2075687135								

## List of Stocks under Market Making operations

Securities	Stock Category
Market Maker	Start Market Making
<b>MLS MULTIMEDIA SA (CR)</b>	<b>Suspension Status</b>
PIRAEUS SECURITIES S. A.	01/08/2019
<b>ALPHA ETF FTSE Athex Large Cap</b>	<b>Exchange Traded Funds (ETFs)</b>
ALPHA FINANCE INVESTMENT SERVICES SINGLE MEMBER SA	02/01/1900
NATIONAL SECURITIES SINGLE MEMBER SA	02/01/1900
<b>ADMIE (IPTO) HOLDING S.A. (CR)</b>	<b>Main Market</b>
EUROBANK EQUITIES INVESTMENT FIRM SINGLE MEMBER SA	24/05/2021
HELLENIC AMERICAN SECURITIES S.A.	09/03/2020
PIRAEUS SECURITIES S. A.	29/06/2017
<b>AEGEAN AIRLINES (CR)</b>	<b>Main Market</b>
EUROBANK EQUITIES INVESTMENT FIRM SINGLE MEMBER SA	22/09/2020
<b>ALPHA SERVICES HOLD (CR)</b>	<b>Main Market</b>
ALPHA FINANCE INVESTMENT SERVICES SINGLE MEMBER SA	29/02/2016
EUROBANK EQUITIES INVESTMENT FIRM SINGLE MEMBER SA	22/10/2006
HELLENIC AMERICAN SECURITIES S.A.	25/07/2014
LEON DEPOLAS SECURITIES S.A.	04/01/2016
MERIT SECURITIES S.A	03/09/2012
NATIONAL SECURITIES SINGLE MEMBER SA	02/01/1900
PIRAEUS SECURITIES S. A.	28/05/2009
<b>ALPHA TRUST (CR)</b>	<b>Main Market</b>
EUROBANK EQUITIES INVESTMENT FIRM SINGLE MEMBER SA	06/02/2023
LEON DEPOLAS SECURITIES S.A.	04/01/2021
<b>ANDROMEDA SA (CR)</b>	<b>Main Market</b>
BETA SECURITIES S.A.	15/02/2021
OPTIMA BANK S.A.	03/04/2023
<b>ATTICA BANK S.A. (CR)</b>	<b>Main Market</b>
EUROXX SECURITIES S.A.	22/01/2016
PIRAEUS SECURITIES S. A.	20/09/2017
<b>AUSTRIACARD (CB)</b>	<b>Main Market</b>
BETA SECURITIES S.A.	23/03/2023
<b>AUTOHELLAS SA (CR)</b>	<b>Main Market</b>
ALPHA FINANCE INVESTMENT SERVICES SINGLE MEMBER SA	01/07/2019
EUROXX SECURITIES S.A.	02/07/2018
<b>AVAX S.A. (CR)</b>	<b>Main Market</b>
EUROBANK EQUITIES INVESTMENT FIRM SINGLE MEMBER SA	14/12/2015
PIRAEUS SECURITIES S. A.	01/02/2021
<b>AVE (CR)</b>	<b>Main Market</b>
EUROXX SECURITIES S.A.	05/06/2020
<b>BRIQ PROPERTIES (CR)</b>	<b>Main Market</b>
EUROBANK EQUITIES INVESTMENT FIRM SINGLE MEMBER SA	09/09/2019
LEON DEPOLAS SECURITIES S.A.	22/02/2021
<b>CC HBC AG (CR)</b>	<b>Main Market</b>
BETA SECURITIES S.A.	08/03/2021
NATIONAL SECURITIES SINGLE MEMBER SA	02/01/1900
PIRAEUS SECURITIES S. A.	04/05/2015
<b>CENERGY HOLDINGS (CB)</b>	<b>Main Market</b>
ALPHA FINANCE INVESTMENT SERVICES SINGLE MEMBER SA	02/01/2016
EUROBANK EQUITIES INVESTMENT FIRM SINGLE MEMBER SA	02/01/2016
OPTIMA BANK S.A.	14/03/2022
PANTELAKIS SECURITIES S.A.	27/12/2022
<b>CNL CAPITAL (CR)</b>	<b>Main Market</b>
MERIT SECURITIES S.A	01/10/2018
<b>DIMAND (CR)</b>	<b>Main Market</b>
ALPHA FINANCE INVESTMENT SERVICES SINGLE MEMBER SA	08/08/2022
EUROBANK EQUITIES INVESTMENT FIRM SINGLE MEMBER SA	08/08/2022
<b>EKTER SA (CR)</b>	<b>Main Market</b>
BETA SECURITIES S.A.	26/09/2022
EUROBANK EQUITIES INVESTMENT FIRM SINGLE MEMBER SA	16/10/2017
LEON DEPOLAS SECURITIES S.A.	21/05/2018
<b>ELASTRON (CR)</b>	<b>Main Market</b>
LEON DEPOLAS SECURITIES S.A.	20/02/2017
<b>ELLAKTOR (CR)</b>	<b>Main Market</b>
ALPHA FINANCE INVESTMENT SERVICES SINGLE MEMBER SA	18/03/2019
EUROBANK EQUITIES INVESTMENT FIRM SINGLE MEMBER SA	01/06/2012
EUROXX SECURITIES S.A.	24/09/2018
NATIONAL SECURITIES SINGLE MEMBER SA	02/01/1900
PIRAEUS SECURITIES S. A.	22/10/2018

## List of Stocks under Market Making operations

Securities	Stock Category
Market Maker	Start Market Making
<b>ELTON SA (CR)</b>	Main Market
BETA SECURITIES S.A.	03/09/2012
EUROBANK EQUITIES INVESTMENT FIRM SINGLE MEMBER SA	28/11/2022
OPTIMA BANK S.A.	30/01/2023
<b>ELVALHALCOR (CR)</b>	Main Market
ALPHA FINANCE INVESTMENT SERVICES SINGLE MEMBER SA	07/05/2018
BETA SECURITIES S.A.	09/01/2023
EUROBANK EQUITIES INVESTMENT FIRM SINGLE MEMBER SA	07/05/2018
<b>ENTERSOFT (CR)</b>	Main Market
ALPHA FINANCE INVESTMENT SERVICES SINGLE MEMBER SA	23/03/2023
EUROBANK EQUITIES INVESTMENT FIRM SINGLE MEMBER SA	22/06/2020
<b>EUROBANK HOLDINGS (CR)</b>	Main Market
ALPHA FINANCE INVESTMENT SERVICES SINGLE MEMBER SA	09/01/2006
EUROBANK EQUITIES INVESTMENT FIRM SINGLE MEMBER SA	01/06/2012
HELLENIC AMERICAN SECURITIES S.A.	25/07/2014
LEON DEPOLAS SECURITIES S.A.	30/11/2018
MERIT SECURITIES S.A.	06/11/2017
NATIONAL SECURITIES SINGLE MEMBER SA	02/01/1900
PIRAEUS SECURITIES S. A.	28/09/2009
<b>EUROCONSULTANTS S.A. (CR)</b>	Main Market
OPTIMA BANK S.A.	01/02/2023
<b>EYDAP S.A. (CR)</b>	Main Market
ALPHA FINANCE INVESTMENT SERVICES SINGLE MEMBER SA	27/01/2020
EUROBANK EQUITIES INVESTMENT FIRM SINGLE MEMBER SA	10/06/2019
<b>FOURLIS (CR)</b>	Main Market
EUROBANK EQUITIES INVESTMENT FIRM SINGLE MEMBER SA	01/12/2016
PIRAEUS SECURITIES S. A.	06/03/2017
<b>GEK TERNA (CR)</b>	Main Market
BETA SECURITIES S.A.	08/03/2021
EUROBANK EQUITIES INVESTMENT FIRM SINGLE MEMBER SA	24/05/2021
PIRAEUS SECURITIES S. A.	29/08/2019
<b>GR. SARANTIS S.A. (CR)</b>	Main Market
BETA SECURITIES S.A.	14/05/2012
EUROBANK EQUITIES INVESTMENT FIRM SINGLE MEMBER SA	24/10/2016
<b>HELLENIC EXCHANGES-A.S.E. (CR)</b>	Main Market
HELLENIC AMERICAN SECURITIES S.A.	01/09/2014
NATIONAL SECURITIES SINGLE MEMBER SA	02/01/1900
PIRAEUS SECURITIES S. A.	04/05/2015
<b>HELLENIQ ENERGY (CR)</b>	Main Market
HELLENIC AMERICAN SECURITIES S.A.	14/09/2015
PIRAEUS SECURITIES S. A.	20/03/2017
<b>IDEAL HOLDINGS (CR)</b>	Main Market
EUROBANK EQUITIES INVESTMENT FIRM SINGLE MEMBER SA	07/06/2021
PIRAEUS SECURITIES S. A.	07/06/2021
<b>INTERCONTINENTAL (CR)</b>	Main Market
LEON DEPOLAS SECURITIES S.A.	03/06/2019
<b>INTERLIFE G.C.I.(CR)</b>	Main Market
BETA SECURITIES S.A.	24/10/2022
<b>INTERWOOD-XYLEMPORIA (CR)</b>	Main Market
EUROBANK EQUITIES INVESTMENT FIRM SINGLE MEMBER SA	05/07/2021
PANTELAKIS SECURITIES S.A.	01/07/2021
<b>INTRAKAT (CR)</b>	Main Market
BETA SECURITIES S.A.	04/10/2021
PANTELAKIS SECURITIES S.A.	10/10/2022
<b>JUMBO SA (CR)</b>	Main Market
BETA SECURITIES S.A.	01/02/2021
EUROBANK EQUITIES INVESTMENT FIRM SINGLE MEMBER SA	25/05/2020
MERIT SECURITIES S.A.	06/11/2017
PIRAEUS SECURITIES S. A.	06/03/2017
<b>KLOUKINAS - LAPPAS SA (CR)</b>	Main Market
OPTIMA BANK S.A.	02/01/2023
<b>KRI-KRI S.A. (CR)</b>	Main Market
EUROBANK EQUITIES INVESTMENT FIRM SINGLE MEMBER SA	07/05/2018
LEON DEPOLAS SECURITIES S.A.	16/01/2017
<b>LAMDA DEVELOPMENT SA (CR)</b>	Main Market
EUROBANK EQUITIES INVESTMENT FIRM SINGLE MEMBER SA	08/12/2014
PANTELAKIS SECURITIES S.A.	06/11/2017
PIRAEUS SECURITIES S. A.	29/06/2017

## List of Stocks under Market Making operations

Securities	Stock Category
Market Maker	Start Market Making
<b>LAMPSA HOTEL SA (CR)</b>	<b>Main Market</b>
LEON DEPOLAS SECURITIES S.A.	16/01/2017
<b>MIG (CR)</b>	<b>Main Market</b>
EUROBANK EQUITIES INVESTMENT FIRM SINGLE MEMBER SA	23/03/2015
PIRAEUS SECURITIES S. A.	02/02/2009
<b>MOTOR OIL (CR)</b>	<b>Main Market</b>
BETA SECURITIES S.A.	08/03/2021
EUROBANK EQUITIES INVESTMENT FIRM SINGLE MEMBER SA	22/10/2006
LEON DEPOLAS SECURITIES S.A.	01/04/2019
MERIT SECURITIES S.A.	25/02/2019
NATIONAL SECURITIES SINGLE MEMBER SA	02/01/1900
PIRAEUS SECURITIES S. A.	04/05/2015
<b>MPLE KEDROS (CR)</b>	<b>Main Market</b>
MERIT SECURITIES S.A	30/09/2022
<b>MYTILINEOS (CR)</b>	<b>Main Market</b>
ALPHA FINANCE INVESTMENT SERVICES SINGLE MEMBER SA	15/04/2019
BETA SECURITIES S.A.	11/04/2022
EUROBANK EQUITIES INVESTMENT FIRM SINGLE MEMBER SA	20/09/2017
MERIT SECURITIES S.A	25/02/2019
NATIONAL SECURITIES SINGLE MEMBER SA	02/01/1900
PIRAEUS SECURITIES S. A.	04/05/2015
<b>NATIONAL BANK (CR)</b>	<b>Main Market</b>
ALPHA FINANCE INVESTMENT SERVICES SINGLE MEMBER SA	09/01/2006
EUROBANK EQUITIES INVESTMENT FIRM SINGLE MEMBER SA	22/10/2006
HELLENIC AMERICAN SECURITIES S.A.	25/07/2014
LEON DEPOLAS SECURITIES S.A.	20/05/2015
MERIT SECURITIES S.A	03/09/2012
NATIONAL SECURITIES SINGLE MEMBER SA	02/01/1900
PIRAEUS SECURITIES S. A.	08/09/2008
<b>OPAP (CR)</b>	<b>Main Market</b>
ALPHA FINANCE INVESTMENT SERVICES SINGLE MEMBER SA	09/01/2006
BETA SECURITIES S.A.	11/04/2022
EUROBANK EQUITIES INVESTMENT FIRM SINGLE MEMBER SA	22/10/2006
HELLENIC AMERICAN SECURITIES S.A.	25/07/2014
MERIT SECURITIES S.A	20/03/2017
NATIONAL SECURITIES SINGLE MEMBER SA	02/01/1900
PIRAEUS SECURITIES S. A.	04/05/2015
<b>OTE (CR)</b>	<b>Main Market</b>
ALPHA FINANCE INVESTMENT SERVICES SINGLE MEMBER SA	09/01/2006
BETA SECURITIES S.A.	11/04/2022
EUROBANK EQUITIES INVESTMENT FIRM SINGLE MEMBER SA	22/10/2006
HELLENIC AMERICAN SECURITIES S.A.	25/07/2014
LEON DEPOLAS SECURITIES S.A.	20/04/2015
MERIT SECURITIES S.A	20/03/2017
NATIONAL SECURITIES SINGLE MEMBER SA	02/01/1900
PIRAEUS SECURITIES S. A.	08/09/2008
<b>P.P.A. S.A. (CR)</b>	<b>Main Market</b>
EUROBANK EQUITIES INVESTMENT FIRM SINGLE MEMBER SA	06/02/2019
<b>PAPOUTSANIS (CR)</b>	<b>Main Market</b>
BETA SECURITIES S.A.	25/11/2013
<b>PETROPOULOS PETROS (CR)</b>	<b>Main Market</b>
EUROBANK EQUITIES INVESTMENT FIRM SINGLE MEMBER SA	01/04/2019
PANTELAKIS SECURITIES S.A.	16/03/2020
<b>PIRAEUS FINANCIAL HOLD (CR)</b>	<b>Main Market</b>
ALPHA FINANCE INVESTMENT SERVICES SINGLE MEMBER SA	15/04/2019
EUROBANK EQUITIES INVESTMENT FIRM SINGLE MEMBER SA	22/10/2006
EUROXX SECURITIES S.A.	15/02/2016
HELLENIC AMERICAN SECURITIES S.A.	25/07/2014
LEON DEPOLAS SECURITIES S.A.	30/11/2018
MERIT SECURITIES S.A	16/09/2013
NATIONAL SECURITIES SINGLE MEMBER SA	02/01/1900
PIRAEUS SECURITIES S. A.	16/02/2009

## List of Stocks under Market Making operations

Securities	Stock Category
Market Maker	Start Market Making
<b>PPC (CR)</b>	<b>Main Market</b>
ALPHA FINANCE INVESTMENT SERVICES SINGLE MEMBER SA	09/01/2006
BETA SECURITIES S.A.	01/02/2021
EUROBANK EQUITIES INVESTMENT FIRM SINGLE MEMBER SA	22/10/2006
HELLENIC AMERICAN SECURITIES S.A.	01/09/2014
MERIT SECURITIES S.A	06/11/2017
NATIONAL SECURITIES SINGLE MEMBER SA	02/01/1900
PIRAEUS SECURITIES S. A.	28/09/2009
<b>PREMA (CR)</b>	<b>Main Market</b>
BETA SECURITIES S.A.	01/06/2021
LEON DEPOLAS SECURITIES S.A.	05/12/2022
PANTELAKIS SECURITIES S.A.	23/12/2021
<b>PROFILE SA (CR)</b>	<b>Main Market</b>
OPTIMA BANK S.A.	03/04/2023
PANTELAKIS SECURITIES S.A.	01/07/2019
<b>QUALITY &amp; RELIABILITY SA (CR)</b>	<b>Main Market</b>
OPTIMA BANK S.A.	03/01/2023
<b>QUEST HOLDINGS (CR)</b>	<b>Main Market</b>
BETA SECURITIES S.A.	26/03/2018
EUROBANK EQUITIES INVESTMENT FIRM SINGLE MEMBER SA	28/01/2019
<b>SIDMA STEEL (CR)</b>	<b>Main Market</b>
LEON DEPOLAS SECURITIES S.A.	06/06/2022
<b>SPACE HELLAS SA (CR)</b>	<b>Main Market</b>
MERIT SECURITIES S.A	09/12/2022
<b>TECHNICAL OLYMPIC SA (CR)</b>	<b>Main Market</b>
BETA SECURITIES S.A.	04/04/2022
<b>TERNA ENERGY (CR)</b>	<b>Main Market</b>
EUROBANK EQUITIES INVESTMENT FIRM SINGLE MEMBER SA	24/05/2021
PIRAEUS SECURITIES S. A.	09/12/2019
<b>THRACE PLASTICS SA (CR)</b>	<b>Main Market</b>
ALPHA FINANCE INVESTMENT SERVICES SINGLE MEMBER SA	26/03/2018
EUROBANK EQUITIES INVESTMENT FIRM SINGLE MEMBER SA	26/03/2018
<b>TITAN CEMENT (CB)</b>	<b>Main Market</b>
BETA SECURITIES S.A.	01/02/2021
EUROBANK EQUITIES INVESTMENT FIRM SINGLE MEMBER SA	06/11/2019
PIRAEUS SECURITIES S. A.	18/01/2021
<b>TZIRAKIAN PROFIL (CR)</b>	<b>Main Market</b>
LEON DEPOLAS SECURITIES S.A.	19/07/2021
<b>VIOHALCO SA/NV (CB)</b>	<b>Main Market</b>
ALPHA FINANCE INVESTMENT SERVICES SINGLE MEMBER SA	11/03/2008
EUROBANK EQUITIES INVESTMENT FIRM SINGLE MEMBER SA	04/03/2014
MERIT SECURITIES S.A	17/03/2014

Underlying Asset				Derivatives Market													
Price max	Price min	Closing price	change	Delivery Month	Open price	Price max	Price min	Last price	Closing price	Last Bid	Last Ask	Fixing price*	Life high	Life low	Trades	Volume	Open Interest
(Trade Unit: 1 Index Point x 2€, Cash Settlement)																	
				May 2023	---	---	---	---	4,301.00	---	---	---	---	---	---	---	---
				June 2023	---	---	---	---	4,307.75	---	---	---	---	---	---	---	---
				July 2023	---	---	---	---	4,316.00	---	---	---	---	---	---	---	---
				September 2023	---	---	---	---	4,329.50	---	---	---	---	---	---	---	---
				December 2023	---	---	---	---	4,351.25	---	---	---	---	---	---	---	---
				March 2024	---	---	---	---	4,373.00	---	---	---	---	---	---	---	---
(Trade Unit: 1 Index Point x 2€, Cash Settlement)																	
FTSE/Athex Large Cap				May 2023	2,735.00	2,747.75	2,723.50	2,747.75	2,747.75	---	---	---	2,747.75	---	79	319	5,550
2,744.09	2,721.72	2,735.63	0.25%	June 2023	2,725.00	2,730.00	2,725.00	2,730.00	2,730.00	---	---	---	2,730.00	---	10	97	259
				July 2023	---	---	---	---	2,740.00	---	---	---	---	---	---	---	---
				September 2023	---	---	---	---	2,748.50	---	---	---	---	---	---	---	---
				December 2023	---	---	---	---	2,762.25	---	---	---	---	---	---	---	---
				March 2024	---	---	---	---	2,776.00	---	---	---	---	---	---	---	---
(Trade Unit: 1 Index Point x 15€, Cash Settlement)																	
FTSE/Athex Banks				June 2023	864.00	868.25	860.00	868.25	868.25	---	---	---	868.25	---	9	69	1,056
871.20	859.09	869.33	0.67%	September 2023	---	---	---	---	869.75	---	---	---	---	---	---	---	---
				December 2023	---	---	---	---	874.25	---	---	---	---	---	---	---	---
				March 2024	---	---	---	---	878.50	---	---	---	---	---	---	---	---

Underlying Asset				Derivatives Market													
Price max	Price min	Closing price	change	Delivery Month	Open price	Price max	Price min	Last price	Closing price	Last Bid	Last Ask	Fixing price*	Life high	Life low	Trades	Volume	Open Interest
ADMIE (IPTO) HOLDING S.A. (CR)				(Contract Size: 100 Securities, Physical Delivery)													
1.864	1.832	1.84	-0.43%	June 2023	1.85	1.85	1.85	1.85	1.85	---	---	---	1.92	---	5	30	12,567
				September 2023	---	---	---	---	1.86	---	---	---	---	---	---	---	---
				December 2023	---	---	---	---	1.87	---	---	---	---	---	---	---	---
				March 2024	---	---	---	---	1.88	---	---	---	---	---	---	---	---
AEGEAN AIRLINES (CR)				(Contract Size: 100 Securities, Physical Delivery)													
8	7.77	7.88	-0.76%	June 2023	7.85	7.86	7.80	7.86	7.86	---	---	---	8.09	---	31	177	1,935
				September 2023	---	---	---	---	8.00	---	---	---	---	---	---	---	---
				December 2023	---	---	---	---	8.04	---	---	---	---	---	---	---	---
				March 2024	---	---	---	---	8.08	---	---	---	---	---	---	---	---
ALPHA SERVICES HOLD (CR)				(Contract Size: 100 Securities, Physical Delivery)													
1.2215	1.191	1.195	-0.42%	June 2023	1.22	1.23	1.19	1.20	1.20	---	---	---	1.52	---	211	9,623	157,111
				September 2023	---	---	---	---	1.23	---	---	---	1.25	---	---	---	30
				December 2023	---	---	---	---	1.21	---	---	---	---	---	---	---	---
				March 2024	---	---	---	---	1.22	---	---	---	---	---	---	---	---
AUTOHELLAS SA (CR)				(Contract Size: 100 Securities, Physical Delivery)													
13.3	12.78	13.3	3.10%	June 2023	13.18	13.18	13.18	13.18	13.18	---	---	---	13.18	---	1	1	83
				September 2023	---	---	---	---	12.99	---	---	---	---	---	---	---	---
				December 2023	---	---	---	---	13.06	---	---	---	---	---	---	---	---
				March 2024	---	---	---	---	13.12	---	---	---	---	---	---	---	---
AVAX S.A. (CR)				(Contract Size: 100 Securities, Physical Delivery)													
0.982	0.96	0.965	1.26%	June 2023	0.965	0.966	0.965	0.966	0.966	---	---	---	0.966	---	6	10	360
				September 2023	---	---	---	---	0.960	---	---	---	---	---	---	---	---
				December 2023	---	---	---	---	0.965	---	---	---	---	---	---	---	---
				March 2024	---	---	---	---	0.970	---	---	---	---	---	---	---	---
CC HBC AG (CR)				(Contract Size: 100 Securities, Physical Delivery)													
28.88	28.5	28.5	0.71%	June 2023	27.75	27.75	27.72	27.74	27.74	---	---	---	28.00	---	3	3	247
				September 2023	---	---	---	---	28.50	---	---	---	---	---	---	---	---
				December 2023	---	---	---	---	28.65	---	---	---	---	---	---	---	---
				March 2024	---	---	---	---	28.79	---	---	---	---	---	---	---	---
CENERGY HOLDINGS (CB)				(Contract Size: 100 Securities, Physical Delivery)													
4.645	4.595	4.62	-0.54%	June 2023	4.61	4.61	4.61	4.61	4.61	---	---	---	4.76	---	6	35	6,084
				September 2023	---	---	---	---	4.70	---	---	---	4.35	---	---	---	5
				December 2023	---	---	---	---	4.70	---	---	---	---	---	---	---	---
				March 2024	---	---	---	---	4.73	---	---	---	---	---	---	---	---

Derivatives notes

Fixing prices and final open positions can be retrieved from the following path <http://www.helex.gr/el/web/guest/statistics-end-of-day-derivatives>

Underlying Asset				Derivatives Market													
Price max	Price min	Closing price	change	Delivery Month	Open price	Price max	Price min	Last price	Closing price	Last Bid	Last Ask	Fixing price*	Life high	Life low	Trades	Volume	Open Interest
ELLAKTOR (CR)				(Contract Size: 100 Securities, Physical Delivery)													
2.025	1.982	2.02	-0.25%	June 2023	---	---	---	---	2.03	---	---	---	2.17	---	---	---	837
				September 2023	---	---	---	---	2.04	---	---	---	---	---	---	---	---
				December 2023	---	---	---	---	2.05	---	---	---	---	---	---	---	---
				March 2024	---	---	---	---	2.06	---	---	---	---	---	---	---	---
ELVALHALCOR (CR)				(Contract Size: 100 Securities, Physical Delivery)													
1.728	1.694	1.694	-1.51%	June 2023	1.69	1.69	1.69	1.69	1.69	---	---	---	1.79	---	1	5	1,311
				September 2023	---	---	---	---	1.73	---	---	---	---	---	---	---	---
				December 2023	---	---	---	---	1.74	---	---	---	---	---	---	---	---
				March 2024	---	---	---	---	1.75	---	---	---	---	---	---	---	---
EUROBANK HOLDINGS (CR)				(Contract Size: 100 Securities, Physical Delivery)													
1.4285	1.3765	1.42	1.90%	June 2023	1.40	1.42	1.37	1.42	1.42	---	---	---	1.46	---	46	780	30,547
				September 2023	---	---	---	---	1.40	---	---	---	---	---	---	---	---
				December 2023	---	---	---	---	1.41	---	---	---	---	---	---	---	---
				March 2024	---	---	---	---	1.42	---	---	---	---	---	---	---	---
EYDAP S.A. (CR)				(Contract Size: 100 Securities, Physical Delivery)													
6.37	6.27	6.36	0.95%	June 2023	---	---	---	---	6.36	---	---	---	6.95	---	---	---	513
				September 2023	---	---	---	---	6.16	---	---	---	6.83	---	---	---	---
				December 2023	---	---	---	---	6.38	---	---	---	---	---	---	---	---
				March 2024	---	---	---	---	6.41	---	---	---	---	---	---	---	---
FOURLIS (CR)				(Contract Size: 100 Securities, Physical Delivery)													
4.025	3.945	3.945	-1.37%	June 2023	4.02	4.02	3.98	3.98	3.98	---	---	---	4.05	---	3	13	1,631
				September 2023	---	---	---	---	4.03	---	---	---	---	---	---	---	---
				December 2023	---	---	---	---	4.05	---	---	---	---	---	---	---	---
				March 2024	---	---	---	---	4.07	---	---	---	---	---	---	---	---
GEK TERNA (CR)				(Contract Size: 100 Securities, Physical Delivery)													
12.62	12.36	12.36	-2.06%	June 2023	12.58	12.58	12.48	12.48	12.48	---	---	---	12.75	---	2	6	8,169
				September 2023	---	---	---	---	12.71	---	---	---	---	---	---	---	---
				December 2023	---	---	---	---	12.77	---	---	---	---	---	---	---	---
				March 2024	---	---	---	---	12.84	---	---	---	---	---	---	---	---
HELLENIC EXCHANGES-A.S.E. (CR)				(Contract Size: 100 Securities, Physical Delivery)													
4.15	4.095	4.11	-0.72%	June 2023	3.98	3.98	3.96	3.96	3.96	---	---	---	4.23	---	4	25	1,661
				September 2023	---	---	---	---	4.17	---	---	---	---	---	---	---	---
				December 2023	---	---	---	---	4.19	---	---	---	---	---	---	---	---
				March 2024	---	---	---	---	4.21	---	---	---	---	---	---	---	---

Derivatives notes

Fixing prices and final open positions can be retrieved from the following path <http://www.helex.gr/el/web/guest/statistics-end-of-day-derivatives>

Underlying Asset				Derivatives Market													
Price max	Price min	Closing price	change	Delivery Month	Open price	Price max	Price min	Last price	Closing price	Last Bid	Last Ask	Fixing price*	Life high	Life low	Trades	Volume	Open Interest
HELLENIQ ENERGY (CR)				(Contract Size: 100 Securities, Physical Delivery)													
7.28	7.11	7.21	1.41%	June 2023	7.25	7.25	7.25	7.25	7.25	---	---	---	8.08	---	1	5	1,607
				September 2023	---	---	---	---	7.03	---	---	---	7.18	---	---	---	6
				December 2023	---	---	---	---	7.20	---	---	---	---	---	---	---	---
				March 2024	---	---	---	---	7.23	---	---	---	---	---	---	---	---
INTRACOM HOLDINGS (CR)				(Contract Size: 100 Securities, Physical Delivery)													
1.916	1.826	1.868	2.08%	June 2023	1.83	1.93	1.83	1.87	1.87	---	---	---	2.07	---	60	172	4,540
				September 2023	---	---	---	---	1.86	---	---	---	1.84	---	---	---	2
				December 2023	---	---	---	---	1.85	---	---	---	---	---	---	---	---
				March 2024	---	---	---	---	1.86	---	---	---	---	---	---	---	---
INTRAKAT (CR)				(Contract Size: 100 Securities, Physical Delivery)													
1.648	1.62	1.648	0.49%	June 2023	1.62	1.66	1.62	1.66	1.66	---	---	---	1.79	---	4	11	7,841
				September 2023	---	---	---	---	1.66	---	---	---	1.69	---	---	---	30
				December 2023	---	---	---	---	1.66	---	---	---	---	---	---	---	---
				March 2024	---	---	---	---	1.67	---	---	---	---	---	---	---	---
JUMBO SA (CR)				(Contract Size: 100 Securities, Physical Delivery)													
22.34	21.78	22.34	2.01%	June 2023	22.00	22.30	21.91	22.27	22.27	---	---	---	22.30	---	24	39	371
				September 2023	---	---	---	---	22.06	---	---	---	---	---	---	---	---
				December 2023	---	---	---	---	22.17	---	---	---	---	---	---	---	---
				March 2024	---	---	---	---	22.28	---	---	---	---	---	---	---	---
LAMDA DEVELOPMENT SA (CR)				(Contract Size: 100 Securities, Physical Delivery)													
5.845	5.73	5.73	-1.21%	June 2023	5.85	5.85	5.76	5.76	5.76	---	---	---	6.53	---	13	46	5,797
				September 2023	---	---	---	---	5.84	---	---	---	---	---	---	---	---
				December 2023	---	---	---	---	5.87	---	---	---	---	---	---	---	---
				March 2024	---	---	---	---	5.90	---	---	---	---	---	---	---	---
MIG (CR)				(Contract Size: 100 Securities, Physical Delivery)													
0.15	0.135	0.142	-5.33%	June 2023	0.136	0.137	0.131	0.131	0.131	---	---	---	0.218	---	10	213	1,568
				September 2023	---	---	---	---	0.151	---	---	---	---	---	---	---	---
				December 2023	---	---	---	---	0.152	---	---	---	---	---	---	---	---
				March 2024	---	---	---	---	0.153	---	---	---	---	---	---	---	---
MOTOR OIL (CR)				(Contract Size: 100 Securities, Physical Delivery)													
21.86	21.16	21.62	2.08%	June 2023	21.27	21.87	21.27	21.65	21.65	---	---	---	25.05	---	46	230	1,560
				September 2023	21.30	21.30	20.60	21.20	21.20	---	---	---	22.18	---	11	17	122
				December 2023	---	---	---	---	21.44	---	---	---	---	---	---	---	---
				March 2024	---	---	---	---	21.55	---	---	---	---	---	---	---	---

Derivatives notes

Fixing prices and final open positions can be retrieved from the following path <http://www.helex.gr/el/web/guest/statistics-end-of-day-derivatives>

Underlying Asset				Derivatives Market													
Price max	Price min	Closing price	change	Delivery Month	Open price	Price max	Price min	Last price	Closing price	Last Bid	Last Ask	Fixing price*	Life high	Life low	Trades	Volume	Open Interest
MYTILINEOS (CR)				(Contract Size: 100 Securities, Physical Delivery)													
25.86	25.44	25.56	-0.78%	June 2023	25.87	25.93	25.54	25.71	25.71	---	---	---	28.34	---	56	186	3,404
				September 2023	---	---	---	---	25.95	---	---	---	---	---	---	---	---
				December 2023	---	---	---	---	26.08	---	---	---	---	---	---	---	---
				March 2024	---	---	---	---	26.21	---	---	---	---	---	---	---	---
NATIONAL BANK (CR)				(Contract Size: 100 Securities, Physical Delivery)													
5.25	5.186	5.25	0.84%	June 2023	5.19	5.25	5.19	5.25	5.25	---	---	---	5.46	---	130	2,208	20,721
				September 2023	---	---	---	---	5.24	---	---	---	---	---	---	---	---
				December 2023	---	---	---	---	5.27	---	---	---	---	---	---	---	---
				March 2024	---	---	---	---	5.30	---	---	---	---	---	---	---	---
OPAP (CR)				(Contract Size: 100 Securities, Physical Delivery)													
16.18	15.93	16	-1.11%	June 2023	15.37	15.37	15.37	15.37	15.37	---	---	---	15.52	---	3	7	1,726
				September 2023	---	---	---	---	16.30	---	---	---	---	---	---	---	---
				December 2023	---	---	---	---	16.38	---	---	---	---	---	---	---	---
				March 2024	---	---	---	---	16.46	---	---	---	---	---	---	---	---
OTE (CR)				(Contract Size: 100 Securities, Physical Delivery)													
13.55	13.37	13.37	-0.60%	June 2023	13.55	13.55	13.50	13.54	13.54	---	---	---	15.20	---	10	15	10,559
				September 2023	---	---	---	---	13.64	---	---	---	14.32	---	---	---	51
				December 2023	---	---	---	---	13.62	---	---	---	---	---	---	---	---
				March 2024	---	---	---	---	13.68	---	---	---	---	---	---	---	---
P.P.A. S.A. (CR)				(Contract Size: 100 Securities, Physical Delivery)													
19.56	19.18	19.46	-0.61%	June 2023	---	---	---	---	19.58	---	---	---	19.64	---	---	---	361
				September 2023	---	---	---	---	19.72	---	---	---	---	---	---	---	---
				December 2023	---	---	---	---	19.82	---	---	---	---	---	---	---	---
				March 2024	---	---	---	---	19.92	---	---	---	---	---	---	---	---
PIRAEUS FINANCIAL HOLD (CR)				(Contract Size: 100 Securities, Physical Delivery)													
2.41	2.35	2.356	-0.59%	June 2023	2.38	2.40	2.35	2.35	2.35	---	---	---	2.46	---	124	2,477	79,166
				September 2023	---	---	---	---	2.39	---	---	---	---	---	---	---	---
				December 2023	---	---	---	---	2.40	---	---	---	---	---	---	---	---
				March 2024	---	---	---	---	2.41	---	---	---	---	---	---	---	---
PPC (CR)				(Contract Size: 100 Securities, Physical Delivery)													
8.18	8.06	8.13	0.37%	June 2023	8.25	8.26	8.12	8.15	8.15	---	---	---	8.38	---	71	448	23,174
				September 2023	---	---	---	---	8.16	---	---	---	---	---	---	---	---
				December 2023	---	---	---	---	8.20	---	---	---	---	---	---	---	---
				March 2024	---	---	---	---	8.24	---	---	---	---	---	---	---	---

Derivatives notes

Fixing prices and final open positions can be retrieved from the following path <http://www.helex.gr/el/web/guest/statistics-end-of-day-derivatives>

Underlying Asset				Derivatives Market													
Price max	Price min	Closing price	change	Delivery Month	Open price	Price max	Price min	Last price	Closing price	Last Bid	Last Ask	Fixing price*	Life high	Life low	Trades	Volume	Open Interest
QUEST HOLDINGS (CR)				(Contract Size: 100 Securities, Physical Delivery)													
4.995	4.91	4.96	0.20%	June 2023	---	---	---	---	4.89	---	---	---	5.21	---	---	---	97
				September 2023	---	---	---	---	4.99	---	---	---	---	---	---	---	---
				December 2023	---	---	---	---	5.01	---	---	---	---	---	---	---	---
				March 2024	---	---	---	---	5.04	---	---	---	---	---	---	---	---
TERNA ENERGY (CR)				(Contract Size: 100 Securities, Physical Delivery)													
20.04	19.78	19.9	-0.70%	June 2023	20.05	20.10	20.00	20.03	20.03	---	---	---	20.98	---	12	53	10,313
				September 2023	---	---	---	---	20.18	---	---	---	20.75	---	---	---	---
				December 2023	---	---	---	---	20.29	---	---	---	---	---	---	---	---
				March 2024	---	---	---	---	20.39	---	---	---	---	---	---	---	---
TITAN CEMENT (CB)				(Contract Size: 100 Securities, Physical Delivery)													
15.4	15.18	15.3	0.39%	June 2023	15.45	15.45	15.26	15.35	15.35	---	---	---	15.45	---	12	40	877
				September 2023	---	---	---	---	15.35	---	---	---	---	---	---	---	---
				December 2023	---	---	---	---	15.43	---	---	---	---	---	---	---	---
				March 2024	---	---	---	---	15.50	---	---	---	---	---	---	---	---
VIOHALCO SA/NV (CB)				(Contract Size: 100 Securities, Physical Delivery)													
4.945	4.875	4.945	-0.30%	June 2023	4.91	4.96	4.91	4.96	4.96	---	---	---	5.04	---	10	23	5,898
				September 2023	---	---	---	---	4.98	---	---	---	4.46	---	---	---	20
				December 2023	---	---	---	---	5.02	---	---	---	---	---	---	---	---
				March 2024	---	---	---	---	5.05	---	---	---	---	---	---	---	---

Derivatives notes

Fixing prices and final open positions can be retrieved from the following path <http://www.helex.gr/el/web/guest/statistics-end-of-day-derivatives>

FTSE/Athex Large Cap

(Trade Unit: 1 Index Point x 2€ - Exercise Style: European, Cash Settlement)

Call Options															Put Options																				
May 2023								June 2023							Other Months		May 2023								June 2023							Other Months			
Exerise Price	Open price	Price max	Price min	Last price	Closing price	Volume	Open Interest	Open price	Price max	Price min	Last price	Closing price	Volume	Open Interest	Volume	Open Interest	Open price	Price max	Price min	Last price	Closing price	Volume	Open Interest	Open price	Price max	Price min	Last price	Closing price	Volume	Open Interest	Volume	Open Interest	Exerise Price		
1,725	-	-	-	-	-	-	-	0.00	0.00	0.00	-	989.00	-	-			-	-	-	-	-	-	-	0.00	0.00	0.00	-	0.01	-	-			1,725		
1,750	-	-	-	-	-	-	-	0.00	0.00	0.00	-	964.00	-	-			-	-	-	-	-	-	-	0.00	0.00	0.00	-	0.01	-	-			1,750		
1,775	-	-	-	-	-	-	-	0.00	0.00	0.00	-	939.00	-	-			-	-	-	-	-	-	-	0.00	0.00	0.00	-	0.02	-	-			1,775		
1,800	-	-	-	-	-	-	-	0.00	0.00	0.00	-	914.00	-	-			-	-	-	-	-	-	-	0.00	0.00	0.00	-	0.01	-	-			1,800		
1,825	-	-	-	-	-	-	-	0.00	0.00	0.00	-	889.00	-	-			-	-	-	-	-	-	-	0.00	0.00	0.00	-	0.01	-	-			1,825		
1,850	-	-	-	-	-	-	-	0.00	0.00	0.00	-	864.00	-	-			-	-	-	-	-	-	-	0.00	0.00	0.00	-	0.01	-	-			1,850		
1,875	-	-	-	-	-	-	-	0.00	0.00	0.00	-	839.00	-	-			-	-	-	-	-	-	-	0.00	0.00	0.00	-	0.01	-	-			1,875		
1,900	-	-	-	-	-	-	-	0.00	0.00	0.00	-	814.00	-	-			-	-	-	-	-	-	-	0.00	0.00	0.00	-	0.01	-	-			1,900		
1,925	-	-	-	-	-	-	-	0.00	0.00	0.00	-	789.00	-	-			-	-	-	-	-	-	-	0.00	0.00	0.00	-	0.01	-	-			1,925		
1,950	-	-	-	-	-	-	-	0.00	0.00	0.00	-	764.00	-	-			-	-	-	-	-	-	-	0.00	0.00	0.00	-	0.01	-	-			1,950		
1,975	-	-	-	-	-	-	-	0.00	0.00	0.00	-	739.00	-	-			-	-	-	-	-	-	-	0.00	0.00	0.00	-	0.01	-	-			1,975		
2,000	-	-	-	-	-	-	-	0.00	0.00	0.00	-	714.00	-	-			-	-	-	-	-	-	-	0.00	0.00	0.00	-	0.01	-	-			2,000		
2,050	-	-	-	-	-	-	-	0.00	0.00	0.00	-	665.00	-	-			-	-	-	-	-	-	-	0.00	0.00	0.00	-	0.01	-	-			2,050		
2,100	-	-	-	-	-	-	-	0.00	0.00	0.00	-	615.00	-	-			-	-	-	-	-	-	-	0.00	0.00	0.00	-	0.01	-	-			2,100		
2,150	-	-	-	-	-	-	-	0.00	0.00	0.00	-	565.00	-	-			-	-	-	-	-	-	-	0.00	0.00	0.00	-	0.01	-	-			2,150		
2,200	0.00	0.00	0.00	-	529.00	-	-	0.00	0.00	0.00	-	515.00	-	-			0.00	0.00	0.00	-	0.01	-	-	0.00	0.00	0.00	-	0.03	-	-			2,200		
2,250	0.00	0.00	0.00	-	479.00	-	-	0.00	0.00	0.00	-	465.00	-	-			0.00	0.00	0.00	-	0.01	-	-	0.00	0.00	0.00	-	0.09	-	-			2,250		
2,300	0.00	0.00	0.00	-	429.00	-	-	0.00	0.00	0.00	-	415.00	-	-			0.00	0.00	0.00	-	0.01	-	-	0.00	0.00	0.00	-	0.29	-	-			2,300		
2,350	0.00	0.00	0.00	-	379.00	-	-	0.00	0.00	0.00	-	366.00	-	-			0.00	0.00	0.00	-	0.01	-	-	0.00	0.00	0.00	-	0.78	-	-			2,350		
2,400	0.00	0.00	0.00	-	329.00	-	-	0.00	0.00	0.00	-	317.00	-	-			0.00	0.00	0.00	-	0.01	-	20	0.00	0.00	0.00	-	1.90	-	-			2,400		
2,450	0.00	0.00	0.00	-	279.00	-	40	0.00	0.00	0.00	-	270.00	-	-			0.00	0.00	0.00	-	0.02	-	-	0.00	0.00	0.00	-	4.10	-	-			2,450		
2,500	0.00	0.00	0.00	-	230.00	-	20	0.00	0.00	0.00	-	224.00	-	-			0.00	0.00	0.00	-	0.16	-	67	0.00	0.00	0.00	-	8.30	-	-			2,500		
2,550	0.00	0.00	0.00	-	180.00	-	60	0.00	0.00	0.00	-	181.00	-	-			0.00	0.00	0.00	-	0.84	-	175	0.00	0.00	0.00	-	15.25	-	17			2,550		
2,600	0.00	0.00	0.00	-	133.00	-	21	0.00	0.00	0.00	-	142.00	-	-			0.00	0.00	0.00	-	3.30	-	164	25.00	25.00	24.00	25.00	25.00	26	9			2,600		
2,650	0.00	0.00	0.00	-	89.50	-	30	0.00	0.00	0.00	-	108.00	-	20			0.00	0.00	0.00	-	10.25	-	143	0.00	0.00	0.00	-	41.75	-	-			2,650		
2,700	60.00	60.00	59.00	59.00	59.00	26	285	0.00	0.00	0.00	-	79.00	-	20			20.75	60.00	20.50	20.75	20.75	80	60	0.00	0.00	0.00	-	63.00	-	1			2,700		
2,750	0.00	0.00	0.00	-	28.50	-	22	0.00	0.00	0.00	-	55.50	-	18			43.00	0.00	39.25	39.25	39.25	25	21	0.00	0.00	0.00	-	89.50	-	2			2,750		
2,800	0.00	0.00	0.00	-	12.75	-	60	32.00	33.00	32.00	33.00	33.00	21	-			0.00	0.00	0.00	-	83.50	-	-	0.00	0.00	0.00	-	121.00	-	-			2,800		
2,850	0.00	0.00	0.00	-	4.90	-	-	0.00	0.00	0.00	-	24.50	-	-			0.00	0.00	0.00	-	125.00	-	-	0.00	0.00	0.00	-	158.00	-	-			2,850		
2,900	0.00	0.00	0.00	-	1.60	-	-	0.00	0.00	0.00	-	15.25	-	-			0.00	0.00	0.00	-	172.00	-	-	0.00	0.00	0.00	-	199.00	-	-			2,900		
2,950	0.00	0.00	0.00	-	0.42	-	-	0.00	0.00	0.00	-	9.10	-	-			0.00	0.00	0.00	-	221.00	-	-	0.00	0.00	0.00	-	243.00	-	-			2,950		
3,000	0.00	0.00	0.00	-	0.09	-	-	0.00	0.00	0.00	-	5.20	-	-			0.00	0.00	0.00	-	270.00	-	-	0.00	0.00	0.00	-	289.00	-	-			3,000		
Totals:						26	538							21	58	0	0							105	650							26	29	0	0
Number of Trades:						4								3		0								6								5		0	

ALPHA SERVICES HOLD (CR)

(Contract Size: 100 Securities, Exercise Style: American, Physical Delivery)

Call Options															Put Options																					
May 2023								June 2023								Other Months		May 2023								June 2023								Other Months		
Exercise Price	Open price	Price max	Price min	Last price	Closing price	Volume	Open Interest	Open price	Price max	Price min	Last price	Closing price	Volume	Open Interest	Volume	Open Interest	Open price	Price max	Price min	Last price	Closing price	Volume	Open Interest	Open price	Price max	Price min	Last price	Closing price	Volume	Open Interest	Volume	Open Interest	Exercise Price			
0.500						-	-	0.000	0.000	0.000		0.701	-	-									-	-	0.000	0.000	0.000		0.001	-	-			0.005		
0.550						-	-	0.000	0.000	0.000		0.651	-	-									-	-	0.000	0.000	0.000		0.001	-	-			0.006		
0.600						-	-	0.000	0.000	0.000		0.601	-	-									-	-	0.000	0.000	0.000		0.001	-	-			0.006		
0.650						-	-	0.000	0.000	0.000		0.551	-	-									-	-	0.000	0.000	0.000		0.001	-	-			0.007		
0.700						-	-	0.000	0.000	0.000		0.502	-	-									-	-	0.000	0.000	0.000		0.001	-	-			0.007		
0.750						-	-	0.000	0.000	0.000		0.452	-	-									-	-	0.000	0.000	0.000		0.002	-	-			0.008		
0.800	0.000	0.000	0.000		0.400	-	-	0.000	0.000	0.000		0.402	-	-			0.000	0.000	0.000		0.001	-	-	0.000	0.000	0.000		0.001	-	-			0.008			
0.850	0.000	0.000	0.000		0.351	-	-	0.000	0.000	0.000		0.352	-	-			0.000	0.000	0.000		0.001	-	-	0.000	0.000	0.000		0.001	-	-			0.009			
0.900	0.000	0.000	0.000		0.301	-	-	0.000	0.000	0.000		0.303	-	-			0.000	0.000	0.000		0.001	-	-	0.000	0.000	0.000		0.001	-	-			0.009			
0.950	0.000	0.000	0.000		0.252	-	-	0.000	0.000	0.000		0.255	-	-			0.000	0.000	0.000		0.001	-	-	0.000	0.000	0.000		0.003	-	-			0.010			
1.000	0.000	0.000	0.000		0.204	-	7	0.000	0.000	0.000		0.209	-	-			0.000	0.000	0.000		0.004	-	-	0.000	0.000	0.000		0.007	-	-			0.010			
1.100	0.000	0.000	0.000		0.119	-	-	0.000	0.000	0.000		0.128	-	-			0.000	0.000	0.000		0.019	-	20	0.000	0.000	0.000		0.025	-	-			0.011			
1.200	0.000	0.000	0.000		0.057	-	2	0.000	0.000	0.000		0.068	-	-			0.000	0.000	0.000		0.057	-	-	0.000	0.000	0.000		0.065	-	-			0.012			
1.300	0.000	0.000	0.000		0.023	-	-	0.000	0.000	0.000		0.031	-	-			0.000	0.000	0.000		0.122	-	-	0.000	0.000	0.000		0.129	-	-			0.013			
1.400	0.000	0.000	0.000		0.007	-	-	0.000	0.000	0.000		0.013	-	-			0.000	0.000	0.000		0.207	-	-	0.000	0.000	0.000		0.210	-	-			0.014			
1.500	0.000	0.000	0.000		0.002	-	-	0.000	0.000	0.000		0.005	-	-			0.000	0.000	0.000		0.301	-	-	0.000	0.000	0.000		0.303	-	-			0.015			
1.600	0.000	0.000	0.000		0.002	-	-	0.000	0.000	0.000		0.001	-	-			0.000	0.000	0.000		0.400	-	-	0.000	0.000	0.000		0.400	-	-			0.016			
1.700	0.000	0.000	0.000		0.001	-	-	0.000	0.000	0.000		0.001	-	-			0.000	0.000	0.000		0.500	-	-	0.000	0.000	0.000		0.500	-	-			0.017			
1.800	0.000	0.000	0.000		0.001	-	-	0.000	0.000	0.000		0.002	-	-			0.000	0.000	0.000		0.600	-	-	0.000	0.000	0.000		0.600	-	-			0.018			
1.900	0.000	0.000	0.000		0.001	-	-	0.000	0.000	0.000		0.001	-	-			0.000	0.000	0.000		0.700	-	-	0.000	0.000	0.000		0.700	-	-			0.019			
2.000	0.000	0.000	0.000		0.001	-	-	0.000	0.000	0.000		0.002	-	-			0.000	0.000	0.000		0.800	-	-	0.000	0.000	0.000		0.800	-	-			0.020			
Totals:						0	9							0	0	0	0							0	20							0	20	0	0	
Number of Trades:						0								0		0							0.00								0		0			

NATIONAL BANK (CR)

(Contract Size: 100 Securities, Exercise Style: American, Physical Delivery)

Call Options															Put Options																			
May 2023								June 2023							Other Months		May 2023								June 2023							Other Months		
Exercise Price	Open price	Price max	Price min	Last price	Closing price	Volume	Open Interest	Open price	Price max	Price min	Last price	Closing price	Volume	Open Interest	Volume	Open Interest	Open price	Price max	Price min	Last price	Closing price	Volume	Open Interest	Open price	Price max	Price min	Last price	Closing price	Volume	Open Interest	Volume	Open Interest	Exercise Price	
1.900						-	-	0.000	0.000	0.000		3.31	-	-								-	-	0.000	0.000	0.000		0.001	-	-			0.019	
2.000						-	-	0.000	0.000	0.000		3.21	-	-								-	-	0.000	0.000	0.000		0.002	-	-			0.020	
2.200						-	-	0.000	0.000	0.000		3.01	-	-								-	-	0.000	0.000	0.000		0.001	-	-			0.022	
2.400						-	-	0.000	0.000	0.000		2.82	-	-								-	-	0.000	0.000	0.000		0.001	-	-			0.024	
2.600						-	-	0.000	0.000	0.000		2.62	-	-								-	-	0.000	0.000	0.000		0.001	-	-			0.026	
2.800						-	-	0.000	0.000	0.000		2.42	-	-								-	-	0.000	0.000	0.000		0.001	-	-			0.028	
3.000						-	-	0.000	0.000	0.000		2.22	-	-								-	-	0.000	0.000	0.000		0.001	-	-			0.030	
3.200	0.000	0.000	0.000		2.01	-	-	0.000	0.000	0.000		2.02	-	-			0.000	0.000	0.000		0.001	-	-	0.000	0.000	0.000		0.001	-	-			0.032	
3.400	0.000	0.000	0.000		1.81	-	-	0.000	0.000	0.000		1.82	-	-			0.000	0.000	0.000		0.001	-	-	0.000	0.000	0.000		0.001	-	-			0.034	
3.600	0.000	0.000	0.000		1.61	-	-	0.000	0.000	0.000		1.62	-	-			0.000	0.000	0.000		0.001	-	-	0.000	0.000	0.000		0.002	-	-			0.036	
3.800	0.000	0.000	0.000		1.41	-	-	0.000	0.000	0.000		1.42	-	-			0.000	0.000	0.000		0.001	-	-	0.000	0.000	0.000		0.002	-	-			0.038	
4.000	0.000	0.000	0.000		1.21	-	-	0.000	0.000	0.000		1.22	-	-			0.000	0.000	0.000		0.001	-	-	0.000	0.000	0.000		0.005	-	-			0.040	
4.400	0.000	0.000	0.000		0.813	-	-	0.000	0.000	0.000		0.850	-	-			0.000	0.000	0.000		0.001	-	2	0.000	0.000	0.000		0.030	-	-			0.044	
4.800	0.000	0.000	0.000		0.432	-	8	0.000	0.000	0.000		0.527	-	-			0.000	0.000	0.000		0.019	-	-	0.000	0.000	0.000		0.107	-	-			0.048	
5.200	0.000	0.000	0.000		0.149	-	-	0.000	0.000	0.000		0.286	-	-			0.000	0.000	0.000		0.136	-	-	0.000	0.000	0.000		0.265	-	-			0.052	
5.600	0.000	0.000	0.000		0.029	-	-	0.000	0.000	0.000		0.136	-	-			0.000	0.000	0.000		0.416	-	-	0.000	0.000	0.000		0.515	-	-			0.056	
6.000	0.000	0.000	0.000		0.003	-	-	0.000	0.000	0.000		0.057	-	-			0.000	0.000	0.000		0.791	-	-	0.000	0.000	0.000		0.837	-	-			0.060	
6.400	0.000	0.000	0.000		0.002	-	-	0.000	0.000	0.000		0.021	-	-			0.000	0.000	0.000		1.19	-	-	0.000	0.000	0.000		1.20	-	-			0.064	
6.800	0.000	0.000	0.000		0.001	-	-	0.000	0.000	0.000		0.007	-	-			0.000	0.000	0.000		1.59	-	-	0.000	0.000	0.000		1.59	-	-			0.068	
7.200	0.000	0.000	0.000		0.001	-	-	0.000	0.000	0.000		0.002	-	-			0.000	0.000	0.000		1.99	-	-	0.000	0.000	0.000		1.99	-	-			0.072	
7.600	0.000	0.000	0.000		0.001	-	-	0.000	0.000	0.000		0.001	-	-			0.000	0.000	0.000		2.39	-	-	0.000	0.000	0.000		2.39	-	-			0.076	
Totals:						0	8						0	0	0	0						0	2					0	270	0	0			
Number of Trades:							0						0		0							0.00					0		0					

OPAP (CR)

(Contract Size: 100 Securities, Exercise Style: American, Physical Delivery)

Call Options															Put Options																					
May 2023								June 2023								Other Months		May 2023								June 2023								Other Months		
Exerise Price	Open price	Price max	Price min	Last price	Closing price	Volume	Open Interest	Open price	Price max	Price min	Last price	Closing price	Volume	Open Interest	Volume	Open Interest	Open price	Price max	Price min	Last price	Closing price	Volume	Open Interest	Open price	Price max	Price min	Last price	Closing price	Volume	Open Interest	Volume	Open Interest	Exerise Price			
8.800						-	-	0.000	0.000	0.000		7.40	-	-								-	-	0.000	0.000	0.000		0.001	-	-			0.088			
9.200						-	-	0.000	0.000	0.000		7.00	-	-								-	-	0.000	0.000	0.000		0.001	-	-			0.092			
9.600	0.000	0.000	0.000		6.59	-	-	0.000	0.000	0.000		6.60	-	-			0.000	0.000	0.000		0.001	-	-	0.000	0.000	0.000		0.001	-	-			0.096			
10.000	0.000	0.000	0.000		6.19	-	-	0.000	0.000	0.000		6.20	-	-			0.000	0.000	0.000		0.001	-	-	0.000	0.000	0.000		0.001	-	-			0.100			
11.000	0.000	0.000	0.000		5.19	-	-	0.000	0.000	0.000		5.20	-	-			0.000	0.000	0.000		0.001	-	-	0.000	0.000	0.000		0.001	-	-			0.110			
12.000	0.000	0.000	0.000		4.19	-	-	0.000	0.000	0.000		4.21	-	-			0.000	0.000	0.000		0.001	-	-	0.000	0.000	0.000		0.001	-	-			0.120			
13.000	0.000	0.000	0.000		3.19	-	-	0.000	0.000	0.000		3.21	-	-			0.000	0.000	0.000		0.002	-	-	0.000	0.000	0.000		0.005	-	-			0.130			
14.000	0.000	0.000	0.000		2.19	-	-	0.000	0.000	0.000		2.25	-	-			0.000	0.000	0.000		0.001	-	20	0.000	0.000	0.000		0.040	-	-			0.140			
15.000	0.000	0.000	0.000		1.20	-	-	0.000	0.000	0.000		1.39	-	-			0.000	0.000	0.000		0.011	-	32	0.000	0.000	0.000		0.178	-	-			0.150			
16.000	0.247	0.247	0.247	0.247	0.247	3	11	0.000	0.000	0.000		0.733	-	-			0.000	0.000	0.000		0.197	-	-	0.000	0.000	0.000		0.521	-	-			0.160			
17.000	0.000	0.000	0.000		0.047	-	-	0.000	0.000	0.000		0.320	-	-			0.000	0.000	0.000		0.860	-	-	0.000	0.000	0.000		1.11	-	-			0.170			
18.000	0.000	0.000	0.000		0.002	-	-	0.000	0.000	0.000		0.115	-	-			0.000	0.000	0.000		1.82	-	-	0.000	0.000	0.000		1.91	-	-			0.180			
19.000	0.000	0.000	0.000		0.001	-	-	0.000	0.000	0.000		0.034	-	-			0.000	0.000	0.000		2.82	-	-	0.000	0.000	0.000		2.83	-	-			0.190			
20.000	0.000	0.000	0.000		0.001	-	-	0.000	0.000	0.000		0.009	-	-			0.000	0.000	0.000		3.82	-	-	0.000	0.000	0.000		3.82	-	-			0.200			
22.000	0.000	0.000	0.000		0.001	-	-	0.000	0.000	0.000		0.001	-	-			0.000	0.000	0.000		5.82	-	-	0.000	0.000	0.000		5.82	-	-			0.220			
Totals:						3	11							0	0	0	0							3	52							0	0	0	0	
Number of Trades:						1							0	0								0.00							0	0						

OTE (CR)

(Contract Size: 100 Securities, Exercise Style: American, Physical Delivery)

Call Options															Put Options																		
May 2023							June 2023							Other Months		May 2023							June 2023							Other Months			
Exerise Price	Open price	Price max	Price min	Last price	Closing price	Volume	Open Interest	Open price	Price max	Price min	Last price	Closing price	Volume	Open Interest	Volume	Open Interest	Open price	Price max	Price min	Last price	Closing price	Volume	Open Interest	Open price	Price max	Price min	Last price	Closing price	Volume	Open Interest	Volume	Open Interest	Exerise Price
9.200	0.000	0.000	0.000		4.26	-	-	0.000	0.000	0.000		4.27	-	-			0.000	0.000	0.000		0.001	-	-	0.000	0.000	0.000		0.001	-	-			0.092
9.600	0.000	0.000	0.000		3.86	-	-	0.000	0.000	0.000		3.87	-	-			0.000	0.000	0.000		0.001	-	-	0.000	0.000	0.000		0.001	-	-			0.096
10.000	0.000	0.000	0.000		3.46	-	-	0.000	0.000	0.000		3.47	-	-			0.000	0.000	0.000		0.001	-	-	0.000	0.000	0.000		0.001	-	-			0.100
11.000	0.000	0.000	0.000		2.46	-	-	0.000	0.000	0.000		2.48	-	-			0.000	0.000	0.000		0.003	-	-	0.000	0.000	0.000		0.003	-	-			0.110
12.000	0.000	0.000	0.000		1.46	-	-	0.000	0.000	0.000		1.52	-	-			0.000	0.000	0.000		0.002	-	-	0.000	0.000	0.000		0.043	-	-			0.120
13.000	0.000	0.000	0.000		0.555	-	-	0.000	0.000	0.000		0.730	-	-			0.000	0.000	0.000		0.097	-	4	0.000	0.000	0.000		0.252	-	-			0.130
14.000	0.000	0.000	0.000		0.085	-	-	0.000	0.000	0.000		0.253	-	-			0.000	0.000	0.000		0.628	-	-	0.000	0.000	0.000		0.776	-	-			0.140
15.000	0.000	0.000	0.000		0.004	-	-	0.000	0.000	0.000		0.061	-	-			0.000	0.000	0.000		1.55	-	-	0.000	0.000	0.000		1.59	-	-			0.150
16.000	0.000	0.000	0.000		0.001	-	-	0.000	0.000	0.000		0.010	-	-			0.000	0.000	0.000		2.55	-	-	0.000	0.000	0.000		2.55	-	-			0.160
17.000	0.000	0.000	0.000		0.001	-	-	0.000	0.000	0.000		0.001	-	-			0.000	0.000	0.000		3.55	-	-	0.000	0.000	0.000		3.55	-	-			0.170
18.000	0.000	0.000	0.000		0.001	-	-	0.000	0.000	0.000		0.001	-	-			0.000	0.000	0.000		4.55	-	-	0.000	0.000	0.000		4.55	-	-			0.180
19.000	0.000	0.000	0.000		0.001	-	-	0.000	0.000	0.000		0.001	-	-			0.000	0.000	0.000		5.55	-	-	0.000	0.000	0.000		5.55	-	-			0.190
20.000	0.000	0.000	0.000		0.001	-	-	0.000	0.000	0.000		0.001	-	-			0.000	0.000	0.000		6.55	-	-	0.000	0.000	0.000		6.55	-	-			0.200
22.000						-	-	0.000	0.000	0.000		0.001	-	-								-	-	0.000	0.000	0.000		8.55	-	-			0.220
24.000						-	-	0.000	0.000	0.000		0.001	-	-								-	-	0.000	0.000	0.000		10.55	-	-			0.240
Totals:						0	0						0	0	0	0						0	4					0	0	0	0		
Number of Trades:						0							0		0							0.00					0		0				

PIRAEUS FINANCIAL HOLD (CR)

(Contract Size: 100 Securities, Exercise Style: American, Physical Delivery)

Call Options															Put Options																				
May 2023								June 2023							Other Months		May 2023								June 2023							Other Months			
Exerise Price	Open price	Price max	Price min	Last price	Closing price	Volume	Open Interest	Open price	Price max	Price min	Last price	Closing price	Volume	Open Interest	Volume	Open Interest	Open price	Price max	Price min	Last price	Closing price	Volume	Open Interest	Open price	Price max	Price min	Last price	Closing price	Volume	Open Interest	Volume	Open Interest	Exerise Price		
0.500						-	-	0.000	0.000	0.000		1.87	-	-								-	-	0.000	0.000	0.000		0.001	-	-			0.005		
0.550						-	-	0.000	0.000	0.000		1.82	-	-								-	-	0.000	0.000	0.000		0.001	-	-			0.006		
0.600						-	-	0.000	0.000	0.000		1.77	-	-								-	-	0.000	0.000	0.000		0.001	-	-			0.006		
0.650						-	-	0.000	0.000	0.000		1.72	-	-								-	-	0.000	0.000	0.000		0.001	-	-			0.007		
0.700						-	-	0.000	0.000	0.000		1.67	-	-								-	-	0.000	0.000	0.000		0.001	-	-			0.007		
0.750						-	-	0.000	0.000	0.000		1.62	-	-								-	-	0.000	0.000	0.000		0.001	-	-			0.008		
0.800						-	-	0.000	0.000	0.000		1.57	-	-								-	-	0.000	0.000	0.000		0.001	-	-			0.008		
0.850						-	-	0.000	0.000	0.000		1.52	-	-								-	-	0.000	0.000	0.000		0.001	-	-			0.009		
0.900						-	-	0.000	0.000	0.000		1.47	-	-								-	-	0.000	0.000	0.000		0.001	-	-			0.009		
0.950						-	-	0.000	0.000	0.000		1.42	-	-								-	-	0.000	0.000	0.000		0.001	-	-			0.010		
1.000						-	-	0.000	0.000	0.000		1.37	-	-								-	-	0.000	0.000	0.000		0.001	-	-			0.010		
1.100						-	-	0.000	0.000	0.000		1.27	-	-								-	-	0.000	0.000	0.000		0.001	-	-			0.011		
1.200						-	-	0.000	0.000	0.000		1.17	-	-								-	-	0.000	0.000	0.000		0.001	-	-			0.012		
1.300	0.000	0.000	0.000		1.07	-	-	0.000	0.000	0.000		1.07	-	-			0.000	0.000	0.000		0.001	-	-	0.000	0.000	0.000		0.001	-	-			0.013		
1.400	0.000	0.000	0.000		0.971	-	-	0.000	0.000	0.000		0.973	-	-			0.000	0.000	0.000		0.001	-	-	0.000	0.000	0.000		0.001	-	-			0.014		
1.500	0.000	0.000	0.000		0.871	-	-	0.000	0.000	0.000		0.873	-	-			0.000	0.000	0.000		0.001	-	-	0.000	0.000	0.000		0.002	-	-			0.015		
1.600	0.000	0.000	0.000		0.771	-	-	0.000	0.000	0.000		0.774	-	-			0.000	0.000	0.000		0.001	-	-	0.000	0.000	0.000		0.001	-	-			0.016		
1.700	0.000	0.000	0.000		0.671	-	-	0.000	0.000	0.000		0.675	-	-			0.000	0.000	0.000		0.001	-	-	0.000	0.000	0.000		0.002	-	-			0.017		
1.800	0.000	0.000	0.000		0.571	-	-	0.000	0.000	0.000		0.578	-	-			0.000	0.000	0.000		0.003	-	-	0.000	0.000	0.000		0.004	-	-			0.018		
1.900	0.000	0.000	0.000		0.471	-	-	0.000	0.000	0.000		0.484	-	-			0.000	0.000	0.000		0.008	-	-	0.000	0.000	0.000		0.010	-	-			0.019		
2.000	0.000	0.000	0.000		0.373	-	-	0.000	0.000	0.000		0.396	-	-			0.000	0.000	0.000		0.002	-	-	0.000	0.000	0.000		0.022	-	-			0.020		
2.200	0.000	0.000	0.000		0.192	-	3	0.300	0.300	0.300	0.300	0.300	2	2			0.000	0.000	0.000		0.020	-	20	0.000	0.000	0.000		0.070	-	-			0.022		
2.400	0.000	0.000	0.000		0.069	-	-	0.000	0.000	0.000		0.134	-	-			0.000	0.000	0.000		0.097	-	-	0.000	0.000	0.000		0.159	-	-			0.024		
2.600	0.000	0.000	0.000		0.015	-	-	0.000	0.000	0.000		0.065	-	-			0.000	0.000	0.000		0.244	-	-	0.000	0.000	0.000		0.290	-	-			0.026		
2.800	0.000	0.000	0.000		0.002	-	-	0.000	0.000	0.000		0.028	-	-			0.000	0.000	0.000		0.431	-	-	0.000	0.000	0.000		0.454	-	-			0.028		
3.000	0.000	0.000	0.000		0.003	-	-	0.000	0.000	0.000		0.011	-	-			0.000	0.000	0.000		0.630	-	-	0.000	0.000	0.000		0.637	-	-			0.030		
3.200	0.000	0.000	0.000		0.001	-	-	0.000	0.000	0.000		0.004	-	-			0.000	0.000	0.000		0.830	-	-	0.000	0.000	0.000		0.831	-	-			0.032		
3.400	0.000	0.000	0.000		0.002	-	-	0.000	0.000	0.000		0.001	-	-			0.000	0.000	0.000		1.03	-	-	0.000	0.000	0.000		1.03	-	-			0.034		
Totals:						0	3							2	2	0	0							0	20							0	3	0	0
Number of Trades:						0							1	0							0.00							0			0				

PPC (CR)

(Contract Size: 100 Securities, Exercise Style: American, Physical Delivery)

Call Options															Put Options																					
May 2023								June 2023							Other Months		May 2023								June 2023							Other Months				
Exercise Price	Open price	Price max	Price min	Last price	Closing price	Volume	Open Interest	Open price	Price max	Price min	Last price	Closing price	Volume	Open Interest	Volume	Open Interest	Open price	Price max	Price min	Last price	Closing price	Volume	Open Interest	Open price	Price max	Price min	Last price	Closing price	Volume	Open Interest	Volume	Open Interest	Exercise Price			
3.400						-	-	0.000	0.000	0.000		4.71	-	-								-	-	0.000	0.000	0.000		0.001	-	-			0.034			
3.600						-	-	0.000	0.000	0.000		4.51	-	-								-	-	0.000	0.000	0.000		0.001	-	-			0.036			
3.800						-	-	0.000	0.000	0.000		4.31	-	-								-	-	0.000	0.000	0.000		0.001	-	-			0.038			
4.000						-	-	0.000	0.000	0.000		4.11	-	-								-	-	0.000	0.000	0.000		0.001	-	-			0.040			
4.400						-	-	0.000	0.000	0.000		3.71	-	-								-	-	0.000	0.000	0.000		0.001	-	-			0.044			
4.800						-	-	0.000	0.000	0.000		3.31	-	-								-	-	0.000	0.000	0.000		0.001	-	-			0.048			
5.200						-	-	0.000	0.000	0.000		2.91	-	-								-	-	0.000	0.000	0.000		0.001	-	-			0.052			
5.600	0.000	0.000	0.000		2.50	-	-	0.000	0.000	0.000		2.51	-	-			0.000	0.000	0.000		0.001	-	-	0.000	0.000	0.000		0.001	-	-			0.056			
6.000	0.000	0.000	0.000		2.10	-	-	0.000	0.000	0.000		2.12	-	-			0.000	0.000	0.000		0.001	-	-	0.000	0.000	0.000		0.002	-	-			0.060			
6.400	0.000	0.000	0.000		1.70	-	-	0.000	0.000	0.000		1.72	-	-			0.000	0.000	0.000		0.001	-	-	0.000	0.000	0.000		0.010	-	-			0.064			
6.800	0.000	0.000	0.000		1.30	-	-	0.000	0.000	0.000		1.35	-	-			0.000	0.000	0.000		0.001	-	1	0.000	0.000	0.000		0.034	-	-			0.068			
7.200	0.000	0.000	0.000		0.913	-	-	0.000	0.000	0.000		1.00	-	-			0.000	0.000	0.000		0.008	-	4	0.000	0.000	0.000		0.089	-	-			0.072			
7.600	0.000	0.000	0.000		0.554	-	55	0.789	0.789	0.752	0.752	0.752	16	10			0.000	0.000	0.000		0.049	-	-	0.000	0.000	0.000		0.190	-	-			0.076			
8.000	0.000	0.000	0.000		0.275	-	50	0.000	0.000	0.000		0.468	-	-			0.000	0.000	0.000		0.171	-	5	0.000	0.000	0.000		0.351	-	-			0.080			
8.400	0.000	0.000	0.000		0.106	-	11	0.000	0.000	0.000		0.287	-	-			0.000	0.000	0.000		0.401	-	-	0.000	0.000	0.000		0.571	-	-			0.084			
8.800	0.000	0.000	0.000		0.032	-	5	0.000	0.000	0.000		0.169	-	-			0.000	0.000	0.000		0.728	-	-	0.000	0.000	0.000		0.853	-	-			0.088			
9.200	0.000	0.000	0.000		0.007	-	-	0.000	0.000	0.000		0.093	-	-			0.000	0.000	0.000		1.10	-	-	0.000	0.000	0.000		1.18	-	-			0.092			
9.600	0.000	0.000	0.000		0.001	-	-	0.000	0.000	0.000		0.048	-	-			0.000	0.000	0.000		1.50	-	-	0.000	0.000	0.000		1.53	-	-			0.096			
10.000	0.000	0.000	0.000		0.001	-	-	0.000	0.000	0.000		0.023	-	-			0.000	0.000	0.000		1.90	-	-	0.000	0.000	0.000		1.91	-	-			0.100			
11.000	0.000	0.000	0.000		0.001	-	-	0.000	0.000	0.000		0.003	-	-			0.000	0.000	0.000		2.90	-	-	0.000	0.000	0.000		2.90	-	-			0.110			
Totals:						0	121							16	10	0	0							0	10							0	3	0	0	
Number of Trades:						0								2		0								0.00								0		0		

Lending Products	Underlying Title	Multilateral Transactions[1]					Bilateral Transactions[2]		Stock Borrowing through OTC (volume)[3]
		Open Interest[5]	Volume(Offered)	Average Weighted	Transactions volume	Average Weighted	Transactions Volume	Average Weighted	Transactions Volume
ADMIEBOR	ADMIE (IPTO) HOLDING S.A. (CR)	---	---	---	---	---	---	---	524,853
AEGNBOR	AEGEAN AIRLINES (CR)	3,000	---	---	---	---	---	---	24,340
ALPHABOR	ALPHA SERVICES HOLD (CR)	---	---	---	---	---	---	---	59,242,042
ALMYBOR	ALUMIL (CR)	---	---	---	---	---	---	---	---
OTOELBOR	AUTOHELLAS SA (CR)	11,360	---	---	---	---	---	---	46,960
AVAXBOR	AVAX S.A. (CR)	---	---	---	---	---	---	---	---
EEEBOR	CC HBC AG (CR)	8,986	---	---	---	---	---	---	41,108
CENERBOR	CENERGY HOLDINGS (CB)	---	---	---	---	---	---	---	---
ELLAKTORBOR	ELLAKTOR (CR)	9,960	---	---	---	---	---	---	14,176
ELHABOR	ELVALHALCOR (CR)	31,089	---	---	---	---	---	---	64,887
EUROBBOR	EUROBANK HOLDINGS (CR)	157,267	---	---	---	---	---	---	34,076,283
EYDAPBOR	EYDAP S.A. (CR)	18,281	---	---	---	---	---	---	181,574
FFGRPBOR	FOLLI FOLLIE (CR)	---	---	---	---	---	---	---	886,310
FOYRKBOR	FOURLIS (CR)	---	---	---	---	---	---	---	31,786
GEKTERNABOR	GEK TERNA (CR)	---	---	---	---	---	---	---	1,372
SARBOR	GR. SARANTIS S.A. (CR)	564	---	---	---	---	---	---	44,346
EXAEBOR	HELLENIC EXCHANGES-A.S.E. (CR)	1,000	---	---	---	---	---	---	163,401
ELPEBOR	HELLENIQ ENERGY (CR)	1	---	---	---	---	---	---	394,870
INTRKBOR	INTRACOM HOLDINGS (CR)	---	---	---	---	---	---	---	---
INKATBOR	INTRAKAT (CR)	---	---	---	---	---	---	---	---
BELABOR	JUMBO SA (CR)	52,132	---	---	2,000	5.92%	---	---	364,602
LAMDABOR	LAMDA DEVELOPMENT SA (CR)	1,947	---	---	---	---	---	---	487,283
MIGBOR	MIG (CR)	---	---	---	---	---	---	---	1,206,978
MOHBOR	MOTOR OIL (CR)	41,502	---	---	---	---	---	---	1,475,338
MYTILBOR	MYTILINEOS (CR)	6,534	---	---	---	---	---	---	118,488
ETEBOR	NATIONAL BANK (CR)	1,500	---	---	---	---	---	---	9,979,601
OPAPBOR	OPAP (CR)	2,000	---	---	---	---	---	---	1,435,687
HTOBOR	OTE (CR)	---	---	---	---	---	---	---	1,036,257
PPABOR	P.P.A. S.A. (CR)	3,250	---	---	---	---	---	---	65,287
TPEIRBOR	PIRAEUS FINANCIAL HOLD (CR)	21,330	---	---	---	---	---	---	931,370
PPCBOR	PPC (CR)	3,000	---	---	---	---	---	---	1,716,909

Stock Lending Notes

- [1] - Multilateral contracts Lending or Borrowing as per Methods 8-1, 8-2 and 8-3-3 (According to ATHEX BoD Resolution No.17)
- [2] - Billateral Contracts Lending or Borrowing as per Methods 8-3-1 and 8-3-2 (According to ATHEX BoD Resolution No.20 )
- [3] - The information concerning OTC Stock Borrowing Transactions is based on the statements of the Dematerialised Securities System (DSS) operators involved and refers to volumes that have been registered up until the previous working day.
- [4] - Average Price (Volume weighted)
- [5] - The Data concerning Open Interest before the start of trading session

Lending Products	Underlying Title	Multilateral Transactions[1]					Bilateral Transactions[2]		Stock Borrowing through OTC (volume)[3]
		Open Interest[5]	Volume(Offered)	Average Weighted	Transactions volume	Average Weighted	Transactions Volume	Average Weighted	Transactions Volume
QUALBOR	QUALITY & RELIABILITY SA (CR)	---	---	---	---	---	---	---	---
QUESTBOR	QUEST HOLDINGS (CR)	11,143	---	---	---	---	---	---	68,355
TENERGYBOR	TERNA ENERGY (CR)	---	---	---	---	---	---	---	132,067
TITCBOR	TITAN CEMENT (CB)	3,401	---	---	---	---	---	---	350,054
VIOBOR	VIOHALCO SA/NV (CB)	21,477	---	---	---	---	---	---	---

Stock Lending Notes

[1] - Multilateral contracts Lending or Borrowing as per Methods 8-1, 8-2 and 8-3-3 (According to ATHEX BoD Resolution No.17)

[2] - Bilateral Contracts Lending or Borrowing as per Methods 8-3-1 and 8-3-2 (According to ATHEX BoD Resolution No.20 )

[3] - The information concerning OTC Stock Borrowing Transactions is based on the statements of the Dematerialised Securities System (DSS) operators involved and refers to volumes that have been registered up until the previous working day.

[4] - Average Price (Volume weighted)

[5] - The Data concerning Open Interest before the start of trading session

## Sectors codification for listed companies

12003 -	ETF	10101010	Computer Services
10101015	Software	10102030	Computer Hardware
15101010	Telecommunications Equipment	15102015	Telecommunications Services
20101010	Health Care Facilities	20101025	Health Care Services
20102010	Medical Equipment	20103015	Pharmaceuticals
30101010	Banks	30202000	Diversified Financial Services
30202010	Asset Managers & Custodians	30202015	Investment Services
30204000	Closed End Investments	30302010	Full Line Insurance
30302015	Insurance Brokers	30302025	Property and Casualty Insurance
35101010	Real Estate Holding and Development	35101015	Real Estate Services
35102000	Diversified REITs	35102030	Office REITs
40201040	Rental & Leasing Services: Consumer	40202010	Home Construction
40202015	Household Furnishings	40202020	Household Appliance
40203040	Electronic Entertainment	40203045	Toys
40204020	Clothing & Accessories	40301010	Entertainment
40301030	Publishing	40301035	Radio & TV Broadcasters
40401010	Diversified Retailers	40401020	Apparel Retailers
40401025	Home Improvement Retailers	40401030	Specialty Retailers
40501010	Airlines	40501015	Travel & Tourism
40501020	Casinos & Gambling	40501025	Hotels & Motels
45101015	Distillers & Vintners	45101020	Soft Drinks
45102010	Farming Fishing Ranching & Plantations	45102020	Food Products
45103010	Tobacco	45201010	Food Retailers & Wholesalers
45201020	Personal Products	50101010	Construction
50101020	Building Roof/Wallboard and Plumbing	50101030	Cement
50101035	Building Materials: Other	50202010	Electrical Components
50203000	Diversified Industrials	50203015	Plastics
50203030	Containers & Packaging	50204000	Machinery: Industrial
50204020	Machinery: Construction & Handling	50205010	Industrial Suppliers
50205020	Back Office Support HR & Consulting	50205030	Forms & Bulk Printing Services
50206015	Commercial Vehicles & Parts	50206030	Marine Transportation
50206060	Transportation Services	55101000	Diversified Materials
55101020	Textile Products	55102000	General Mining
55102010	Iron & Steel	55102015	Metal Fabricating
55102035	Aluminum	60101020	Oil Refining and Marketing
65101010	Alternative Electricity	65101015	Conventional Electricity
65102030	Water		



**ATHEX**  
*Athens Stock Exchange*

Λεωφ. Αθηνών 110 104 42 Αθήνα  
110, Athinon Ave. GR 104 42 Athens  
tel. (+30)210-33.66.800, fax (+30)210-33.66.101  
[www.athexgroup.gr](http://www.athexgroup.gr)