


23

Ημερήσιο Δελτίο
Συναλλακτικής Δραστηριότητας

Daily Official List
of Trading Activity

Friday, 12 May, 2023

Year: 144 Trading Day No: 88



ATHEXGROUP
Athens Exchange Group

Disclaimer:

Hellenic Exchanges-Athens Stock Exchange S.A. endeavours to ensure that the data and other material ("Information") presented on the Daily Official List are accurate and complete, but it is not liable for any errors or omissions of data or /and for the accuracy, credibility, updating and completeness of the aforesaid information nor it has any liability arising directly or indirectly from the use of the above Information.

The Company is not liable for the accuracy of the data included in listed companies' announcements. Only the sender of such an announcement is fully and solely liable for any infringement of third party's rights from the content of such announcement. All contents of the Daily Official List are provided only for information purposes and do not constitute investment advice or solicitation to invest in securities or other products listed for trading on the Exchange.

You acknowledge and agree that the Company is the owner of any property rights related to any Information appearing on the Daily Official List including intellectual property rights copyright, trademarks, etc.

The above data are a property of the Hellenic Exchanges-Athens Exchange and are copyright protected. Users are forbidden to reproduce, modify, copy, sale, transmit or redistribute, by all reproduction means and methods, part or the whole of the above data, without reference to their source.

The commercial exploitation of these data is, also, forbidden by third parties. Hellenic Exchanges-Athens Exchange does not carry any responsibility, direct or indirect, derived from usage or accidental alteration of the above data when used by third parties.

Hellenic Exchanges – Athens Stock Exchange S.A.

110 Athinon Ave., 10442 Athens, Tel: (210) 33.66.800, Fax: (210) 32.13.938

www.athexgroup.gr

Thessalonica Stock Exchange Center (T.S.E.C)

16-18 Katouni Str., Thessalonica 546 25 Tel: (2310) 567.667, Fax: (2310) 530.545

Athex Members Guarantee Fund

14-16 Fidiou Str., Athens 106 78, Tel: (210) 33.04.682, Fax: (210) 33.04.155

Hellenic Republic Capital Market Commission

1 Kolokotroni Str. & 1 Stadiou Str., Athens 10562 Tel: (210) 33.77.100 Fax: (210) 33.77.173

Table of Contents

Section 1: Statistical Figures of Securities, Derivatives and Lending

Summary of Markets

Athex Indices

Analytic Figures for Athex Market's Boards and Categories

Trading Details by Athex Sectors and Financial Instruments (ETFs)

Top 10 best & worst performing Shares

Derivatives Summary

Section 2: Analytic Figures of Shares Transactions

Analytic Figures of Shares Transactions

Shares' Notes

Section 3: Figures of Securities Transactions

Securities Blocks Details

Shares Rights Details

Stock Borrowing

Forced Sales Details

Forced Sales Registered Shares

Exchange Traded Funds (ETFs) Characteristics

Section 5: Bonds traded in Fixed Income Assets Market

Convertible Corporate Bonds - Regulated Market

Non Convertible Corporate Bonds - Regulated Market

Government Bonds

Treasury Bills & Zero Coupon Government Bonds

Government Bonds Traded with the Open Outcry Method

State Banks Bonds

Section 6: Additional Infos

Athex & ATHEXClear Members List

List of Stocks under Market Making operations

Section 7: Derivatives Market Analytic Figures

Index Futures

Stock Futures

Index Options

Stock Options

Stock Lending Analytic Figures

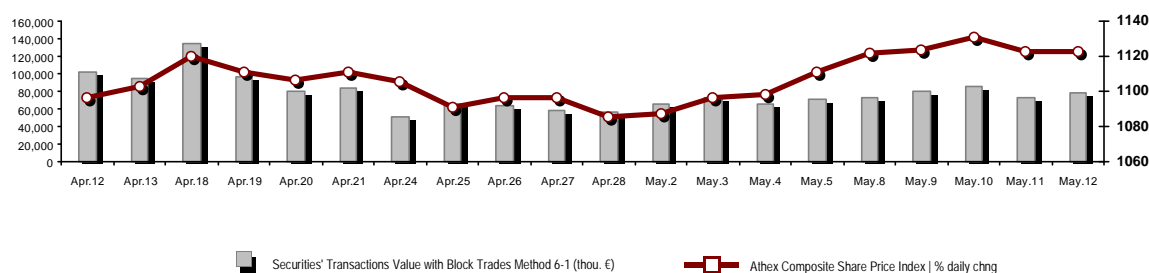
Appendix A: Sectors codification for listed companies

Section codification follows the corresponding from the Greek version of Daily Official List for reference purposes.

Hellenic Exchanges – Athens Stock Exchange S.A.Market Analysis & Communication Unit

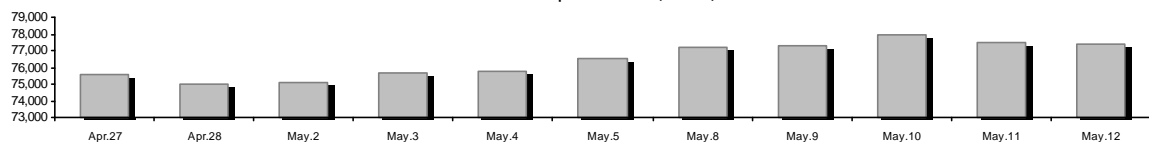
Summary of Markets

Athex Composite Share Price Index vs Shares and Derivatives Transactions Value

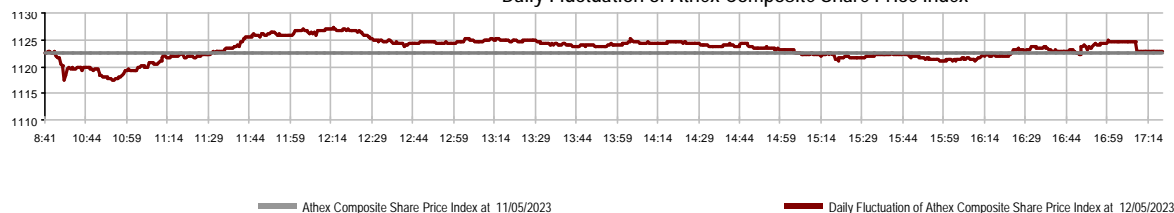


Athex Capitalisation (mill. €) **:	77,348.97		Derivatives Total Open Interest	421,682
Daily change: mill. € %	-80.01	-0.10%	in Index Futures % daily chng	6,864 -1.56%
Yearly Avg Capitalisation: mill. € % chng prev year Avg	72,901.95	15.61%	in Stock Futures % daily chng	412,610 0.77%
Athex Composite Share Price Index % daily chng	1,122.75	0.03%	in Index Options % daily chng	1,541 2.39%
Athex Composite Share Price Index Capitalisation (mill. €)	70,085.04		in Stock Options % daily chng	667 0.00%
Daily change (mill. €)	-65.35			
Securities' Transactions Value with Block Trades Method 6-1 (t	78,700.65		Derivatives Contracts Volume:	17,611
Daily change: %	5,730.43	7.85%	Daily change: pieces %	-16,065 -47.70%
YtD Avg Trans. Value: thou. € % chng prev year Avg	101,150.84	40.00%	YtD Avg Derivatives Contracts % chng prev year Avg	45,374 32.09%
Blocks Transactions Value of Method 6-1 (thou. €)	20,784.40		Derivatives Trades Number:	1,329
Blocks Transactions Value of Method 6-2 & 6-3 (thou. €)	1.85		Daily change: number %	-278 -17.30%
Bonds Transactions Value (thou.€)	1,565.76		YtD Avg Trades number % chng prev year Avg	2,361 14.95%
Securities' Transactions Volume with Block Trades Method 6-1 (tho	24,441.78		Lending Total Open Interest	304,255
Daily change: thou. pieces %	2,084.72	9.32%	Daily change: pieces %	-14,830 -4.65%
YtD Avg Volume: % chng prev year Avg	40,669.12	43.45%	Lending Volume (Multilateral/Bilateral)	4,213
Blocks Transactions Volume of Method 6-1 (thou. Pieces)	8,918.25		Daily change: pieces %	2,713
Blocks Transactions Volume of Method 6-2 & 6-3 (thou. Pieces)	1.85		Multilateral Lending	4,213
Bonds Transactions Volume	1,690,000		Bilateral Lending	0
Securities' Trades Number with Block Trades Method 6-1	25,544		Lending Trades Number:	5
Daily change: number %	9	0.04%	Daily change: %	4
YtD Avg Trades number % chng prev year Avg	35,493	20.66%	Multilateral Lending Trades Number	5
Number of Blocks Method 6-1	14		Bilateral Lending Trades Number	0
Number of Blocks Method 6-2 & 6-3	1			
Number of Bonds Transactions	238			

Athex Capitalisation (mill. €) **



Daily Fluctuation of Athex Composite Share Price Index



Athex Indices

Index name	12/05/2023	11/05/2023	pts.	%	Min	Max	Year min	Year max	Year change
Athex Composite Share Price Index	1,122.75 #	1,122.41	0.34	0.03%	1,117.51	1,127.27	929.79	1,140.96	20.75% #
Athex ESG Index	1,280.43 €	1,281.10	-0.67	-0.05%	1,274.13	1,286.19	1,057.52	1,311.72	21.06% #
FTSE/Athex Large Cap	2,734.77 €	2,737.69	-2.92	-0.11%	2,721.96	2,748.36	2,250.77	2,795.71	21.46% #
FTSE/Athex Mid Cap Index	1,651.43 #	1,644.65	6.78	0.41%	1,642.55	1,652.36	1,411.43	1,660.73	17.00% #
FTSE/ATHEX High Dividend Yield Index	3,455.08 #	3,444.54	10.54	0.31%	3,439.98	3,469.54	3,028.28	3,547.10	14.09% #
FTSE/ATHEX Global Traders Index Plus	3,178.77 #	3,161.58	17.19	0.54%	3,154.98	3,182.58	2,616.09	3,217.08	21.51% #
FTSE/ATHEX Mid & Small Cap Factor-Weighted Ind	4,803.01 €	4,819.58	-16.57	-0.34%	4,786.47	4,822.94	4,353.12	4,965.04	9.27% #
ATHEX Select Index Plus	3,661.83 #	3,638.15	23.68	0.65%	3,634.03	3,669.03	3,071.06	3,706.63	19.24% #
ATHEX Select Index	5,423.90 €	5,432.68	-8.78	-0.16%	5,403.16	5,440.43	4,343.88	6,091.85	24.86% #
FTSE/Athex Market Index	656.25 €	656.42	-0.17	-0.03%	653.50	659.26	539.21	664.36	21.67% #
Athex Composite Index Total Return Index	1,992.83 #	1,992.22	0.61	0.03%	1,983.52	2,000.85	1,641.17	2,015.89	21.43% #
FTSE/Athex Large Cap Total Return	4,397.44 €	4,402.14	-4.70	-0.11%			3,623.42	4,441.79	22.12% #
FTSE/Athex Mid Cap Total Return	2,177.36 #	2,168.42	8.94	0.41%			1,881.61	2,183.75	17.21% #
Hellenic Mid & Small Cap Index	1,583.27 #	1,576.98	6.29	0.40%	1,574.85	1,585.67	1,365.14	1,599.85	15.98% #
FTSE/Athex Banks	853.19 €	860.06	-6.87	-0.80%	844.97	862.52	640.09	954.15	33.19% #
FTSE/Athex Insurance	2,705.76 #	2,698.12	7.64	0.28%	2,682.83	2,705.76	2,652.26	3,042.07	-7.81% €
FTSE/Athex Financial Services	1,087.93 #	1,071.22	16.71	1.56%	1,071.22	1,092.57	672.72	1,375.02	58.73% #
FTSE/Athex Industrial Goods & Services	5,929.83 #	5,801.15	128.68	2.22%	5,783.75	5,930.15	4,603.86	6,374.93	27.84% #
FTSE/Athex Retail	1,138.45 #	1,136.19	2.26	0.20%	1,124.84	1,141.56	901.21	1,154.60	26.32% #
FTSE/ATHEX Real Estate	3,780.52 €	3,812.46	-31.94	-0.84%	3,753.77	3,831.45	3,753.77	4,461.05	-7.18% €
FTSE/Athex Consumer Goods & Services	12,831.02 #	12,761.39	69.63	0.55%	12,694.62	12,893.37	8,974.47	12,893.37	40.11% #
FTSE/Athex Food & Beverage	10,965.16 #	10,887.40	77.76	0.71%	10,887.40	11,024.41	8,101.49	11,024.41	29.51% #
FTSE/Athex Basic Resources	7,372.29 €	7,408.29	-36.00	-0.49%	7,334.52	7,429.29	6,463.31	7,812.43	13.60% #
FTSE/Athex Construction & Materials	3,812.45 #	3,795.47	16.98	0.45%	3,776.75	3,818.83	3,204.90	3,850.32	18.96% #
FTSE/Athex Energy	4,929.87 €	5,002.34	-72.47	-1.45%	4,929.87	5,002.34	4,780.16	5,856.79	-1.99% €
FTSE/Athex Travel & Leisure	2,694.83 €	2,742.09	-47.26	-1.72%	2,694.83	2,745.50	2,196.17	2,799.03	21.54% #
FTSE/Athex Technology	2,349.73 #	2,331.95	17.78	0.76%	2,329.82	2,357.53	2,047.81	2,396.71	14.38% #
FTSE/Athex Telecommunications	3,779.76 #	3,760.60	19.16	0.51%	3,760.60	3,821.51	3,511.53	4,391.80	-7.17% €
FTSE/Athex Utilities	5,159.62 #	5,156.73	2.89	0.06%	5,128.53	5,205.90	4,598.77	5,289.37	12.20% #
FTSE/Athex Health Care	396.25 ~	396.25	0.00	0.00%	391.72	406.44	390.59	469.84	-5.40% €
FTSE/Athex Personal Products	7,272.04 #	7,217.89	54.15	0.75%	7,169.59	7,315.70	6,441.87	7,905.24	10.08% #
Athex All Share Index	270.17 €	270.43	-0.26	-0.10%	270.17	270.17	231.11	272.14	17.34% #
MSCI GREECE REBASED	4,302.71 €	4,315.37	-12.66	-0.29%	4,283.98	4,325.55	4,125.04	4,379.26	--- ~
Hellenic Corporate Bond Index	121.93 #	121.81	0.11	0.09%			118.78	121.93	2.47% #
Hellenic Corporate Bond Price Index	87.25 #	87.18	0.07	0.08%			85.96	87.55	1.19% #

Note 1: FTSE/Med 100, Hellenic Corporate Bond Price Index and Hellenic Corporate Bond Index closing prices refer to the previous trading day of 10/05/2023.

Note 2: The Hellenic Mid & Small Cap Index is a Customized index calculated by the Athens Exchange.

Analytic Figures for Athex Market's Boards and Categories

	Total Traded Securities	Main Market	Surveillance	Exchange Traded Funds (ETFs)
Totals	113	104	8	1
Gain / Lose / Same:	43 / 43 / 27	43 / 40 / 21	0 / 2 / 6	0 / 1 / 0
Athex Capitalisation (mill. €) **	77,348.97	77,000.86	348.11	
Daily Average Trans/ons Value(thou.€)	101,150.84	100,893.09	266.77	36.99
Transactions Value	78,702.50	78,518.08	74.49	109.92
Main Board:	57,916.25	57,731.83	74.49	109.92
Blocks Board 6_2_3:	20,786.25	20,786.25	0.00	0.00
Forced Sales Board:	0.00	0.00	0.00	0.00
Special Terms Board:	0.00	0.00	0.00	0.00
Daily Average Transactions Volume	40,669,115	39,438,605	1,237,237	1,445
Transactions Volume	24,443,629	24,094,187	345,442	4,000
Main Board:	15,523,526	15,174,084	345,442	4,000
Blocks Board 6_2_3:	8,920,103	8,920,103	0	0
Forced Sales Board:	0	0	0	0
Special Terms Board:	0	0	0	0
Daily Average Number of Trades	35,493	35,235	255	3
Number of Trades	25,545	25,444	100	1
Main Board:	25,530	25,429	100	1
Blocks Board 6_2_3:	15	15	0	0
Forced Sales Board:	0	0	0	0
Special Terms Board:	0	0	0	0

Trading Details by Athex Sectors and Financial Instruments (ETFs)

Code	Sectors	Gain / Lose / Same	Number of Trades	Transactions Volume	Transactions Value	% of Total Trans. Value
3010	- Banks	1 / 3 / 2	6,415	11,842,091	23,561,926.74	29.94%
5510	- Basic Resources	3 / 7 / 3	920	285,639	857,590.87	1.09%
5010	- Construction & Materials	6 / 3 / 3	2,068	8,035,576	9,580,435.32	12.17%
4020	- Consumer Products & Services	4 / 2 / 0	1,488	238,980	3,906,251.60	4.96%
6010	- Energy	0 / 3 / 1	1,864	191,163	2,683,738.83	3.41%
12000	- Financial Instruments	0 / 1 / 0	1	4,000	109,920.00	0.14%
3020	- Financial Services	4 / 0 / 0	935	296,998	1,287,147.21	1.64%
4510	- Food Beverage & Tobacco	1 / 1 / 5	160	28,511	621,110.72	0.79%
2010	- Health Care	0 / 2 / 1	137	115,083	67,001.88	0.09%
5020	- Industrial Goods & Services	7 / 6 / 3	2,920	740,609	10,375,950.08	13.18%
3030	- Insurance	1 / 0 / 0	11	1,794	6,312.26	0.01%
4030	- Media	1 / 0 / 0	8	5,950	3,079.40	0.00%
4520	- Personal Care, Drug & Grocery Stores	1 / 1 / 1	202	48,023	309,071.27	0.39%
3510	- Real Estate	3 / 4 / 2	904	287,019	1,344,106.68	1.71%
4040	- Retail	1 / 1 / 1	352	153,970	554,957.79	0.71%
1010	- Technology	4 / 2 / 4	678	190,824	605,312.46	0.77%
1510	- Telecommunications	1 / 1 / 0	1,454	827,885	11,181,550.91	14.21%
4050	- Travel & Leisure	2 / 4 / 1	2,827	642,019	6,421,909.26	8.16%
6510	- Utilities	3 / 2 / 0	2,201	507,495	5,225,124.11	6.64%

Top 10 best & worst performing Shares

Main Market					
With positive Price change	Closing price	change	With negative Price change	Closing price	change
ELLAKTOR (CR)	2.1	2.69% #	EUROBANK HOLDINGS (CR)	1.374	-2.66% €
MYTILINEOS (CR)	25.98	2.61% #	HELLENIQ ENERGY (CR)	7.21	-2.17% €
HELLENIC EXCHANGES-A.S.E. (CR)	4.27	2.15% #	OPAP (CR)	15.83	-1.92% €
PREMIA (CR)	1.13	1.80% #	P.P.A. S.A. (CR)	19.02	-1.86% €
AUTOHELLAS SA (CR)	13.42	1.67% #	IKTINOS HELLAS SA (CR)	0.51	-1.73% €
QUEST HOLDINGS (CR)	4.93	1.54% #	LAVIPHARM SA (CR)	0.431	-1.60% €
INTERCONTINENTAL (CR)	6.65	1.53% #	SPACE HELLAS SA (CR)	6.28	-1.57% €
ALUMIL (CR)	2.08	1.46% #	DIMAND (CR)	11.65	-1.27% €
EPSILON NET (CR)	8.01	1.39% #	MOTOR OIL (CR)	21.62	-1.19% €
ANDROMEDA SA (CR)	6.62	1.22% #	AVAX S.A. (CR)	0.949	-1.15% €
With the highest Transactions Value	Value (thou. €)	change	With the highest Transactions Volume	Volume	change
OTE (CR)	11,167.43	0.52% #	KLOUKINAS - LAPPAS SA (CR)	7,248,512	0.61% #
MYTILINEOS (CR)	9,289.54	2.61% #	ALPHA SERVICES HOLD (CR)	4,131,777	0.72% #
KLOUKINAS - LAPPAS SA (CR)	7,247.96	0.61% #	EUROBANK HOLDINGS (CR)	3,339,290	-2.66% €
NATIONAL BANK (CR)	7,061.48	-0.27% €	PIRAEUS FINANCIAL HOLD (CR)	3,005,507	0.00% -
PIRAEUS FINANCIAL HOLD (CR)	6,961.01	0.00% -	NATIONAL BANK (CR)	1,364,540	-0.27% €
OPAP (CR)	6,047.82	-1.92% €	OTE (CR)	825,639	0.52% #
ALPHA SERVICES HOLD (CR)	4,913.29	0.72% #	OPAP (CR)	379,059	-1.92% €
EUROBANK HOLDINGS (CR)	4,612.22	-2.66% €	MYTILINEOS (CR)	363,726	2.61% #
JUMBO SA (CR)	2,682.03	0.44% #	PPC (CR)	297,727	0.24% #
PPC (CR)	2,469.66	0.24% #	HELLENIC EXCHANGES-A.S.E. (CR)	288,138	2.15% #

Note: Stocks that are not included in the "Under Supervision" category, and the transactions value is more than 10,000 €.

Derivatives Summary

	Number of Trades	Volume	Open Interest
Index Futures	147	578	6,864
FTSE/Athex Banks	2	20	963
FTSE/Athex Large Cap	142	537	5,813
MSCI GREECE REBASED	3	21	88
Stock Futures	1,176	16,968	412,610
ADMIE (IPTO) HOLDING S.A. (CR)	2	30	12,522
AEGEAN AIRLINES (CR)	1	5	1,806
ALPHA SERVICES HOLD (CR)	201	7,900	167,560
AUTOHELLAS SA (CR)	2	3	83
AVAX S.A. (CR)	0	0	349
CC HBC AG (CR)	11	16	236
CENERGY HOLDINGS (CB)	16	62	6,149
ELLAKTOR (CR)	1	8	828
ELVALHALCOR (CR)	6	10	1,304
EUROBANK HOLDINGS (CR)	107	1,290	29,034
EYDAP S.A. (CR)	6	6	520
FOURLIS (CR)	6	65	1,625
GEK TERNA (CR)	9	30	8,165
HELLENIC EXCHANGES-A.S.E. (CR)	46	207	1,803
HELLENIQ ENERGY (CR)	4	4	1,648
INTRACOM HOLDINGS (CR)	17	27	4,616
INTRAKAT (CR)	10	60	8,430
JUMBO SA (CR)	6	6	388
LAMDA DEVELOPMENT SA (CR)	56	147	5,860
MIG (CR)	0	0	1,377
MOTOR OIL (CR)	10	25	1,808
MYTILINEOS (CR)	138	367	3,866
NATIONAL BANK (CR)	132	1,445	18,022
OPAP (CR)	5	20	1,750
OTE (CR)	34	80	10,689
P.P.A. S.A. (CR)	1	5	361
PIRAEUS FINANCIAL HOLD (CR)	256	4,888	80,078
PPC (CR)	66	208	24,811
QUEST HOLDINGS (CR)	2	2	97
TERNA ENERGY (CR)	11	17	10,321
TITAN CEMENT (CB)	4	12	694
VIOHALCO SA/NV (CB)	10	23	5,810
Index Options	3	41	1,541
FTSE/Athex Large Cap	3	41	1,541
Stock Options	3	24	667
ALPHA SERVICES HOLD (CR)	0	0	49
NATIONAL BANK (CR)	1	3	278
OPAP (CR)	0	0	116
OTE (CR)	0	0	4
PIRAEUS FINANCIAL HOLD (CR)	1	20	28
PPC (CR)	1	1	192
Total Derivatives Traded	1,329	17,611	421,682

Number of Outstanding Securities	Nominal Value	Dividends [1]			Date of Last Coupon		Note	Shares	Closing price	% change	Previous closing price/date	Open price	Price min	Price max	Last price	Avg price	Last Bid [7]	Last Ask [7]	P/E after tax	Year	Volume	Trades	Transactions Value[8]	Company Mkt Value (thou. €)	Year low	Year high	Sector[4]	
		2020	2021	2022	Dividend [2]	Right																						
Main Market - High Liquidity Class																												
2,348,908,567	0.290	---	---	---	07/04/2008	18/04/2017	---	ALPHA SERVICES HOLD (CR)	1.195	0.72 P	1.1865	11/05/2023	1.187	1.17	1.2165	1.195	1.189	9378@1.19	93179@1.20	---	---	4,131,777	1,765	4,913,286.38	2,806,945.74	1.0015	1.513	30101010
45,033,921	0.050	---	---	---	04/06/2008	27/03/2023	---	ATTICA BANK S.A. (CR)	12.64	-0.63 E	12.72	11/05/2023	12.74	12.38	12.78	12.64	12.599	30@12.66	81@12.78	---	---	482	22	6,072.92	569,228.76	10.62	48.75	30101010
18,176,934	1.00	---	---	---		27/01/2023	---	AUSTRIACARD (CB)	11.9	---	11.9	11/05/2023	11.9	11.6	12	11.9	11.776	100@11.60	237@11.90	---	---	1,630	37	19,195.30	216,305.51	10.4	13.42	10101010
48,624,764	0.080	0.23	0.46	0.65	24/04/2023	05/12/2022	---	AUTOHELLAS SA (CR)	13.42	1.67 P	13.2	11/05/2023	13.3	13.28	13.6	13.42	13.46	6420@13.40	100@13.54	---	---	89,537	697	1,205,150.16	652,544.33	10.06	13.6	40201040
190,162,681		---	---	---		07/12/2016	---	CENERGY HOLDINGS (CB)	4.65	0.43 P	4.63	11/05/2023	4.63	4.545	4.65	4.65	4.602	5@4.63	14674@4.65	---	---	170,293	396	783,740.21	884,256.47	3.015	4.77	50202010
372,553,049	6.70	0.64	0.71	---	07/07/2022	29/04/2013	---	CC HBC AG (CR)	29.31	0.72 P	29.1	11/05/2023	29.3	29.2	29.47	29.29	29.388	450@29.29	250@29.35	---	---	19,460	109	571,895.660	0,919,529.87	21.54	29.47	45101020
3,710,677,508	0.220	---	---	---	02/05/2008	20/05/2019	---	EUROBANK HOLDINGS (CR)	1.374	-2.66 E	1.4115	11/05/2023	1.4	1.3735	1.4	1.374	1.381	170266@1.37	6190@1.38	---	---	3,339,290	1,786	4,612,223.77	5,098,470.90	1.0495	1.4935	30101010
52,131,944	1.00	---	0.1102	---	30/06/2022	23/07/2019	---	FOURLIS (CR)	4	0.50 P	3.98	11/05/2023	3.98	3.94	4.005	4	3.979	2370@3.94	1845@4.00	---	---	86,073	257	342,478.75	208,527.78	3.26	4.03	40401010
305,635,185	2.18	0.1	0.1	0.3	11/01/2023	01/10/2003	---	HELLENIQ ENERGY (CR)	7.21	-2.17 E	7.37	11/05/2023	7.28	7.18	7.38	7.21	7.253	4719@7.20	71@7.23	---	---	92,430	480	670,360.37	2,203,629.68	6.93	8.68	60101020
83,600,000	0.880	---	---	---	03/07/2007	23/09/2022	---	INTRACOM HOLDINGS (CR)	1.82	0.44 P	1.812	11/05/2023	1.82	1.812	1.842	1.82	1.825	2500@1.82	250@1.84	---	---	83,388	178	152,179.53	152,152.00	1.678	2.12	10101010
160,523,985	0.300	---	---	---	12/08/2008	30/12/2022	---	INTRAKAT (CR)	1.668	-0.12 E	1.67	11/05/2023	1.67	1.65	1.68	1.668	1.665	110@1.66	3600@1.67	---	---	141,576	235	235,711.28	267,754.01	1.366	1.788	50101010
136,059,759	0.880	0.77	0.77	---	21/03/2023	05/03/2014	---	JUMBO SA (CR)	22.7	0.44 P	22.6	11/05/2023	22.82	22.44	22.82	22.7	22.736	6039@22.70	183@22.76	---	---	117,962	709	2,682,029.86	3,088,556.53	15.61	22.82	40203045
176,736,715	0.300	---	---	---	30/05/2007	27/11/2019	---	LAMDA DEVELOPMENT SA (CR)	5.55	-0.89 E	5.6	11/05/2023	5.615	5.505	5.635	5.55	5.567	2031@5.55	306@5.57	---	---	206,547	655	1,149,769.17	980,888.77	5.505	6.6	35101010
31,317,025	0.400	---	---	---	26/04/2007	10/05/2023	---	MIG (CR)	4.26	---	0.142	09/05/2023	---	---	---	---	---	---	---	---	---	---	---	---	133,410.53	0.987	8.4	30202000
107,222,688	0.440	---	(0.5667)	---	17/06/2022	16/03/2022	---	QUEST HOLDINGS (CR)	4.93	1.54 P	4.855	11/05/2023	4.835	4.835	4.96	4.93	4.908	196@4.93	154@4.94	---	---	37,632	81	184,679.06	528,607.85	4.655	5.46	10101010
78,325,475		---	---	---		23/07/2019	---	TITAN CEMENT (CB)	15.7	0.64 P	15.6	11/05/2023	15.6	15.46	15.7	15.7	15.567	1017@15.66	40@15.72	---	---	71,662	598	1,115,552.90	1,229,709.96	12.04	16	50101030
259,189,761		0.02	0.1	---	03/06/2022	26/02/2016	---	VIOHALCO SANNV (CB)	4.78	-0.83 E	4.82	11/05/2023	4.78	4.75	4.83	4.78	4.798	312@4.78	516@4.79	---	---	121,411	487	582,489.46	1,238,927.06	3.995	5.02	55102015
144,321,516	0.300	---	---	---	01/07/2011	22/01/2020	---	AVAX S.A. (CR)	0.949	-1.15 E	0.96	11/05/2023	0.956	0.94	0.962	0.949	0.953	5000@0.946	655@0.949	---	---	139,579	176	133,039.41	136,961.12	0.748	1	50101010
232,000,000	2.12	0.1069	0.0854	0.0682	29/08/2022	19/06/2017	---	ADMIE (PTO) HOLDING S.A. (CR)	1.808	-0.66 E	1.82	11/05/2023	1.812	1.806	1.83	1.808	1.815	1300@1.81	400@1.82	14.42	2022	51,966	186	94,328.28	419,456.00	1.64	2.035	65101015
90,167,100	0.500	---	---	---	03/06/2019	24/05/2021	---	AEGEAN AIRLINES (CR)	7.73	0.39 P	7.7	11/05/2023	7.7	7.65	7.84	7.73	7.733	272@7.71	672@7.73	---	---	32,599	251	252,094.59	696,991.68	5.27	8.15	40501010
103,423,291	0.570	---	---	---	01/08/2011	06/09/2022	---	GEK TERNA (CR)	12.1	---	12.1	11/05/2023	12.08	12.02	12.2	12.1	12.078	24@12.08	249@12.12	---	---	17,752	175	214,415.22	1,251,421.82	10.42	12.74	50101010
382,000,000	2.48	---	---	---	20/07/2015	12/12/2001	---	PPC (CR)	8.28	0.24 P	8.26	11/05/2023	8.28	8.22	8.37	8.28	8.295	433@8.26	3184@8.29	---	---	297,727	848	2,469,664.46	3,162,960.00	6.6	8.56	65101015
914,715,153	1.00	---	---	---	16/05/2008	29/08/2018	---	NATIONAL BANK (CR)	5.16	-0.27 E	5.174	11/05/2023	5.13	5.098	5.238	5.16	5.175	1917@5.14	991@5.18	---	---	1,364,540	1,079	7,061,475.55	4,719,930.19	3.746	5.528	30101010
375,241,586	0.390	0.01	0.03	---	30/05/2022	14/07/2006	---	ELVALHALCOR (CR)	1.684	0.24 P	1.68	11/05/2023	1.694	1.65	1.694	1.684	1.677	349@1.68	730@1.69	---	---	93,300	242	156,443.12	631,906.83	1.52	1.894	55102015
348,192,005	0.040	---	---	---	05/07/2011	16/07/2021	---	ELLAKTOR (CR)	2.1	2.69 P	2.045	11/05/2023	2.1	2.06	2.13	2.1	2.084	2@2.09	400@2.11	---	---	252,115	594	525,324.88	731,203.21	1.706	2.455	50101010
60,348,000	0.420	0.07	0.1515	---	08/06/2022	04/08/2021	---	HELLENIC EXCHANGES-A.S.E. (CR)	4.27	2.15 P	4.18	11/05/2023	4.18	4.165	4.3	4.27	4.271	5@4.23	257@4.27	---	---	288,138	849	1,230,592.45	257,685.96	3.09	4.525	30202015
106,500,000	0.600	---	0.28	---	05/09/2022	13/09/2021	---	EYDAP S.A. (CR)	6.29	0.48 P	6.26	11/05/2023	6.38	6.2	6.38	6.29	6.244	1500@6.24	450@6.30	---	---	33,951	334	211,975.39	669,885.00	6.11	7.34	65102030
110,782,980	0.750	---	0.9054	0.4058	21/11/2022	04/11/2013	---	MOTOR OIL (CR)	21.62	-1.19 E	21.88	11/05/2023	21.88	21.62	21.92	21.62	21.782	1633@21.60	272@21.78	---	---	91,805	1,318	1,999,730.20	2,395,128.03	20.84	25.82	60101020
142,891,161	0.970	0.378	0.4341	---	24/06/2022	07/07/2017	---	MYTILINEOS (CR)	25.98	2.61 P	25.32	11/05/2023	25.26	25.24	25.98	25.98	25.54	90@25.90	579@26.00	---	---	363,726	2,101	9,289,535.72	3,712,312.36	19.94	28.4	50203000
25,000,000	2.00	0.4	0.628	---	25/07/2022	08/08/2003	---	P.P.A. S.A. (CR)	19.02	-1.86 E	19.38	11/05/2023	19.3	19.02	19.46	19.02	19.293	301@19.02	710@19.30	8.99	2022	3,059	110	59,017.28	475,500.00	15.86	19.84	50206060
363,341,859	0.300	0.55	0.6	0.3	19/10/2022	29/07/2022	---	OPAP (CR)	15.83	-1.92 E	16.14	11/05/2023	16.14	15.83	16.16	15.83	15.955	757@15.83	200@15.90	---	---	379,059	2,473	6,047,823.81	5,751,701.63	13.02	16.47	40501020
433,664,596	2.83	0.6879	0.8231	---	01/07/2022	18/06/1998	---	OTE (CR)	13.53	0.52 P	13.46	11/05/2023	13.46	13.46	13.7	13.53	13.526	3441@13.51	633@13.55	---	---	825,639	1,424	11,167,426.63	5,867,481.98	12.57	15.73	15102015
1,250,367,223	0.930	---	---	---	16/05/2008	14/04/2021	---	PIRAEUS FINANCIAL HOLD (CR)	2.31	---	2.31	11/05/2023	2.29	2.256	2.35	2.31	2.316	21077@2.30	200@2.32	---	---	3,005,507	1,742	6,961,008.47	2,888,348.29	1.43	2.449	30101010
43,741,452	0.660	0.16	0.2723	0.0698	30/01/2023	01/11/1999	---	THRACE PLASTICS SA (CR)	4.065	0.12 P	4.06	11/05/2023	4.085	4.065	4.16	4.065	4.108	185@4.07	250@4.11	---	---</							

Number of Outstanding Securities	Nominal Value	Dividends [1]			Date of Last Coupon		Note	Shares	Closing price	% change	Previous closing price/date	Open price	Price min	Price max	Last price	Avg price	Last Bid [7]	Last Ask [7]	P/E after tax	Year	Volume	Trades	Transactions Value[8]	Company Mkt Value (thou. €)	Year low	Year high	Sector[4]		
		2020	2021	2022	Dividend [2]	Right																							
Main Market - Medium Liquidity Class																													
13,126,020	0.660	0.0837	0.1163	---	22/06/2022	04/09/2020	---	AS COMPANY SA (CR)	2.25	---	↘	2.25	11/05/2023	2.25	2.22	2.25	2.25	2.246	1100@2.20	500@2.25	---	---	1,595	8	3,583.15	29,533.55	2.02	2.38	40401030
3,114,144	0.360	0.1558	0.3427	---	14/06/2022	02/06/2020	---	ALPHA TRUST (CR)	5.65	0.89	↗	5.6	11/05/2023	5.65	5.65	5.65	5.65	100@5.45	100@5.65	---	---	1,600	42	9,040.00	17,594.91	4.32	5.7	30202010	
14,000,000	4.15	---	3.42	---	14/09/2022	29/06/1999	---	ALPHA REAL ESTATE SA(CR)	7.42	0.54	↗	7.38	11/05/2023	7.42	7.42	7.42	7.42	70@7.42	75@7.66	---	---	30	1	222.60	103,880.00	6.68	9.22	35101015	
215,805,843	0.300	0.05	---	---	30/12/2021	15/11/2022	---	ATTICA HOLDINGS (CR)	2.51	0.80	↗	2.49	11/05/2023	2.49	2.48	2.52	2.51	2.498	500@2.53	170@2.53	---	---	19,921	18	49,757.47	541,672.67	1.865	2.52	40501015
151,654,947	0.040	---	---	---	01/07/2008	21/02/2020	---	AVE (CR)	0.528	0.76	↗	0.524	11/05/2023	0.516	0.514	0.528	0.528	0.518	90@0.528	500@0.536	---	---	5,950	8	3,079.40	80,073.81	0.506	0.586	40301010
35,764,593	2.10	0.06	0.075	0.1046	02/05/2023	25/11/2019	---	BRIQ PROPERTIES (CR)	1.92	-0.77	↘	1.935	11/05/2023	1.93	1.915	1.935	1.92	1.927	52@1.92	250@1.93	---	---	19,370	70	37,335.16	68,668.02	1.9	2.11	35102030
101,123,806	0.360	---	---	---	22/07/2010	28/06/2011	---	CENTRIC HOLDINGS (CR)	0.277	0.36	↗	0.276	11/05/2023	0.276	0.275	0.279	0.277	0.276	2308@0.275	1250@0.277	---	---	20,693	12	5,718.93	28,011.29	0.263	0.333	40203040
784,500	10.00	---	0.3	---	24/05/2022	31/07/2018	---	CNL CAPITAL (CR)	7	0.72	↗	6.95	11/05/2023	7	7	7	7	7	100@6.90	1060@7.00	-(6)-	2022	50	3	350.00	5,491.50	6.8	8	30202010
10,246,800	0.300	---	---	---	06/10/2005	13/02/2002	---	CPI SA (CR)	0.6	---	↘	0.6	11/05/2023	0.566	0.566	0.6	0.6	0.596	187@0.592	1248@0.608	---	---	3,021	29	1,799.69	6,148.08	0.548	0.722	10102030
18,680,300	0.050	---	---	---	06/07/2022	---	---	DIMAND (CR)	11.65	-1.27	↘	11.8	11/05/2023	11.75	11.5	11.8	11.65	11.695	5@11.50	518@11.65	---	---	5,326	59	62,290.05	217,625.50	11.45	14.9	35101010
54,200,000	0.075	---	0.035	---	19/07/2022	23/11/2021	---	EPSILON NET (CR)	8.01	1.39	↗	7.9	11/05/2023	7.84	7.8	8.04	8.01	7.916	150@8.00	322@8.01	---	---	8,943	87	70,797.13	434,142.00	6.2	8.36	10101015
40,134,921	0.400	---	---	---	30/08/1993	05/12/2022	---	IDEAL HOLDINGS (CR)	4.77	0.53	↗	4.745	11/05/2023	4.77	4.73	4.8	4.77	4.758	100@4.74	430@4.77	---	---	8,657	47	41,191.92	191,443.57	3.38	4.95	10102030
167,868,482	0.300	---	---	---	20/08/2007	28/11/2022	---	LAVIPHARM SA (CR)	0.431	-1.60	↘	0.438	11/05/2023	0.44	0.431	0.444	0.431	0.436	11000@0.430	1500@0.438	---	---	101,271	66	44,156.28	72,351.32	0.366	0.48	20103015
4,740,000	0.860	---	---	---	14/03/2003	---	---	LOGISMOS S.A. (CR)	0.975	---	↘	0.975	11/05/2023	---	---	---	---	---	290@0.900	381@0.975	-(6)-	2022	---	---	---	4,621.50	0.91	1.1	10101015
17,120,280	0.940	0.06	0.06	---	27/06/2022	02/08/2019	---	LOULIS FOOD (CR)	2.43	-1.22	↘	2.46	11/05/2023	2.44	2.4	2.46	2.43	2.432	150@2.41	149@2.46	---	---	1,141	12	2,775.33	41,602.28	2.38	2.82	45102020
4,419,616	1.58	---	---	0.1131	01/03/2023	04/03/2015	---	MEDICON S.A (CR)	3.5	---	↘	3.5	11/05/2023	3.47	3.46	3.59	3.5	3.501	318@3.48	31@3.59	---	---	1,630	19	5,706.11	15,468.66	3.45	4.15	20102010
468,700	2.24	3.42	---	---	03/05/2022	21/05/2004	---	MERMEREN KOMB. A.D. PR. (GDR)	39.4	-7.51	↘	42.6	11/05/2023	42	39	42	41	39.376	30@38.00	9@41.00	1.32	2022	93	9	3,662.00	18,466.78	31	59	55102000
10,500,000	0.950	---	---	---	24/06/2008	22/07/2022	---	MEVACO SA (CR)	3.44	---	↘	3.44	11/05/2023	3.44	3.34	3.44	3.44	3.381	174@3.34	697@3.44	11.40	2022	892	12	3,015.88	36,120.00	2.52	3.5	55102015
87,127,162	0.500	---	---	---	21/05/2008	28/07/2021	---	PREMA (CR)	1.13	1.80	↗	1.11	11/05/2023	1.11	1.11	1.136	1.13	1.126	1450@1.12	200@1.13	---	---	36,549	91	41,139.18	98,453.69	1.07	1.36	35101010
24,377,795	0.230	---	---	---	27/06/2022	08/06/2022	---	PROFILE SA (CR)	3.32	-0.90	↘	3.35	11/05/2023	3.39	3.29	3.39	3.32	3.312	310@3.30	100@3.32	---	---	27,447	133	90,903.37	80,934.28	2.575	3.56	10101010
27,345,120	0.280	---	---	---	18/07/2005	26/02/2014	---	QUALITY & RELIABILITY SA (CR)	0.588	---	↘	0.588	11/05/2023	0.588	0.586	0.588	0.588	0.586	30@0.580	3328@0.588	---	---	11,291	25	6,618.11	16,078.93	0.465	0.6	10101010
6,456,530	1.08	0.0804	0.12	---	14/07/2022	02/08/2010	---	SPACE HELLAS SA (CR)	6.28	-1.57	↘	6.38	11/05/2023	6.3	6.26	6.34	6.28	6.289	18@6.28	200@6.30	---	---	2,246	30	14,124.28	40,547.01	5.28	6.9	15101010
17,190,046	0.290	---	---	---	16/11/1992	30/11/2022	---	UNIBIOS (CR)	0.658	---	↘	0.658	11/05/2023	0.654	0.642	0.658	0.658	0.649	500@0.644	4900@0.658	---	---	8,745	15	5,671.64	11,311.05	0.558	0.719	50204000
32,413,681	0.370	---	---	---	15/07/2009	11/05/2000	---	ALUMIL (CR)	2.08	1.46	↗	2.05	11/05/2023	2.05	2.04	2.09	2.08	2.069	100@2.07	4403@2.09	---	---	31,666	75	65,520.82	67,420.46	1.986	2.54	55102035
3,534,269	3.44	(0.4452)	0.6908	---	16/12/2022	19/07/2022	---	ANDROMEDA SA (CR)	6.62	1.22	↗	6.54	11/05/2023	6.58	6.5	6.62	6.62	6.542	500@6.46	247@6.62	---	2022	7,210	41	47,164.76	23,396.86	5.9	7.1	30204000
18,810,000	0.400	---	---	---	08/07/2010	14/11/2007	---	VARVERIS - MODA BAGNO SA (CR)	0.66	---	↘	0.66	11/05/2023	---	---	---	---	---	300@0.625	280@0.660	---	---	---	---	---	12,414.60	0.6	0.8	40401025
23,986,500	1.05	---	---	---	26/06/2009	15/03/2000	---	BIOKARPET S.A.(CR)	2.05	0.49	↗	2.04	11/05/2023	2.03	2.03	2.06	2.06	2.046	80@1.97	399@2.04	---	---	3,100	11	6,343.80	49,172.33	1.5	2.17	50101035
6,325,000	0.600	---	0.19	---	04/07/2022	17/02/2014	---	VOYATZOGLOU (CR)	2.14	---	↘	2.14	11/05/2023	---	---	---	---	---	40@2.14	40@2.24	---	---	---	---	---	13,535.50	1.97	2.48	50205010
24,060,000	0.300	0.035	0.055	0.075	25/04/2023	01/07/2019	---	GEN. COMMERCIAL & IND.SA (CR)	1.265	-1.17	↘	1.28	11/05/2023	1.24	1.23	1.265	1.265	1.235	1135@1.23	500@1.27	7.82	2022	590	6	728.70	30,435.90	1.175	1.42	50205010
15,878,748	0.480	---	---	---	10/07/2006	22/03/2004	---	DOMIKI KRITIS SA (CR)	0.784	---	↘	0.784	11/05/2023	---	---	---	---	---	290@0.748	550@0.786	---	---	---	---	---	12,448.94	0.71	0.85	50101010
34,720,000	0.310	---	---	---	16/06/2010	01/08/2007	---	DROMEAS SA (CR)	0.314	1.29	↗	0.31	11/05/2023	0.314	0.314	0.314	0.314	0.314	2000@0.309	6000@0.324	---	---	5,000	5	1,570.00	10,902.08	0.3	0.389	40202015
13,673,200	0.880	---	---	---	18/07/2008	26/07/2001	---	EVROFARMA SA (CR)	0.83	---	↘	0.83	11/05/2023	0.83	0.825	0.83	0.83	0.83	170@0.795	500@0.845	---	---	2,000	9	1,659.65	11,348.76	0.684	0.876	45102020
11,250,000	0.520	---	0.0405	---	01/08/2022	09/11/2015	---	EKTER SA (CR)	1.55	0.32	↗	1.545	11/05/2023	1.545	1.515	1.55	1.55	1.53	500@1.54	1850@1.55	---	---	30,972	80	47,389.79	17,437.50	1.33	1.755	50101010
18,410,839	1.00	0.027	0.262	---	24/08/2022	10/09/2010	---	ELASTRON (CR)	2.65	-1.12	↘	2.68	11/05/2023	2.65	2.65	2.69	2.66	2.673	2000@2.66	500@2.68	---	---	2,760	11	7,378.40	48,788.72	2.21	2.82	55102010
60,295,607	0.240	---	---	---	09/07/2007	01/07/2021	---	ELGEKA SA (CR)	0.445	-0.22	↘	0.446	11/05/2023	0.445	0.426	0.445	0.445	0.443	200@0.428	1949@0.445	---	---	5,811	19	2,571.66	26,831.55	0.3		

Number of Outstanding Securities	Nominal Value	Dividends [1]			Date of Last Coupon Dividend [2]		Note	Shares	Closing price	% change	Previous closing price/date	Open price	Price min	Price max	Last price	Avg price	Last Bid [7]	Last Ask [7]	P/E after tax	Year	Volume	Trades	Transactions Value[8]	Company Mkt Value (thou. €)	Year low	Year high	Sector[4]
26,730,187	0.520	0.08	0.1	---	29/06/2022	01/08/2017	---	ELTON SA (CR)	2.47	0.82 P	2.45 11/05/2023	2.46	2.44	2.47	2.47	2.453	200@2.44	1652@2.47	---	---	14,242	45	34,939.45	66,023.56	2.08	2.59	50205010
30,000,000	0.050	0.06	0.09	---	13/05/2022	11/06/2020	---	ENTERSOFT (CR)	4.39	-0.23 E	4.4 11/05/2023	4.43	4.35	4.44	4.39	4.418	30@4.35	195@4.39	---	---	8,505	54	37,576.95	131,700.00	3.61	4.68	10101015
36,300,000	1.12	0.223	0.2186	---	14/09/2022	12/12/2007	---	THESSALONIKA WATER & SEWERAGE	3.3	1.23 P	3.26 11/05/2023	3.31	3.3	3.32	3.3	3.306	612@3.27	210@3.30	---	---	190	6	628.06	119,790.00	3.21	3.66	65102030
14,833,480	0.300	---	---	---	02/06/2010	04/02/2022	---	EUROCONSULTANTS S.A. (CR)	0.64	-0.93 E	0.646 11/05/2023	0.646	0.63	0.646	0.64	0.635	500@0.632	1886@0.640	---	---	10,730	26	6,816.25	9,493.43	0.576	0.66	50205020
86,735,980	0.310	---	---	---	06/07/2009	18/08/2022	---	ATHENS MEDICAL CENTER SA (CR)	1.41	-1.05 E	1.425 11/05/2023	1.44	1.395	1.44	1.41	1.407	2700@1.40	210@1.41	---	---	12,182	52	17,139.49	122,297.73	1.395	1.8	20101025
114,320,400	0.100	---	0.01	---	26/11/2021	05/08/2019	---	IKTINOS HELLAS SA (CR)	0.51	-1.73 E	0.519 11/05/2023	0.527	0.506	0.527	0.51	0.511	400@0.509	833@0.514	---	---	78,678	133	40,174.14	58,303.40	0.4855	0.675	50101035
8,226,132	0.450	---	---	---	15/05/2009	13/10/2014	---	ILYDA S.A. (CR)	1.21	---	1.21 11/05/2023	1.18	1.18	1.21	1.21	1.198	100@1.18	999@1.21	7.75	2022	310	7	371.40	9,953.62	1.055	1.41	10101015
2,566,836	0.440	---	0.016	---	15/07/2022	09/01/2007	---	INTERWOOD-XYLEMPORIA (PR)	0.33	---	0.33 11/05/2023	---	---	---	---	---	---	2000@0.326	---	---	---	---	---	10,538.30	0.192	0.332	50101020
34,986,430	0.440	---	---	---	25/07/2008	23/02/2010	---	INTERWOOD-XYLEMPORIA (CR)	0.277	1.10 P	0.274 11/05/2023	0.275	0.275	0.279	0.278	0.277	600@0.272	1300@0.279	---	---	50,600	24	14,031.40	10,538.30	0.1975	0.3	50101020
18,567,912	0.590	0.12	0.12	---	06/07/2022	26/01/2021	---	INTERLIFE G.C.I.(CR)	3.54	0.28 P	3.53 11/05/2023	3.52	3.51	3.54	3.54	3.519	66@3.54	100@3.67	---	2022	1,794	11	6,312.26	65,730.41	3.47	3.98	30302025
8,424,900	0.500	---	---	---	12/07/2010	04/07/2019	---	INTERTECH SA (CR)	1.01	1.61 P	0.994 11/05/2023	1.015	1.005	1.015	1.01	1.008	100@0.986	457@1.01	17.44	2022	173	5	174.38	8,509.15	0.92	1.235	50205010
19,804,134	0.150	---	---	---	01/07/2004	06/11/2017	---	KEKROPS SA (CR)	1.1	---	1.1 11/05/2023	1.1	1.1	1.1	1.1	1.1	153@1.10	350@1.12	2.09	2022	347	2	381.70	21,784.55	0.903	1.4	35101010
40,219,218	0.260	---	---	---	29/08/2022	10/06/2019	---	KLOUKINAS - LAPPAS SA (CR)	0.982	0.61 P	0.976 11/05/2023	0.97	0.97	0.988	0.982	1	100@0.976	2363@0.984	---	---	7,248,512	37	7,247,958.54	39,495.27	0.5	0.988	50101010
11,510,102	0.890	---	---	---	24/06/2005	06/10/1999	---	NAFPAKTOS TEXTILE (CR)	0.97	---	0.97 11/05/2023	---	---	---	---	---	160@0.970	30@1.00	---	---	---	---	---	11,164.80	0.93	1.23	55101020
21,224,340	0.420	0.0035	0.02	---	06/09/2022	25/04/2006	---	KORDELLOS BROS SA (CR)	0.546	-0.37 E	0.548 11/05/2023	0.546	0.544	0.546	0.546	0.545	2500@0.542	1365@0.546	4.80	2022	1,435	4	782.51	11,588.49	0.462	0.7	55102010
33,065,136	0.380	0.2	0.2001	---	18/08/2022	16/09/2013	---	KRI-KRI S.A. (CR)	7.1	---	7.1 11/05/2023	7.1	7.04	7.14	7.14	7.074	100@7.02	492@7.10	73.94	2022	5,850	26	41,383.68	234,762.47	6.08	7.14	45102020
18,017,472	0.360	---	---	---	09/09/2022	28/08/2017	---	KTIMA KOSTAS LAZARIDIS SA (CR)	1.71	---	1.71 11/05/2023	---	---	---	---	---	150@1.62	1000@1.73	---	---	---	---	---	30,809.88	1.55	1.78	45101015
7,595,160	0.600	---	---	---	10/09/2019	18/08/2010	---	KIRIAKOULIS SHIPPING SA (CR)	0.94	-1.67 E	0.956 11/05/2023	0.914	0.912	0.944	0.94	0.938	1000@0.922	39@0.940	---	---	9,376	21	8,793.25	7,139.45	0.868	1.265	40501015
6,200,000	0.500	---	---	---	22/06/2010	01/11/1995	---	MINERVA KNITWEAR (CR)	0.5	---	0.5 11/05/2023	---	---	---	---	---	400@0.442	1093@0.500	---	---	---	---	---	3,100.00	0.414	0.585	40204020
5,939,268	0.620	---	---	---	10/07/2003	03/01/2002	---	LANAKAM SA (CR)	0.93	---	0.93 11/05/2023	---	---	---	---	---	290@0.850	400@0.920	---	---	---	---	---	5,523.52	0.716	1.16	40401020
9,819,370	0.500	---	---	---	14/08/2007	09/01/2004	---	MATHIOS REFRACTORY SA (CR)	0.705	0.71 P	0.7 11/05/2023	0.7	0.67	0.725	0.705	0.677	43@0.675	596@0.705	---	---	5,953	16	4,029.20	6,922.66	0.565	0.885	55101000
29,250,000	0.360	0.02	0.0401	---	21/06/2022	25/04/2019	---	MOTODYNAMICS S.A. (CR)	3.17	-0.94 E	3.2 11/05/2023	3.2	3.13	3.2	3.17	3.151	80@3.16	1998@3.17	---	---	66,302	87	208,895.89	92,722.50	2.04	3.37	40401030
32,188,050	1.04	---	---	---	21/07/2008	20/01/2000	---	MOUZAKIS (CR)	0.695	-3.47 E	0.72 11/05/2023	0.705	0.69	0.71	0.695	0.696	2520@0.690	220@0.695	---	---	7,610	11	5,293.40	22,370.69	0.65	0.806	55101020
43,200,000	1.00	---	0.0824	---	07/09/2022	14/06/2022	---	MPLE KEDROS (CR)	2.42	---	2.42 11/05/2023	2.42	2.4	2.42	2.42	2.412	500@2.41	100@2.43	---	---	15,712	17	37,891.30	104,544.00	2.19	2.42	35102000
6,340,000	0.600	0.134	0.17	0.1	09/12/2022	12/01/2023	---	NAKAS MUSIC	2.28	---	2.28 11/05/2023	---	---	---	---	---	183@2.24	20@2.34	---	---	---	---	---	14,455.20	2.16	2.7	40401030
10,080,000	3.00	1.42	1.5	1.45	11/05/2023	27/08/2001	---	TPA SA (CR)	24.2	-0.41 E	24.3 11/05/2023	24.1	24	24.3	24.2	24.192	600@23.90	77@24.30	---	---	451	10	10,910.40	243,936.00	22.7	26.3	50206060
4,971,466	1.46	---	---	---	04/07/2007	08/10/2003	---	PAIRIS SA (CR)	0.978	2.09 P	0.958 11/05/2023	0.978	0.978	0.978	0.978	0.978	190@0.932	73@0.978	---	---	15	1	14.67	4,862.09	0.83	1.18	50203030
27,098,594	0.540	0.07	0.05	0.0201	05/12/2022	14/01/2021	---	PAPOUTSANIS (CR)	2.34	---	2.34 11/05/2023	2.35	2.34	2.35	2.34	2.341	150@2.08	815@2.34	21.13	2022	100	3	234.05	63,410.71	2.25	2.51	45201020
7,070,400	0.930	0.1081	0.3242	---	17/06/2022	06/05/2016	---	PETROPOULOS PETROS (CR)	7.42	0.82 P	7.36 11/05/2023	7.26	7.26	7.5	7.42	7.349	55@7.42	1050@7.48	---	---	16,344	54	120,109.04	52,462.37	5.9	7.5	50206015
21,912,599	0.300	---	---	---	11/04/2011	23/02/2007	---	REVOIL (CR)	1.385	-1.07 E	1.4 11/05/2023	1.37	1.35	1.39	1.385	1.372	183@1.39	1600@1.40	---	---	2,223	32	3,049.81	30,348.95	1.21	1.5	60101020
13,582,223	1.35	---	---	---	24/06/2008	02/02/2016	---	SIDMA STEEL (CR)	2.27	-0.87 E	2.29 11/05/2023	2.27	2.22	2.27	2.27	2.237	100@2.25	479@2.27	---	---	11,058	32	24,741.66	30,831.65	1.85	2.85	55102010
40,693,350	5.00	---	---	---	03/07/2006	26/05/2015	---	TECHNICAL OLYMPIC SA (CR)	2.04	-0.49 E	2.05 11/05/2023	2.01	1.985	2.04	2.04	2.001	525@2.00	1793@2.04	---	---	5,716	54	11,440.51	83,014.43	1.76	2.41	40202010
3,048,000	0.300	---	---	---	06/07/2007	01/06/2021	---	TZIRAKIAN PROFIL (CR)	1.845	---	1.845 11/05/2023	1.845	1.845	1.845	1.845	1.845	105@1.82	162@1.84	32.32	2022	38	1	70.11	5,623.56	1.76	2.22	55102010
10,203,575	0.730	---	---	---	16/07/2007	18/10/1999	---	FIERATEX SA (CR)	0.374	-5.79 E	0.397 11/05/2023	0.397	0.37	0.406	0.374	0.375	1000@0.371	300@0.390	---	2022	3,423	15	1,284.31	3,816.14	0.351	0.5	55101020
8,340,750	1.16	---	---	---	25/06/2009	17/09/2018	---	HAIDEMENOS SA (CR)	0.496	-0.80 E	0.5 11/05/2023	0.48	0.48	0.505	0.496	0.487	315@0.490	50@0.500	---	2022	1,328	9	646.28	4,137.01	0.452	0.6	50205030
Main Market - Low Liquidity Class																											
11,795,024	0.540	0.087	0.136	---	04/07/2022	30/08/2019	---	FLEXOPACK SA (CR)	8	-0.62 E	8.05 11/05/2023	8.05	8	8.05	8	8.021	10@8.15	600@8.30	---	---	60	2	481.25	94,360.19	7.45	9.45	50203030
10,500,000	4.00	0.37	0.29	---	31/05/2022	02/08/2016	---	INTERCONTINENTAL (CR)	6.65	1.53 P	6.55 11/05/2023	6.65	6.65	6.65	6.65	6.65	100@6.50	1740@7.00	12.69	2022	2,115	8	14,064.75	69,825.00	6.3	6.85	35102000

Number of Outstanding Securities	Nominal Value	Dividends [1]			Date of Last Coupon		Note	Shares	Closing price	% change	Previous closing price/date	Open price	Price min	Price max	Last price	Avg price	Last Bid [7]	Last Ask [7]	P/E after tax	Year	Volume	Trades	Transactions Value[8]	Company Mkt Value (thou. €)	Year low	Year high	Sector[4]	
		2020	2021	2022	Dividend [2]	Right																						
57,434,884	1.31	---	---	---	05/06/2008	12/06/2009	---	REDS S.A. (CR)	2.69	---	↘	2.69	11/05/2023	---	---	---	---	1000@2.58	1050@2.72	---	---	---	---	---	154,499.84	2.26	3	35101010
151,532,467	0.500	0.01	0.02	---	22/07/2022	10/06/2020	---	TRASTOR REAL EST. INV. CO.(CR)	0.99	-3.88	⬇️	1.03	11/05/2023	0.99	0.99	0.99	0.99	450@1.00	50@1.02	---	---	1,023	1	1,012.77	150,017.14	0.965	1.14	35102000
15,300,000	0.300	---	---	---	30/07/2009	13/12/1999	---	ATTICA PUBLICATIONS SA (CR)	0.266	---	↘	0.266	11/05/2023	---	---	---	---	460@0.268	960@0.288	---	---	---	---	---	4,069.80	0.236	0.39	40301030
15,000,000	0.300	---	---	---	06/07/2007	18/07/2000	---	DAIOS PLASTICS SA (CR)	3	---	↘	3	11/05/2023	---	---	---	---	300@3.16	109@3.30	---	---	---	---	---	45,000.00	2.92	3.52	50203015
3,307,500	0.210	---	---	---	11/08/2010	30/11/2022	---	ELVE SA (CR)	4.72	-2.07	⬇️	4.82	11/05/2023	4.72	4.72	4.78	4.72	4.752 49@4.70	50@4.98	18.60	2022	72	11	342.14	15,611.40	4.6	5.2	40204020
2,760,000	11.83	9.4	11	---	14/06/2022	16/07/1990	---	KARELIA (CR)	330	---	↘	330	11/05/2023	330	330	330	330	5@316.00	1@344.00	---	---	10	1	3,300.00	910,800.00	288	340	45103010
6,700,000	0.800	0.179	0.047	---	24/08/2022	29/05/2014	---	MILLS KEPENOS (CR)	2.28	---	↘	2.28	11/05/2023	2.18	2.18	2.18	2.18	90@2.18	40@2.26	16.84	2022	40	2	87.20	15,276.00	1.93	2.54	45102020
21,364,000	1.12	---	---	---	29/07/2019	08/03/2023	---	LAMPESA HOTEL SA (CR)	23.4	---	↘	23.4	11/05/2023	---	---	---	---	100@23.00	400@23.40	---	---	---	---	---	499,917.60	20.6	24	40501025
8,321,682	0.670	---	---	---	17/08/2007	23/11/1999	---	N. LEVENTERIS (CR)	0.27	---	↘	0.27	11/05/2023	---	---	---	---	---	990@0.270	---	2022	---	---	---	2,856.12	0.22	0.364	55102010
2,160,524	0.670	---	---	---	03/12/2018	23/11/1999	---	N. LEVENTERIS (PR)	0.282	---	↘	0.282	11/05/2023	---	---	---	---	---	1110@0.310	---	2022	---	---	---	2,856.12	0.218	0.342	55102010
27,379,200	0.980	---	---	---	03/07/2020	29/08/2022	---	CRETE PLASTICS SA (CR)	16	---	↘	16	11/05/2023	---	---	---	---	225@15.80	31@16.60	---	---	---	---	---	438,067.20	14.7	17.1	50203015
255,494,534	2.71	0.352	0.279	0.11	14/12/2022	30/09/2021	---	PRODEA (CR)	8.15	---	↘	8.15	11/05/2023	---	---	---	---	50@7.55	47@8.15	---	---	---	---	---	2,082,280.45	7.3	8.6	35102000
4,181,450	0.500	---	---	---	21/08/2000	05/03/2002	---	FLOUR MILLS SARANTOPOULOS SA	1.02	---	↘	1.02	11/05/2023	0.92	0.92	0.92	0.92	88@0.940	100@1.02	---	---	10	1	9.20	4,265.08	0.92	1.5	45102020

Exchange Traded Funds (ETFs)

906,928	---	---	---	---	15/06/2016	---	ALPHA ETF FTSE Athex Large Cap	27.48	-0.33	⬇️	27.57	11/05/2023	27.48	27.48	27.48	27.48	27.48	250@26.50	108@30.00	---	---	4,000	1	109,920.00	---	22.5	27.83	12003
---------	-----	-----	-----	-----	------------	-----	--------------------------------	-------	-------	----	-------	------------	-------	-------	-------	-------	-------	-----------	-----------	-----	-----	-------	---	------------	-----	------	-------	-------

Surveillance

356,314,416	0.060	---	---	---	07/07/2010	21/09/2017	5160	FRIGOGLASS SA (CR)	0.052	---	↘	0.052	11/05/2023	0.054	0.052	0.054	0.052	0.05240000@0.052	489@0.052	---	---	132,348	23	6,899.76	18,528.35	0.05	0.158	50204000	
65,326,268	0.530	---	---	---	04/07/2007	19/07/2006	4750	SATO SA (CR)	0.024	---	↘	0.024	11/05/2023	---	---	---	---	11000@0.020	998@0.024	---	---	---	---	---	1,567.83	0.018	0.069	40202015	
13,191,620	0.620	---	---	---	04/08/2010	09/09/2002	5232	YALCO - CONSTANTINOU (CR)	0.15	---	↘	0.15	11/05/2023	---	---	---	---	1000@0.155	1730@0.180	---	---	---	---	---	1,978.74	0.122	0.28	40202020	
13,000,000	1.00	---	---	---	01/08/2007	07/04/2000	5093	AKRITAS SA (CR)	0.48	---	↘	0.48	11/05/2023	0.456	0.456	0.48	0.48	0.48	---	500@0.498	---	---	1,010	4	484.56	6,240.00	0.45	0.67	50101035
221,519,681	0.300	---	---	---	02/07/2008	28/02/2011	4957	ANEK LINES SA (CR)	0.2	-1.96	⬇️	0.204	11/05/2023	0.204	0.2	0.204	0.2	0.201 5000@0.196	9614@0.202	---	---	139,234	29	27,987.02	45,229.20	0.177	0.248	40501015	
312,163	0.300	---	---	---	02/07/2008	28/02/2011	4959	ANEK LINES SA (PR, issue '90)	0.072	---	↘	0.072	11/05/2023	0.072	0.072	0.072	0.072	0.07255000@0.086	---	---	---	1,250	1	90.00	45,229.20	0.072	0.086	40501015	
2,969,713	0.300	---	---	---	02/07/2008	28/02/2011	4958	ANEK LINES SA (PR, issue '96)	0.304	---	↘	0.304	11/05/2023	---	---	---	---	---	400@0.290	---	---	---	---	---	45,229.20	0.173	0.38	40501015	
17,579,754	4.16	---	---	---	18/08/2006	02/08/2010	---	BIOTER SA (CR)	0.258	---	↘	0.258	11/05/2023	---	---	---	---	1000@0.214	310@0.260	---	---	---	---	---	4,535.58	0.21	0.398	50101010	
54,654,600	0.050	---	---	---	01/07/1998	30/12/2022	5275	VIS SA (CR)	0.156	---	↘	0.156	11/05/2023	0.156	0.156	0.156	0.156	0.156 3000@0.150	3000@0.160	---	2022	5,000	3	780.00	8,526.12	0.149	0.378	50203030	
51,754,364	0.300	---	---	---	23/12/2003	24/01/2007	5197	SELECTED TEXT. IND. ASSOC (CR)	0.154	---	↘	0.154	11/05/2023	---	---	---	---	9000@0.125	1250@0.156	---	---	---	---	---	7,970.17	0.11	0.202	55101020	
371,337,000	0.300	---	---	---	30/05/2013	01/07/2022	---	INTRALOT (CR)	0.59	-1.67	⬇️	0.6	11/05/2023	0.6	0.57	0.6	0.59	0.58412035@0.580	2500@0.595	---	---	60,580	34	35,363.12	219,088.83	0.565	0.765	40501020	
15,842,391	1.51	---	---	---	15/07/2009	12/05/2000	5141	BITROS HOLDING SA (CR)	0.48	---	↘	0.48	11/05/2023	0.48	0.48	0.48	0.48	240@0.480	1000@0.492	---	---	6,000	5	2,880.00	7,604.35	0.408	0.82	55102010	
24,319,250	0.300	---	---	---	09/07/2002	04/07/2007	5165	PROODEFTIKH SA (CR)	0.47	---	↘	0.47	11/05/2023	0.47	0.47	0.47	0.47	980@0.480	1000@0.500	---	---	20	1	9.40	11,430.05	0.4	0.6	50101010	
28,438,268	0.070	---	---	---	21/08/2006	24/11/1999	5253	SPIROY AGRICULTURE SA (CR)	0.19	---	↘	0.19	11/05/2023	---	---	---	---	40@0.180	2980@0.195	---	---	---	---	---	5,403.27	0.15	0.23	45102010	
1,011,000	1.00	---	---	---	01/07/2004	11/12/2012	5193	TRIA ALFA SA (CR)	9.9	---	↘	9.9	11/05/2023	---	---	---	---	229@9.00	209@9.90	75.82	2022	---	---	---	10,008.90	7.6	16.9	55101020	

Suspension Status

66,948,210	0.300	---	---	---	22/09/2015	22/09/2015	5179	FOLLI FOLLIE (CR)	4.8	---	↘	4.8	24/05/2018	---	---	---	---	---	---	---	---	---	---	---	---	---	---	---	---	---	---	---	---	---	---	---	---	---	---	---	---	---	---	---	---	---	---	---	---	---	---	---	---	---	---	---	---	---	---	---	---	---	---	---	---	---	---	---	---	---	---	---	---	---	---	---	---	---	---	---	---	---	---	---	---	---	---	---	---	---	---	---	---	---	---	---	---	---	---	---	---	---	---	---	---	---	---	---	---	---	---	---	---	---	---	---	---	---	---	---	---	---	---	---	---	---	---	---	---	---	---	---	---	---	---	---	---	---	---	---	---	---	---	---	---	---	---	---	---	---	---	---	---	---	---	---	---	---	---	---	---	---	---	---	---	---	---	---	---	---	---	---	---	---	---	---	---	---	---	---	---	---	---	---	---	---	---	---	---	---	---	---	---	---	---	---	---	---	---	---	---	---	---	---	---	---	---	---	---	---	---	---	---	---	---	---	---	---	---	---	---	---	---	---	---	---	---	---	---	---	---	---	---	---	---	---	---	---	---	---	---	---	---	---	---	---	---	---	---	---	---	---	---	---	---	---	---	---	---	---	---	---	---	---	---	---	---	---	---	---	---	---	---	---	---	---	---	---	---	---	---	---	---	---	---	---	---	---	---	---	---	---	---	---	---	---	---	---	---	---	---	---	---	---	---	---	---	---	---	---	---	---	---	---	---	---	---	---	---	---	---	---	---	---	---	---	---	---	---	---	---	---	---	---	---	---	---	---	---	---	---	---	---	---	---	---	---	---	---	---	---	---	---	---	---	---	---	---	---	---	---	---	---	---	---	---	---	---	---	---	---	---	---	---	---	---	---	---	---	---	---	---	---	---	---	---	---	---	---	---	---	---	---	---	---	---	---	---	---	---	---	---	---	---	---	---	---	---	---	---	---	---	---	---	---	---	---	---	---	---	---	---	---	---	---	---	---	---	---	---	---	---	---	---	---	---	---	---	---	---	---	---	---	---	---	---	---	---	---	---	---	---	---	---	---	---	---	---	---	---	---	---	---	---	---	---	---	---	---	---	---	---	---	---	---	---	---	---	---	---	---	---	---	---	---	---	---	---	---	---	---	---	---	---	---	---	---	---	---	---	---	---	---	---	---	---	---	---	---	---	---	---	---	---	---	---	---	---	---	---	---	---	---	---	---	---	---	---	---	---	---	---	---	---	---	---	---	---	---	---	---	---	---	---	---	---	---	---	---	---	---	---	---	---	---	---	---	---	---	---	---	---	---	---	---	---	---	---	---	---	---	---	---	---	---	---	---	---	---	---	---	---	---	---	---	---	---	---	---	---	---	---	---	---	---	---	---	---	---	---	---	---	---	---	---	---	---	---	---	---	---	---	---	---	---	---	---	---	---	---	---	---	---	---	---	---	---	---	---	---	---	---	---	---	---	---	---	---	---	---	---	---	---	---	---	---	---	---	---	---	---	---	---	---	---	---	---	---	---	---	---	---	---	---	---	---	---	---	---	---	---	---	---	---	---	---	---	---	---	---	---	---	---	---	---	---	---	---	---	---	---	---	---	---	---	---	---	---	---	---	---	---	---	---	---	---	---	---	---	---	---	---	---	---	---	---	---	---	---	---	---	---	---	---	---	---	---	---	---	---	---	---	---	---	---	---	---	---	---	---	---	---	---	---	---	---	---	---	---	---	---	---	---	---	---	---	---	---	---	---	---	---	---	---	---	---	---	---	---	---	---	---	---	---	---	---	---	---	---	---	---	---	---	---	---	---	---	---	---	---	---	---	---	---	---	---	---	---	---	---	---	---	---	---	---	---	---	---	---	---	---	---	---	---	---	---	---	---	---	---	---	---	---	---	---	---	---	---	---	---	---	---	---	---	---	---	---	---	---	---	---	---	---	---	---	---	---	---	---	---	---	---	---	---	---	---	---	---	---	---	---	---	---	---	---	---	---	---	---	---	---	---	---	---	---	---	---	---	---	---	---	---	---	---	---	---	---	---	---	---	---	---	---	---	---	---	---	---	---	---	---	---	---	---	---	---	---	---	---	---	---	---	---	---	---	---	---	---	---	---	---	---	---	---	---	---	---	---	---	---	---	---	---	---	---	---	---	---	---	---	---	---	---	---	---	---	---	---	---	---	---	---	---	---	---	---	---	---	---	---	---	---	---	---	---	---	---	---	---	---	---	---	---	---	---	---	---	---	---	---	---	---	---	---	---	---	---	---	---	---	---	---	---	---	---	---	---	---	---	---	---	---	---	---	---	---	---	---	---	---	---	---	---	---	---	---	---	---	---	---</
------------	-------	-----	-----	-----	------------	------------	------	-------------------	-----	-----	---	-----	------------	-----	-----	-----	-----	-----	-----	-----	-----	-----	-----	-----	-----	-----	-----	-----	-----	-----	-----	-----	-----	-----	-----	-----	-----	-----	-----	-----	-----	-----	-----	-----	-----	-----	-----	-----	-----	-----	-----	-----	-----	-----	-----	-----	-----	-----	-----	-----	-----	-----	-----	-----	-----	-----	-----	-----	-----	-----	-----	-----	-----	-----	-----	-----	-----	-----	-----	-----	-----	-----	-----	-----	-----	-----	-----	-----	-----	-----	-----	-----	-----	-----	-----	-----	-----	-----	-----	-----	-----	-----	-----	-----	-----	-----	-----	-----	-----	-----	-----	-----	-----	-----	-----	-----	-----	-----	-----	-----	-----	-----	-----	-----	-----	-----	-----	-----	-----	-----	-----	-----	-----	-----	-----	-----	-----	-----	-----	-----	-----	-----	-----	-----	-----	-----	-----	-----	-----	-----	-----	-----	-----	-----	-----	-----	-----	-----	-----	-----	-----	-----	-----	-----	-----	-----	-----	-----	-----	-----	-----	-----	-----	-----	-----	-----	-----	-----	-----	-----	-----	-----	-----	-----	-----	-----	-----	-----	-----	-----	-----	-----	-----	-----	-----	-----	-----	-----	-----	-----	-----	-----	-----	-----	-----	-----	-----	-----	-----	-----	-----	-----	-----	-----	-----	-----	-----	-----	-----	-----	-----	-----	-----	-----	-----	-----	-----	-----	-----	-----	-----	-----	-----	-----	-----	-----	-----	-----	-----	-----	-----	-----	-----	-----	-----	-----	-----	-----	-----	-----	-----	-----	-----	-----	-----	-----	-----	-----	-----	-----	-----	-----	-----	-----	-----	-----	-----	-----	-----	-----	-----	-----	-----	-----	-----	-----	-----	-----	-----	-----	-----	-----	-----	-----	-----	-----	-----	-----	-----	-----	-----	-----	-----	-----	-----	-----	-----	-----	-----	-----	-----	-----	-----	-----	-----	-----	-----	-----	-----	-----	-----	-----	-----	-----	-----	-----	-----	-----	-----	-----	-----	-----	-----	-----	-----	-----	-----	-----	-----	-----	-----	-----	-----	-----	-----	-----	-----	-----	-----	-----	-----	-----	-----	-----	-----	-----	-----	-----	-----	-----	-----	-----	-----	-----	-----	-----	-----	-----	-----	-----	-----	-----	-----	-----	-----	-----	-----	-----	-----	-----	-----	-----	-----	-----	-----	-----	-----	-----	-----	-----	-----	-----	-----	-----	-----	-----	-----	-----	-----	-----	-----	-----	-----	-----	-----	-----	-----	-----	-----	-----	-----	-----	-----	-----	-----	-----	-----	-----	-----	-----	-----	-----	-----	-----	-----	-----	-----	-----	-----	-----	-----	-----	-----	-----	-----	-----	-----	-----	-----	-----	-----	-----	-----	-----	-----	-----	-----	-----	-----	-----	-----	-----	-----	-----	-----	-----	-----	-----	-----	-----	-----	-----	-----	-----	-----	-----	-----	-----	-----	-----	-----	-----	-----	-----	-----	-----	-----	-----	-----	-----	-----	-----	-----	-----	-----	-----	-----	-----	-----	-----	-----	-----	-----	-----	-----	-----	-----	-----	-----	-----	-----	-----	-----	-----	-----	-----	-----	-----	-----	-----	-----	-----	-----	-----	-----	-----	-----	-----	-----	-----	-----	-----	-----	-----	-----	-----	-----	-----	-----	-----	-----	-----	-----	-----	-----	-----	-----	-----	-----	-----	-----	-----	-----	-----	-----	-----	-----	-----	-----	-----	-----	-----	-----	-----	-----	-----	-----	-----	-----	-----	-----	-----	-----	-----	-----	-----	-----	-----	-----	-----	-----	-----	-----	-----	-----	-----	-----	-----	-----	-----	-----	-----	-----	-----	-----	-----	-----	-----	-----	-----	-----	-----	-----	-----	-----	-----	-----	-----	-----	-----	-----	-----	-----	-----	-----	-----	-----	-----	-----	-----	-----	-----	-----	-----	-----	-----	-----	-----	-----	-----	-----	-----	-----	-----	-----	-----	-----	-----	-----	-----	-----	-----	-----	-----	-----	-----	-----	-----	-----	-----	-----	-----	-----	-----	-----	-----	-----	-----	-----	-----	-----	-----	-----	-----	-----	-----	-----	-----	-----	-----	-----	-----	-----	-----	-----	-----	-----	-----	-----	-----	-----	-----	-----	-----	-----	-----	-----	-----	-----	-----	-----	-----	-----	-----	-----	-----	-----	-----	-----	-----	-----	-----	-----	-----	-----	-----	-----	-----	-----	-----	-----	-----	-----	-----	-----	-----	-----	-----	-----	-----	-----	-----	-----	-----	-----	-----	-----	-----	-----	-----	-----	-----	-----	-----	-----	-----	-----	-----	-----	-----	-----	-----	-----	-----	-----	-----	-----	-----	-----	-----	-----	-----	-----	-----	-----	-----	-----	-----	-----	-----	-----	-----	-----	-----	-----	-----	-----	-----	-----	-----	-----	-----	-----	-----	-----	-----	-----	-----	-----	-----	-----	-----	-----	-----	-----	-----	-----	-----	-----	-----	-----	-----	-----	-----	-----	-----	-----	-----	-----	-----	-----	-----	-----	-----	-----	-----	-----	-----	-----	-----	-----	-----	-----	-----	-----	-----	-----	-----	-----	-----	-----	-----	-----	-----	-----	-----	-----	-----	-----	-----	-----	-----	-----	-----	-----	-----	-----	-----	-----	-----	-----	-----	-----	-----	-----	-----	-----	-----	-----	-----	-----	-----	-----	-----	-----	-----	-----	-----	-----	-----	-----	-----	-----	-----	-----	-----	-----	-----	-----	-----	-----	-----	-----	-----	-----	-----	-----	-----	-----	-----	-----	-----	-----	-----	-----	-----	-----	-----	-----	-----	-----	-----	-----	-----	-----	-----	-----	-----	-----	-----	-----	-----	-----	-----	-----	-----	-----	-----	-----	-----	-----	-----	-----	-----	-----	-----	-----	-----	-----	-----	-----	-----	-----	-----	-----	-----	-----	-----	-----	-----	-----	-----	-----	-----	-----	-----	-----	-----	-----	-----	-----	-----	-----	-----	-----	-----	-----	-----	-----	-----	-----	-----	-----	-----	-----	-----	-----	-----	-----	-----	-----	-----	-----	-----	-----	-----	-----	-----	-----	-----	-----	-----	-----	-----	-----	-----	-----	-----	-----	-----	-----	-----	-----	-----	-----	-----	-----	-----	-----	-----	-----	-----	-----	-----	-----	-----	-----	-----	-----	-----	-----	-----	-----	-----	-----	-----	-----	-----	-----	-----	-----	-----	-----	-----	-----	-----	-----	-----	-----	-----	-----	-----	-----	-----	-----	-----	-----	-----	-----	-----	-----	-----	-----	-----	-----	-----	-----	-----	-----	-------

Number of Outstanding Securities	Nominal Value	Dividends [1]			Date of Last Coupon		Note	Shares	Closing price	% change	Previous closing		Open price	Price min	Price max	Last price	Avg price	Last Bid [7]	Last Ask [7]	P/E after tax	Year	Volume	Trades	Transactions Value[8]	Company Mkt Value (thou. €)	Year low	Year high	Sector[4]
		2020	2021	2022	Dividend [2]	Right					price/date																	
7,125,216	0.650	---	---	---	01/07/2005	14/12/1999	4955	KRE.KA SA (CR)	0.28	---	↘	0.28	06/04/2023	---	---	---	---	---	---	---	---	---	---	---	1,995.06	0.17	0.43	45102010
7,734,375	1.00	---	---	---	09/07/2007	07/01/2011	5277	LIVANIS SA (CR)	0.125	---	↘	0.125	28/04/2023	---	---	---	---	---	841@0.130	---	---	---	---	---	966.80	0.12	0.18	40301030

Shares' Notes

Code	Note text
()	- Adjusted dividends.
*	- Last adjusted closing price.
[1]	- Net dividends.
[2]	- The "Date of Last Coupon" for New listings refers to the date company's stocks started to trade in Athex
[3]	- The Company Market Value is referred to the number of outstanding shares
[4]	- Sectors codification can be found in Appendix A
[5]	- The Market Value refers to the total number of shares listed (including their several classes) in the exchange by the company.
[6]	- P/E greater than 100
[7]	- Last view of the Order Book before the end of the trading session
[8]	- All Blocks Methods' Transactions Value are included.
4750	- Transfer to the Under Surveillance Category from 8/4/2011.
4955	- Transfer to the Surveillance Category as from 5/4/2013.
4957	- Transfer to the Surveillance Category as from 5/4/2013.
4958	- Transfer to the Surveillance Category as from 5/4/2013.
4959	- Transfer to the Surveillance Category as from 5/4/2013.
5093	- Transfer to the Surveillance Category as of 8/4/2015.
5141	- Transfer to the Surveillance Category as of 10/05/2017.
5160	- Transfer to the Surveillance Category as of 15/04/2016.
5165	- Transfer to the Surveillance Category as of 15/02/2018.
5179	- Suspension of trading as of 25/05/2018.
5193	- Transfer to the Surveillance Category as of 25/10/2018.
5197	- Transfer to the Surveillance Category as of 07/11/2018.
5216	- Suspension of trading as of 01/10/2019.
5232	- Transfer to the Under Surveillance Category from 08/04/2011.
5233	- Suspension of trading as of 13/05/2020.
5248	- Transfer to the Surveillance Category as of 06/09/20116.
5253	- Transfer to the Surveillance Category as of 14/5/2021.
5275	- Transfer to the Surveillance Category as of 09/07/2020.
5277	- Suspension of trading as of 02/05/2023.
5278	- Suspension of trading as of 03/05/2023.

Securities Blocks Details

Securities	Block Volume	Price	Block Trade Value	Time of approval	Note
OTE (CR)	503,555	13.50	6,797,992.50	10:50:22	20
MYTILINEOS (CR)	65,650	25.32	1,662,258.00	11:16:29	20
PIRAEUS FINANCIAL HOLD (CR)	300,000	2.33	697,800.00	12:08:49	20
JUMBO SA (CR)	33,000	22.78	751,740.00	13:07:56	20
PIRAEUS FINANCIAL HOLD (CR)	300,000	2.32	696,000.00	13:34:10	20
KLOUKINAS - LAPPAS SA (CR)	3,199,500	1.00	3,199,500.00	15:01:50	20
KLOUKINAS - LAPPAS SA (CR)	504,957	1.00	504,957.00	15:07:20	20
KLOUKINAS - LAPPAS SA (CR)	583,449	1.00	583,449.00	15:08:53	20
KLOUKINAS - LAPPAS SA (CR)	81,144	1.00	81,144.00	15:10:02	20
KLOUKINAS - LAPPAS SA (CR)	571,682	1.00	571,682.00	15:13:27	20
KLOUKINAS - LAPPAS SA (CR)	1,061,250	1.00	1,061,250.00	15:21:22	20
KLOUKINAS - LAPPAS SA (CR)	1,218,389	1.00	1,218,389.00	15:22:33	20
NATIONAL BANK (CR)	476,677	5.18	2,467,280.15	16:04:25	20
KIRIAKOULIS SHIPPING SA (CR)	1,850	1.00	1,850.00	16:19:39	18
MYTILINEOS (CR)	19,000	25.84	490,960.00	17:12:36	20

Blocks Notes

- 9 - Method 6-1 / Special Fees
- 10 - Method 6-1 / Special Fees, SDS
- 14 - Method 6-3 / Settlement, Incomplete Buy and Sell
- 18 - Method 6-2 / SPOT 1
- 19 - Method 6-2 / SPOT 2
- 20 - Method 6-1 and Method 6-1 Same Day Settlement
- 21 - Other Pre-agreed

Shares Rights Details

Occured date	Exercise from	Exercise until	Trading until	Rights	Price min	Price max	Closing price	Last Bid	Last Ask	Volume	Trades	Transactions Value
-----------------	------------------	-------------------	------------------	--------	--------------	--------------	------------------	----------	----------	--------	--------	-----------------------

No Rights Transactions.

Forced Sales Details

Securities	Category of Security	Transactions Volume	Number of Trades	Transactions Value	Note
No Forced Transactions.					

Forced Sales Notes

- 1 - Compulsory Public Forced Sales
- 2 - Forced Sales of Fixed Registered Shares
- 3 - Forced Sales of Remaining Fractional Shares

Exchange Traded Funds (ETFs) Characteristics

	Transactions Date (T)	Creation / Redemption	Units (T-1)	New Units (T-1)	Redemption Units (T-1)	Units (T) [1]	Fund Assets [2]	Net Unit Price	Dividend per Unit	Dividend Date
ALPHA ETF FTSE Athex Large Cap	12/05/2023	5,000	906,928	---	---	906,928	25,018,650.00	27.5861	0.52	01/07/2022

ETFs Notes

[1] - Units (T) = Units (T-1) + New Units (T-1) - Redemption Units (T-1)

[2] - The Creation / Redemption Units of T-1 are included.

Non Convertible Corporate Bonds - Regulated Market

Num Listed Bonds	Nominal price	Issue price	Today's Rate	Exp. Date	Duration (years)	Note	Coupon		Trading Unit	Corporate Bonds	Accrued Intl.	Yield.T.Mat	Price min	Price max	Closing price	Previous closing price/date	Volume	Transactions Value	Last order		ear min	Year max		
							Common	Preffered											Price	Buy / Sell			Date	
150,000	1,000.00	1,000.00	2.60	22/10/2026	7	---	8	---	1	TERNA ENERGY FINANCE S.A. (Non Convertible)	1.5889	3.9860	94.5000	94.7989	94.5999	94.0040	11/05/2023	35,000	33,165.59	94.0000	B	12/05/2023	92.5000	95.7400
320,000	1,000.00	1,000.00	3.40	21/07/2027	7	---	6	---	1	LAMDA DEVELOPMENT S.A. (Non Convertible)	10.6722	4.9360	92.0000	93.5000	92.9211	92.9410	11/05/2023	308,000	289,622.81	92.2000	B	12/05/2023	91.4001	95.5000
200,000	1,000.00	1,000.00	2.10	27/10/2027	7	---	6	---	1	O.P.A.P. S.A. (Non Convertible)	1.1083	3.7060	92.5000	93.0000	93.0000	93.0000	11/05/2023	110,000	102,414.02	92.6100	B	12/05/2023	91.9800	95.4000
200,000	1,000.00	1,000.00	1.90	23/03/2028	7	---	5	---	1	MOTOR OIL CORINTH REFINERIES SA (Non Convertible)	2.8500	4.3380	88.6660	89.9000	89.3612	88.6660	11/05/2023	299,000	268,042.13	89.0200	B	12/05/2023	87.5500	90.5000
100,000	1,000.00	1,000.00	2.70	25/05/2026	5	---	4	---	1	COSTAMARE PARTICIPATIONS PLC (Non Convertible)	12.9000	3.9620	95.4000	96.5000	95.9500	96.4300	11/05/2023	2,000	1,944.80	95.4000	B	12/05/2023	92.1400	97.0000
300,000	1,000.00	1,000.00	2.30	20/07/2028	7	---	4	---	1	PRODEA REIC S.A.(Non Convertible)	7.4111	6.0510	84.0000	84.2500	84.0000	82.8750	11/05/2023	91,000	77,244.41	84.0000	B	12/05/2023	82.0100	85.8000
150,000	1,000.00	1,000.00	2.65	22/10/2026	5	---	4	---	1	CPLP SHIPPING HOLDINGS PLC (Non Convertible)	1.6194	4.3130	94.4000	94.4000	94.4000	93.6400	11/05/2023	2,000	1,891.24	93.5500	B	12/05/2023	92.5500	96.0000
250,000	1,000.00	1,000.00	2.45	16/11/2028	7	---	3	---	1	ELVALHALCOR S.A. (Non Convertible)	---	5.0100	87.0001	88.0000	88.0000	87.5000	11/05/2023	106,000	93,236.20	87.6500	B	12/05/2023	85.6375	91.0000
500,000	1,000.00	1,000.00	2.75	03/07/2027	7	---	6	---	1	GEK TERNA S.A. (Non Convertible)	10.1597	4.8040	91.0000	91.4800	91.4800	91.4030	11/05/2023	333,000	307,141.59	91.2600	B	12/05/2023	86.8000	91.4800
300,000	1,000.00	1,000.00	2.30	14/12/2028	7	---	3	---	1	GEK TERNA S.A. (Non Convertible)	9.7750	5.4270	85.4000	86.5000	85.6583	85.4000	11/05/2023	12,000	10,396.30	86.0000	B	12/05/2023	82.1339	87.4500
20,148	1,000.00	1,000.00	4.95	26/06/2023	5	---	10	---	1	B&F COMM. & GARM. INDUS. S.A. (Non Convertible)	19.2500	8.5230	---	---	---	99.3000	21/04/2023	---	---	99.6200	B	12/05/2023	99.0571	100.6899
100,000	1,000.00	1,000.00	2.80	25/01/2027	5	---	3	---	1	PREMIA S.A. (Non Convertible)	8.6333	5.7100	90.2999	90.4995	90.3399	90.0000	10/05/2023	5,000	4,560.16	90.0000	B	12/05/2023	87.6862	92.5100
175,000	1,000.00	1,000.00	3.40	26/07/2024	5	---	8	---	1	ATTICA HOLDINGS S.A. (Non Convertible)	10.3889	4.2090	98.0000	98.9000	98.4162	98.5000	11/05/2023	138,000	137,247.97	97.9001	B	12/05/2023	96.6179	98.9000
100,000	1,000.00	1,000.00	2.95	11/02/2027	5	---	3	---	1	SAFE BULKERS PARTICIPATIONS PLC (Non Convertible)	7.5389	5.2430	92.1000	92.1000	92.1000	92.9200	11/05/2023	12,000	11,142.47	92.1000	B	12/05/2023	89.9269	96.3000
230,000	1,000.00	1,000.00	4.70	12/07/2029	7	---	2	---	1	LAMDA DEVELOPMENT S.A. (Non convertible)	16.1889	4.6200	99.2000	99.5000	99.5000	99.5610	11/05/2023	39,000	39,386.96	99.3000	B	12/05/2023	94.9889	101.0000
100,000	1,000.00	1,000.00	4.40	26/07/2029	7	---	2	---	1	CPLP SHIPPING HOLDINGS PLC (Non Convertible)	13.4444	4.2960	99.5000	100.0000	99.7613	99.4900	11/05/2023	79,000	79,873.56	99.7000	B	12/05/2023	97.2369	100.8000
200,000	1,000.00	1,000.00	3.60	12/03/2026	7	---	9	---	1	AEGEAN AIRLINES S.A. (Non Convertible)	6.4000	3.6250	98.4993	98.4993	98.4993	98.0000	11/05/2023	10,000	9,913.93	97.5000	B	12/05/2023	95.6301	98.6000
120,000	1,000.00	1,000.00	3.95	04/04/2025	7	---	11	---	1	GEK TERNA S.A. (Non Convertible)	4.6083	3.6560	99.0000	99.4000	99.1846	99.0410	08/05/2023	13,000	12,953.91	99.1000	B	12/05/2023	97.5523	99.8000

Corporate Bonds Notes

Transactions Volume = (Pieces) * (Nominal Price). Transactions Value = (Pieces) * (Nominal Price) * (price %) + (Accrued interest).
The price of a Bond is stated as a percentage (%) of Bond's Nominal Price.
Nominal Price in Euros (€), except if it is noted differently.

Non Convertible Corporate Bonds - Regulated Market

Num Listed Bonds	Nominal price	Issue price	Today's Rate	Exp. Date	Duration (years)	Note	Coupon		Trading Unit	Corporate Bonds	Accrued Int.	Yield.T.Mat	Price min	Price max	Closing price	Previous closing price/date	Volume	Transactions Value	Last order		ear min	Year max
							Common	Preferred											Price	Buy / Sell		
120,000	1,000.00	1,000.00	2.65	06/12/2028	7	---	3	---	1	NOVAL PROPERTY REIC (Non Convertible)	11.8514	5.1990	87.1500	88.0000	87.9900	88.1240 11/05/2023	96,000	85,582.23	87.1500	B	12/05/2023	84.3700 90.8700

Corporate Bonds Notes

Transactions Volume = (Pieces) * (Nominal Price). Transactions Value = (Pieces) * (Nominal Price) * (price %) + (Accrued interest).
The price of a Bond is stated as a percentage (%) of Bond's Nominal Price.
Nominal Price in Euros (€), except if it is noted differently.

Government Bonds

Number Listed Bonds	Nominal price	Today's Rate	Accrued Interest Calc	Exp. Date [1]	Duration (years)	Note	Coupons Date	Curr. coupon value	Trading Unit	Government Bonds	Price min	Price max	Closing price	Previous closing price/date	Volume	Transactions Value	Price	Last order Buy / Sell	Date
4,500,000	1,000.00	1.88	Actual/Actual	04/02/2035	15	---	04/02	1.88	1	GGB-FXD-040235-15Y-1.875-1.000	---	---	---	---	---	---	---	---	---
2,500,000	1,000.00	3.45	Actual/Actual	02/04/2024	5	---	02/04	3.45	1	GGB-FXD-020424-05Y-3.450-1.000	---	---	---	---	---	---	---	---	---
6,000,000	1,000.00	0.75	Actual/Actual	18/06/2031	10	---	18/06	0.75	1	GGB-FXD-180631-10Y-0.750-1.000	---	---	---	---	---	---	---	---	---
2,500,000	1,000.00	3.88	Actual/Actual	15/06/2028	5	---	15/06	3.88	1	GGB-FXD-150628-05Y-3.875-1.000	---	---	---	---	---	---	---	---	---
5,962,747,327	1.00	3.75	Actual/Actual	30/01/2028	10	---	/02 - 01/02 - 31/	3.75	1	GGB-FXD-300128-10Y-3.750-1.00	---	---	---	85.4610 13/07/2018	---	---	1.0000	B	28/11/2018
7,067,309,386	1.00	3.90	Actual/Actual	30/01/2033	15	---	/02 - 01/02 - 31/	3.90	1	GGB-FXD-300133-15Y-3.900-1.00	---	---	---	78.6730 13/07/2018	---	---	1.0000	B	28/11/2018
5,472,848,349	1.00	4.00	Actual/Actual	30/01/2037	19	---	/02 - 01/02 - 31/	4.00	1	GGB-FXD-300137-19Y-4.000-1.00	---	---	---	77.0370 13/07/2018	---	---	1.0000	B	28/11/2018
5,276,770,669	1.00	4.20	Actual/Actual	30/01/2042	24	---	/02 - 01/02 - 31/	4.20	1	GGB-FXD-300142-24Y-4.200-1.00	---	---	---	77.7640 13/07/2018	---	---	1.0000	B	28/11/2018
48,794,718	1.00	4.30	Actual/Actual	24/02/2024	12	---	24/02	4.30	1	GGB-FXD-240224-12Y-2.000-1.00	---	---	---	10.0000 22/06/2015	---	---	---	---	---
40,248,141	1.00	4.30	Actual/Actual	24/02/2025	13	---	24/02	4.30	1	GGB-FXD-240225-13Y-2.000-1.00	---	---	---	10.0000 22/06/2015	---	---	---	---	---
59,586,043	1.00	4.30	Actual/Actual	24/02/2026	14	---	24/02	4.30	1	GGB-FXD-240226-14Y-2.000-1.00	---	---	---	10.0000 22/06/2015	---	---	---	---	---
41,118,344	1.00	4.30	Actual/Actual	24/02/2027	15	---	24/02	4.30	1	GGB-FXD-240227-15Y-2.000-1.00	---	---	---	10.0000 22/06/2015	---	---	---	---	---
45,137,734	1.00	4.30	Actual/Actual	24/02/2028	16	---	24/02	4.30	1	GGB-FXD-240228-16Y-2.000-1.00	---	---	---	10.0000 22/06/2015	---	---	---	---	---
61,768,888	1.00	4.30	Actual/Actual	24/02/2029	17	---	24/02	4.30	1	GGB-FXD-240229-17Y-2.000-1.00	---	---	---	10.0000 22/06/2015	---	---	---	---	---
54,567,744	1.00	4.30	Actual/Actual	24/02/2030	18	---	24/02	4.30	1	GGB-FXD-240230-18Y-2.000-1.00	---	---	---	10.0000 22/06/2015	---	---	---	---	---
37,541,515	1.00	4.30	Actual/Actual	24/02/2031	19	---	24/02	4.30	1	GGB-FXD-240231-19Y-2.000-1.00	---	---	---	10.0000 22/06/2015	---	---	---	---	---
37,558,317	1.00	4.30	Actual/Actual	24/02/2032	20	---	24/02	4.30	1	GGB-FXD-240232-20Y-2.000-1.00	---	---	---	10.0000 22/06/2015	---	---	---	---	---
37,473,732	1.00	4.30	Actual/Actual	24/02/2033	21	---	24/02	4.30	1	GGB-FXD-240233-21Y-2.000-1.00	---	---	---	10.0000 22/06/2015	---	---	---	---	---
33,888,293	1.00	4.30	Actual/Actual	24/02/2034	22	---	24/02	4.30	1	GGB-FXD-240234-22Y-2.000-1.00	---	---	---	10.0000 22/06/2015	---	---	---	---	---
35,177,800	1.00	4.30	Actual/Actual	24/02/2035	23	---	24/02	4.30	1	GGB-FXD-240235-23Y-2.000-1.00	---	---	---	10.0000 22/06/2015	---	---	---	---	---
35,547,268	1.00	4.30	Actual/Actual	24/02/2036	24	---	24/02	4.30	1	GGB-FXD-240236-24Y-2.000-1.00	---	---	---	10.0000 22/06/2015	---	---	---	---	---
40,246,306	1.00	4.30	Actual/Actual	24/02/2037	25	---	24/02	4.30	1	GGB-FXD-240237-25Y-2.000-1.00	---	---	---	10.0000 22/06/2015	---	---	---	---	---
37,643,952	1.00	4.30	Actual/Actual	24/02/2038	26	---	24/02	4.30	1	GGB-FXD-240238-26Y-2.000-1.00	---	---	---	10.0000 22/06/2015	---	---	---	---	---
36,977,100	1.00	4.30	Actual/Actual	24/02/2039	27	---	24/02	4.30	1	GGB-FXD-240239-27Y-2.000-1.00	---	---	---	10.0000 22/06/2015	---	---	---	---	---
41,615,000	1.00	4.30	Actual/Actual	24/02/2040	28	---	24/02	4.30	1	GGB-FXD-240240-28Y-2.000-1.00	---	---	---	10.0000 22/06/2015	---	---	---	---	---
42,227,208	1.00	4.30	Actual/Actual	24/02/2041	29	---	24/02	4.30	1	GGB-FXD-240241-29Y-2.000-1.00	---	---	---	10.0000 22/06/2015	---	---	---	---	---
68,288,487	1.00	4.30	Actual/Actual	24/02/2042	30	---	24/02	4.30	1	GGB-FXD-240242-30Y-2.000-1.00	---	---	---	10.0000 22/06/2015	---	---	---	---	---
4,000,000	1,000.00	3.88	Actual/Actual	12/03/2029	10	---	12/03	3.88	1	GGB-FXD-120329-10Y-3.875-1.000	---	---	---	---	---	---	100.0000	B	15/10/2019
4,500,000	1,000.00	0.00	Actual/Actual	12/02/2026	5	---	12/02	0.00	1	GGB-FXD-120226-05Y-0.000-1.000	---	---	---	---	---	---	---	---	---
3,000,000	1,000.00	3.38	Actual/Actual	15/02/2025	7	---	15/02	3.38	1	GGB-FXD-150225-07Y-3.375-1.000	---	---	---	---	---	---	---	---	---
964,000	1,000.00	3.25	Actual/Actual	20/03/2025	6	---	20/03	3.25	1	GGB-FXD-200325-06Y-3.250-1.000	---	---	---	---	---	---	---	---	---
2,100,000	1,000.00	3.55	Actual/Actual	20/03/2026	7	---	20/03	3.55	1	GGB-FXD-200326-07Y-3.550-1.000	---	---	---	---	---	---	---	---	---
40,000	1,000.00	2.18	FLR Actual/360	16/09/2023	1	---	16/03 - 16/09	---	1	GGB-FLT-160923-01Y-2.178-1.000	---	---	---	---	---	---	---	---	---
5,500,000	1,000.00	1.50	Actual/Actual	18/06/2030	10	---	18/06	1.50	1	GGB-FXD-180630-10Y-1.500-1.000	---	---	---	---	---	---	---	---	---

Government Bonds Notes

Transactions Volume = (Pieces) * (Nominal Price). Transactions Value = (Pieces) * (Nominal Price) * (price %) + (Accrued interest).
The Value of current coupon for the issues with NV 0.01 euro refers to NV 100 euros
FLR: Floating Interest Rate.
[1] - The Expiration Date of the interest bearing period and the Date for coupon payment.

Government Bonds

Number Listed Bonds	Nominal price	Today's Rate	Accrued Interest Calc	Exp. Date [1]	Duration (years)	Note	Coupons Date	Curr. coupon value	Trading Unit	Government Bonds	Price min	Price max	Closing price	Previous closing price/date	Volume	Transactions Value	Price	Last order Buy / Sell	Date
5,364,250	1,000.00	3.25	Actual/Actual	20/03/2050	30	---	20/03	3.25	1	GGB-FXD-200350-30Y-3.250-1.000	---	---	---	---	---	---	---	---	---
3,924,361	1,000.00	2.00	Actual/Actual	22/04/2027	7	---	22/04	2.00	1	GGB-FXD-220427-07Y-2.000-1.000	---	---	---	---	---	---	99.9000	B	22/04/2020
2,500,000	1,000.00	1.88	Actual/Actual	23/07/2026	7	---	23/07	1.88	1	GGB-FXD-230726-07Y-1.875-1.000	---	---	---	---	---	---	---	---	---
3,800,000	1,000.00	4.25	Actual/Actual	15/06/2033	10	---	15/06	4.25	1	GGB-FXD-150633-10Y-4.250-1.000	---	---	---	---	---	---	---	---	---
3,500,000	1,000.00	1.88	Actual/Actual	24/01/2052	30	---	24/01	1.88	1	GGB-FXD-240152-30Y-1.875-1.000	---	---	---	---	---	---	---	---	---
3,700,000	1,000.00	1.75	Actual/Actual	18/06/2032	10	---	18/06	1.75	1	GGB-FXD-180632-10Y-1.750-1.000	---	---	---	---	---	---	---	---	---
2,200,000	1,000.00	1.13	FLR Actual/360	15/12/2027	5	---	- 15/12 - 15/03 -	---	1	GGB-FLT-151227-05Y-1.130-1.000	---	---	---	---	---	---	102.1600	B	30/12/2022

Government Bonds Notes

Transactions Volume = (Pieces) * (Nominal Price). Transactions Value = (Pieces) * (Nominal Price) * (price %) + (Accrued interest).
The Value of current coupon for the issues with NV 0.01 euro refers to NV 100 euros
FLR: Floating Interest Rate.
[1] - The Expiration Date of the interest bearing period and the Date for coupon payment.

Treasury Bills & Zero Coupon Government Bonds

	13-Week Maturity								26-Week Maturity								52-Week Maturity										
Issue Date	Exp. Date	Initial Rate	Num Listed Bonds	Nominal price	Issue price	Last Trade Price	Last Trade Date	Volume Traded	Note	Exp. Date	Initial Rate	Num Listed Bonds	Nominal price	Issue price	Last Trade Price	Last Trade Date	Volume Traded	Note	Exp. Date	Initial Rate	Num Listed Bonds	Nominal price	Issue price	Last Trade Price	Last Trade Date	Volume Traded	Note
10/06/2022	---	---	---	---	---	---	---	---	---	---	---	---	---	---	---	---	---	---	09/06/2023	0.83	1,600,000	1,000.00	991.68	---	---	---	---
09/09/2022	---	---	---	---	---	---	---	---	---	---	---	---	---	---	---	---	---	---	08/09/2023	1.97	1,000,000	1,000.00	980.47	---	---	---	---
09/12/2022	---	---	---	---	---	---	---	---	---	---	---	---	---	---	---	---	---	---	08/12/2023	2.73	600,000	1,000.00	973.10	---	---	---	---
10/03/2023	---	---	---	---	---	---	---	---	---	---	---	---	---	---	---	---	---	---	08/03/2024	3.75	1,000,000	1,000.00	963.46	---	---	---	---

Bonds in Circulation	Currency / Min nominal traded Value	Coupons Payment Date	Current Coupon Value	Note	Coupon	Trading Unit	Issue Date	Duration (years)	Today's Interest	A.I.C in days	Bonds	Last price of previous days		Last Outcry in Cash (euro)			Trades in Pieces	Life min	Life Max
												Price	Buy / Sell	Date					
Corporate Bonds in Foreign Currency and Euro																			
103,746	GBP / 10	01/12	0.25	---	64	1	01/12/1930	98	2.5	360	National Mortgage Bank	2.27	05/02/1996	2.27	S	05/02/1996	---	2.27	2.27
0	GBP / 10	01/12	0.25	---	66	1	01/12/1928	100	2.5	360	National Mortgage Bank	---	---	---	---	---	---	---	---

Government Bonds Notes

A.I.C: Accrued Interest Calculation base.
FLR: Floating Interest Rate.
The minimum tradeable Nominal Value for all Demeterialised Government Titles is 100 Euros.
(μτφρ-0)

Athex & ATHEXClear Members List

Member Name			Stock Market			Derivatives Market		ATHEXClear Member	
Address	Phone	Fax	Market Member	Remote Member	Market Maker	Proprietary	Market Maker	General Clearing	Direct Clearing
A. SARRIS SECURITIES S.A.			a						
6, ΔΡΑΓΑΤΣΑΝΙΟΥ 6 ATHINA	2103367700								
AEONIC SECURITIES C.I.F. P.L.C.			a						
, ΛΑΪΟΥ 6, ΓΡ. 301B, ANNA COURT	35725337600								
ALPHA BANK S.A.								a	
, ΣΤΑΔΙΟΥ 40 ATHINA	2103260000								
ALPHA FINANCE INVESTMENT SERVICES SINGLE MEMBER SA			a		a	a	a		a
5, ΠΑΝΕΠΙΣΤΗΜΙΟΥ 45 ATHINA	2103677400								
ARGUS STOCKBROKERS LTD			a	a		a			
25 , 25 ΛΕΩΦΟΡΟΣ ΔΗΜΟΣΘΕΝΗ ΣΕΒΕΡΗ	0035722717000								
ATLANTIC SECURITIES LTD			a	a					
37, ΠΡΟΔΡΟΜΟΥ 37	0035722445400								
AXON SECURITIES S.A.			a			a			
48, ΣΤΑΔΙΟΥ 48 ATHINA	2103363800								
BETA SECURITIES S.A.			a		a	a			a
29 , Λ.ΑΛΕΞΑΝΔΡΑΣ 29 ATHINA	2106478930								
BNP PARIBAS S.A.								a	
, ΛΑΜΨΑΚΟΥ 2 ATHINA	2107468525								
BOFA SECURITIES EUROPE SA			a	a					
, 112 AVENUE KL?BER 75116	+33 153655555								
CAPITAL SECURITIES S.A.			a			a			
58, ΜΗΤΡΟΠΟΛΕΩΣ 58 ATHINA	2103369700								
CITIGROUP GLOBAL MARKETS EUROPE AG			a	a					
16, REUTERWEG 16	+49 691366-0								
CITIGROUP GLOBAL MARKETS LIMITED			a						
1, 33 CANADA SQUARE -CANARY WHARF	+44 02079864000								
CREDIT SUISSE BANK (EUROPE), S.A.			a	a					
, CALLE AYALA 42, 3A PLANTA-B MADRID	+34917916000								
CREDIT SUISSE SECURITIES (EUROPE) LIMITED			a						
1 , ONE CABOT SQUARE LONDON	+44 2078888888								
CYCLOS SECURITIES S.A.			a			a			
39, ΧΑΡΙΛΑΟΥ ΤΡΙΚΟΥΠΗ 6-8-10 ATHINA	2103364300								
DEUTSCHE BANK S.A.				a					
1 , GREAT WINCHESTER STREET LONDON	+44 20 754 54209	00441133361437							
EUROBANK EQUITIES INVESTMENT FIRM SINGLE MEMBER SA			a		a	a	a		a
, ΦΙΛΕΛΛΗΝΩΝ 10 & ΞΕΝΟΦΩΝΤΟΣ 13 ATHINA	2103720425								
EUROBANK S.A.								a	
, ΟΘΩΝΟΣ 8 ATHINA	2103337000								
EUROCORP INVESTMENT SERVICES S.A.			a			a			a
14, ΠΛ.ΦΙΛΙΚΗΣ ΕΤΑΙΡΕΙΑΣ 14 ATHINA	2107263600								
EUOTRUST INVESTMENT FIRM SA			a						
113, ΣΕΒΑΣΤΟΥΠΟΛΕΩΣ 113 ATHINA	2103363100								
EUROXX SECURITIES S.A.			a		a	a	a		a
7, ΠΑΛΑΙΟΛΟΓΟΥ ΧΑΛΑΝΔΡΙ	(210)-6879400	(210)-6879401							
7, PALEOLOGOU CHALANDRI	+30 2106879400	210-6879401							
FREEDOM FINANCE EUROPE LTD				a					
, ΧΡΙΣΤΑΚΗ ΚΡΑΝΟΥ 20	035725257786								
G. A. PERVANAS SECURITIES- INVESTMENT SERVICES S.A.			a						
7-9, ΣΟΦΟΚΛΕΟΥΣ 7-9 ATHINA	2103727200								
GLOBAL CAPITAL SECURITIES & FINANCIAL SERVICES LTD			a	a					
50, Λ.ΑΡΧΙΕΠΙΣΚΟΠΟΥ ΜΑΚΑΡΙΟΥ Γ'50	0035722710710								
GREENPOST TRADING EUROPE LTD				a					
, KIMONOS 3, ACROPOLIS MANSIONS, 2ND FLOOR, FLAT/OFFICE 202	035722521389								
HELLENIC AMERICAN SECURITIES S.A.			a		a	a			a
27, ΑΝΔΡΕΑ ΠΑΠΑΝΔΡΕΟΥ 27 MAROUSI	2103311100								
HELLENIC BANK (INVESTMENTS) LTD				a					
, AVE.KYRIAKOU MATSI 31 - PO BOX 24747 NICOSIA	+357 22500100	357 22500110							
HSBC CONTINENTAL EUROPE								a	
109-111, Λ.ΜΕΣΟΓΕΙΩΝ 109-111	2106960000								
INDEX SECURITIES S.A.			a						
6, ΔΡΑΓΑΤΣΑΝΙΟΥ 6 ATHINA	2103213920								
J. CHR. MAVRIKIS SECURITIES S.A.			a						
5, ΣΟΦΟΚΛΕΟΥΣ 5 ATHINA	2103216730								

Athex & ATHEXClear Members List

Member Name			Stock Market			Derivatives Market		ATHEXClear Member	
Address	Phone	Fax	Market Member	Remote Member	Market Maker	Proprietary	Market Maker	General Clearing	Direct Clearing
KAPPA SECURITIES S.A.			a			a			
15, ΒΑΛΛΑΡΙΤΟΥ 15 ATHINA	2103678600								
KARAMANOF SECURITIES & INVESTMENT SERVICES S.A.			a						
2, ΠΛ.ΑΓ.ΘΕΟΔΩΡΩΝ 2 ATHINA	2103212947								
LAIKI FINANCIAL SERVICES LTD				a					
26, AVE. VYRONOS NICOSIA	357 22367367	357 22718567							
LEON DEPOLAS SECURITIES S.A.			a		a	a			
1, ΧΡΗΣΤΟΥ ΛΑΔΑ 1 ATHINA	2103213276 -28								
MEGA EQUITY SECURITIES & FINANCIAL SERVICES PUBLIC LTD			a	a		a			
42-44, ΛΕΩΦ.ΓΡΙΒΑΔΙΓΕΝΗ 42-44	0035722711711								
MERIT SECURITIES S.A			a		a	a			a
5, ΣΟΦΟΚΛΕΟΥΣ 5 ATHINA	2103671880								
MERRILL LYNCH INTERNATIONAL			a						
2 , 2 KING EDWARD STREET LONDON	+44 20276281000								
N. CHRYSOCHOIDIS SECURITIES S.A.			a			a			a
7-9, ΣΟΦΟΚΛΕΟΥΣ 7-9 ATHINA	2103213913								
NATIONAL BANK OF GREECE S.A.			a			a		a	
86, ΑΙΟΛΟΥ STR. ATHINA	(210)-3341000	(210)-3228187							
68, ΑΚΑΔΙΜΙΑΣ STR. ATHINA	(210)-3328817	(210)-3328678							
NATIONAL SECURITIES SINGLE MEMBER SA			a		a	a	a		
66, ΛΕΩΦΟΡΟΣ ΑΘΗΝΩΝ 128-132 & ΙΦΙΓΕΝΙΑΣ ATHINA	2103328784								
NUNTIIUS BROKERAGE AND INVESTMENT SERVICES S.A			a						
6, ΔΡΑΓΑΤΣΑΝΙΟΥ 6 ATHINA	2103350599								
ONE PLUS CAPITAL LIMITED			a	a					
, 75 PRODROMOU AVENUE NICOSIA 1307	35722873760								
OPTIMA BANK S.A.			a		a	a	a	a	
32 , ΑΙΓΙΑΛΕΙΑΣ 32 & ΠΑΡΑΔΕΙΣΟΥ MAROUSI	2108173663								
PANCRETA BANK S.A								a	
, ΙΚΑΡΟΥΣ 5	2810 338800								
PANTELAKIS SECURITIES S.A.			a		a	a	a		
57, ΕΘΝΙΚΗΣ ΑΝΤΙΣΤΑΣΕΩΣ 57, ΚΤΙΡΙΟ Β CHALANDRI	2106965000								
PEGASUS SECURITIES S.A			a			a			
17 , ΒΑΛΛΑΡΙΤΟΥ 17 & ΑΜΕΡΙΚΗΣ ATHINA	2103670700								
PIRAEUS BANK S.A.			a			a		a	
, ΑΜΕΡΙΚΗΣ 4 ATHINA	2103335000								
PIRAEUS SECURITIES S. A.			a		a	a	a		a
10, ΣΤΑΔΙΟΥ 10 ATHINA	2103354100								
PROCHOICE SECURITIES LTD			a	a					
57, ΛΕΩΦ.ΣΠΥΡΟΥ ΚΥΠΡΙΑΝΟΥ 57, ΑΚΙΝΗΤΑ Φ	035724661192								
SHARELINK SECURITIES & FINANCIAL SERVICES LTD			a			a			
6 , HOUSE-ΘΕΟΤΟΚΗ 6 ΜΕΓΑΡΟ ΕΛΛΗΝΑ	+357 22554200								
SOCIETE GENERALE S.A.			a	a		a			
, 17 COURS VALMY, CEDEX	+157290504								
SOLIDUS SECURITIES S.A			a			a			a
64, ΛΟΥΙΖΗΣ ΡΙΑΝΚΟΥΡ 64 ATHINA	2106900600								
ST. EM. LAVRENTAKIS SECURITIES S.A.			a			a			
7-9, ΣΟΦΟΚΛΕΟΥΣ 7-9 ATHINA	2103213336								
THE CYPRUS INVESTMENT & & SECURITIES CORPORATION LTD			a	a					
154, ΑΓΙΟΥ ΠΡΟΚΟΠΙΟΥ & ΠΟΣΕΙΔΩΝΟΣ 1	0035722121700								
UBS EUROPE SE			a	a					
, OPERNTURM, BOCKENHEIMER LANDSTRASSE 2-4	496921790								
UBS LIMITED				a					
1 , FINSBURY AVENUE LONDON	+44 2075687135								

List of Stocks under Market Making operations

Securities	Stock Category
Market Maker	Start Market Making
MLS MULTIMEDIA SA (CR)	Suspension Status
PIRAEUS SECURITIES S. A.	01/08/2019
ALPHA ETF FTSE Athex Large Cap	Exchange Traded Funds (ETFs)
ALPHA FINANCE INVESTMENT SERVICES SINGLE MEMBER SA	02/01/1900
NATIONAL SECURITIES SINGLE MEMBER SA	02/01/1900
ADMIE (IPTO) HOLDING S.A. (CR)	Main Market
EUROBANK EQUITIES INVESTMENT FIRM SINGLE MEMBER SA	24/05/2021
HELLENIC AMERICAN SECURITIES S.A.	09/03/2020
PIRAEUS SECURITIES S. A.	29/06/2017
AEGEAN AIRLINES (CR)	Main Market
EUROBANK EQUITIES INVESTMENT FIRM SINGLE MEMBER SA	22/09/2020
ALPHA SERVICES HOLD (CR)	Main Market
ALPHA FINANCE INVESTMENT SERVICES SINGLE MEMBER SA	29/02/2016
EUROBANK EQUITIES INVESTMENT FIRM SINGLE MEMBER SA	22/10/2006
HELLENIC AMERICAN SECURITIES S.A.	25/07/2014
LEON DEPOLAS SECURITIES S.A.	04/01/2016
MERIT SECURITIES S.A	03/09/2012
NATIONAL SECURITIES SINGLE MEMBER SA	02/01/1900
PIRAEUS SECURITIES S. A.	28/05/2009
ALPHA TRUST (CR)	Main Market
EUROBANK EQUITIES INVESTMENT FIRM SINGLE MEMBER SA	06/02/2023
LEON DEPOLAS SECURITIES S.A.	04/01/2021
ANDROMEDA SA (CR)	Main Market
BETA SECURITIES S.A.	15/02/2021
OPTIMA BANK S.A.	03/04/2023
ATTICA BANK S.A. (CR)	Main Market
EUROXX SECURITIES S.A.	22/01/2016
PIRAEUS SECURITIES S. A.	20/09/2017
AUSTRIACARD (CB)	Main Market
BETA SECURITIES S.A.	23/03/2023
AUTOHELLAS SA (CR)	Main Market
ALPHA FINANCE INVESTMENT SERVICES SINGLE MEMBER SA	01/07/2019
EUROXX SECURITIES S.A.	02/07/2018
AVAX S.A. (CR)	Main Market
EUROBANK EQUITIES INVESTMENT FIRM SINGLE MEMBER SA	14/12/2015
PIRAEUS SECURITIES S. A.	01/02/2021
AVE (CR)	Main Market
EUROXX SECURITIES S.A.	05/06/2020
BRIQ PROPERTIES (CR)	Main Market
EUROBANK EQUITIES INVESTMENT FIRM SINGLE MEMBER SA	09/09/2019
LEON DEPOLAS SECURITIES S.A.	22/02/2021
CC HBC AG (CR)	Main Market
BETA SECURITIES S.A.	08/03/2021
NATIONAL SECURITIES SINGLE MEMBER SA	02/01/1900
PIRAEUS SECURITIES S. A.	04/05/2015
CENERGY HOLDINGS (CB)	Main Market
ALPHA FINANCE INVESTMENT SERVICES SINGLE MEMBER SA	02/01/2016
EUROBANK EQUITIES INVESTMENT FIRM SINGLE MEMBER SA	02/01/2016
OPTIMA BANK S.A.	14/03/2022
PANTELAKIS SECURITIES S.A.	27/12/2022
CNL CAPITAL (CR)	Main Market
MERIT SECURITIES S.A	01/10/2018
DIMAND (CR)	Main Market
ALPHA FINANCE INVESTMENT SERVICES SINGLE MEMBER SA	08/08/2022
EUROBANK EQUITIES INVESTMENT FIRM SINGLE MEMBER SA	08/08/2022
EKTER SA (CR)	Main Market
BETA SECURITIES S.A.	26/09/2022
EUROBANK EQUITIES INVESTMENT FIRM SINGLE MEMBER SA	16/10/2017
LEON DEPOLAS SECURITIES S.A.	21/05/2018
ELASTRON (CR)	Main Market
LEON DEPOLAS SECURITIES S.A.	20/02/2017
ELLAKTOR (CR)	Main Market
ALPHA FINANCE INVESTMENT SERVICES SINGLE MEMBER SA	18/03/2019
EUROBANK EQUITIES INVESTMENT FIRM SINGLE MEMBER SA	01/06/2012
EUROXX SECURITIES S.A.	24/09/2018
NATIONAL SECURITIES SINGLE MEMBER SA	02/01/1900
PIRAEUS SECURITIES S. A.	22/10/2018

List of Stocks under Market Making operations

Securities	Stock Category
Market Maker	Start Market Making
ELTON SA (CR)	Main Market
BETA SECURITIES S.A.	03/09/2012
EUROBANK EQUITIES INVESTMENT FIRM SINGLE MEMBER SA	28/11/2022
OPTIMA BANK S.A.	30/01/2023
ELVALHALCOR (CR)	Main Market
ALPHA FINANCE INVESTMENT SERVICES SINGLE MEMBER SA	07/05/2018
BETA SECURITIES S.A.	09/01/2023
EUROBANK EQUITIES INVESTMENT FIRM SINGLE MEMBER SA	07/05/2018
ENTERSOFT (CR)	Main Market
ALPHA FINANCE INVESTMENT SERVICES SINGLE MEMBER SA	23/03/2023
EUROBANK EQUITIES INVESTMENT FIRM SINGLE MEMBER SA	22/06/2020
EUROBANK HOLDINGS (CR)	Main Market
ALPHA FINANCE INVESTMENT SERVICES SINGLE MEMBER SA	09/01/2006
EUROBANK EQUITIES INVESTMENT FIRM SINGLE MEMBER SA	01/06/2012
HELLENIC AMERICAN SECURITIES S.A.	25/07/2014
LEON DEPOLAS SECURITIES S.A.	30/11/2018
MERIT SECURITIES S.A	06/11/2017
NATIONAL SECURITIES SINGLE MEMBER SA	02/01/1900
PIRAEUS SECURITIES S. A.	28/09/2009
EUROCONSULTANTS S.A. (CR)	Main Market
OPTIMA BANK S.A.	01/02/2023
EYDAP S.A. (CR)	Main Market
ALPHA FINANCE INVESTMENT SERVICES SINGLE MEMBER SA	27/01/2020
EUROBANK EQUITIES INVESTMENT FIRM SINGLE MEMBER SA	10/06/2019
FOURLIS (CR)	Main Market
EUROBANK EQUITIES INVESTMENT FIRM SINGLE MEMBER SA	01/12/2016
PIRAEUS SECURITIES S. A.	06/03/2017
GEK TERNA (CR)	Main Market
BETA SECURITIES S.A.	08/03/2021
EUROBANK EQUITIES INVESTMENT FIRM SINGLE MEMBER SA	24/05/2021
PIRAEUS SECURITIES S. A.	29/08/2019
GR. SARANTIS S.A. (CR)	Main Market
BETA SECURITIES S.A.	14/05/2012
EUROBANK EQUITIES INVESTMENT FIRM SINGLE MEMBER SA	24/10/2016
HELLENIC EXCHANGES-A.S.E. (CR)	Main Market
HELLENIC AMERICAN SECURITIES S.A.	01/09/2014
NATIONAL SECURITIES SINGLE MEMBER SA	02/01/1900
PIRAEUS SECURITIES S. A.	04/05/2015
HELLENIQ ENERGY (CR)	Main Market
HELLENIC AMERICAN SECURITIES S.A.	14/09/2015
PIRAEUS SECURITIES S. A.	20/03/2017
IDEAL HOLDINGS (CR)	Main Market
EUROBANK EQUITIES INVESTMENT FIRM SINGLE MEMBER SA	07/06/2021
PIRAEUS SECURITIES S. A.	07/06/2021
INTERCONTINENTAL (CR)	Main Market
LEON DEPOLAS SECURITIES S.A.	03/06/2019
INTERLIFE G.C.I.(CR)	Main Market
BETA SECURITIES S.A.	24/10/2022
INTERWOOD-XYLEMPORIA (CR)	Main Market
EUROBANK EQUITIES INVESTMENT FIRM SINGLE MEMBER SA	05/07/2021
PANTELAKIS SECURITIES S.A.	01/07/2021
INTRAKAT (CR)	Main Market
BETA SECURITIES S.A.	04/10/2021
PANTELAKIS SECURITIES S.A.	10/10/2022
JUMBO SA (CR)	Main Market
BETA SECURITIES S.A.	01/02/2021
EUROBANK EQUITIES INVESTMENT FIRM SINGLE MEMBER SA	25/05/2020
MERIT SECURITIES S.A	06/11/2017
PIRAEUS SECURITIES S. A.	06/03/2017
KLOUKINAS - LAPPAS SA (CR)	Main Market
OPTIMA BANK S.A.	02/01/2023
KRI-KRI S.A. (CR)	Main Market
EUROBANK EQUITIES INVESTMENT FIRM SINGLE MEMBER SA	07/05/2018
LEON DEPOLAS SECURITIES S.A.	16/01/2017
LAMDA DEVELOPMENT SA (CR)	Main Market
EUROBANK EQUITIES INVESTMENT FIRM SINGLE MEMBER SA	08/12/2014
PANTELAKIS SECURITIES S.A.	06/11/2017
PIRAEUS SECURITIES S. A.	29/06/2017

List of Stocks under Market Making operations

Securities	Stock Category
Market Maker	Start Market Making
LAMPSA HOTEL SA (CR)	Main Market
LEON DEPOLAS SECURITIES S.A.	16/01/2017
MIG (CR)	Main Market
EUROBANK EQUITIES INVESTMENT FIRM SINGLE MEMBER SA	23/03/2015
PIRAEUS SECURITIES S. A.	02/02/2009
MOTOR OIL (CR)	Main Market
BETA SECURITIES S.A.	08/03/2021
EUROBANK EQUITIES INVESTMENT FIRM SINGLE MEMBER SA	22/10/2006
LEON DEPOLAS SECURITIES S.A.	01/04/2019
MERIT SECURITIES S.A.	25/02/2019
NATIONAL SECURITIES SINGLE MEMBER SA	02/01/1900
PIRAEUS SECURITIES S. A.	04/05/2015
MPLE KEDROS (CR)	Main Market
MERIT SECURITIES S.A	30/09/2022
MYTILINEOS (CR)	Main Market
ALPHA FINANCE INVESTMENT SERVICES SINGLE MEMBER SA	15/04/2019
BETA SECURITIES S.A.	11/04/2022
EUROBANK EQUITIES INVESTMENT FIRM SINGLE MEMBER SA	20/09/2017
MERIT SECURITIES S.A	25/02/2019
NATIONAL SECURITIES SINGLE MEMBER SA	02/01/1900
PIRAEUS SECURITIES S. A.	04/05/2015
NATIONAL BANK (CR)	Main Market
ALPHA FINANCE INVESTMENT SERVICES SINGLE MEMBER SA	09/01/2006
EUROBANK EQUITIES INVESTMENT FIRM SINGLE MEMBER SA	22/10/2006
HELLENIC AMERICAN SECURITIES S.A.	25/07/2014
LEON DEPOLAS SECURITIES S.A.	20/05/2015
MERIT SECURITIES S.A	03/09/2012
NATIONAL SECURITIES SINGLE MEMBER SA	02/01/1900
PIRAEUS SECURITIES S. A.	08/09/2008
OPAP (CR)	Main Market
ALPHA FINANCE INVESTMENT SERVICES SINGLE MEMBER SA	09/01/2006
BETA SECURITIES S.A.	11/04/2022
EUROBANK EQUITIES INVESTMENT FIRM SINGLE MEMBER SA	22/10/2006
HELLENIC AMERICAN SECURITIES S.A.	25/07/2014
MERIT SECURITIES S.A	20/03/2017
NATIONAL SECURITIES SINGLE MEMBER SA	02/01/1900
PIRAEUS SECURITIES S. A.	04/05/2015
OTE (CR)	Main Market
ALPHA FINANCE INVESTMENT SERVICES SINGLE MEMBER SA	09/01/2006
BETA SECURITIES S.A.	11/04/2022
EUROBANK EQUITIES INVESTMENT FIRM SINGLE MEMBER SA	22/10/2006
HELLENIC AMERICAN SECURITIES S.A.	25/07/2014
LEON DEPOLAS SECURITIES S.A.	20/04/2015
MERIT SECURITIES S.A	20/03/2017
NATIONAL SECURITIES SINGLE MEMBER SA	02/01/1900
PIRAEUS SECURITIES S. A.	08/09/2008
P.P.A. S.A. (CR)	Main Market
EUROBANK EQUITIES INVESTMENT FIRM SINGLE MEMBER SA	06/02/2019
PAPOUTSANIS (CR)	Main Market
BETA SECURITIES S.A.	25/11/2013
PETROPOULOS PETROS (CR)	Main Market
EUROBANK EQUITIES INVESTMENT FIRM SINGLE MEMBER SA	01/04/2019
PANTELAKIS SECURITIES S.A.	16/03/2020
PIRAEUS FINANCIAL HOLD (CR)	Main Market
ALPHA FINANCE INVESTMENT SERVICES SINGLE MEMBER SA	15/04/2019
EUROBANK EQUITIES INVESTMENT FIRM SINGLE MEMBER SA	22/10/2006
EUROXX SECURITIES S.A.	15/02/2016
HELLENIC AMERICAN SECURITIES S.A.	25/07/2014
LEON DEPOLAS SECURITIES S.A.	30/11/2018
MERIT SECURITIES S.A	16/09/2013
NATIONAL SECURITIES SINGLE MEMBER SA	02/01/1900
PIRAEUS SECURITIES S. A.	16/02/2009

List of Stocks under Market Making operations

Securities	Stock Category
Market Maker	Start Market Making
PPC (CR)	Main Market
ALPHA FINANCE INVESTMENT SERVICES SINGLE MEMBER SA	09/01/2006
BETA SECURITIES S.A.	01/02/2021
EUROBANK EQUITIES INVESTMENT FIRM SINGLE MEMBER SA	22/10/2006
HELLENIC AMERICAN SECURITIES S.A.	01/09/2014
MERIT SECURITIES S.A	06/11/2017
NATIONAL SECURITIES SINGLE MEMBER SA	02/01/1900
PIRAEUS SECURITIES S. A.	28/09/2009
PREMA (CR)	Main Market
BETA SECURITIES S.A.	01/06/2021
LEON DEPOLAS SECURITIES S.A.	05/12/2022
PANTELAKIS SECURITIES S.A.	23/12/2021
PROFILE SA (CR)	Main Market
OPTIMA BANK S.A.	03/04/2023
PANTELAKIS SECURITIES S.A.	01/07/2019
QUALITY & RELIABILITY SA (CR)	Main Market
OPTIMA BANK S.A.	03/01/2023
QUEST HOLDINGS (CR)	Main Market
BETA SECURITIES S.A.	26/03/2018
EUROBANK EQUITIES INVESTMENT FIRM SINGLE MEMBER SA	28/01/2019
SIDMA STEEL (CR)	Main Market
LEON DEPOLAS SECURITIES S.A.	06/06/2022
SPACE HELLAS SA (CR)	Main Market
MERIT SECURITIES S.A	09/12/2022
TECHNICAL OLYMPIC SA (CR)	Main Market
BETA SECURITIES S.A.	04/04/2022
TERNA ENERGY (CR)	Main Market
EUROBANK EQUITIES INVESTMENT FIRM SINGLE MEMBER SA	24/05/2021
PIRAEUS SECURITIES S. A.	09/12/2019
THRACE PLASTICS SA (CR)	Main Market
ALPHA FINANCE INVESTMENT SERVICES SINGLE MEMBER SA	26/03/2018
EUROBANK EQUITIES INVESTMENT FIRM SINGLE MEMBER SA	26/03/2018
TITAN CEMENT (CB)	Main Market
BETA SECURITIES S.A.	01/02/2021
EUROBANK EQUITIES INVESTMENT FIRM SINGLE MEMBER SA	06/11/2019
PIRAEUS SECURITIES S. A.	18/01/2021
TZIRAKIAN PROFIL (CR)	Main Market
LEON DEPOLAS SECURITIES S.A.	19/07/2021
VIOHALCO SA/NV (CB)	Main Market
ALPHA FINANCE INVESTMENT SERVICES SINGLE MEMBER SA	11/03/2008
EUROBANK EQUITIES INVESTMENT FIRM SINGLE MEMBER SA	04/03/2014
MERIT SECURITIES S.A	17/03/2014

Underlying Asset				Derivatives Market													
Price max	Price min	Closing price	change	Delivery Month	Open price	Price max	Price min	Last price	Closing price	Last Bid	Last Ask	Fixing price*	Life high	Life low	Trades	Volume	Open Interest
FTSE/Athex Large Cap																	(Trade Unit: 1 Index Point x 2€, Cash Settlement)
2,748.36	2,721.96	2,734.77	-0.11%	May 2023	2,735.00	2,752.50	2,724.50	2,743.00	2,743.00	---	---		2,778.00	---	116	413	5,501
				June 2023	2,719.50	2,737.50	2,714.00	2,733.00	2,733.00	---	---		2,769.25	---	26	124	312
				July 2023	---	---	---	---	2,748.50	---	---		---	---	---	---	---
				September 2023	---	---	---	---	2,757.00	---	---		---	---	---	---	---
				December 2023	---	---	---	---	2,770.75	---	---		---	---	---	---	---
				March 2024	---	---	---	---	2,784.75	---	---		---	---	---	---	---
FTSE/Athex Banks																	(Trade Unit: 1 Index Point x 15€, Cash Settlement)
862.52	844.97	853.19	-0.80%	June 2023	855.00	855.00	855.00	855.00	855.00	---	---		878.50	---	2	20	963
				September 2023	---	---	---	---	866.25	---	---		---	---	---	---	---
				December 2023	---	---	---	---	870.50	---	---		---	---	---	---	---
				March 2024	---	---	---	---	874.75	---	---		---	---	---	---	---
MSCI GREECE REBASED																	(Trade Unit: 1 Index Point x 2€, Cash Settlement)
4,325.55	4,283.98	4,302.71	-0.29%	May 2023	4,308.25	4,308.25	4,308.25	4,308.25	4,308.25	---	---		4,362.00	---	1	10	22
				June 2023	4,269.00	4,286.25	4,269.00	4,286.25	4,286.25	---	---		4,335.00	4,269.00	2	11	66
				July 2023	---	---	---	---	4,332.50	---	---		---	---	---	---	---
				September 2023	---	---	---	---	4,345.75	---	---		---	---	---	---	---
				December 2023	---	---	---	---	4,367.75	---	---		---	---	---	---	---
				March 2024	---	---	---	---	4,389.50	---	---		---	---	---	---	---

Underlying Asset				Derivatives Market													
Price max	Price min	Closing price	change	Delivery Month	Open price	Price max	Price min	Last price	Closing price	Last Bid	Last Ask	Fixing price*	Life high	Life low	Trades	Volume	Open Interest
ADMIE (IPTO) HOLDING S.A. (CR)				(Contract Size: 100 Securities, Physical Delivery)													
1.83	1.806	1.808	-0.66%	June 2023	1.83	1.83	1.83	1.83	1.83	---	---	---	1.92	---	2	30	12,522
				September 2023	---	---	---	---	1.83	---	---	---	---	---	---	---	---
				December 2023	---	---	---	---	1.84	---	---	---	---	---	---	---	---
				March 2024	---	---	---	---	1.85	---	---	---	---	---	---	---	---
AEGEAN AIRLINES (CR)				(Contract Size: 100 Securities, Physical Delivery)													
7.84	7.65	7.73	0.39%	June 2023	7.78	7.78	7.78	7.78	7.78	---	---	---	8.09	---	1	5	1,806
				September 2023	---	---	---	---	7.75	---	---	---	---	---	---	---	---
				December 2023	---	---	---	---	7.79	---	---	---	---	---	---	---	---
				March 2024	---	---	---	---	7.83	---	---	---	---	---	---	---	---
ALPHA SERVICES HOLD (CR)				(Contract Size: 100 Securities, Physical Delivery)													
1.2165	1.17	1.195	0.72%	June 2023	1.19	1.20	1.18	1.19	1.19	---	---	---	1.52	---	200	7,890	167,383
				September 2023	1.20	1.20	1.20	1.20	1.20	---	---	---	1.25	---	1	10	177
				December 2023	---	---	---	---	1.20	---	---	---	---	---	---	---	---
				March 2024	---	---	---	---	1.21	---	---	---	---	---	---	---	---
AUTOHELLAS SA (CR)				(Contract Size: 100 Securities, Physical Delivery)													
13.6	13.28	13.42	1.67%	June 2023	13.38	13.46	13.38	13.46	13.46	---	---	---	13.46	---	2	3	83
				September 2023	---	---	---	---	13.29	---	---	---	---	---	---	---	---
				December 2023	---	---	---	---	13.36	---	---	---	---	---	---	---	---
				March 2024	---	---	---	---	13.43	---	---	---	---	---	---	---	---
AVAX S.A. (CR)				(Contract Size: 100 Securities, Physical Delivery)													
0.962	0.94	0.949	-1.15%	June 2023	---	---	---	---	0.980	---	---	---	0.966	---	---	---	349
				September 2023	---	---	---	---	0.967	---	---	---	---	---	---	---	---
				December 2023	---	---	---	---	0.972	---	---	---	---	---	---	---	---
				March 2024	---	---	---	---	0.976	---	---	---	---	---	---	---	---
CC HBC AG (CR)				(Contract Size: 100 Securities, Physical Delivery)													
29.47	29.2	29.31	0.72%	June 2023	28.66	28.66	28.40	28.66	28.66	---	---	---	28.66	---	11	16	236
				September 2023	---	---	---	---	29.31	---	---	---	---	---	---	---	---
				December 2023	---	---	---	---	29.45	---	---	---	---	---	---	---	---
				March 2024	---	---	---	---	29.60	---	---	---	---	---	---	---	---
CENERGY HOLDINGS (CB)				(Contract Size: 100 Securities, Physical Delivery)													
4.65	4.545	4.65	0.43%	June 2023	4.61	4.68	4.57	4.68	4.68	---	---	---	4.76	---	16	62	6,144
				September 2023	---	---	---	---	4.68	---	---	---	4.35	---	---	---	5
				December 2023	---	---	---	---	4.69	---	---	---	---	---	---	---	---
				March 2024	---	---	---	---	4.71	---	---	---	---	---	---	---	---

Derivatives notes

Fixing prices and final open positions can be retrieved from the following path <http://www.helex.gr/el/web/guest/statistics-end-of-day-derivatives>

Underlying Asset				Derivatives Market													
Price max	Price min	Closing price	change	Delivery Month	Open price	Price max	Price min	Last price	Closing price	Last Bid	Last Ask	Fixing price*	Life high	Life low	Trades	Volume	Open Interest
ELLAKTOR (CR)				(Contract Size: 100 Securities, Physical Delivery)													
2.13	2.06	2.1	2.69%	June 2023	2.11	2.11	2.11	2.11	2.11	---	---	---	2.17	---	1	8	828
				September 2023	---	---	---	---	2.06	---	---	---	---	---	---	---	---
				December 2023	---	---	---	---	2.07	---	---	---	---	---	---	---	---
				March 2024	---	---	---	---	2.08	---	---	---	---	---	---	---	---
ELVALHALCOR (CR)				(Contract Size: 100 Securities, Physical Delivery)													
1.694	1.65	1.684	0.24%	June 2023	1.67	1.67	1.65	1.65	1.65	---	---	---	1.79	---	6	10	1,304
				September 2023	---	---	---	---	1.69	---	---	---	---	---	---	---	---
				December 2023	---	---	---	---	1.70	---	---	---	---	---	---	---	---
				March 2024	---	---	---	---	1.71	---	---	---	---	---	---	---	---
EUROBANK HOLDINGS (CR)				(Contract Size: 100 Securities, Physical Delivery)													
1.4	1.3735	1.374	-2.66%	June 2023	1.40	1.40	1.37	1.38	1.38	---	---	---	1.46	---	107	1,290	29,034
				September 2023	---	---	---	---	1.42	---	---	---	---	---	---	---	---
				December 2023	---	---	---	---	1.43	---	---	---	---	---	---	---	---
				March 2024	---	---	---	---	1.44	---	---	---	---	---	---	---	---
EYDAP S.A. (CR)				(Contract Size: 100 Securities, Physical Delivery)													
6.38	6.2	6.29	0.48%	June 2023	6.26	6.26	6.25	6.26	6.26	---	---	---	6.95	---	6	6	520
				September 2023	---	---	---	---	6.12	---	---	---	6.83	---	---	---	---
				December 2023	---	---	---	---	6.34	---	---	---	---	---	---	---	---
				March 2024	---	---	---	---	6.37	---	---	---	---	---	---	---	---
FOURLIS (CR)				(Contract Size: 100 Securities, Physical Delivery)													
4.005	3.94	4	0.50%	June 2023	4.01	4.01	3.98	4.00	4.00	---	---	---	4.05	---	6	65	1,625
				September 2023	---	---	---	---	4.01	---	---	---	---	---	---	---	---
				December 2023	---	---	---	---	4.03	---	---	---	---	---	---	---	---
				March 2024	---	---	---	---	4.05	---	---	---	---	---	---	---	---
GEK TERNA (CR)				(Contract Size: 100 Securities, Physical Delivery)													
12.2	12.02	12.1	0.00%	June 2023	12.14	12.20	12.11	12.11	12.11	---	---	---	12.75	---	9	30	8,165
				September 2023	---	---	---	---	12.19	---	---	---	---	---	---	---	---
				December 2023	---	---	---	---	12.25	---	---	---	---	---	---	---	---
				March 2024	---	---	---	---	12.31	---	---	---	---	---	---	---	---
HELLENIC EXCHANGES-A.S.E. (CR)				(Contract Size: 100 Securities, Physical Delivery)													
4.3	4.165	4.27	2.15%	June 2023	4.02	4.12	4.02	4.10	4.10	---	---	---	4.23	---	46	207	1,803
				September 2023	---	---	---	---	4.21	---	---	---	---	---	---	---	---
				December 2023	---	---	---	---	4.23	---	---	---	---	---	---	---	---
				March 2024	---	---	---	---	4.25	---	---	---	---	---	---	---	---

Derivatives notes

Fixing prices and final open positions can be retrieved from the following path <http://www.helex.gr/el/web/guest/statistics-end-of-day-derivatives>

Underlying Asset				Derivatives Market													
Price max	Price min	Closing price	change	Delivery Month	Open price	Price max	Price min	Last price	Closing price	Last Bid	Last Ask	Fixing price*	Life high	Life low	Trades	Volume	Open Interest
HELLENiQ ENERGY (CR)				(Contract Size: 100 Securities, Physical Delivery)													
7.38	7.18	7.21	-2.17%	June 2023	7.35	7.35	7.19	7.25	7.25	---	---	---	8.08	---	4	4	1,642
				September 2023	---	---	---	---	7.29	---	---	---	7.18	---	---	---	6
				December 2023	---	---	---	---	7.46	---	---	---	---	---	---	---	---
				March 2024	---	---	---	---	7.50	---	---	---	---	---	---	---	---
INTRACOM HOLDINGS (CR)				(Contract Size: 100 Securities, Physical Delivery)													
1.842	1.812	1.82	0.44%	June 2023	1.84	1.85	1.82	1.84	1.84	---	---	---	2.07	---	17	27	4,614
				September 2023	---	---	---	---	1.84	---	---	---	1.84	---	---	---	2
				December 2023	---	---	---	---	1.83	---	---	---	---	---	---	---	---
				March 2024	---	---	---	---	1.84	---	---	---	---	---	---	---	---
INTRAKAT (CR)				(Contract Size: 100 Securities, Physical Delivery)													
1.68	1.65	1.668	-0.12%	June 2023	1.67	1.68	1.66	1.68	1.68	---	---	---	1.79	---	10	60	7,945
				September 2023	---	---	---	---	1.69	---	---	---	1.72	---	---	---	485
				December 2023	---	---	---	---	1.69	---	---	---	---	---	---	---	---
				March 2024	---	---	---	---	1.70	---	---	---	---	---	---	---	---
JUMBO SA (CR)				(Contract Size: 100 Securities, Physical Delivery)													
22.82	22.44	22.7	0.44%	June 2023	22.61	22.73	22.61	22.73	22.73	---	---	---	22.73	---	6	6	388
				September 2023	---	---	---	---	22.76	---	---	---	---	---	---	---	---
				December 2023	---	---	---	---	22.87	---	---	---	---	---	---	---	---
				March 2024	---	---	---	---	22.99	---	---	---	---	---	---	---	---
LAMDA DEVELOPMENT SA (CR)				(Contract Size: 100 Securities, Physical Delivery)													
5.635	5.505	5.55	-0.89%	June 2023	5.64	5.65	5.52	5.57	5.57	---	---	---	6.53	---	56	147	5,860
				September 2023	---	---	---	---	5.64	---	---	---	---	---	---	---	---
				December 2023	---	---	---	---	5.67	---	---	---	---	---	---	---	---
				March 2024	---	---	---	---	5.70	---	---	---	---	---	---	---	---
MIG (CR)				(Contract Size: 3 Securities, Physical Delivery)													
		4.26	0.00%	June 2023	---	---	---	---	3.87	---	---	---	---	---	---	---	1,377
				September 2023	---	---	---	---	4.29	---	---	---	---	---	---	---	---
				December 2023	---	---	---	---	4.31	---	---	---	---	---	---	---	---
				March 2024	---	---	---	---	4.33	---	---	---	---	---	---	---	---
MOTOR OIL (CR)				(Contract Size: 100 Securities, Physical Delivery)													
21.92	21.62	21.62	-1.19%	June 2023	21.79	21.94	21.79	21.80	21.80	---	---	---	25.05	---	10	25	1,673
				September 2023	---	---	---	---	20.88	---	---	---	22.18	---	---	---	135
				December 2023	---	---	---	---	22.14	---	---	---	---	---	---	---	---
				March 2024	---	---	---	---	22.26	---	---	---	---	---	---	---	---

Derivatives notes

Fixing prices and final open positions can be retrieved from the following path <http://www.helex.gr/el/web/guest/statistics-end-of-day-derivatives>

Underlying Asset				Derivatives Market													
Price max	Price min	Closing price	change	Delivery Month	Open price	Price max	Price min	Last price	Closing price	Last Bid	Last Ask	Fixing price*	Life high	Life low	Trades	Volume	Open Interest
MYTILINEOS (CR)				(Contract Size: 100 Securities, Physical Delivery)													
25.98	25.24	25.98	2.61%	June 2023	25.44	26.09	25.37	26.00	26.00	---	---	---	28.34	---	138	367	3,849
				September 2023	---	---	---	---	24.75	---	---	---	24.60	---	---	---	17
				December 2023	---	---	---	---	25.63	---	---	---	---	---	---	---	---
				March 2024	---	---	---	---	25.75	---	---	---	---	---	---	---	---
NATIONAL BANK (CR)				(Contract Size: 100 Securities, Physical Delivery)													
5.238	5.098	5.16	-0.27%	June 2023	5.16	5.24	5.13	5.16	5.16	---	---	---	5.46	---	132	1,445	18,022
				September 2023	---	---	---	---	5.21	---	---	---	---	---	---	---	---
				December 2023	---	---	---	---	5.24	---	---	---	---	---	---	---	---
				March 2024	---	---	---	---	5.26	---	---	---	---	---	---	---	---
OPAP (CR)				(Contract Size: 100 Securities, Physical Delivery)													
16.16	15.83	15.83	-1.92%	June 2023	15.43	15.43	15.31	15.31	15.31	---	---	---	15.80	---	5	20	1,750
				September 2023	---	---	---	---	16.25	---	---	---	---	---	---	---	---
				December 2023	---	---	---	---	16.34	---	---	---	---	---	---	---	---
				March 2024	---	---	---	---	16.42	---	---	---	---	---	---	---	---
OTE (CR)				(Contract Size: 100 Securities, Physical Delivery)													
13.7	13.46	13.53	0.52%	June 2023	13.53	13.71	13.53	13.59	13.59	---	---	---	15.20	---	32	76	10,638
				September 2023	13.50	13.50	13.30	13.30	13.30	---	---	---	14.32	---	2	4	51
				December 2023	---	---	---	---	13.62	---	---	---	---	---	---	---	---
				March 2024	---	---	---	---	13.69	---	---	---	---	---	---	---	---
P.P.A. S.A. (CR)				(Contract Size: 100 Securities, Physical Delivery)													
19.46	19.02	19.02	-1.86%	June 2023	19.24	19.24	19.24	19.24	19.24	---	---	---	19.64	---	1	5	361
				September 2023	---	---	---	---	19.52	---	---	---	---	---	---	---	---
				December 2023	---	---	---	---	19.61	---	---	---	---	---	---	---	---
				March 2024	---	---	---	---	19.71	---	---	---	---	---	---	---	---
PIRAEUS FINANCIAL HOLD (CR)				(Contract Size: 100 Securities, Physical Delivery)													
2.35	2.256	2.31	0.00%	June 2023	2.30	2.35	2.26	2.32	2.32	---	---	---	2.46	---	255	4,878	80,078
				September 2023	2.29	2.29	2.29	2.29	2.29	---	---	---	2.29	---	1	10	---
				December 2023	---	---	---	---	2.34	---	---	---	---	---	---	---	---
				March 2024	---	---	---	---	2.35	---	---	---	---	---	---	---	---
PPC (CR)				(Contract Size: 100 Securities, Physical Delivery)													
8.37	8.22	8.28	0.24%	June 2023	8.31	8.39	8.27	8.35	8.35	---	---	---	8.56	---	66	208	24,811
				September 2023	---	---	---	---	8.32	---	---	---	---	---	---	---	---
				December 2023	---	---	---	---	8.36	---	---	---	---	---	---	---	---
				March 2024	---	---	---	---	8.40	---	---	---	---	---	---	---	---

Derivatives notes

Fixing prices and final open positions can be retrieved from the following path <http://www.helex.gr/el/web/guest/statistics-end-of-day-derivatives>

Underlying Asset				Derivatives Market													
Price max	Price min	Closing price	change	Delivery Month	Open price	Price max	Price min	Last price	Closing price	Last Bid	Last Ask	Fixing price*	Life high	Life low	Trades	Volume	Open Interest
QUEST HOLDINGS (CR)				(Contract Size: 100 Securities, Physical Delivery)													
4.96	4.835	4.93	1.54%	June 2023	5.09	5.09	4.88	4.88	4.88	---	---		5.21	---	2	2	97
				September 2023	---	---	---	---	4.89	---	---		---	---	---	---	---
				December 2023	---	---	---	---	4.91	---	---		---	---	---	---	---
				March 2024	---	---	---	---	4.94	---	---		---	---	---	---	---
TERNA ENERGY (CR)				(Contract Size: 100 Securities, Physical Delivery)													
20	19.66	19.8	-0.30%	June 2023	19.95	20.01	19.76	19.80	19.80	---	---		20.98	---	11	17	10,321
				September 2023	---	---	---	---	20.00	---	---		20.75	---	---	---	---
				December 2023	---	---	---	---	20.10	---	---		---	---	---	---	---
				March 2024	---	---	---	---	20.20	---	---		---	---	---	---	---
TITAN CEMENT (CB)				(Contract Size: 100 Securities, Physical Delivery)													
15.7	15.46	15.7	0.64%	June 2023	15.56	15.75	15.56	15.75	15.75	---	---		15.89	---	4	12	694
				September 2023	---	---	---	---	15.71	---	---		---	---	---	---	---
				December 2023	---	---	---	---	15.79	---	---		---	---	---	---	---
				March 2024	---	---	---	---	15.87	---	---		---	---	---	---	---
VIOHALCO SA/NV (CB)				(Contract Size: 100 Securities, Physical Delivery)													
4.83	4.75	4.78	-0.83%	June 2023	4.80	4.84	4.77	4.84	4.84	---	---		5.04	---	10	23	5,790
				September 2023	---	---	---	---	4.83	---	---		4.46	---	---	---	20
				December 2023	---	---	---	---	4.88	---	---		---	---	---	---	---
				March 2024	---	---	---	---	4.90	---	---		---	---	---	---	---

Daily Official List

Section 7: Index Options

Year: 144 Trading Day No: 88

Friday, 12 May, 2023

FTSE/Athex Large Cap

(Trade Unit: 1 Index Point x 2€ - Exercise Style: European, Cash Settlement)

Call Options																Put Options																															
May 2023								June 2023								Other Months				May 2023								June 2023								Other Months											
Exerise Price	Open price	Price max	Price min	Last price	Closing price	Volume	Open Interest	Open price	Price max	Price min	Last price	Closing price	Volume	Open Interest	Volume	Open Interest	Open price	Price max	Price min	Last price	Closing price	Volume	Open Interest	Open price	Price max	Price min	Last price	Closing price	Volume	Open Interest	Volume	Open Interest	Volume	Open Interest	Volume	Open Interest	Exerise Price										
1,725	-	-	-	-	-	-	-	0.00	0.00	0.00	-	998.00	-	-			-	-	-	-	-	-	-	0.00	0.00	0.00	-	0.01	-	-						1,725											
1,750	-	-	-	-	-	-	-	0.00	0.00	0.00	-	973.00	-	-			-	-	-	-	-	-	-	0.00	0.00	0.00	-	0.01	-	-						1,750											
1,775	-	-	-	-	-	-	-	0.00	0.00	0.00	-	948.00	-	-			-	-	-	-	-	-	-	0.00	0.00	0.00	-	0.02	-	-						1,775											
1,800	-	-	-	-	-	-	-	0.00	0.00	0.00	-	923.00	-	-			-	-	-	-	-	-	-	0.00	0.00	0.00	-	0.01	-	-						1,800											
1,825	-	-	-	-	-	-	-	0.00	0.00	0.00	-	898.00	-	-			-	-	-	-	-	-	-	0.00	0.00	0.00	-	0.01	-	-						1,825											
1,850	-	-	-	-	-	-	-	0.00	0.00	0.00	-	873.00	-	-			-	-	-	-	-	-	-	0.00	0.00	0.00	-	0.01	-	-						1,850											
1,875	-	-	-	-	-	-	-	0.00	0.00	0.00	-	848.00	-	-			-	-	-	-	-	-	-	0.00	0.00	0.00	-	0.01	-	-						1,875											
1,900	-	-	-	-	-	-	-	0.00	0.00	0.00	-	823.00	-	-			-	-	-	-	-	-	-	0.00	0.00	0.00	-	0.01	-	-						1,900											
1,925	-	-	-	-	-	-	-	0.00	0.00	0.00	-	798.00	-	-			-	-	-	-	-	-	-	0.00	0.00	0.00	-	0.01	-	-						1,925											
1,950	-	-	-	-	-	-	-	0.00	0.00	0.00	-	773.00	-	-			-	-	-	-	-	-	-	0.00	0.00	0.00	-	0.01	-	-						1,950											
1,975	-	-	-	-	-	-	-	0.00	0.00	0.00	-	749.00	-	-			-	-	-	-	-	-	-	0.00	0.00	0.00	-	0.01	-	-						1,975											
2,000	-	-	-	-	-	-	-	0.00	0.00	0.00	-	724.00	-	-			-	-	-	-	-	-	-	0.00	0.00	0.00	-	0.01	-	-						2,000											
2,050	-	-	-	-	-	-	-	0.00	0.00	0.00	-	674.00	-	-			-	-	-	-	-	-	-	0.00	0.00	0.00	-	0.01	-	-						2,050											
2,100	-	-	-	-	-	-	-	0.00	0.00	0.00	-	624.00	-	-			-	-	-	-	-	-	-	0.00	0.00	0.00	-	0.01	-	-						2,100											
2,150	-	-	-	-	-	-	-	0.00	0.00	0.00	-	574.00	-	-			-	-	-	-	-	-	-	0.00	0.00	0.00	-	0.01	-	-						2,150											
2,200	0.00	0.00	0.00	-	537.00	-	-	0.00	0.00	0.00	-	524.00	-	-			0.00	0.00	0.00	-	0.01	-	-	0.00	0.00	0.00	-	0.01	-	-						2,200											
2,250	0.00	0.00	0.00	-	487.00	-	-	0.00	0.00	0.00	-	474.00	-	-			0.00	0.00	0.00	-	0.01	-	-	0.00	0.00	0.00	-	0.03	-	-						2,250											
2,300	0.00	0.00	0.00	-	437.00	-	-	0.00	0.00	0.00	-	424.00	-	-			0.00	0.00	0.00	-	0.01	-	-	0.00	0.00	0.00	-	0.12	-	-						2,300											
2,350	0.00	0.00	0.00	-	387.00	-	-	0.00	0.00	0.00	-	375.00	-	-			0.00	0.00	0.00	-	0.01	-	-	0.00	0.00	0.00	-	0.38	-	-						2,350											
2,400	0.00	0.00	0.00	-	337.00	-	-	0.00	0.00	0.00	-	325.00	-	-			0.00	0.00	0.00	-	0.01	-	20	0.00	0.00	0.00	-	1.00	-	-						2,400											
2,450	0.00	0.00	0.00	-	287.00	-	40	0.00	0.00	0.00	-	277.00	-	-			0.00	0.00	0.00	-	0.01	-	-	0.00	0.00	0.00	-	2.50	-	-						2,450											
2,500	0.00	0.00	0.00	-	237.00	-	20	0.00	0.00	0.00	-	230.00	-	-			0.00	0.00	0.00	-	0.01	-	67	0.00	0.00	0.00	-	5.60	-	-						2,500											
2,550	0.00	0.00	0.00	-	187.00	-	60	0.00	0.00	0.00	-	186.00	-	-			0.00	0.00	0.00	-	0.15	-	175	0.00	0.00	0.00	-	11.25	-	17						2,550											
2,600	0.00	0.00	0.00	-	138.00	-	21	0.00	0.00	0.00	-	145.00	-	-			0.00	0.00	0.00	-	1.10	-	164	0.00	0.00	0.00	-	20.50	-	48						2,600											
2,650	0.00	0.00	0.00	-	92.00	-	30	110.00	115.00	110.00	115.00	115.00	41	20			0.00	0.00	0.00	-	4.90	-	143	0.00	0.00	0.00	-	34.50	-	21						2,650											
2,700	0.00	0.00	0.00	-	52.50	-	251	0.00	0.00	0.00	-	79.00	-	1			0.00	0.00	0.00	-	15.75	-	170	0.00	0.00	0.00	-	54.00	-	21						2,700											
2,750	0.00	0.00	0.00	-	25.00	-	20	0.00	0.00	0.00	-	54.50	-	18			0.00	0.00	0.00	-	38.00	-	106	0.00	0.00	0.00	-	79.50	-	2						2,750											
2,800	0.00	0.00	0.00	-	9.40	-	55	0.00	0.00	0.00	-	36.00	-	51			0.00	0.00	0.00	-	72.50	-	-	0.00	0.00	0.00	-	111.00	-	-						2,800											
2,850	0.00	0.00	0.00	-	2.70	-	-	0.00	0.00	0.00	-	22.75	-	-			0.00	0.00	0.00	-	116.00	-	-	0.00	0.00	0.00	-	147.00	-	-						2,850											
2,900	0.00	0.00	0.00	-	0.61	-	-	0.00	0.00	0.00	-	13.50	-	-			0.00	0.00	0.00	-	164.00	-	-	0.00	0.00	0.00	-	188.00	-	-						2,900											
2,950	0.00	0.00	0.00	-	0.10	-	-	0.00	0.00	0.00	-	7.80	-	-			0.00	0.00	0.00	-	213.00	-	-	0.00	0.00	0.00	-	232.00	-	-						2,950											
3,000	0.00	0.00	0.00	-	0.01	-	-	0.00	0.00	0.00	-	4.20	-	-			0.00	0.00	0.00	-	263.00	-	-	0.00	0.00	0.00	-	279.00	-	-						3,000											
Totals:						0	497							41	90	0	0							0	845							0	109	0	0												
Number of Trades:						0								3		0								0								0		0													

Hellenic Exchanges – Athens Stock Exchange S.A.

Market Analysis & Communication Unit

Section 7, 1/1

ALPHA SERVICES HOLD (CR)

(Contract Size: 100 Securities, Exercise Style: American, Physical Delivery)

Call Options															Put Options																			
May 2023								June 2023							Other Months		May 2023								June 2023							Other Months		
Exerise Price	Open price	Price max	Price min	Last price	Closing price	Volume	Open Interest	Open price	Price max	Price min	Last price	Closing price	Volume	Open Interest	Volume	Open Interest	Open price	Price max	Price min	Last price	Closing price	Volume	Open Interest	Open price	Price max	Price min	Last price	Closing price	Volume	Open Interest	Volume	Open Interest	Exerise Price	
0.500						-	-	0.000	0.000	0.000		0.691	-	-			-	-	0.000	0.000	0.000		0.001	-	-							0.005		
0.550						-	-	0.000	0.000	0.000		0.641	-	-			-	-	0.000	0.000	0.000		0.001	-	-							0.006		
0.600						-	-	0.000	0.000	0.000		0.591	-	-			-	-	0.000	0.000	0.000		0.001	-	-							0.006		
0.650						-	-	0.000	0.000	0.000		0.541	-	-			-	-	0.000	0.000	0.000		0.001	-	-							0.007		
0.700						-	-	0.000	0.000	0.000		0.491	-	-			-	-	0.000	0.000	0.000		0.001	-	-							0.007		
0.750						-	-	0.000	0.000	0.000		0.442	-	-			-	-	0.000	0.000	0.000		0.002	-	-							0.008		
0.800	0.000	0.000	0.000		0.390	-	-	0.000	0.000	0.000		0.392	-	-			0.000	0.000	0.000		0.001	-	-	0.000	0.000	0.000		0.001	-	-			0.008	
0.850	0.000	0.000	0.000		0.340	-	-	0.000	0.000	0.000		0.342	-	-			0.000	0.000	0.000		0.001	-	-	0.000	0.000	0.000		0.001	-	-			0.009	
0.900	0.000	0.000	0.000		0.291	-	-	0.000	0.000	0.000		0.293	-	-			0.000	0.000	0.000		0.001	-	-	0.000	0.000	0.000		0.001	-	-			0.009	
0.950	0.000	0.000	0.000		0.242	-	-	0.000	0.000	0.000		0.244	-	-			0.000	0.000	0.000		0.002	-	-	0.000	0.000	0.000		0.002	-	-			0.010	
1.000	0.000	0.000	0.000		0.195	-	7	0.000	0.000	0.000		0.198	-	-			0.000	0.000	0.000		0.005	-	-	0.000	0.000	0.000		0.006	-	-			0.010	
1.100	0.000	0.000	0.000		0.113	-	-	0.000	0.000	0.000		0.117	-	-			0.000	0.000	0.000		0.022	-	20	0.000	0.000	0.000		0.025	-	-			0.011	
1.200	0.000	0.000	0.000		0.054	-	2	0.000	0.000	0.000		0.060	-	-			0.000	0.000	0.000		0.063	-	-	0.000	0.000	0.000		0.067	-	-			0.012	
1.300	0.000	0.000	0.000		0.021	-	-	0.000	0.000	0.000		0.026	-	-			0.000	0.000	0.000		0.131	-	-	0.000	0.000	0.000		0.134	-	-			0.013	
1.400	0.000	0.000	0.000		0.007	-	-	0.000	0.000	0.000		0.009	-	-			0.000	0.000	0.000		0.216	-	-	0.000	0.000	0.000		0.218	-	-			0.014	
1.500	0.000	0.000	0.000		0.002	-	-	0.000	0.000	0.000		0.003	-	-			0.000	0.000	0.000		0.311	-	-	0.000	0.000	0.000		0.311	-	-			0.015	
1.600	0.000	0.000	0.000		0.001	-	-	0.000	0.000	0.000		0.001	-	-			0.000	0.000	0.000		0.410	-	-	0.000	0.000	0.000		0.410	-	-			0.016	
1.700	0.000	0.000	0.000		0.001	-	-	0.000	0.000	0.000		0.001	-	-			0.000	0.000	0.000		0.510	-	-	0.000	0.000	0.000		0.510	-	-			0.017	
1.800	0.000	0.000	0.000		0.001	-	-	0.000	0.000	0.000		0.002	-	-			0.000	0.000	0.000		0.610	-	-	0.000	0.000	0.000		0.610	-	-			0.018	
1.900	0.000	0.000	0.000		0.001	-	-	0.000	0.000	0.000		0.001	-	-			0.000	0.000	0.000		0.710	-	-	0.000	0.000	0.000		0.710	-	-			0.019	
2.000	0.000	0.000	0.000		0.001	-	-	0.000	0.000	0.000		0.002	-	-			0.000	0.000	0.000		0.810	-	-	0.000	0.000	0.000		0.810	-	-			0.020	
Totals:						0	9							0	0	0	0							0	20	0	20	0	0					
Number of Trades:						0								0		0								0.00		0		0						

NATIONAL BANK (CR)

(Contract Size: 100 Securities, Exercise Style: American, Physical Delivery)

Call Options																Put Options																									
May 2023								June 2023								Other Months		May 2023								June 2023								Other Months							
Exercise Price	Open price	Price max	Price min	Last price	Closing price	Volume	Open Interest	Open price	Price max	Price min	Last price	Closing price	Volume	Open Interest	Volume	Open Interest	Open price	Price max	Price min	Last price	Closing price	Volume	Open Interest	Open price	Price max	Price min	Last price	Closing price	Volume	Open Interest	Volume	Open Interest	Exercise Price								
1.900						-	-	0.000	0.000	0.000		3.27	-	-								-	-	0.000	0.000	0.000		0.001	-	-				0.019							
2.000						-	-	0.000	0.000	0.000		3.17	-	-								-	-	0.000	0.000	0.000		0.002	-	-				0.020							
2.200						-	-	0.000	0.000	0.000		2.97	-	-								-	-	0.000	0.000	0.000		0.001	-	-				0.022							
2.400						-	-	0.000	0.000	0.000		2.77	-	-								-	-	0.000	0.000	0.000		0.001	-	-				0.024							
2.600						-	-	0.000	0.000	0.000		2.58	-	-								-	-	0.000	0.000	0.000		0.001	-	-				0.026							
2.800						-	-	0.000	0.000	0.000		2.38	-	-								-	-	0.000	0.000	0.000		0.001	-	-				0.028							
3.000						-	-	0.000	0.000	0.000		2.18	-	-								-	-	0.000	0.000	0.000		0.001	-	-				0.030							
3.200	0.000	0.000	0.000		1.97	-	-	0.000	0.000	0.000		1.98	-	-			0.000	0.000	0.000		0.001	-	-	0.000	0.000	0.000		0.001	-	-				0.032							
3.400	0.000	0.000	0.000		1.77	-	-	0.000	0.000	0.000		1.78	-	-			0.000	0.000	0.000		0.001	-	-	0.000	0.000	0.000		0.001	-	-				0.034							
3.600	0.000	0.000	0.000		1.57	-	-	0.000	0.000	0.000		1.58	-	-			0.000	0.000	0.000		0.001	-	-	0.000	0.000	0.000		0.002	-	-				0.036							
3.800	0.000	0.000	0.000		1.37	-	-	0.000	0.000	0.000		1.38	-	-			0.000	0.000	0.000		0.001	-	-	0.000	0.000	0.000		0.001	-	-				0.038							
4.000	0.000	0.000	0.000		1.17	-	-	0.000	0.000	0.000		1.18	-	-			0.000	0.000	0.000		0.001	-	-	0.000	0.000	0.000		0.004	-	-				0.040							
4.400	0.000	0.000	0.000		0.772	-	-	0.000	0.000	0.000		0.806	-	-			0.000	0.000	0.000		0.001	-	2	0.000	0.000	0.000		0.028	-	-				0.044							
4.800	0.000	0.000	0.000		0.385	-	2	0.000	0.000	0.000		0.483	-	-			0.000	0.000	0.000		0.013	-	-	0.000	0.000	0.000		0.104	-	-				0.048							
5.200	0.000	0.000	0.000		0.105	-	-	0.280	0.280	0.280	0.280	0.280	3	4			0.000	0.000	0.000		0.133	-	-	0.000	0.000	0.000		0.270	-	-				0.052							
5.600	0.000	0.000	0.000		0.011	-	-	0.000	0.000	0.000		0.111	-	-			0.000	0.000	0.000		0.439	-	-	0.000	0.000	0.000		0.531	-	-				0.056							
6.000	0.000	0.000	0.000		0.002	-	-	0.000	0.000	0.000		0.042	-	-			0.000	0.000	0.000		0.830	-	-	0.000	0.000	0.000		0.863	-	-				0.060							
6.400	0.000	0.000	0.000		0.002	-	-	0.000	0.000	0.000		0.013	-	-			0.000	0.000	0.000		1.23	-	-	0.000	0.000	0.000		1.24	-	-				0.064							
6.800	0.000	0.000	0.000		0.001	-	-	0.000	0.000	0.000		0.004	-	-			0.000	0.000	0.000		1.63	-	-	0.000	0.000	0.000		1.63	-	-				0.068							
7.200	0.000	0.000	0.000		0.001	-	-	0.000	0.000	0.000		0.001	-	-			0.000	0.000	0.000		2.03	-	-	0.000	0.000	0.000		2.03	-	-				0.072							
7.600	0.000	0.000	0.000		0.001	-	-	0.000	0.000	0.000		0.001	-	-			0.000	0.000	0.000		2.43	-	-	0.000	0.000	0.000		2.43	-	-				0.076							
Totals:						0	2							3	4	0	0							0	2							0	270	0	0						
Number of Trades:						0							1							0							0.00							0							

OPAP (CR)

(Contract Size: 100 Securities, Exercise Style: American, Physical Delivery)

Call Options														Put Options																					
May 2023							June 2023							Other Months		May 2023							June 2023							Other Months					
Exerise Price	Open price	Price max	Price min	Last price	Closing price	Volume	Open Interest	Open price	Price max	Price min	Last price	Closing price	Volume	Open Interest	Volume	Open Interest	Open price	Price max	Price min	Last price	Closing price	Volume	Open Interest	Open price	Price max	Price min	Last price	Closing price	Volume	Open Interest	Volume	Open Interest	Exerise Price		
8.800						-	-	0.000	0.000	0.000		7.36	-	-								-	-	0.000	0.000	0.000		0.001	-	-			0.088		
9.200						-	-	0.000	0.000	0.000		6.96	-	-								-	-	0.000	0.000	0.000		0.001	-	-			0.092		
9.600	0.000	0.000	0.000		6.54	-	-	0.000	0.000	0.000		6.56	-	-			0.000	0.000	0.000		0.001	-	-	0.000	0.000	0.000		0.001	-	-			0.096		
10.000	0.000	0.000	0.000		6.14	-	-	0.000	0.000	0.000		6.16	-	-			0.000	0.000	0.000		0.001	-	-	0.000	0.000	0.000		0.001	-	-			0.100		
11.000	0.000	0.000	0.000		5.14	-	-	0.000	0.000	0.000		5.16	-	-			0.000	0.000	0.000		0.001	-	-	0.000	0.000	0.000		0.001	-	-			0.110		
12.000	0.000	0.000	0.000		4.15	-	-	0.000	0.000	0.000		4.16	-	-			0.000	0.000	0.000		0.001	-	-	0.000	0.000	0.000		0.001	-	-			0.120		
13.000	0.000	0.000	0.000		3.15	-	-	0.000	0.000	0.000		3.17	-	-			0.000	0.000	0.000		0.002	-	-	0.000	0.000	0.000		0.004	-	-			0.130		
14.000	0.000	0.000	0.000		2.15	-	-	0.000	0.000	0.000		2.20	-	-			0.000	0.000	0.000		0.001	-	20	0.000	0.000	0.000		0.036	-	-			0.140		
15.000	0.000	0.000	0.000		1.15	-	-	0.000	0.000	0.000		1.34	-	-			0.000	0.000	0.000		0.006	-	32	0.000	0.000	0.000		0.169	-	-			0.150		
16.000	0.000	0.000	0.000		0.328	-	14	0.000	0.000	0.000		0.684	-	50			0.000	0.000	0.000		0.181	-	-	0.000	0.000	0.000		0.514	-	-			0.160		
17.000	0.000	0.000	0.000		0.027	-	-	0.000	0.000	0.000		0.281	-	-			0.000	0.000	0.000		0.882	-	-	0.000	0.000	0.000		1.11	-	-			0.170		
18.000	0.000	0.000	0.000		0.004	-	-	0.000	0.000	0.000		0.095	-	-			0.000	0.000	0.000		1.86	-	-	0.000	0.000	0.000		1.93	-	-			0.180		
19.000	0.000	0.000	0.000		0.001	-	-	0.000	0.000	0.000		0.026	-	-			0.000	0.000	0.000		2.86	-	-	0.000	0.000	0.000		2.87	-	-			0.190		
20.000	0.000	0.000	0.000		0.001	-	-	0.000	0.000	0.000		0.006	-	-			0.000	0.000	0.000		3.86	-	-	0.000	0.000	0.000		3.86	-	-			0.200		
22.000	0.000	0.000	0.000		0.001	-	-	0.000	0.000	0.000		0.001	-	-			0.000	0.000	0.000		5.86	-	-	0.000	0.000	0.000		5.86	-	-			0.220		
Totals:						0	14							0	50	0	0							0	52							0	0	0	0
Number of Trades:						0							0									0.00							0			0			

OTE (CR)

(Contract Size: 100 Securities, Exercise Style: American, Physical Delivery)

Call Options																Put Options																	
May 2023							June 2023							Other Months		May 2023							June 2023							Other Months			
Exercise Price	Open price	Price max	Price min	Last price	Closing price	Volume	Open Interest	Open price	Price max	Price min	Last price	Closing price	Volume	Open Interest	Volume	Open Interest	Open price	Price max	Price min	Last price	Closing price	Volume	Open Interest	Open price	Price max	Price min	Last price	Closing price	Volume	Open Interest	Volume	Open Interest	Exercise Price
9.200	0.000	0.000	0.000		4.26	-	-	0.000	0.000	0.000		4.28	-	-			0.000	0.000	0.000		0.001	-	-	0.000	0.000	0.000		0.001	-	-			0.092
9.600	0.000	0.000	0.000		3.86	-	-	0.000	0.000	0.000		3.88	-	-			0.000	0.000	0.000		0.001	-	-	0.000	0.000	0.000		0.001	-	-			0.096
10.000	0.000	0.000	0.000		3.46	-	-	0.000	0.000	0.000		3.48	-	-			0.000	0.000	0.000		0.001	-	-	0.000	0.000	0.000		0.001	-	-			0.100
11.000	0.000	0.000	0.000		2.46	-	-	0.000	0.000	0.000		2.48	-	-			0.000	0.000	0.000		0.003	-	-	0.000	0.000	0.000		0.002	-	-			0.110
12.000	0.000	0.000	0.000		1.47	-	-	0.000	0.000	0.000		1.52	-	-			0.000	0.000	0.000		0.002	-	-	0.000	0.000	0.000		0.033	-	-			0.120
13.000	0.000	0.000	0.000		0.558	-	-	0.000	0.000	0.000		0.714	-	-			0.000	0.000	0.000		0.092	-	4	0.000	0.000	0.000		0.229	-	-			0.130
14.000	0.000	0.000	0.000		0.083	-	-	0.000	0.000	0.000		0.233	-	-			0.000	0.000	0.000		0.618	-	-	0.000	0.000	0.000		0.749	-	-			0.140
15.000	0.000	0.000	0.000		0.003	-	-	0.000	0.000	0.000		0.050	-	-			0.000	0.000	0.000		1.54	-	-	0.000	0.000	0.000		1.57	-	-			0.150
16.000	0.000	0.000	0.000		0.001	-	-	0.000	0.000	0.000		0.007	-	-			0.000	0.000	0.000		2.54	-	-	0.000	0.000	0.000		2.54	-	-			0.160
17.000	0.000	0.000	0.000		0.001	-	-	0.000	0.000	0.000		0.001	-	-			0.000	0.000	0.000		3.54	-	-	0.000	0.000	0.000		3.54	-	-			0.170
18.000	0.000	0.000	0.000		0.001	-	-	0.000	0.000	0.000		0.001	-	-			0.000	0.000	0.000		4.54	-	-	0.000	0.000	0.000		4.54	-	-			0.180
19.000	0.000	0.000	0.000		0.001	-	-	0.000	0.000	0.000		0.001	-	-			0.000	0.000	0.000		5.54	-	-	0.000	0.000	0.000		5.54	-	-			0.190
20.000	0.000	0.000	0.000		0.001	-	-	0.000	0.000	0.000		0.001	-	-			0.000	0.000	0.000		6.54	-	-	0.000	0.000	0.000		6.54	-	-			0.200
22.000						-	-	0.000	0.000	0.000		0.001	-	-								-	-	0.000	0.000	0.000		8.54	-	-			0.220
24.000						-	-	0.000	0.000	0.000		0.001	-	-								-	-	0.000	0.000	0.000		10.54	-	-			0.240
Totals:						0	0						0	0	0	0						0	4					0	0	0	0		
Number of Trades:						0							0		0							0.00					0		0				

PIRAEUS FINANCIAL HOLD (CR)

(Contract Size: 100 Securities, Exercise Style: American, Physical Delivery)

Call Options														Put Options																						
May 2023								June 2023								Other Months		May 2023								June 2023								Other Months		
Exercise Price	Open price	Price max	Price min	Last price	Closing price	Volume	Open Interest	Open price	Price max	Price min	Last price	Closing price	Volume	Open Interest	Volume	Open Interest	Open price	Price max	Price min	Last price	Closing price	Volume	Open Interest	Open price	Price max	Price min	Last price	Closing price	Volume	Open Interest	Volume	Open Interest	Exercise Price			
0.500						-	-	0.000	0.000	0.000		1.81	-	-							0.000	0.000	0.000	0.001	-	-						0.005				
0.550						-	-	0.000	0.000	0.000		1.76	-	-							0.000	0.000	0.000	0.001	-	-						0.006				
0.600						-	-	0.000	0.000	0.000		1.71	-	-							0.000	0.000	0.000	0.001	-	-						0.006				
0.650						-	-	0.000	0.000	0.000		1.66	-	-							0.000	0.000	0.000	0.001	-	-						0.007				
0.700						-	-	0.000	0.000	0.000		1.61	-	-							0.000	0.000	0.000	0.001	-	-						0.007				
0.750						-	-	0.000	0.000	0.000		1.56	-	-							0.000	0.000	0.000	0.001	-	-						0.008				
0.800						-	-	0.000	0.000	0.000		1.51	-	-							0.000	0.000	0.000	0.001	-	-						0.008				
0.850						-	-	0.000	0.000	0.000		1.46	-	-							0.000	0.000	0.000	0.001	-	-						0.009				
0.900						-	-	0.000	0.000	0.000		1.41	-	-							0.000	0.000	0.000	0.001	-	-						0.009				
0.950						-	-	0.000	0.000	0.000		1.36	-	-							0.000	0.000	0.000	0.001	-	-						0.010				
1.000						-	-	0.000	0.000	0.000		1.31	-	-							0.000	0.000	0.000	0.001	-	-						0.010				
1.100						-	-	0.000	0.000	0.000		1.21	-	-							0.000	0.000	0.000	0.001	-	-						0.011				
1.200						-	-	0.000	0.000	0.000		1.11	-	-							0.000	0.000	0.000	0.001	-	-						0.012				
1.300	0.000	0.000	0.000		1.01	-	-	0.000	0.000	0.000		1.01	-	-			0.000	0.000	0.000		0.001	-	-	0.000	0.000	0.000	0.001	-	-				0.013			
1.400	0.000	0.000	0.000		0.911	-	-	0.000	0.000	0.000		0.913	-	-			0.000	0.000	0.000		0.001	-	-	0.000	0.000	0.000	0.001	-	-				0.014			
1.500	0.000	0.000	0.000		0.811	-	-	0.000	0.000	0.000		0.813	-	-			0.000	0.000	0.000		0.001	-	-	0.000	0.000	0.000	0.002	-	-				0.015			
1.600	0.000	0.000	0.000		0.711	-	-	0.000	0.000	0.000		0.714	-	-			0.000	0.000	0.000		0.001	-	-	0.000	0.000	0.000	0.001	-	-				0.016			
1.700	0.000	0.000	0.000		0.611	-	-	0.000	0.000	0.000		0.615	-	-			0.000	0.000	0.000		0.001	-	-	0.000	0.000	0.000	0.002	-	-				0.017			
1.800	0.000	0.000	0.000		0.511	-	-	0.000	0.000	0.000		0.519	-	-			0.000	0.000	0.000		0.003	-	-	0.000	0.000	0.000	0.005	-	-				0.018			
1.900	0.000	0.000	0.000		0.412	-	-	0.000	0.000	0.000		0.427	-	-			0.000	0.000	0.000		0.001	-	-	0.000	0.000	0.000	0.013	-	-				0.019			
2.000	0.000	0.000	0.000		0.317	-	-	0.000	0.000	0.000		0.341	-	-			0.000	0.000	0.000		0.006	-	-	0.000	0.000	0.000	0.027	-	-				0.020			
2.200	0.000	0.000	0.000		0.153	-	3	0.000	0.000	0.000		0.198	-	2			0.027	0.027	0.027	0.027	0.027	20	20	0.000	0.000	0.000	0.084	-	-				0.022			
2.400	0.000	0.000	0.000		0.053	-	-	0.000	0.000	0.000		0.100	-	-			0.000	0.000	0.000		0.142	-	-	0.000	0.000	0.000	0.186	-	-				0.024			
2.600	0.000	0.000	0.000		0.013	-	-	0.000	0.000	0.000		0.045	-	-			0.000	0.000	0.000		0.302	-	-	0.000	0.000	0.000	0.330	-	-				0.026			
2.800	0.000	0.000	0.000		0.002	-	-	0.000	0.000	0.000		0.018	-	-			0.000	0.000	0.000		0.491	-	-	0.000	0.000	0.000	0.504	-	-				0.028			
3.000	0.000	0.000	0.000		0.003	-	-	0.000	0.000	0.000		0.006	-	-			0.000	0.000	0.000		0.690	-	-	0.000	0.000	0.000	0.693	-	-				0.030			
3.200	0.000	0.000	0.000		0.001	-	-	0.000	0.000	0.000		0.002	-	-			0.000	0.000	0.000		0.890	-	-	0.000	0.000	0.000	0.890	-	-				0.032			
3.400	0.000	0.000	0.000		0.002	-	-	0.000	0.000	0.000		0.001	-	-			0.000	0.000	0.000		1.09	-	-	0.000	0.000	0.000	1.09	-	-				0.034			
Totals:						0	3							0	2	0	0							0	20							0	3	0	0	
Number of Trades:						0								0		0								1.00								0		0		

PPC (CR)

(Contract Size: 100 Securities, Exercise Style: American, Physical Delivery)

Call Options															Put Options																																																	
May 2023															June 2023															Other Months		May 2023															June 2023															Other Months		
Exercise Price	Open price	Price max	Price min	Last price	Closing price	Volume	Open Interest	Open price	Price max	Price min	Last price	Closing price	Volume	Open Interest	Volume	Open Interest	Open price	Price max	Price min	Last price	Closing price	Volume	Open Interest	Open price	Price max	Price min	Last price	Closing price	Volume	Open Interest	Volume	Open Interest	Exercise Price																															
3.400						-	-	0.000	0.000	0.000		4.87	-	-								-	-	0.000	0.000	0.000		0.001	-	-			0.034																															
3.600						-	-	0.000	0.000	0.000		4.67	-	-								-	-	0.000	0.000	0.000		0.001	-	-			0.036																															
3.800						-	-	0.000	0.000	0.000		4.47	-	-								-	-	0.000	0.000	0.000		0.001	-	-			0.038																															
4.000						-	-	0.000	0.000	0.000		4.27	-	-								-	-	0.000	0.000	0.000		0.001	-	-			0.040																															
4.400						-	-	0.000	0.000	0.000		3.87	-	-								-	-	0.000	0.000	0.000		0.001	-	-			0.044																															
4.800						-	-	0.000	0.000	0.000		3.47	-	-								-	-	0.000	0.000	0.000		0.001	-	-			0.048																															
5.200						-	-	0.000	0.000	0.000		3.07	-	-								-	-	0.000	0.000	0.000		0.001	-	-			0.052																															
5.600	0.000	0.000	0.000		2.66	-	-	0.000	0.000	0.000		2.67	-	-			0.000	0.000	0.000		0.001	-	-	0.000	0.000	0.000		0.001	-	-			0.056																															
6.000	0.000	0.000	0.000		2.26	-	-	0.000	0.000	0.000		2.27	-	-			0.000	0.000	0.000		0.001	-	-	0.000	0.000	0.000		0.001	-	-			0.060																															
6.400	0.000	0.000	0.000		1.86	-	-	0.000	0.000	0.000		1.88	-	-			0.000	0.000	0.000		0.001	-	-	0.000	0.000	0.000		0.005	-	-			0.064																															
6.800	0.000	0.000	0.000		1.46	-	-	0.000	0.000	0.000		1.49	-	-			0.000	0.000	0.000		0.001	-	1	0.000	0.000	0.000		0.019	-	-			0.068																															
7.200	0.000	0.000	0.000		1.06	-	-	0.000	0.000	0.000		1.13	-	-			0.000	0.000	0.000		0.001	-	4	0.000	0.000	0.000		0.055	-	-			0.072																															
7.600	0.000	0.000	0.000		0.676	-	55	0.000	0.000	0.000		0.809	-	56			0.000	0.000	0.000		0.013	-	-	0.000	0.000	0.000		0.134	-	-			0.076																															
8.000	0.000	0.000	0.000		0.342	-	50	0.000	0.000	0.000		0.540	-	-			0.000	0.000	0.000		0.079	-	5	0.000	0.000	0.000		0.265	-	-			0.080																															
8.400	0.000	0.000	0.000		0.125	-	11	0.000	0.000	0.000		0.341	-	-			0.000	0.000	0.000		0.262	-	-	0.000	0.000	0.000		0.465	-	-			0.084																															
8.800	0.000	0.000	0.000		0.031	-	5	0.219	0.219	0.219	0.219	0.219	1	2			0.000	0.000	0.000		0.568	-	-	0.000	0.000	0.000		0.722	-	-			0.088																															
9.200	0.000	0.000	0.000		0.005	-	-	0.000	0.000	0.000		0.108	-	-			0.000	0.000	0.000		0.943	-	-	0.000	0.000	0.000		1.03	-	-			0.092																															
9.600	0.000	0.000	0.000		0.001	-	-	0.000	0.000	0.000		0.056	-	-			0.000	0.000	0.000		1.34	-	-	0.000	0.000	0.000		1.38	-	-			0.096																															
10.000	0.000	0.000	0.000		0.001	-	-	0.000	0.000	0.000		0.027	-	-			0.000	0.000	0.000		1.74	-	-	0.000	0.000	0.000		1.76	-	-			0.100																															
11.000	0.000	0.000	0.000		0.001	-	-	0.000	0.000	0.000		0.003	-	-			0.000	0.000	0.000		2.74	-	-	0.000	0.000	0.000		2.74	-	-			0.110																															
Totals:						0	121							1	58	0	0							0	10							0	3	0	0																													
Number of Trades:						0							1			0							0.00							0			0																															

Lending Products	Underlying Title	Multilateral Transactions[1]					Bilateral Transactions[2]		Stock Borrowing through OTC (volume)[3]
		Open Interest[5]	Volume(Offered)	Average Weighted	Transactions volume	Average Weighted	Transactions Volume	Average Weighted	Transactions Volume
ADMIEBOR	ADMIE (IPTO) HOLDING S.A. (CR)	---	---	---	---	---	---	---	500,153
AEGNBOR	AEGEAN AIRLINES (CR)	---	---	---	---	---	---	---	24,094
ALPHABOR	ALPHA SERVICES HOLD (CR)	---	---	---	---	---	---	---	59,236,829
ALMYBOR	ALUMIL (CR)	---	---	---	---	---	---	---	---
OTOELBOR	AUTOHELLAS SA (CR)	11,360	---	---	---	---	---	---	46,960
AVAXBOR	AVAX S.A. (CR)	---	---	---	---	---	---	---	---
EEEBOR	CC HBC AG (CR)	8,986	---	---	---	---	---	---	41,108
CENERBOR	CENERGY HOLDINGS (CB)	---	---	---	---	---	---	---	---
ELLAKTORBOR	ELLAKTOR (CR)	9,960	---	---	---	---	---	---	14,176
ELHABOR	ELVALHALCOR (CR)	30,389	---	---	---	---	---	---	64,887
EUROBBOR	EUROBANK HOLDINGS (CR)	105,987	---	---	---	---	---	---	34,076,283
EYDAPBOR	EYDAP S.A. (CR)	17,951	---	---	---	---	---	---	181,574
FFGRPBOR	FOLLI FOLLIE (CR)	---	---	---	---	---	---	---	886,310
FOYRKBOR	FOURLIS (CR)	---	---	---	---	---	---	---	31,786
GEKTERNABOR	GEK TERNA (CR)	---	---	---	---	---	---	---	1,293
SARBOR	GR. SARANTIS S.A. (CR)	564	---	---	---	---	---	---	42,209
EXAEBOR	HELLENIC EXCHANGES-A.S.E. (CR)	1,000	---	---	---	---	---	---	163,401
ELPEBOR	HELLENIQ ENERGY (CR)	---	---	---	---	---	---	---	394,870
INTRKBOR	INTRACOM HOLDINGS (CR)	---	---	---	---	---	---	---	---
INKATBOR	INTRAKAT (CR)	---	---	---	---	---	---	---	---
BELABOR	JUMBO SA (CR)	45,336	---	---	4,000	4.50%	---	---	360,705
LAMDABOR	LAMDA DEVELOPMENT SA (CR)	---	---	---	---	---	---	---	487,450
MIGBOR	MIG (CR)	---	---	---	---	---	---	---	---
MOHBOR	MOTOR OIL (CR)	21,402	---	---	213	5.80%	---	---	1,418,911
MYTILBOR	MYTILINEOS (CR)	1,750	---	---	---	---	---	---	118,488
ETEBOR	NATIONAL BANK (CR)	1,500	---	---	---	---	---	---	10,519,301
OPAPBOR	OPAP (CR)	2,000	---	---	---	---	---	---	1,430,101
HTOBOR	OTE (CR)	---	---	---	---	---	---	---	1,036,257
PPABOR	P.P.A. S.A. (CR)	3,250	---	---	---	---	---	---	65,287
TPEIRBOR	PIRAEUS FINANCIAL HOLD (CR)	5,000	---	---	---	---	---	---	914,308
PPCBOR	PPC (CR)	3,000	---	---	---	---	---	---	1,678,343

Stock Lending Notes

[1] - Multilateral contracts Lending or Borrowing as per Methods 8-1, 8-2 and 8-3-3 (According to ATHEX BoD Resolution No.17)

[2] - Bilateral Contracts Lending or Borrowing as per Methods 8-3-1 and 8-3-2 (According to ATHEX BoD Resolution No.20)

[3] - The information concerning OTC Stock Borrowing Transactions is based on the statements of the Dematerialised Securities System (DSS) operators involved and refers to volumes that have been registered up until the previous working day.

[4] - Average Price (Volume weighted)

[5] - The Data concerning Open Interest before the start of trading session

Lending Products	Underlying Title	Multilateral Transactions[1]					Bilateral Transactions[2]		Stock Borrowing through OTC (volume)[3]
		Open Interest[5]	Volume(Offered)	Average Weighted	Transactions volume	Average Weighted	Transactions Volume	Average Weighted	Transactions Volume
QUALBOR	QUALITY & RELIABILITY SA (CR)	---	---	---	---	---	---	---	---
QUESTBOR	QUEST HOLDINGS (CR)	11,143	---	---	---	---	---	---	59,191
TENERGYBOR	TERNA ENERGY (CR)	---	---	---	---	---	---	---	113,168
TITCBOR	TITAN CEMENT (CB)	2,200	---	---	---	---	---	---	348,803
VIOBOR	VIOHALCO SA/NV (CB)	21,477	---	---	---	---	---	---	---

Stock Lending Notes

[1] - Multilateral contracts Lending or Borrowing as per Methods 8-1, 8-2 and 8-3-3 (According to ATHEX BoD Resolution No.17)

[2] - Billateral Contracts Lending or Borrowing as per Methods 8-3-1 and 8-3-2 (According to ATHEX BoD Resolution No.20)

[3] - The information concerning OTC Stock Borrowing Transactions is based on the statements of the Dematerialised Securities System (DSS) operators involved and refers to volumes that have been registered up until the previous working day.

[4] - Average Price (Volume weighted)

[5] - The Data concerning Open Interest before the start of trading session

Sectors codification for listed companies

12003 -	ETF	10101010	Computer Services
10101015	Software	10102030	Computer Hardware
15101010	Telecommunications Equipment	15102015	Telecommunications Services
20101010	Health Care Facilities	20101025	Health Care Services
20102010	Medical Equipment	20103015	Pharmaceuticals
30101010	Banks	30202000	Diversified Financial Services
30202010	Asset Managers & Custodians	30202015	Investment Services
30204000	Closed End Investments	30302010	Full Line Insurance
30302015	Insurance Brokers	30302025	Property and Casualty Insurance
35101010	Real Estate Holding and Development	35101015	Real Estate Services
35102000	Diversified REITs	35102030	Office REITs
40201040	Rental & Leasing Services: Consumer	40202010	Home Construction
40202015	Household Furnishings	40202020	Household Appliance
40203040	Electronic Entertainment	40203045	Toys
40204020	Clothing & Accessories	40301010	Entertainment
40301030	Publishing	40301035	Radio & TV Broadcasters
40401010	Diversified Retailers	40401020	Apparel Retailers
40401025	Home Improvement Retailers	40401030	Specialty Retailers
40501010	Airlines	40501015	Travel & Tourism
40501020	Casinos & Gambling	40501025	Hotels & Motels
45101015	Distillers & Vintners	45101020	Soft Drinks
45102010	Farming Fishing Ranching & Plantations	45102020	Food Products
45103010	Tobacco	45201010	Food Retailers & Wholesalers
45201020	Personal Products	50101010	Construction
50101020	Building Roof/Wallboard and Plumbing	50101030	Cement
50101035	Building Materials: Other	50202010	Electrical Components
50203000	Diversified Industrials	50203015	Plastics
50203030	Containers & Packaging	50204000	Machinery: Industrial
50204020	Machinery: Construction & Handling	50205010	Industrial Suppliers
50205020	Back Office Support HR & Consulting	50205030	Forms & Bulk Printing Services
50206015	Commercial Vehicles & Parts	50206030	Marine Transportation
50206060	Transportation Services	55101000	Diversified Materials
55101020	Textile Products	55102000	General Mining
55102010	Iron & Steel	55102015	Metal Fabricating
55102035	Aluminum	60101020	Oil Refining and Marketing
65101010	Alternative Electricity	65101015	Conventional Electricity
65102030	Water		



ATHEX
Athens Stock Exchange

Λεωφ. Αθηνών 110 104 42 Αθήνα
110, Athinon Ave. GR 104 42 Athens
tel. (+30)210-33.66.800, fax (+30)210-33.66.101
www.athexgroup.gr