

23

Ημερήσιο Δελτίο
Συναλλακτικής Δραστηριότητας

Daily Official List
of Trading Activity

Tuesday, 16 May, 2023

Year: 144 Trading Day No: 90



ATHEXGROUP
Athens Exchange Group

Disclaimer:

Hellenic Exchanges-Athens Stock Exchange S.A. endeavours to ensure that the data and other material ("Information") presented on the Daily Official List are accurate and complete, but it is not liable for any errors or omissions of data or /and for the accuracy, credibility, updating and completeness of the aforesaid information nor it has any liability arising directly or indirectly from the use of the above Information.

The Company is not liable for the accuracy of the data included in listed companies' announcements. Only the sender of such an announcement is fully and solely liable for any infringement of third party's rights from the content of such announcement. All contents of the Daily Official List are provided only for information purposes and do not constitute investment advice or solicitation to invest in securities or other products listed for trading on the Exchange.

You acknowledge and agree that the Company is the owner of any property rights related to any Information appearing on the Daily Official List including intellectual property rights copyright, trademarks, etc.

The above data are a property of the Hellenic Exchanges-Athens Exchange and are copyright protected. Users are forbidden to reproduce, modify, copy, sale, transmit or redistribute, by all reproduction means and methods, part or the whole of the above data, without reference to their source.

The commercial exploitation of these data is, also, forbidden by third parties. Hellenic Exchanges-Athens Exchange does not carry any responsibility, direct or indirect, derived from usage or accidental alteration of the above data when used by third parties.

Hellenic Exchanges – Athens Stock Exchange S.A.

110 Athinon Ave., 10442 Athens, Tel: (210) 33.66.800, Fax: (210) 32.13.938

www.athexgroup.gr

Thessalonica Stock Exchange Center (T.S.E.C)

16-18 Katouni Str., Thessalonica 546 25 Tel: (2310) 567.667, Fax: (2310) 530.545

Athex Members Guarantee Fund

14-16 Fidiou Str., Athens 106 78, Tel: (210) 33.04.682, Fax: (210) 33.04.155

Hellenic Republic Capital Market Commission

1 Kolokotroni Str. & 1 Stadiou Str., Athens 10562 Tel: (210) 33.77.100 Fax: (210) 33.77.173

Table of Contents

Section 1: Statistical Figures of Securities, Derivatives and Lending

Summary of Markets

Athex Indices

Analytic Figures for Athex Market's Boards and Categories

Trading Details by Athex Sectors and Financial Instruments (ETFs)

Top 10 best & worst performing Shares

Derivatives Summary

Section 2: Analytic Figures of Shares Transactions

Analytic Figures of Shares Transactions

Shares' Notes

Section 3: Figures of Securities Transactions

Securities Blocks Details

Shares Rights Details

Stock Borrowing

Forced Sales Details

Forced Sales Registered Shares

Exchange Traded Funds (ETFs) Characteristics

Section 5: Bonds traded in Fixed Income Assets Market

Convertible Corporate Bonds - Regulated Market

Non Convertible Corporate Bonds - Regulated Market

Government Bonds

Treasury Bills & Zero Coupon Government Bonds

Government Bonds Traded with the Open Outcry Method

State Banks Bonds

Section 6: Additional Infos

Athex & ATHEXClear Members List

List of Stocks under Market Making operations

Section 7: Derivatives Market Analytic Figures

Index Futures

Stock Futures

Index Options

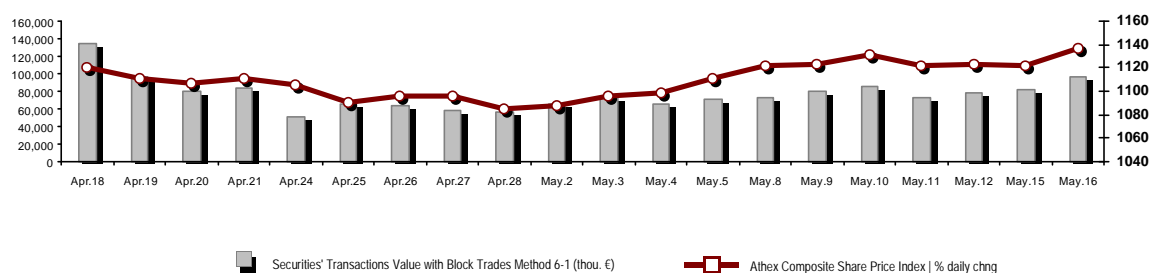
Stock Options

Stock Lending Analytic Figures

Appendix A: Sectors codification for listed companies

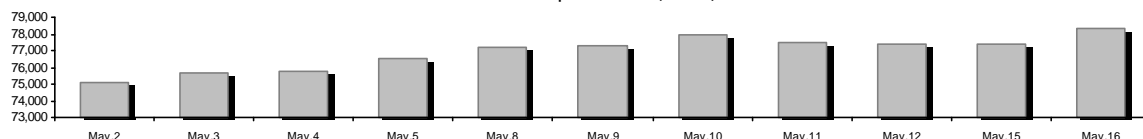
Summary of Markets

Athex Composite Share Price Index vs Shares and Derivatives Transactions Value

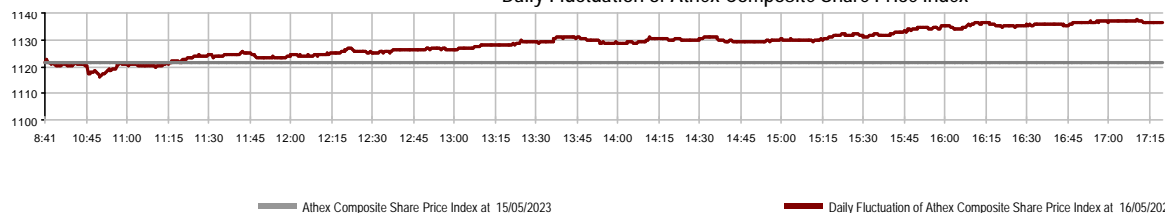


Athex Capitalisation (mill. €) **: Daily change: mill. € % Yearly Avg Capitalisation: mill. € % chng prev year Avg	78,344.34 1,005.54 1.30% 73,011.72 15.78%	Derivatives Total Open Interest in Index Futures % daily chng in Stock Futures % daily chng in Index Options % daily chng in Stock Options % daily chng	431,720 7,070 0.54% 422,295 1.56% 1,704 7.71% 651 0.00%
Athex Composite Share Price Index % daily chng Athex Composite Share Price Index Capitalisation (mill. €) Daily change (mill. €)	1,136.44 1.32% 71,050.09 994.54	Derivatives Contracts Volume: Daily change: pieces % YtD Avg Derivatives Contracts % chng prev year Avg	54,099 29,469 119.65% 45,241 31.70%
Securities' Transactions Value with Block Trades Method 6-1 (t) Daily change: % YtD Avg Trans. Value: thou. € % chng prev year Avg	96,460.33 13,861.63 16.78% 100,892.59 39.64%	Derivatives Trades Number: Daily change: number % YtD Avg Trades number % chng prev year Avg	2,232 542 32.07% 2,353 14.52%
Blocks Transactions Value of Method 6-1 (thou. €) Blocks Transactions Value of Method 6-2 & 6-3 (thou. €) Bonds Transactions Value (thou.€)	12,036.59 0.00 1,031.25	Lending Total Open Interest Daily change: pieces % Lending Volume (Multilateral/Bilateral) Daily change: pieces %	313,058 4,590 1.49% 3,200 -1,390
Securities' Transactions Volume with Block Trades Method 6-1 (tho) Daily change: thou. pieces % YtD Avg Volume: % chng prev year Avg	28,058.83 9,406.00 50.43% 40,284.38 42.09%	Multilateral Lending Bilateral Lending	700 2,500
Blocks Transactions Volume of Method 6-1 (thou. Pieces) Blocks Transactions Volume of Method 6-2 & 6-3 (thou. Pieces) Bonds Transactions Volume	3,902.32 0.00 1,126,000	Lending Trades Number: Daily change: % Multilateral Lending Trades Number Bilateral Lending Trades Number	6 -6 5 1
Securities' Trades Number with Block Trades Method 6-1 Daily change: number % YtD Avg Trades number % chng prev year Avg Number of Blocks Method 6-1 Number of Blocks Method 6-2 & 6-3 Number of Bonds Transactions	32,843 7,682 30.53% 35,349 20.17% 23 0 185		

Athex Capitalisation (mill. €) **



Daily Fluctuation of Athex Composite Share Price Index



Athex Indices

Index name	16/05/2023	15/05/2023	pts.	%	Min	Max	Year min	Year max	Year change
Athex Composite Share Price Index	1,136.44 #	1,121.65	14.79	1.32%	1,116.33	1,137.65	929.79	1,140.96	22.23% #
Athex ESG Index	1,300.13 #	1,278.53	21.60	1.69%	1,271.99	1,301.54	1,057.52	1,311.72	22.92% #
FTSE/Athex Large Cap	2,777.39 #	2,730.92	46.47	1.70%	2,716.01	2,780.68	2,250.77	2,795.71	23.36% #
FTSE/Athex Mid Cap Index	1,662.84 #	1,650.83	12.01	0.73%	1,648.14	1,664.83	1,411.43	1,664.83	17.81% #
FTSE/ATHEX High Dividend Yield Index	3,482.88 #	3,459.87	23.01	0.67%	3,446.54	3,489.68	3,028.28	3,547.10	15.01% #
FTSE/ATHEX Global Traders Index Plus	3,192.49 #	3,178.44	14.05	0.44%	3,164.65	3,201.71	2,616.09	3,217.08	22.03% #
FTSE/ATHEX Mid & Small Cap Factor-Weighted Ind	4,829.83 #	4,795.62	34.21	0.71%	4,783.94	4,834.95	4,353.12	4,965.04	9.88% #
ATHEX Select Index Plus	3,721.41 #	3,683.95	37.46	1.02%	3,673.69	3,726.23	3,071.06	3,726.23	21.18% #
ATHEX Select Index	5,346.96 #	5,324.01	22.95	0.43%	5,294.97	5,355.56	4,343.88	6,091.85	23.09% #
FTSE/Athex Market Index	665.18 #	655.44	9.74	1.49%	652.00	666.04	539.21	666.04	23.33% #
Athex Composite Index Total Return Index	2,017.12 #	1,990.86	26.26	1.32%	1,981.42	2,019.27	1,641.17	2,019.27	22.91% #
FTSE/Athex Large Cap Total Return	4,465.97 #	4,391.25	74.72	1.70%			3,623.42	4,465.97	24.02% #
FTSE/Athex Mid Cap Total Return	2,192.40 #	2,176.57	15.83	0.73%			1,881.61	2,192.40	18.02% #
Hellenic Mid & Small Cap Index	1,603.22 #	1,589.70	13.52	0.85%	1,585.37	1,603.72	1,365.14	1,603.72	17.44% #
FTSE/Athex Banks	884.13 #	847.28	36.85	4.35%	839.05	884.43	640.09	954.15	38.02% #
FTSE/Athex Insurance	2,659.90 €	2,675.19	-15.29	-0.57%	2,659.90	2,675.19	2,652.26	3,042.07	-9.37% €
FTSE/Athex Financial Services	1,045.94 €	1,057.41	-11.47	-1.08%	1,044.69	1,061.55	672.72	1,375.02	52.60% #
FTSE/Athex Industrial Goods & Services	6,103.18 #	5,991.67	111.51	1.86%	5,978.49	6,103.18	4,603.86	6,374.93	31.58% #
FTSE/Athex Retail	1,165.36 #	1,146.45	18.91	1.65%	1,143.23	1,169.73	901.21	1,169.73	29.31% #
FTSE/ATHEX Real Estate	3,772.73 €	3,781.69	-8.96	-0.24%	3,759.14	3,802.02	3,753.77	4,461.05	-7.37% €
FTSE/Athex Consumer Goods & Services	12,516.63 €	12,695.28	-178.65	-1.41%	12,516.63	12,816.21	8,974.47	12,912.86	36.68% #
FTSE/Athex Food & Beverage	10,946.65 €	11,016.05	-69.40	-0.63%	10,921.58	11,042.92	8,101.49	11,068.84	29.30% #
FTSE/Athex Basic Resources	7,522.71 #	7,444.19	78.52	1.05%	7,380.97	7,522.71	6,463.31	7,812.43	15.92% #
FTSE/Athex Construction & Materials	3,864.70 #	3,857.08	7.62	0.20%	3,821.85	3,880.77	3,204.90	3,880.77	20.59% #
FTSE/Athex Energy	4,882.40 €	4,900.22	-17.82	-0.36%	4,874.64	4,923.22	4,780.16	5,856.79	-2.93% €
FTSE/Athex Travel & Leisure	2,729.40 #	2,708.72	20.68	0.76%	2,708.72	2,743.40	2,196.17	2,799.03	23.10% #
FTSE/Athex Technology	2,354.70 #	2,333.40	21.30	0.91%	2,328.13	2,354.70	2,047.81	2,396.71	14.63% #
FTSE/Athex Telecommunications	3,841.09 #	3,760.42	80.67	2.15%	3,760.42	3,855.05	3,511.53	4,391.80	-5.66% €
FTSE/Athex Utilities	5,195.13 #	5,138.27	56.86	1.11%	5,122.33	5,204.56	4,598.77	5,289.37	12.97% #
FTSE/Athex Health Care	396.25 €	404.17	-7.92	-1.96%	393.98	408.70	390.59	469.84	-5.40% €
FTSE/Athex Personal Products	7,469.49 #	7,380.80	88.69	1.20%	7,359.11	7,607.91	6,441.87	7,905.24	13.07% #
Athex All Share Index	273.66 #	270.13	3.53	1.31%	273.66	273.66	231.11	273.66	18.86% #
MSCI GREECE REBASED	4,372.89 #	4,286.00	86.89	2.03%	4,262.82	4,378.02	4,125.04	4,379.26	--- -
Hellenic Corporate Bond Index	122.13 #	121.99	0.14	0.12%			118.78	122.13	2.64% #
Hellenic Corporate Bond Price Index	87.37 #	87.29	0.08	0.09%			85.96	87.55	1.32% #

Note 1: FTSE/Med 100, Hellenic Corporate Bond Price Index and Hellenic Corporate Bond Index closing prices refer to the previous trading day of 12/05/2023.

Note 2: The Hellenic Mid & Small Cap Index is a Customized index calculated by the Athens Exchange.

Analytic Figures for Athex Market's Boards and Categories

	Total Traded Securities	Main Market	Surveillance	Exchange Traded Funds (ETFs)
Totals	118	108	9	1
Gain / Lose / Same:	57 / 39 / 22	54 / 38 / 16	2 / 1 / 6	1 / 0 / 0
Athex Capitalisation (mill. €) **	78,344.34	77,996.27	348.06	
Daily Average Trans/ons Value(thou.€)	100,892.59	100,641.59	263.07	36.23
Transactions Value	96,460.33	96,382.52	77.76	0.06
Main Board:	83,730.73	83,652.92	77.76	0.06
Blocks Board 6_2_3:	12,036.59	12,036.59	0.00	0.00
Forced Sales Board:	693.00	693.00	0.00	0.00
Special Terms Board:	0.00	0.00	0.00	0.00
Daily Average Transactions Volume	40,284,376	39,070,907	1,220,210	1,415
Transactions Volume	28,058,829	27,588,885	469,942	2
Main Board:	24,114,507	23,644,563	469,942	2
Blocks Board 6_2_3:	3,902,322	3,902,322	0	0
Forced Sales Board:	42,000	42,000	0	0
Special Terms Board:	0	0	0	0
Daily Average Number of Trades	35,349	35,094	253	3
Number of Trades	32,843	32,744	97	2
Main Board:	32,818	32,719	97	2
Blocks Board 6_2_3:	23	23	0	0
Forced Sales Board:	2	2	0	0
Special Terms Board:	0	0	0	0

Trading Details by Athex Sectors and Financial Instruments (ETFs)

Code	Sectors	Gain / Lose / Same	Number of Trades	Transactions Volume	Transactions Value	% of Total Trans. Value
3010	- Banks	4 / 2 / 0	11,129	21,843,940	41,078,921.96	42.59%
5510	- Basic Resources	8 / 4 / 3	1,020	288,876	984,707.76	1.02%
5010	- Construction & Materials	3 / 7 / 4	1,976	636,174	2,960,534.27	3.07%
4020	- Consumer Products & Services	3 / 2 / 1	1,779	384,077	6,009,724.06	6.23%
6010	- Energy	2 / 2 / 0	2,367	315,223	5,155,710.30	5.34%
12000	- Financial Instruments	1 / 0 / 0	2	2	55.85	0.00%
3020	- Financial Services	1 / 2 / 1	619	75,431	325,899.79	0.34%
4510	- Food Beverage & Tobacco	3 / 2 / 1	215	28,240	665,462.01	0.69%
2010	- Health Care	0 / 2 / 1	92	79,334	45,093.85	0.05%
5020	- Industrial Goods & Services	10 / 6 / 1	3,677	1,064,739	13,211,320.50	13.70%
3030	- Insurance	0 / 1 / 0	5	258	899.02	0.00%
4030	- Media	0 / 1 / 0	48	36,846	19,297.36	0.02%
4520	- Personal Care, Drug & Grocery Stores	1 / 2 / 0	213	118,492	822,777.05	0.85%
3510	- Real Estate	3 / 1 / 5	997	329,930	1,323,142.26	1.37%
4040	- Retail	4 / 1 / 0	657	236,207	862,063.85	0.89%
1010	- Technology	5 / 2 / 3	1,004	514,516	1,997,077.48	2.07%
1510	- Telecommunications	2 / 0 / 0	2,013	680,410	9,312,394.05	9.65%
4050	- Travel & Leisure	3 / 2 / 1	2,044	684,223	5,854,121.13	6.07%
6510	- Utilities	4 / 0 / 1	2,986	741,911	5,831,125.83	6.05%

Top 10 best & worst performing Shares

Main Market					
With positive Price change	Closing price	change	With negative Price change	Closing price	change
EUROBANK HOLDINGS (CR)	1.437	5.27% #	MERMEREN KOMB. A.D. PR. (GDR)	37.6	-11.32% €
NATIONAL BANK (CR)	5.396	5.06% #	AUSTRIACARD (CB)	11.4	-4.20% €
ENTERSOFT (CR)	4.5	4.65% #	INTERWOOD-XYLEMPORIA (CR)	0.27	-3.23% €
PIRAEUS FINANCIAL HOLD (CR)	2.378	3.93% #	ELLAKTOR (CR)	2.07	-2.59% €
CENERGY HOLDINGS (CB)	4.92	3.47% #	JUMBO SA (CR)	21.96	-1.79% €
CRETE PLASTICS SA (CR)	16.5	3.13% #	MOTOR OIL (CR)	21.14	-1.21% €
KARELIA (CR)	340	3.03% #	MIG (CR)	3.775	-1.18% €
AEGEAN AIRLINES (CR)	8	2.83% #	IKTINOS HELLAS SA (CR)	0.51	-1.16% €
THESSALONIKA WATER & SEWERAGE	3.35	2.76% #	HELLENIC EXCHANGES-A.S.E. (CR)	4.225	-1.05% €
ALPHA SERVICES HOLD (CR)	1.215	2.53% #	INTRAKAT (CR)	1.626	-0.85% €
With the highest Transactions Value	Value (thou. €)	change	With the highest Transactions Volume	Volume	change
PIRAEUS FINANCIAL HOLD (CR)	14,895.66	3.93% #	ALPHA SERVICES HOLD (CR)	8,131,578	2.53% #
MYTILINEOS (CR)	11,003.06	1.91% #	PIRAEUS FINANCIAL HOLD (CR)	6,361,717	3.93% #
ALPHA SERVICES HOLD (CR)	9,733.67	2.53% #	EUROBANK HOLDINGS (CR)	5,800,372	5.27% #
OTE (CR)	9,304.80	2.15% #	NATIONAL BANK (CR)	1,548,246	5.06% #
EUROBANK HOLDINGS (CR)	8,247.26	5.27% #	OTE (CR)	679,215	2.15% #
NATIONAL BANK (CR)	8,172.79	5.06% #	PPC (CR)	430,522	1.81% #
MOTOR OIL (CR)	4,497.34	-1.21% €	MYTILINEOS (CR)	416,847	1.91% #
OPAP (CR)	4,358.86	0.57% #	OPAP (CR)	272,228	0.57% #
PPC (CR)	3,611.52	1.81% #	ENTERSOFT (CR)	262,359	4.65% #
JUMBO SA (CR)	3,265.05	-1.79% €	CENERGY HOLDINGS (CB)	244,866	3.47% #

Note: Stocks that are not included in the "Under Supervision" category, and the transactions value is more than 10,000 €.

Derivatives Summary

	Number of Trades	Volume	Open Interest
Index Futures	510	4,213	7,070
FTSE/Athex Banks	24	155	998
FTSE/Athex Large Cap	472	3,983	5,965
MSCI GREECE REBASED	14	75	107
Stock Futures	1,686	49,512	422,295
ADMIE (IPTO) HOLDING S.A. (CR)	7	33	12,516
AEGEAN AIRLINES (CR)	10	21	1,814
ALPHA SERVICES HOLD (CR)	369	25,441	172,808
AUTOHELLAS SA (CR)	4	16	83
AVAX S.A. (CR)	0	0	349
CC HBC AG (CR)	3	3	230
CENERGY HOLDINGS (CB)	22	168	6,530
ELLAKTOR (CR)	5	23	994
ELVALHALCOR (CR)	4	15	1,307
EUROBANK HOLDINGS (CR)	152	4,460	30,123
EYDAP S.A. (CR)	4	6	529
FOURLIS (CR)	69	435	1,534
GEK TERNA (CR)	4	20	8,224
HELLENIC EXCHANGES-A.S.E. (CR)	10	38	1,633
HELLENIQ ENERGY (CR)	6	26	1,554
INTRACOM HOLDINGS (CR)	3	5	4,621
INTRAKAT (CR)	9	140	8,644
JUMBO SA (CR)	6	8	390
LAMDA DEVELOPMENT SA (CR)	17	57	5,855
MIG (CR)	17	82	1,283
MOTOR OIL (CR)	36	109	1,815
MYTILINEOS (CR)	55	139	4,060
NATIONAL BANK (CR)	262	3,107	18,011
OPAP (CR)	24	124	1,736
OTE (CR)	53	276	10,760
P.P.A. S.A. (CR)	0	0	361
PIRAEUS FINANCIAL HOLD (CR)	357	13,924	82,611
PPC (CR)	77	444	25,038
QUEST HOLDINGS (CR)	3	10	96
TERNA ENERGY (CR)	5	19	10,332
TITAN CEMENT (CB)	31	87	645
VIOHALCO SA/NV (CB)	62	276	5,809
Index Options	35	372	1,704
FTSE/Athex Large Cap	35	372	1,704
Stock Options	1	2	651
ALPHA SERVICES HOLD (CR)	0	0	49
NATIONAL BANK (CR)	0	0	281
OPAP (CR)	0	0	116
OTE (CR)	0	0	4
PIRAEUS FINANCIAL HOLD (CR)	0	0	8
PPC (CR)	1	2	193
Total Derivatives Traded	2,232	54,099	431,720

Number of Outstanding Securities	Nominal Value	Dividends [1]			Date of Last Coupon Dividend [2]		Note	Shares	Closing price	% change	Previous closing price/date		Open price	Price min	Price max	Last price	Avg price	Last Bid [7]	Last Ask [7]	P/E after tax	Year	Volume	Trades	Transactions Value[8]	Company Mkt Value (thou. €)	Year low	Year high	Sector[4]
2,348,908,567	0.290	---	---	---	07/04/2008	18/04/2017	---	ALPHA SERVICES HOLD (CR)	1.215	2.53 P	1.185	15/05/2023	1.185	1.1755	1.215	1.215	1.197	3000@1.21	61292@1.22	---	---	8,131,578	3,371	9,733,669.16	2,853,923.91	1.0015	1.513	30101010
45,033,921	0.050	---	---	---	04/06/2008	27/03/2023	---	ATTICA BANK S.A. (CR)	12.4	-1.59 E	12.6	15/05/2023	12.5	12.14	12.58	12.4	12.351	5@12.36	363@12.40	---	---	752	26	9,287.76	558,420.62	10.62	48.75	30101010
18,176,934	1.00	---	---	---		27/01/2023	---	AUSTRIACARD (CB)	11.4	-4.20 E	11.9	15/05/2023	11.8	11.4	11.8	11.4	11.542	773@11.40	1133@11.80	---	---	4,291	74	49,525.40	207,217.05	10.4	13.42	10101010
48,624,764	0.080	0.23	0.46	0.65	24/04/2023	05/12/2022	---	AUTOHELLAS SA (CR)	14.08	1.73 P	13.84	15/05/2023	13.78	13.7	14.18	14.08	13.996	100@13.86	10@14.14	---	---	194,252	665	2,718,718.40	684,636.68	10.06	14.18	40201040
190,162,681		---	---	---		07/12/2016	---	CENERGY HOLDINGS (CB)	4.92	3.47 P	4.755	15/05/2023	4.75	4.73	4.93	4.92	4.838	287@4.91	1616@4.93	---	---	244,866	698	1,184,541.24	935,600.39	3.015	4.93	50202010
372,553,049	6.70	0.64	0.71	---	07/07/2022	29/04/2013	---	CC HBC AG (CR)	29.26	-0.65 E	29.45	15/05/2023	29.26	29.18	29.52	29.26	29.38	245@29.22	8@29.44	---	---	19,098	148	561,094.230	900,902.21	21.54	29.59	45101020
3,710,677,508	0.220	---	---	---	02/05/2008	20/05/2019	---	EUROBANK HOLDINGS (CR)	1.437	5.27 P	1.365	15/05/2023	1.365	1.3515	1.445	1.437	1.422	8506@1.43	17140@1.44	---	---	5,800,372	2,352	8,247,264.57	5,332,243.58	1.0495	1.4935	30101010
52,131,944	1.00	---	0.1102	---	30/06/2022	23/07/2019	---	FOURLIS (CR)	4.13	2.10 P	4.045	15/05/2023	4.03	4.03	4.15	4.13	4.11	250@4.11	5260@4.15	---	---	152,804	565	627,980.39	215,304.93	3.26	4.15	40401010
305,635,185	2.18	0.1	0.1	0.3	11/01/2023	01/10/2003	---	HELLENIQ ENERGY (CR)	7.39	1.93 P	7.25	15/05/2023	7.25	7.2	7.44	7.39	7.367	69@7.37	283@7.40	---	---	85,790	432	631,998.01	2,258,644.02	6.93	8.68	60101020
83,600,000	0.880	---	---	---	03/07/2007	23/09/2022	---	INTRACOM HOLDINGS (CR)	1.828	0.44 P	1.82	15/05/2023	1.818	1.81	1.834	1.828	1.829	3000@1.82	2911@1.83	---	---	93,624	109	171,248.94	152,820.80	1.678	2.12	10101010
160,523,985	0.300	---	---	---	12/08/2008	30/12/2022	---	INTRAKAT (CR)	1.626	-0.85 E	1.64	15/05/2023	1.646	1.626	1.646	1.626	1.631	15522@1.62	5000@1.63	---	---	141,659	212	231,003.78	261,012.00	1.366	1.788	50101010
136,059,759	0.880	0.77	0.77	---	21/03/2023	05/03/2014	---	JUMBO SA (CR)	21.96	-1.79 E	22.36	15/05/2023	22.6	21.96	22.6	21.96	22.124	410@21.94	581@22.10	---	---	147,580	1,020	3,265,049.78	2,987,872.31	15.61	22.82	40203045
176,736,715	0.300	---	---	---	30/05/2007	27/11/2019	---	LAMDA DEVELOPMENT SA (CR)	5.54	-0.36 E	5.56	15/05/2023	5.575	5.535	5.595	5.54	5.556	600@5.54	14@5.56	---	---	161,315	631	896,233.01	979,121.40	5.505	6.6	35101010
31,317,025	0.400	---	---	---	26/04/2007	10/05/2023	---	MIG (CR)	3.775	-1.18 E	3.82	15/05/2023	3.65	3.65	3.96	3.775	3.776	1500@3.77	192@3.82	---	---	16,939	218	63,953.41	118,221.77	0.987	8.4	30202000
107,222,688	0.440	---	(0.5667)	---	17/06/2022	16/03/2022	---	QUEST HOLDINGS (CR)	4.94	1.86 P	4.85	15/05/2023	4.9	4.82	4.95	4.94	4.902	20@4.83	2843@4.94	---	---	39,673	168	194,489.70	529,680.08	4.655	5.46	10101010
78,325,475		---	---	---		23/07/2019	---	TITAN CEMENT (CB)	16.22	1.88 P	15.92	15/05/2023	15.84	15.74	16.28	16.22	16.073	526@16.20	465@16.22	---	---	114,875	813	1,846,424.04	1,270,439.20	12.04	16.28	50101030
259,189,761		0.02	0.1	---	03/06/2022	26/02/2016	---	VIOHALCO SANNV (CB)	4.92	1.44 P	4.85	15/05/2023	4.85	4.78	4.93	4.92	4.847	22@4.90	100@4.93	---	---	147,305	488	714,007.37	1,275,213.62	3.995	5.02	55102015
144,321,516	0.300	---	---	---	01/07/2011	22/01/2020	---	AVAX S.A. (CR)	0.943	1.29 P	0.931	15/05/2023	0.926	0.926	0.953	0.945	0.944	4348@0.942	1000@0.944	---	---	85,795	143	80,966.89	136,095.19	0.748	1	50101010
232,000,000	2.12	0.1069	0.0854	0.0682	29/08/2022	19/06/2017	---	ADMIE (IPTO) HOLDING S.A. (CR)	1.81	0.56 P	1.8	15/05/2023	1.794	1.78	1.824	1.81	1.799	7990@1.81	700@1.82	14.43	2022	183,308	446	329,808.79	419,920.00	1.64	2.035	65101015
90,167,100	0.500	---	---	---	03/06/2019	24/05/2021	---	AEGEAN AIRLINES (CR)	8	2.83 P	7.78	15/05/2023	7.7	7.7	8	8	7.941	740@7.95	8125@8.00	---	---	160,242	503	1,272,409.41	721,336.80	5.27	8.15	40501010
103,423,291	0.570	---	---	---	01/08/2011	06/09/2022	---	GEK TERNA (CR)	12.22	-0.49 E	12.28	15/05/2023	12.28	12.08	12.28	12.22	12.187	112@12.20	1050@12.22	---	---	39,927	244	486,579.36	1,263,832.62	10.42	12.74	50101010
382,000,000	2.48	---	---	---	20/07/2015	12/12/2001	---	PPC (CR)	8.46	1.81 P	8.31	15/05/2023	8.28	8.28	8.465	8.46	8.389	1721@8.45	35925@8.46	---	---	430,522	1,376	3,611,516.67	3,231,720.00	6.6	8.56	65101015
914,715,153	1.00	---	---	---	16/05/2008	29/08/2018	---	NATIONAL BANK (CR)	5.396	5.06 P	5.136	15/05/2023	5.09	5.052	5.396	5.396	5.279	300@5.38	7791@5.40	---	---	1,548,246	2,221	8,172,788.34	4,935,802.97	3.746	5.528	30101010
375,241,586	0.390	0.01	0.03	---	30/05/2022	14/07/2006	---	ELVALHALCOR (CR)	1.7	0.24 P	1.696	15/05/2023	1.694	1.678	1.7	1.7	1.69	300@1.69	2500@1.70	---	---	81,569	258	137,811.01	637,910.70	1.52	1.894	55102015
348,192,005	0.040	---	---	---	05/07/2011	16/07/2021	---	ELLAKTOR (CR)	2.07	-2.59 E	2.125	15/05/2023	2.12	2.07	2.125	2.07	2.1	1114@2.07	15722@2.10	---	---	105,494	307	221,509.48	720,757.45	1.706	2.455	50101010
60,348,000	0.420	0.07	0.1515	---	08/06/2022	04/08/2021	---	HELLENIC EXCHANGES-A.S.E. (CR)	4.225	-1.05 E	4.27	15/05/2023	4.28	4.2	4.285	4.225	4.246	1575@4.22	1000@4.24	---	---	51,311	291	217,870.53	254,970.30	3.09	4.525	30202015
106,500,000	0.600	---	0.28	---	05/09/2022	13/09/2021	---	EYDAP S.A. (CR)	6.17	0.16 P	6.16	15/05/2023	6.2	6.06	6.2	6.17	6.13	350@6.16	1156@6.19	---	---	41,657	398	255,352.45	657,105.00	6.06	7.34	65102030
110,782,980	0.750	---	0.9054	0.4058	21/11/2022	04/11/2013	---	MOTOR OIL (CR)	21.14	-1.21 E	21.4	15/05/2023	21.4	21.14	21.5	21.14	21.303	1195@21.12	100@21.28	---	---	211,114	1,897	4,497,335.12	2,341,952.20	20.84	25.82	60101020
142,891,161	0.970	0.378	0.4341	---	24/06/2022	07/07/2017	---	MYTILINEOS (CR)	26.74	1.91 P	26.24	15/05/2023	26.44	26.16	26.74	26.74	26.396	1500@26.60	1316@26.76	---	---	416,847	2,509	11,003,057.52	3,820,909.65	19.94	28.4	50203000
25,000,000	2.00	0.4	0.628	---	25/07/2022	08/08/2003	---	P.P.A. S.A. (CR)	19.28	0.73 P	19.14	15/05/2023	19.48	19.02	19.48	19.28	19.202	31@19.10	14@19.28	9.11	2022	5,396	134	103,612.56	482,000.00	15.86	19.84	50206060
363,341,859	0.300	0.55	0.6	0.3	19/10/2022	29/07/2022	---	OPAP (CR)	16	0.57 P	15.91	15/05/2023	16.07	15.91	16.1	16	16.012	120@15.99	10033@16.00	---	---	272,228	1,450	4,358,860.62	5,813,469.74	13.02	16.47	40501020
433,664,596	2.83	0.6879	0.8231	---	01/07/2022	18/06/1998	---	OTE (CR)	13.75	2.15 P	13.46	15/05/2023	13.54	13.46	13.8	13.75	13.699	1409@13.73	1000@13.76	---	---	679,215	1,979	9,304,801.79	5,962,888.20	12.57	15.73	15102015
1,250,367,223	0.930	---	---	---	16/05/2008	14/04/2021	---	PIRAEUS FINANCIAL HOLD (CR)	2.378	3.93 P	2.288	15/05/2023	2.298	2.272	2.388	2.378	2.341	3508@2.38	15600@2.38	---	---	6,361,717	3,134	14,895,657.08	2,973,373.26	1.43	2.449	30101010
43,741,452	0.660	0.16	0.2723	0.0698	30/01/2023	01/11/1999	---	THRACE PLASTICS SA (CR)	4.1	-0.12 E	4.105	15/05/2023	4.11	4.075	4.115	4.1	4.1	5@4.09	5570@4.11	---	---	6,991	57	28,661.47	179,339.95	3.76	4.68	50203015
69,877,484	0.780	0.2239	0.1493	0.1495	09/05/2023	13/06/2018	---	GR. SARANTIS S.A. (CR)	7.5	1.35 P	7.4	15/05/2023	7.46	7.37	7.65	7.5	7.452	70@7.33	23@7.64	---	---	109,785	195	818,109.86	524,081.13	6.39	8	45201020
115,855,090	0.300	0.3407	0.3411	---	04/07/2022	05/03/2020	---	TERNA ENERGY (CR)	19.5	---	19.5	15/05/2023	19.4	19.4	19.71	19.5	19.543	266@19.49	16@19.55	---	---	83,066	754	1,623,370.55	2,259,174.26	17.89	21.04	65101010

Number of Outstanding Securities	Nominal Value	Dividends [1]			Date of Last Coupon		Note	Shares	Closing price	% change		Previous closing price/date	Open price	Price min	Price max	Last price	Avg price	Last Bid [7]	Last Ask [7]	P/E after tax	Year	Volume	Trades	Transactions Value[8]	Company Mkt Value (thou. €)	Year low	Year high	Sector[4]	
		2020	2021	2022	Dividend [2]	Right																							
Main Market - Medium Liquidity Class																													
13,126,020	0.660	0.0837	0.1163	---	22/06/2022	04/09/2020	---	AS COMPANY SA (CR)	2.24	-0.44	€	2.25	15/05/2023	2.22	2.22	2.24	2.24	2.23	100@2.24	600@2.25	---	---	300	6	669.00	29,402.28	2.02	2.38	40401030
3,114,144	0.360	0.1558	0.3427	---	14/06/2022	02/06/2020	---	ALPHA TRUST (CR)	5.65	---	↘	5.65	15/05/2023	5.5	5.45	5.65	5.65	5.553	200@5.50	822@5.65	---	---	3,177	53	17,641.35	17,594.91	4.32	5.7	30202010
14,000,000	4.15	---	3.42	---	14/09/2022	29/06/1999	---	ALPHA REAL ESTATE SA(CR)	7.66	3.79	⬇	7.38	15/05/2023	7.38	7.38	7.68	7.48	7.532	70@7.48	10@7.50	---	---	721	11	5,430.28	107,240.00	6.68	9.22	35101015
215,805,843	0.300	0.05	---	---	30/12/2021	15/11/2022	---	ATTICA HOLDINGS (CR)	2.52	-0.39	€	2.53	15/05/2023	2.53	2.52	2.53	2.52	2.527	1341@2.52	9000@2.53	---	---	60,902	29	153,873.04	543,830.72	1.865	2.55	40501015
151,654,947	0.040	---	---	---	01/07/2008	21/02/2020	---	AVE (CR)	0.524	-0.38	€	0.526	15/05/2023	0.52	0.52	0.53	0.524	0.524	164@0.524	3000@0.526	---	---	36,846	48	19,297.36	79,467.19	0.506	0.586	40301010
35,764,593	2.10	0.06	0.075	0.1046	02/05/2023	25/11/2019	---	BRIQ PROPERTIES (CR)	1.92	0.79	⬇	1.905	15/05/2023	1.905	1.905	1.92	1.92	1.912	300@1.92	250@1.92	---	---	12,444	37	23,795.09	68,668.02	1.9	2.11	35102030
101,123,806	0.360	---	---	---	22/07/2010	28/06/2011	---	CENTRIC HOLDINGS (CR)	0.272	-0.37	€	0.273	15/05/2023	0.278	0.27	0.278	0.272	0.272	10000@0.270	12189@0.276	---	---	32,647	31	8,865.80	27,505.68	0.263	0.333	40203040
784,500	10.00	---	0.3	---	24/05/2022	31/07/2018	---	CNL CAPITAL (CR)	7	---	↘	7	15/05/2023	---	---	---	---	---	100@6.90	470@7.00	-(6)-	2022	---	---	---	5,491.50	6.8	8	30202010
10,246,800	0.300	---	---	---	06/10/2005	13/02/2002	---	CPI SA (CR)	0.6	---	↘	0.6	15/05/2023	0.58	0.58	0.608	0.6	0.594	43@0.594	2401@0.600	---	---	5,708	25	3,389.21	6,148.08	0.548	0.722	10102030
18,680,300	0.050	---	---	---	06/07/2022	---	---	DIMAND (CR)	11.6	---	↘	11.6	15/05/2023	11.6	11.3	11.65	11.6	11.463	200@11.45	510@11.60	---	---	14,184	152	162,585.10	216,691.48	11.3	14.9	35101010
54,200,000	0.075	---	0.035	---	19/07/2022	23/11/2021	---	EPSILON NET (CR)	7.99	0.38	⬇	7.96	15/05/2023	7.9	7.9	8.02	7.99	7.983	10@7.91	666@7.99	---	---	24,161	112	192,882.16	433,058.00	6.2	8.36	10101015
40,134,921	0.400	---	---	---	30/08/1993	05/12/2022	---	IDEAL HOLDINGS (CR)	4.745	-0.73	€	4.78	15/05/2023	4.78	4.7	4.8	4.745	4.762	300@4.73	4430@4.75	---	---	25,278	89	120,371.36	190,440.20	3.38	4.95	10102030
167,868,482	0.300	---	---	---	20/08/2007	28/11/2022	---	LAVIPHARM SA (CR)	0.43	---	↘	0.43	15/05/2023	0.433	0.425	0.442	0.43	0.437	5000@0.424	78@0.430	---	---	69,700	55	30,464.59	72,183.45	0.366	0.48	20103015
4,740,000	0.860	---	---	---	14/03/2003	---	---	LOGISMOS S.A. (CR)	0.975	---	↘	0.975	15/05/2023	---	---	---	---	---	220@0.890	381@0.975	-(6)-	2022	---	---	---	4,621.50	0.91	1.1	10101015
17,120,280	0.940	0.06	0.06	---	27/06/2022	02/08/2019	---	LOULIS FOOD (CR)	2.43	1.25	⬇	2.4	15/05/2023	2.4	2.38	2.43	2.43	2.387	20@2.40	240@2.43	---	---	956	13	2,282.40	41,602.28	2.38	2.82	45102020
4,419,616	1.58	---	---	0.1131	01/03/2023	04/03/2015	---	MEDICON S.A (CR)	3.5	-1.96	€	3.57	15/05/2023	3.58	3.48	3.61	3.5	3.506	8@3.55	9@3.61	---	---	494	20	1,732.04	15,468.66	3.45	4.15	20102010
468,700	2.24	3.42	---	---	03/05/2022	21/05/2004	---	MERMEREN KOMB. A.D. PR. (GDR)	37.6	-11.32	€	42.4	15/05/2023	38.2	37	39.6	39.4	37.501	7@37.00	1@39.60	1.26	2022	344	17	12,900.40	17,623.12	31	59	55102000
10,500,000	0.950	---	---	---	24/06/2008	22/07/2022	---	MEVACO SA (CR)	3.44	---	↘	3.44	15/05/2023	3.46	3.3	3.46	3.44	3.328	850@3.32	478@3.44	11.40	2022	2,235	24	7,438.66	36,120.00	2.52	3.5	55102015
87,127,162	0.500	---	---	---	21/05/2008	28/07/2021	---	PREMA (CR)	1.122	---	↘	1.122	15/05/2023	1.124	1.1	1.124	1.122	1.108	1350@1.11	999@1.12	---	---	59,207	122	65,591.30	97,756.68	1.07	1.36	35101010
24,377,795	0.230	---	---	---	27/06/2022	08/06/2022	---	PROFILE SA (CR)	3.32	---	↘	3.32	15/05/2023	3.32	3.28	3.32	3.32	3.301	1320@3.30	7596@3.32	---	---	32,920	129	108,681.61	80,934.28	2.575	3.56	10101010
27,345,120	0.280	---	---	---	18/07/2005	26/02/2014	---	QUALITY & RELIABILITY SA (CR)	0.59	1.03	⬇	0.584	15/05/2023	0.584	0.566	0.59	0.59	0.576	5000@0.560	4230@0.590	---	---	26,372	57	15,182.50	16,133.62	0.465	0.6	10101010
6,456,530	1.08	0.0804	0.12	---	14/07/2022	02/08/2010	---	SPACE HELLAS SA (CR)	6.34	0.32	⬇	6.32	15/05/2023	6.38	6.3	6.5	6.34	6.353	550@6.32	65@6.36	---	---	1,195	34	7,592.26	40,934.40	5.28	6.9	15101010
17,190,046	0.290	---	---	---	16/11/1992	30/11/2022	---	UNIBIOS (CR)	0.652	-0.61	€	0.656	15/05/2023	0.64	0.64	0.654	0.652	0.646	2250@0.640	1411@0.652	---	---	4,348	16	2,808.66	11,207.91	0.558	0.719	50204000
32,413,681	0.370	---	---	---	15/07/2009	11/05/2000	---	ALUMIL (CR)	2.07	0.49	⬇	2.06	15/05/2023	2.07	2.05	2.09	2.07	2.062	368@2.06	2087@2.07	---	---	22,844	73	47,114.04	67,096.32	1.986	2.54	55102035
3,534,269	3.44	(0.4452)	0.6908	---	16/12/2022	19/07/2022	---	ANDROMEDA SA (CR)	6.78	2.11	⬇	6.64	15/05/2023	6.64	6.5	6.78	6.78	6.602	150@6.56	159@6.78	---	2022	4,004	57	26,434.50	23,962.34	5.9	7.1	30204000
18,810,000	0.400	---	---	---	08/07/2010	14/11/2007	---	VARVERIS - MODA BAGNO SA (CR)	0.655	2.34	⬇	0.64	15/05/2023	0.64	0.63	0.66	0.66	0.644	1@0.640	250@0.665	---	---	11,282	19	7,270.77	12,320.55	0.6	0.8	40401025
23,986,500	1.05	---	---	---	26/06/2009	15/03/2000	---	BIOKARPET S.A.(CR)	2.05	---	↘	2.05	15/05/2023	2.02	2.02	2.05	2.05	2.044	60@2.00	554@2.05	---	---	1,430	7	2,923.53	49,172.33	1.5	2.17	50101035
6,325,000	0.600	---	0.19	---	04/07/2022	17/02/2014	---	VOYATZOGLOU (CR)	2.16	0.93	⬇	2.14	15/05/2023	2.16	2.14	2.2	2.16	2.166	16@2.16	33@2.22	---	---	356	7	771.12	13,662.00	1.97	2.48	50205010
24,060,000	0.300	0.035	0.055	0.075	25/04/2023	01/07/2019	---	GEN. COMMERCIAL & IND.SA (CR)	1.25	-1.58	€	1.27	15/05/2023	1.24	1.24	1.25	1.25	1.24	100@1.24	185@1.25	7.73	2022	1,565	6	1,940.75	30,075.00	1.175	1.42	50205010
15,878,748	0.480	---	---	---	10/07/2006	22/03/2004	---	DOMIKI KRITIS SA (CR)	0.74	-1.86	€	0.754	15/05/2023	0.762	0.74	0.762	0.74	0.755	1990@0.740	223@0.764	---	---	550	3	415.36	11,750.27	0.71	0.85	50101010
34,720,000	0.310	---	---	---	16/06/2010	01/08/2007	---	DROMEAS SA (CR)	0.329	2.81	⬇	0.32	15/05/2023	0.329	0.329	0.329	0.329	0.329	100@0.311	900@0.324	---	---	100	1	32.90	11,422.88	0.3	0.389	40202015
13,673,200	0.880	---	---	---	18/07/2008	26/07/2001	---	EVROFARMA SA (CR)	0.83	---	↘	0.83	15/05/2023	0.83	0.8	0.83	0.8	0.829	180@0.800	380@0.830	---	---	520	2	431.00	11,348.76	0.684	0.876	45102020
11,250,000	0.520	---	0.0405	---	01/08/2022	09/11/2015	---	EKTER SA (CR)	1.53	0.66	⬇	1.52	15/05/2023	1.525	1.51	1.53	1.53	1.517	288@1.52	2297@1.53	---	---	17,126	58	25,985.93	17,212.50	1.33	1.755	50101010
18,410,839	1.00	0.027	0.262	---	24/08/2022	10/09/2010	---	ELASTRON (CR)	2.68	1.52	⬇	2.64	15/05/2023	2.67	2.65	2.72													

Number of Outstanding Securities	Nominal Value	Dividends [1]			Date of Last Coupon Dividend [2]		Date of Last Coupon Right	Note	Shares	Closing price	% change	Previous closing price/date		Open price	Price min	Price max	Last price	Avg price	Last Bid [7]	Last Ask [7]	P/E after tax	Year	Volume	Trades	Transactions Value[8]	Company Mkt Value (thou. €)	Year low	Year high	Sector[4]
26,730,187	0.520	0.08	0.1	---	29/06/2022	01/08/2017	---		ELTON SA (CR)	2.49	0.40 P	2.48	15/05/2023	2.51	2.43	2.51	2.49	2.472	150@2.40	313@2.49	---	---	18,462	74	45,644.90	66,558.17	2.08	2.59	50205010
30,000,000	0.050	0.06	0.09	---	13/05/2022	11/06/2020	---		ENTERSOFT (CR)	4.5	4.65 P	4.3	15/05/2023	4.33	4.24	4.54	4.48	4.35	1000@4.47	500@4.50	---	---	262,359	234	1,141,153.65	135,000.00	3.61	4.68	10101015
36,300,000	1.12	0.223	0.2186	---	14/09/2022	12/12/2007	---		THESSALONIKA WATER & SEWERAGE	3.35	2.76 P	3.26	15/05/2023	3.27	3.27	3.35	3.35	3.299	19@3.31	1886@3.35	---	---	3,358	12	11,077.37	121,605.00	3.21	3.66	65102030
14,833,480	0.300	---	---	---	02/06/2010	04/02/2022	---		EUROCONSULTANTS S.A. (CR)	0.642	-0.62 E	0.646	15/05/2023	0.646	0.63	0.646	0.642	0.633	890@0.634	780@0.642	---	---	12,787	37	8,099.08	9,523.09	0.576	0.66	50205020
86,735,980	0.310	---	---	---	06/07/2009	18/08/2022	---		ATHENS MEDICAL CENTER SA (CR)	1.42	-0.70 E	1.43	15/05/2023	1.41	1.41	1.435	1.42	1.411	50@1.41	120@1.42	---	---	9,140	17	12,897.22	123,165.09	1.395	1.8	20101025
114,320,400	0.100	---	0.01	---	26/11/2021	05/08/2019	---		IKTINOS HELLAS SA (CR)	0.51	-1.16 E	0.516	15/05/2023	0.518	0.507	0.521	0.51	0.512	1500@0.508	1000@0.516	---	---	54,760	100	28,055.04	58,303.40	0.4855	0.675	50101035
8,226,132	0.450	---	---	---	15/05/2009	13/10/2014	---		ILYDA S.A. (CR)	1.2	---	1.2	15/05/2023	1.17	1.17	1.2	1.2	1.177	2000@1.18	1606@1.20	7.68	2022	130	7	152.95	9,871.36	1.055	1.41	10101015
2,566,836	0.440	---	0.016	---	15/07/2022	09/01/2007	---		INTERWOOD-XYLEMPORIA (PR)	0.33	---	0.33	15/05/2023	---	---	---	---	---	---	1000@0.376	---	---	---	---	---	10,293.39	0.192	0.332	50101020
34,986,430	0.440	---	---	---	25/07/2008	23/02/2010	---		INTERWOOD-XYLEMPORIA (CR)	0.27	-3.23 E	0.279	15/05/2023	0.279	0.27	0.279	0.27	0.276	4100@0.270	3800@0.274	---	---	51,600	56	14,250.50	10,293.39	0.1975	0.3	50101020
18,567,912	0.590	0.12	0.12	---	06/07/2022	26/01/2021	---		INTERLIFE G.C.I.(CR)	3.48	-0.57 E	3.5	15/05/2023	3.48	3.48	3.49	3.49	3.485	387@3.49	230@3.54	---	2022	258	5	899.02	64,616.33	3.47	3.98	30302025
8,424,900	0.500	---	---	---	12/07/2010	04/07/2019	---		INTERTECH SA (CR)	1	---	1	15/05/2023	1.01	1	1.02	1	1.003	2000@0.990	3300@1.00	17.26	2022	2,507	10	2,515.62	8,424.90	0.92	1.235	50205010
19,804,134	0.150	---	---	---	01/07/2004	06/11/2017	---		KEKROPS SA (CR)	1.12	---	1.12	15/05/2023	---	---	---	---	---	200@1.09	1433@1.12	2.13	2022	---	---	---	22,180.63	0.903	1.4	35101010
40,219,218	0.260	---	---	---	29/08/2022	10/06/2019	---		KLOUKINAS - LAPPAS SA (CR)	0.982	-0.41 E	0.986	15/05/2023	0.988	0.978	0.988	0.98	0.982	1000@0.980	300@0.982	---	---	22,758	26	22,351.16	39,495.27	0.5	0.988	50101010
11,510,102	0.890	---	---	---	24/06/2005	06/10/1999	---		NAFPAKTOS TEXTILE (CR)	0.985	-1.50 E	1	15/05/2023	0.95	0.935	0.985	0.985	0.936	200@0.940	744@0.985	---	---	2,575	5	2,409.63	11,337.45	0.93	1.23	55101020
21,224,340	0.420	0.0035	0.02	---	06/09/2022	25/04/2006	---		KORDELLOS BROS SA (CR)	0.558	0.36 P	0.556	15/05/2023	0.54	0.54	0.56	0.558	0.552	2000@0.546	3580@0.558	4.90	2022	420	4	231.76	11,843.18	0.462	0.7	55102010
33,065,136	0.380	0.2	0.2001	---	18/08/2022	16/09/2013	---		KRI-KRI S.A. (CR)	7.1	0.85 P	7.04	15/05/2023	7.08	6.92	7.1	7.1	7.05	28@7.10	400@7.14	73.94	2022	7,344	37	51,772.88	234,762.47	6.08	7.14	45102020
18,017,472	0.360	---	---	---	09/09/2022	28/08/2017	---		KTIMA KOSTAS LAZARIDIS SA (CR)	1.71	---	1.71	15/05/2023	---	---	---	---	---	50@1.62	1750@1.71	---	---	---	---	---	30,809.88	1.55	1.78	45101015
7,595,160	0.600	---	---	---	10/09/2019	18/08/2010	---		KIRIAKOULIS SHIPPING SA (CR)	0.93	0.87 P	0.922	15/05/2023	0.928	0.92	0.93	0.93	0.924	186@0.922	557@0.930	---	---	7,814	8	7,221.72	7,063.50	0.868	1.265	40501015
6,200,000	0.500	---	---	---	22/06/2010	01/11/1995	---		MINERVA KNITWEAR (CR)	0.5	---	0.5	15/05/2023	---	---	---	---	---	400@0.452	970@0.498	---	---	---	---	---	3,100.00	0.414	0.585	40204020
5,939,268	0.620	---	---	---	10/07/2003	03/01/2002	---		LANAKAM SA (CR)	0.93	---	0.93	15/05/2023	---	---	---	---	---	50@0.875	920@0.920	---	---	---	---	---	5,523.52	0.716	1.16	40401020
9,819,370	0.500	---	---	---	14/08/2007	09/01/2004	---		MATHIOS REFRACTORY SA (CR)	0.705	---	0.705	15/05/2023	---	---	---	---	---	100@0.680	335@0.700	---	---	---	---	---	6,922.66	0.565	0.885	55101000
29,250,000	0.360	0.02	0.0401	---	21/06/2022	25/04/2019	---		MOTODYNAMICS S.A. (CR)	3.16	0.32 P	3.15	15/05/2023	3.14	3.11	3.18	3.16	3.149	423@3.14	385@3.16	---	---	71,809	66	226,115.61	92,430.00	2.04	3.37	40401030
32,188,050	1.04	---	---	---	21/07/2008	20/01/2000	---		MOUZAKIS (CR)	0.69	-0.72 E	0.695	15/05/2023	0.69	0.69	0.69	0.69	0.69	1000@0.685	2500@0.695	---	---	1,000	1	690.00	22,209.75	0.65	0.806	55101020
43,200,000	1.00	---	0.0824	---	07/09/2022	14/06/2022	---		MPLE KEDROS (CR)	2.42	---	2.42	15/05/2023	2.42	2.42	2.42	2.42	2.327	12@2.42	580@2.43	---	---	64,460	17	149,993.20	104,544.00	2.19	2.42	35102000
6,340,000	0.600	0.134	0.17	0.1	09/12/2022	12/01/2023	---		NAKAS MUSIC	2.34	0.86 P	2.32	15/05/2023	2.34	2.34	2.34	2.34	2.34	1090@2.20	9@2.36	---	---	12	1	28.08	14,835.60	2.16	2.7	40401030
10,080,000	3.00	1.42	1.5	1.45	11/05/2023	27/08/2001	---		TPA SA (CR)	24.2	1.26 P	23.9	15/05/2023	24.2	24.2	24.2	24.2	24.2	20@24.20	170@24.30	---	---	25	1	605.00	243,936.00	22.7	26.3	50206060
4,971,466	1.46	---	---	---	04/07/2007	08/10/2003	---		PAIRIS SA (CR)	0.956	-2.25 E	0.978	15/05/2023	0.93	0.93	0.956	0.956	0.938	2000@0.950	94@0.956	---	---	210	5	196.96	4,752.72	0.83	1.18	50203030
27,098,594	0.540	0.07	0.05	0.0201	05/12/2022	14/01/2021	---		PAPOUTSANIS (CR)	2.32	-0.43 E	2.33	15/05/2023	2.36	2.31	2.36	2.32	2.321	150@2.08	362@2.35	20.95	2022	413	9	958.68	62,868.74	2.25	2.51	45201020
7,070,400	0.930	0.1081	0.3242	---	17/06/2022	06/05/2016	---		PETROPOULOS PETROS (CR)	7.44	-0.54 E	7.48	15/05/2023	7.46	7.42	7.5	7.44	7.474	110@7.38	353@7.44	---	---	14,322	63	107,039.46	52,603.78	5.9	7.54	50206015
21,912,599	0.300	---	---	---	11/04/2011	23/02/2007	---		REVOIL (CR)	1.39	1.09 P	1.375	15/05/2023	1.355	1.35	1.4	1.39	1.381	918@1.38	599@1.39	---	---	17,069	34	23,574.17	30,458.51	1.21	1.5	60101020
13,582,223	1.35	---	---	---	24/06/2008	02/02/2016	---		SIDMA STEEL (CR)	2.29	1.78 P	2.25	15/05/2023	2.23	2.16	2.29	2.29	2.211	2800@2.26	454@2.29	---	---	18,302	87	40,460.72	31,103.29	1.85	2.85	55102010
40,693,350	5.00	---	---	---	03/07/2006	26/05/2015	---		TECHNICAL OLYMPIC SA (CR)	2.04	0.99 P	2.02	15/05/2023	2.02	1.99	2.04	2.04	2.003	200@2.01	1705@2.04	---	---	8,498	61	17,025.18	83,014.43	1.76	2.41	40202010
3,048,000	0.300	---	---	---	06/07/2007	01/06/2021	---		TZIRAKIAN PROFIL (CR)	1.855	-0.80 E	1.87	15/05/2023	1.8	1.79	1.855	1.855	1.814	100@1.82	319@1.86	32.49	2022	1,373	25	2,490.69	5,654.04	1.76	2.22	55102010
10,203,575	0.730	---	---	---	16/07/2007	18/10/1999	---		FIERATEX SA (CR)	0.385	1.58 P	0.379	15/05/2023	0.39	0.384	0.397	0.385	0.385	150@0.373	975@0.385	---	2022	3,154	11	1,214.20	3,928.38	0.351	0.5	55101020
8,340,750	1.16	---	---	---	25/06/2009	17/09/2018	---		HAIDEMENOS SA (CR)	0.5	2.04 P	0.49	15/05/2023	0.48	0.48	0.5	0.5	0.488	1@0.490	10524@0.500	---	2022	8,321	10	4,060.61	4,170.38	0.452	0.6	50205030

Main Market - Low Liquidity Class

11,795,024	0.540	0.087	0.136	---	04/07/2022	30/08/2019	---		FLEXOPACK SA (CR)	8.05	0.63 P	8	15/05/2023	8.05	8	8.05	8.05	8.017	100@7.95	30@8.40	---	---	908	14	7,279.75	94,949.94	7.45	9.45	50203030
10,500,000	4.00	0.37	0.29	0.3	16/05/2023	02/08/2016	---		INTERCONTINENTAL (CR)	6.6	---	6.6	15/05/2023	6.2	6.2	6.2	6.2	6.2	20@6.20	20@6.30	12.59	2022	20	1	124.00	69,300.00	6.2	6.85	35102000

Number of Outstanding Securities	Nominal Value	Dividends [1]			Date of Last Coupon		Note	Shares	Closing price	% change	Previous closing price/date	Open price	Price min	Price max	Last price	Avg price	Last Bid [7]	Last Ask [7]	P/E after tax	Year	Volume	Trades	Transactions Value[8]	Company Mkt Value (thou. €)	Year low	Year high	Sector[4]		
		2020	2021	2022	Dividend [2]	Right																							
57,434,884	1.31	---	---	---	05/06/2008	12/06/2009	---	REDS S.A. (CR)	2.69	---	↘	2.69	15/05/2023	2.57	2.52	2.69	2.69	2.556 300@2.54	175@2.68	---	---	1,243	11	3,177.64	154,499.84	2.26	3	35101010	
151,532,467	0.500	0.01	0.02	---	22/07/2022	10/06/2020	---	TRASTOR REAL EST. INV. CO.(CR)	1.02	2.00	⬇	1	15/05/2023	1	0.99	1.02	1.02	0.992 5000@0.990	99@1.02	---	---	16,336	15	16,212.64	154,563.12	0.965	1.14	35102000	
15,300,000	0.300	---	---	---	30/07/2009	13/12/1999	---	ATTICA PUBLICATIONS SA (CR)	0.266	---	↘	0.266	15/05/2023	---	---	---	---	500@0.270	960@0.286	---	---	---	---	---	4,069.80	0.236	0.39	40301030	
15,000,000	0.300	---	---	---	06/07/2007	18/07/2000	---	DAIOS PLASTICS SA (CR)	3.16	---	↘	3.16	15/05/2023	---	---	---	---	250@3.16	---	---	---	---	---	---	47,400.00	2.92	3.52	50203015	
3,307,500	0.210	---	---	---	11/08/2010	30/11/2022	---	ELVE SA (CR)	4.8	---	↘	4.8	15/05/2023	---	---	---	---	50@4.70	100@4.92	18.92	2022	---	---	---	15,876.00	4.6	5.2	40204020	
2,760,000	11.83	9.4	11	---	14/06/2022	16/07/1990	---	KARELIA (CR)	340	3.03	⬇	330	15/05/2023	332	330	340	340	336.694 55@298.00	34@340.00	---	---	147	12	49,494.00	938,400.00	288	340	45103010	
6,700,000	0.800	0.179	0.047	---	24/08/2022	29/05/2014	---	MILLS KEPENOS (CR)	2.22	-2.63	⬇	2.28	15/05/2023	2.06	2.06	2.24	2.24	2.214 20@2.16	200@2.20	16.40	2022	175	3	387.50	14,874.00	1.93	2.54	45102020	
21,364,000	1.12	---	---	---	29/07/2019	08/03/2023	---	LAMPESA HOTEL SA (CR)	23.4	---	↘	23.4	15/05/2023	---	---	---	---	100@23.00	100@24.00	---	---	---	---	---	499,917.60	20.6	24	40501025	
8,321,682	0.670	---	---	---	17/08/2007	23/11/1999	---	N. LEVENTERIS (CR)	0.27	---	↘	0.27	15/05/2023	0.244	0.244	0.244	0.244	0.244	---	990@0.270	---	2022	280	1	68.32	2,856.12	0.22	0.364	55102010
2,160,524	0.670	---	---	---	03/12/2018	23/11/1999	---	N. LEVENTERIS (PR)	0.282	---	↘	0.282	15/05/2023	---	---	---	---	---	---	1110@0.310	---	2022	---	---	---	2,856.12	0.218	0.342	55102010
27,379,200	0.980	---	---	---	03/07/2020	29/08/2022	---	CRETE PLASTICS SA (CR)	16.5	3.13	⬇	16	15/05/2023	16.5	16.5	16.5	16.5	16.5 2317@16.10	197@16.70	---	---	42,128	4	695,112.00	451,756.80	14.7	17.1	50203015	
255,494,534	2.71	0.352	0.279	0.11	14/12/2022	30/09/2021	---	PRODEA (CR)	8.2	---	↘	8.2	15/05/2023	---	---	---	---	100@7.65	24@8.15	---	---	---	---	---	2,095,055.18	7.3	8.6	35102000	
4,181,450	0.500	---	---	---	21/08/2000	05/03/2002	---	FLOUR MILLS SARANTOPOULOS SA	1.02	---	↘	1.02	15/05/2023	---	---	---	---	790@0.920	190@1.11	---	---	---	---	---	4,265.08	0.92	1.5	45102020	

Exchange Traded Funds (ETFs)

906,928	---	---	---	---	15/06/2016	---	ALPHA ETF FTSE Athex Large Cap	27.97	1.63	⬇	27.52	15/05/2023	27.88	27.88	27.97	27.97	27.925 200@21.00	108@30.00	---	---	2	2	55.85	---	22.5	27.97	12003
---------	-----	-----	-----	-----	------------	-----	--------------------------------	-------	------	---	-------	------------	-------	-------	-------	-------	------------------	-----------	-----	-----	---	---	-------	-----	------	-------	-------

Surveillance

356,314,416	0.060	---	---	---	07/07/2010	21/09/2017	5160	FRIGOGLASS SA (CR)	0.054	3.85	P	0.052	15/05/2023	0.054	0.054	0.054	0.054	0.054	12500@0.052	85559@0.054	---	---	284,700	32	15,373.80	19,240.98	0.05	0.158	50204000
65,326,268	0.530	---	---	---	04/07/2007	19/07/2006	4750	SATO SA (CR)	0.0285	---	↘	0.0285	15/05/2023	0.032	0.032	0.032	0.032	0.032	4000@0.024	1000@0.032	---	---	1,000	1	32.00	1,861.80	0.018	0.069	40202015
13,191,620	0.620	---	---	---	04/08/2010	09/09/2002	5232	YALCO - CONSTANTINOU (CR)	0.15	---	↘	0.15	15/05/2023	---	---	---	---	---	1500@0.125	2394@0.180	---	---	---	---	---	1,978.74	0.12	0.28	40202020
13,000,000	1.00	---	---	---	01/08/2007	07/04/2000	5093	AKRITAS SA (CR)	0.48	---	↘	0.48	15/05/2023	0.458	0.458	0.458	0.458	0.458	---	500@0.510	---	---	50	3	22.90	6,240.00	0.45	0.67	50101035
221,519,681	0.300	---	---	---	02/07/2008	28/02/2011	4957	ANEK LINES SA (CR)	0.186	-2.11	⬇	0.19	15/05/2023	0.199	0.186	0.199	0.186	0.186	1043@0.186	25000@0.188	---	---	116,077	18	21,591.62	42,127.93	0.177	0.248	40501015
312,163	0.300	---	---	---	02/07/2008	28/02/2011	4959	ANEK LINES SA (PR, issue '90)	0.072	---	↘	0.072	15/05/2023	---	---	---	---	---	55000@0.086	---	---	---	---	---	---	42,127.93	0.072	0.086	40501015
2,969,713	0.300	---	---	---	02/07/2008	28/02/2011	4958	ANEK LINES SA (PR, issue '96)	0.304	---	↘	0.304	15/05/2023	---	---	---	---	---	---	400@0.244	---	---	---	---	---	42,127.93	0.173	0.38	40501015
17,579,754	4.16	---	---	---	18/08/2006	02/08/2010	---	BIOTER SA (CR)	0.208	---	↘	0.208	15/05/2023	0.228	0.228	0.228	0.228	583@0.208	300@0.222	---	---	100	3	22.80	3,656.59	0.208	0.398	50101010	
54,654,600	0.050	---	---	---	01/07/1998	30/12/2022	5275	VIS SA (CR)	0.156	---	↘	0.156	15/05/2023	---	---	---	---	---	1000@0.134	10000@0.156	---	2022	---	---	---	8,526.12	0.149	0.378	50203030
51,754,364	0.300	---	---	---	23/12/2003	24/01/2007	5197	SELECTED TEXT. IND. ASSOC (CR)	0.125	---	↘	0.125	15/05/2023	0.112	0.112	0.112	0.112	0.112	11300@0.115	118@0.125	---	---	5	1	0.56	6,469.30	0.11	0.202	55101020
371,337,000	0.300	---	---	---	30/05/2013	01/07/2022	---	INTRALOT (CR)	0.6	---	↘	0.6	15/05/2023	0.6	0.595	0.6	0.6	0.6	30243@0.595	59868@0.600	---	---	66,960	36	40,164.72	222,802.20	0.565	0.765	40501020
15,842,391	1.51	---	---	---	15/07/2009	12/05/2000	5141	BITROS HOLDING SA (CR)	0.525	9.38	P	0.48	15/05/2023	0.525	0.525	0.525	0.525	0.525	1000@0.390	400@0.525	---	---	1,000	2	525.00	8,317.26	0.408	0.82	55102010
24,319,250	0.300	---	---	---	09/07/2002	04/07/2007	5165	PROODEFTIKH SA (CR)	0.47	---	↘	0.47	15/05/2023	0.47	0.47	0.47	0.47	0.47	1930@0.480	7000@0.515	---	---	50	1	23.50	11,430.05	0.4	0.6	50101010
28,438,268	0.070	---	---	---	21/08/2006	24/11/1999	5253	SPIROY AGRICULTURE SA (CR)	0.19	---	↘	0.19	15/05/2023	---	---	---	---	---	---	1225@0.200	---	---	---	---	---	5,403.27	0.15	0.23	45102010
1,011,000	1.00	---	---	---	01/07/2004	11/12/2012	5193	TRIA ALFA SA (CR)	9.9	---	↘	9.9	15/05/2023	---	---	---	---	---	100@8.00	65@9.90	75.82	2022	---	---	---	10,008.90	7.6	16.9	55101020

Suspension Status

66,948,210	0.300	---	---	---	22/09/2015	22/09/2015	5179	FOLLI FOLLIE (CR)	4.8	---	↘	4.8	24/05/2018	---	---	---	---	---	---	---	---	---	---	---	---	---	---	---	---	---	---	---	---	---	---	---	---	---	---	---	---	---	---	---	---	---	---	---	---	---	---	---	---	---	---	---	---	---	---	---	---	---	---	---	---	---	---	---	---	---	---	---	---	---	---	---	---	---	---	---	---	---	---	---	---	---	---	---	---	---	---	---	---	---	---	---	---	---	---	---	---	---	---	---	---	---	---	---	---	---	---	---	---	---	---	---	---	---	---	---	---	---	---	---	---	---	---	---	---	---	---	---	---	---	---	---	---	---	---	---	---	---	---	---	---	---	---	---	---	---	---	---	---	---	---	---	---	---	---	---	---	---	---	---	---	---	---	---	---	---	---	---	---	---	---	---	---	---	---	---	---	---	---	---	---	---	---	---	---	---	---	---	---	---	---	---	---	---	---	---	---	---	---	---	---	---	---	---	---	---	---	---	---	---	---	---	---	---	---	---	---	---	---	---	---	---	---	---	---	---	---	---	---	---	---	---	---	---	---	---	---	---	---	---	---	---	---	---	---	---	---	---	---	---	---	---	---	---	---	---	---	---	---	---	---	---	---	---	---	---	---	---	---	---	---	---	---	---	---	---	---	---	---	---	---	---	---	---	---	---	---	---	---	---	---	---	---	---	---	---	---	---	---	---	---	---	---	---	---	---	---	---	---	---	---	---	---	---	---	---	---	---	---	---	---	---	---	---	---	---	---	---	---	---	---	---	---	---	---	---	---	---	---	---	---	---	---	---	---	---	---	---	---	---	---	---	---	---	---	---	---	---	---	---	---	---	---	---	---	---	---	---	---	---	---	---	---	---	---	---	---	---	---	---	---	---	---	---	---	---	---	---	---	---	---	---	---	---	---	---	---	---	---	---	---	---	---	---	---	---	---	---	---	---	---	---	---	---	---	---	---	---	---	---	---	---	---	---	---	---	---	---	---	---	---	---	---	---	---	---	---	---	---	---	---	---	---	---	---	---	---	---	---	---	---	---	---	---	---	---	---	---	---	---	---	---	---	---	---	---	---	---	---	---	---	---	---	---	---	---	---	---	---	---	---	---	---	---	---	---	---	---	---	---	---	---	---	---	---	---	---	---	---	---	---	---	---	---	---	---	---	---	---	---	---	---	---	---	---	---	---	---	---	---	---	---	---	---	---	---	---	---	---	---	---	---	---	---	---	---	---	---	---	---	---	---	---	---	---	---	---	---	---	---	---	---	---	---	---	---	---	---	---	---	---	---	---	---	---	---	---	---	---	---	---	---	---	---	---	---	---	---	---	---	---	---	---	---	---	---	---	---	---	---	---	---	---	---	---	---	---	---	---	---	---	---	---	---	---	---	---	---	---	---	---	---	---	---	---	---	---	---	---	---	---	---	---	---	---	---	---	---	---	---	---	---	---	---	---	---	---	---	---	---	---	---	---	---	---	---	---	---	---	---	---	---	---	---	---	---	---	---	---	---	---	---	---	---	---	---	---	---	---	---	---	---	---	---	---	---	---	---	---	---	---	---	---	---	---	---	---	---	---	---	---	---	---	---	---	---	---	---	---	---	---	---	---	---	---	---	---	---	---	---	---	---	---	---	---	---	---	---	---	---	---	---	---	---	---	---	---	---	---	---	---	---	---	---	---	---	---	---	---	---	---	---	---	---	---	---	---	---	---	---	---	---	---	---	---	---	---	---	---	---	---	---	---	---	---	---	---	---	---	---	---	---	---	---	---	---	---	---	---	---	---	---	---	---	---	---	---	---	---	---	---	---	---	---	---	---	---	---	---	---	---	---	---	---	---	---	---	---	---	---	---	---	---	---	---	---	---	---	---	---	---	---	---	---	---	---	---	---	---	---	---	---	---	---	---	---	---	---	---	---	---	---	---	---	---	---	---	---	---	---	---	---	---	---	---	---	---	---	---	---	---	---	---	---	---	---	---	---	---	---	---	---	---	---	---	---	---	---	---	---	---	---	---	---	---	---	---	---	---	---	---	---	---	---	---	---	---	---	---	---	---	---	---	---	---	---	---	---	---	---	---	---	---	---	---	---	---	---	---	---	---	---	---	---	---	---	---	---	---	---	---	---	---	---	---	---	---	---	---	---	---	---	---	---	---	---	---	---	---	---	---	---	---	---	---	---	---	---	---	---	---	---	---	---	---	---	---	---	---	---	---	---	---	---	---	---	---	---	---	---	---	---	---	---	---	---	---	---	---	---	---	---	---	---	---	---	---	---	---	---	---	---	---	---	---	---	---	---	---	---	---	---	---	---	---	---	---	---	---	---	---	---	---	---	---	---	---</
------------	-------	-----	-----	-----	------------	------------	------	-------------------	-----	-----	---	-----	------------	-----	-----	-----	-----	-----	-----	-----	-----	-----	-----	-----	-----	-----	-----	-----	-----	-----	-----	-----	-----	-----	-----	-----	-----	-----	-----	-----	-----	-----	-----	-----	-----	-----	-----	-----	-----	-----	-----	-----	-----	-----	-----	-----	-----	-----	-----	-----	-----	-----	-----	-----	-----	-----	-----	-----	-----	-----	-----	-----	-----	-----	-----	-----	-----	-----	-----	-----	-----	-----	-----	-----	-----	-----	-----	-----	-----	-----	-----	-----	-----	-----	-----	-----	-----	-----	-----	-----	-----	-----	-----	-----	-----	-----	-----	-----	-----	-----	-----	-----	-----	-----	-----	-----	-----	-----	-----	-----	-----	-----	-----	-----	-----	-----	-----	-----	-----	-----	-----	-----	-----	-----	-----	-----	-----	-----	-----	-----	-----	-----	-----	-----	-----	-----	-----	-----	-----	-----	-----	-----	-----	-----	-----	-----	-----	-----	-----	-----	-----	-----	-----	-----	-----	-----	-----	-----	-----	-----	-----	-----	-----	-----	-----	-----	-----	-----	-----	-----	-----	-----	-----	-----	-----	-----	-----	-----	-----	-----	-----	-----	-----	-----	-----	-----	-----	-----	-----	-----	-----	-----	-----	-----	-----	-----	-----	-----	-----	-----	-----	-----	-----	-----	-----	-----	-----	-----	-----	-----	-----	-----	-----	-----	-----	-----	-----	-----	-----	-----	-----	-----	-----	-----	-----	-----	-----	-----	-----	-----	-----	-----	-----	-----	-----	-----	-----	-----	-----	-----	-----	-----	-----	-----	-----	-----	-----	-----	-----	-----	-----	-----	-----	-----	-----	-----	-----	-----	-----	-----	-----	-----	-----	-----	-----	-----	-----	-----	-----	-----	-----	-----	-----	-----	-----	-----	-----	-----	-----	-----	-----	-----	-----	-----	-----	-----	-----	-----	-----	-----	-----	-----	-----	-----	-----	-----	-----	-----	-----	-----	-----	-----	-----	-----	-----	-----	-----	-----	-----	-----	-----	-----	-----	-----	-----	-----	-----	-----	-----	-----	-----	-----	-----	-----	-----	-----	-----	-----	-----	-----	-----	-----	-----	-----	-----	-----	-----	-----	-----	-----	-----	-----	-----	-----	-----	-----	-----	-----	-----	-----	-----	-----	-----	-----	-----	-----	-----	-----	-----	-----	-----	-----	-----	-----	-----	-----	-----	-----	-----	-----	-----	-----	-----	-----	-----	-----	-----	-----	-----	-----	-----	-----	-----	-----	-----	-----	-----	-----	-----	-----	-----	-----	-----	-----	-----	-----	-----	-----	-----	-----	-----	-----	-----	-----	-----	-----	-----	-----	-----	-----	-----	-----	-----	-----	-----	-----	-----	-----	-----	-----	-----	-----	-----	-----	-----	-----	-----	-----	-----	-----	-----	-----	-----	-----	-----	-----	-----	-----	-----	-----	-----	-----	-----	-----	-----	-----	-----	-----	-----	-----	-----	-----	-----	-----	-----	-----	-----	-----	-----	-----	-----	-----	-----	-----	-----	-----	-----	-----	-----	-----	-----	-----	-----	-----	-----	-----	-----	-----	-----	-----	-----	-----	-----	-----	-----	-----	-----	-----	-----	-----	-----	-----	-----	-----	-----	-----	-----	-----	-----	-----	-----	-----	-----	-----	-----	-----	-----	-----	-----	-----	-----	-----	-----	-----	-----	-----	-----	-----	-----	-----	-----	-----	-----	-----	-----	-----	-----	-----	-----	-----	-----	-----	-----	-----	-----	-----	-----	-----	-----	-----	-----	-----	-----	-----	-----	-----	-----	-----	-----	-----	-----	-----	-----	-----	-----	-----	-----	-----	-----	-----	-----	-----	-----	-----	-----	-----	-----	-----	-----	-----	-----	-----	-----	-----	-----	-----	-----	-----	-----	-----	-----	-----	-----	-----	-----	-----	-----	-----	-----	-----	-----	-----	-----	-----	-----	-----	-----	-----	-----	-----	-----	-----	-----	-----	-----	-----	-----	-----	-----	-----	-----	-----	-----	-----	-----	-----	-----	-----	-----	-----	-----	-----	-----	-----	-----	-----	-----	-----	-----	-----	-----	-----	-----	-----	-----	-----	-----	-----	-----	-----	-----	-----	-----	-----	-----	-----	-----	-----	-----	-----	-----	-----	-----	-----	-----	-----	-----	-----	-----	-----	-----	-----	-----	-----	-----	-----	-----	-----	-----	-----	-----	-----	-----	-----	-----	-----	-----	-----	-----	-----	-----	-----	-----	-----	-----	-----	-----	-----	-----	-----	-----	-----	-----	-----	-----	-----	-----	-----	-----	-----	-----	-----	-----	-----	-----	-----	-----	-----	-----	-----	-----	-----	-----	-----	-----	-----	-----	-----	-----	-----	-----	-----	-----	-----	-----	-----	-----	-----	-----	-----	-----	-----	-----	-----	-----	-----	-----	-----	-----	-----	-----	-----	-----	-----	-----	-----	-----	-----	-----	-----	-----	-----	-----	-----	-----	-----	-----	-----	-----	-----	-----	-----	-----	-----	-----	-----	-----	-----	-----	-----	-----	-----	-----	-----	-----	-----	-----	-----	-----	-----	-----	-----	-----	-----	-----	-----	-----	-----	-----	-----	-----	-----	-----	-----	-----	-----	-----	-----	-----	-----	-----	-----	-----	-----	-----	-----	-----	-----	-----	-----	-----	-----	-----	-----	-----	-----	-----	-----	-----	-----	-----	-----	-----	-----	-----	-----	-----	-----	-----	-----	-----	-----	-----	-----	-----	-----	-----	-----	-----	-----	-----	-----	-----	-----	-----	-----	-----	-----	-----	-----	-----	-----	-----	-----	-----	-----	-----	-----	-----	-----	-----	-----	-----	-----	-----	-----	-----	-----	-----	-----	-----	-----	-----	-----	-----	-----	-----	-----	-----	-----	-----	-----	-----	-----	-----	-----	-----	-----	-----	-----	-----	-----	-----	-----	-----	-----	-----	-----	-----	-----	-----	-----	-----	-----	-----	-----	-----	-----	-----	-----	-----	-----	-----	-----	-----	-----	-----	-----	-----	-----	-----	-----	-----	-----	-----	-----	-----	-----	-----	-----	-----	-----	-----	-----	-----	-----	-----	-----	-----	-----	-----	-----	-----	-----	-----	-----	-----	-----	-----	-----	-----	-----	-----	-----	-----	-----	-----	-----	-----	-----	-----	-----	-----	-----	-----	-----	-----	-----	-----	-----	-----	-----	-----	-----	-----	-----	-----	-----	-----	-----	-----	-----	-----	-----	-----	-----	-----	-----	-----	-----	-----	-----	-----	-----	-----	-----	-----	-----	-----	-----	-----	-----	-----	-----	-----	-----	-----	-----	-----	-----	-----	-----	-----	-----	-----	-----	-----	-----	-----	-----	-------

Number of Outstanding Securities	Nominal Value	Dividends [1]			Date of Last Coupon		Note	Shares	Closing price	% change	Previous closing		Open price	Price min	Price max	Last price	Avg price	Last Bid [7]	Last Ask [7]	P/E after tax	Year	Volume	Trades	Transactions Value[8]	Company Mkt Value (thou. €)	Year low	Year high	Sector[4]	
		2020	2021	2022	Dividend [2]	Right					price/date																		
7,125,216	0.650	---	---	---	01/07/2005	14/12/1999	4955	KRE.KA SA (CR)	0.28	---	↘	0.28	06/04/2023	---	---	---	---	---	---	---	---	---	---	---	1,995.06	0.17	0.43	45102010	
7,734,375	1.00	---	---	---	09/07/2007	07/01/2011	5277	LIVANIS SA (CR)	0.125	---	↘	0.125	28/04/2023	---	---	---	---	---	841@0.130	---	---	---	---	---	---	966.80	0.12	0.18	40301030

Shares' Notes

Code	Note text
()	- Adjusted dividends.
*	- Last adjusted closing price.
[1]	- Net dividends.
[2]	- The "Date of Last Coupon" for New listings refers to the date company's stocks started to trade in Athex
[3]	- The Company Market Value is referred to the number of outstanding shares
[4]	- Sectors codification can be found in Appendix A
[5]	- The Market Value refers to the total number of shares listed (including their several classes) in the exchange by the company.
[6]	- P/E greater than 100
[7]	- Last view of the Order Book before the end of the trading session
[8]	- All Blocks Methods' Transactions Value are included.
4750	- Transfer to the Under Surveillance Category from 8/4/2011.
4955	- Transfer to the Surveillance Category as from 5/4/2013.
4957	- Transfer to the Surveillance Category as from 5/4/2013.
4958	- Transfer to the Surveillance Category as from 5/4/2013.
4959	- Transfer to the Surveillance Category as from 5/4/2013.
5093	- Transfer to the Surveillance Category as of 8/4/2015.
5141	- Transfer to the Surveillance Category as of 10/05/2017.
5160	- Transfer to the Surveillance Category as of 15/04/2016.
5165	- Transfer to the Surveillance Category as of 15/02/2018.
5179	- Suspension of trading as of 25/05/2018.
5193	- Transfer to the Surveillance Category as of 25/10/2018.
5197	- Transfer to the Surveillance Category as of 07/11/2018.
5216	- Suspension of trading as of 01/10/2019.
5232	- Transfer to the Under Surveillance Category from 08/04/2011.
5233	- Suspension of trading as of 13/05/2020.
5248	- Transfer to the Surveillance Category as of 06/09/20116.
5253	- Transfer to the Surveillance Category as of 14/5/2021.
5275	- Transfer to the Surveillance Category as of 09/07/2020.
5277	- Suspension of trading as of 02/05/2023.
5278	- Suspension of trading as of 03/05/2023.

Securities Blocks Details

Securities	Block Volume	Price	Block Trade Value	Time of approval	Note
INTRACOM HOLDINGS (CR)	32,500	1.85	60,125.00	10:33:12	20
MOTOR OIL (CR)	10,000	21.40	214,000.00	10:34:25	20
ENTERSOFT (CR)	44,675	4.33	193,442.75	11:42:00	20
ENTERSOFT (CR)	44,675	4.33	193,442.75	11:43:35	20
ENTERSOFT (CR)	24,000	4.33	103,920.00	12:11:36	20
ENTERSOFT (CR)	24,121	4.33	104,443.93	12:13:28	20
PIRAEUS FINANCIAL HOLD (CR)	150,000	2.33	349,500.00	12:22:48	20
MOTODYNAMICS S.A. (CR)	17,000	3.15	53,550.00	12:38:09	20
MOTODYNAMICS S.A. (CR)	35,000	3.15	110,250.00	12:39:21	20
AUTOHELLAS SA (CR)	14,000	13.94	195,160.00	12:47:09	20
ENTERSOFT (CR)	11,500	4.33	49,795.00	12:54:33	20
ENTERSOFT (CR)	11,500	4.33	49,795.00	12:56:28	20
PIRAEUS FINANCIAL HOLD (CR)	1,000,000	2.32	2,320,000.00	14:11:53	20
OTE (CR)	100,000	13.70	1,370,000.00	15:32:19	20
EUROBANK HOLDINGS (CR)	370,000	1.42	523,920.00	15:32:43	20
ALPHA SERVICES HOLD (CR)	1,000,000	1.20	1,201,000.00	15:48:25	20
PIRAEUS FINANCIAL HOLD (CR)	450,000	2.35	1,058,400.00	15:54:42	20
PIRAEUS FINANCIAL HOLD (CR)	197,014	2.35	463,376.93	15:58:39	20
MPLE KEDROS (CR)	50,000	2.30	115,000.00	16:11:57	20
NATIONAL BANK (CR)	200,000	5.35	1,069,600.00	16:48:08	20
MYTILINEOS (CR)	24,468	26.30	643,508.40	16:49:49	20
MYTILINEOS (CR)	24,469	26.32	644,024.08	16:50:36	20
AUTOHELLAS SA (CR)	67,400	14.10	950,340.00	17:12:10	20

Blocks Notes

- 9 - Method 6-1 / Special Fees
- 10 - Method 6-1 / Special Fees, SDS
- 14 - Method 6-3 / Settlement, Incomplete Buy and Sell
- 18 - Method 6-2 / SPOT 1
- 19 - Method 6-2 / SPOT 2
- 20 - Method 6-1 and Method 6-1 Same Day Settlement
- 21 - Other Pre-agreed

Shares Rights Details

Occured date	Exercise from	Exercise until	Trading until	Rights	Price min	Price max	Closing price	Last Bid	Last Ask	Volume	Trades	Transactions Value
-----------------	------------------	-------------------	------------------	--------	--------------	--------------	------------------	----------	----------	--------	--------	-----------------------

No Rights Transactions.

Forced Sales Details

Securities	Category of Security	Transactions Volume	Number of Trades	Transactions Value	Note
CRETE PLASTICS SA (CR)	Stocks	42,000	2	693,000.00	1

Forced Sales Notes

- 1 - Compulsory Public Forced Sales
- 2 - Forced Sales of Fixed Registered Shares
- 3 - Forced Sales of Remaining Fractional Shares

Exchange Traded Funds (ETFs) Characteristics

	Transactions Date (T)	Creation / Redemption	Units (T-1)	New Units (T-1)	Redemption Units (T-1)	Units (T) [1]	Fund Assets [2]	Net Unit Price	Dividend per Unit	Dividend Date
ALPHA ETF FTSE Athex Large Cap	16/05/2023	5,000	906,928	---	---	906,928	24,955,140.00	27.5161	0.52	01/07/2022

ETFs Notes

[1] - Units (T) = Units (T-1) + New Units (T-1) - Redemption Units (T-1)

[2] - The Creation / Redemption Units of T-1 are included.

Non Convertible Corporate Bonds - Regulated Market

Num Listed Bonds	Nominal price	Issue price	Today's Rate	Exp. Date	Duration (years)	Note	Coupon		Trading Unit	Corporate Bonds	Accrued Intl.	Yield.T.Mat	Price min	Price max	Closing price	Previous closing price/date	Volume	Transactions Value	Last order		Date	ear min	Year max	
							Common	Preffered											Price	Buy / Sell				
100,000	1,000.00	1,000.00	2.95	11/02/2027	5	---	3	---	1	SAFE BULKERS PARTICIPATIONS PLC (Non Convertible)	7.7028	4.9540	92.9999	92.9999	92.9999	93.0000	15/05/2023	1,000	937.70	92.5000	B	16/05/2023	89.9269	96.3000
320,000	1,000.00	1,000.00	3.40	21/07/2027	7	---	6	---	1	LAMDA DEVELOPMENT S.A. (Non Convertible)	10.8611	5.0440	92.5000	93.6000	92.5414	93.4400	15/05/2023	305,000	286,382.14	92.2000	B	16/05/2023	91.4001	95.5000
200,000	1,000.00	1,000.00	2.10	27/10/2027	7	---	6	---	1	O.P.A.P. S.A. (Non Convertible)	1.2250	3.7120	92.2201	92.9899	92.9899	93.0000	15/05/2023	2,000	1,854.55	92.3000	B	16/05/2023	91.9800	95.4000
200,000	1,000.00	1,000.00	1.90	23/03/2028	7	---	5	---	1	MOTOR OIL CORINTH REFINERIES SA (Non Convertible)	2.9556	4.1750	89.5100	90.0000	89.9994	89.6260	15/05/2023	59,000	53,171.89	89.6500	B	16/05/2023	87.5500	90.5000
100,000	1,000.00	1,000.00	2.70	25/05/2026	5	---	4	---	1	COSTAMARE PARTICIPATIONS PLC (Non Convertible)	13.0500	3.6620	96.8000	96.8000	96.8000	96.9000	15/05/2023	1,000	981.05	96.0000	B	16/05/2023	92.1400	97.0000
300,000	1,000.00	1,000.00	2.30	20/07/2028	7	---	4	---	1	PRODEA REIC S.A.(Non Convertible)	7.5389	5.9160	84.2000	85.4996	84.4950	84.1800	15/05/2023	285,000	242,812.56	84.3500	B	16/05/2023	82.0100	85.8000
150,000	1,000.00	1,000.00	2.65	22/10/2026	5	---	4	---	1	CPLP SHIPPING HOLDINGS PLC (Non Convertible)	1.7667	4.2830	94.4999	94.5000	94.5000	94.5000	15/05/2023	13,000	12,307.96	94.0000	B	16/05/2023	92.5500	96.0000
250,000	1,000.00	1,000.00	2.45	16/11/2028	7	---	4	---	1	ELVALHALCOR S.A. (Non Convertible)	0.1361	5.0140	87.4000	88.0000	88.0000	87.9000	15/05/2023	75,000	65,992.61	87.5000	B	16/05/2023	85.6375	91.0000
500,000	1,000.00	1,000.00	2.75	03/07/2027	7	---	6	---	1	GEK TERNA S.A. (Non Convertible)	10.3125	4.8050	91.2500	91.4900	91.4900	91.1750	15/05/2023	109,000	100,706.60	91.3200	B	16/05/2023	86.8000	91.4999
300,000	1,000.00	1,000.00	2.30	14/12/2028	7	---	3	---	1	GEK TERNA S.A. (Non Convertible)	9.9028	5.1520	86.7497	86.7497	86.7497	86.7490	15/05/2023	3,000	2,632.20	86.1000	B	16/05/2023	82.1339	87.4500
175,000	1,000.00	1,000.00	3.40	26/07/2024	5	---	8	---	1	ATTICA HOLDINGS S.A. (Non Convertible)	10.5778	4.5780	97.8001	98.4000	97.9546	97.7220	15/05/2023	22,000	21,782.72	98.0000	B	16/05/2023	96.6179	98.9000
230,000	1,000.00	1,000.00	4.70	12/07/2029	7	---	2	---	1	LAMDA DEVELOPMENT S.A. (Non convertible)	16.4500	4.6270	99.4500	99.5900	99.4500	99.5940	15/05/2023	56,000	56,671.30	99.3100	B	16/05/2023	94.9889	101.0000
100,000	1,000.00	1,000.00	4.40	26/07/2029	7	---	2	---	1	CPLP SHIPPING HOLDINGS PLC (Non Convertible)	13.6889	4.2870	99.0000	99.9000	99.7989	99.9500	15/05/2023	21,000	21,136.31	98.8510	B	16/05/2023	97.2369	100.8000
200,000	1,000.00	1,000.00	3.60	12/03/2026	7	---	9	---	1	AEGEAN AIRLINES S.A. (Non Convertible)	6.6000	3.6250	97.5000	98.9000	98.5000	98.2810	15/05/2023	63,000	62,381.11	97.5000	B	16/05/2023	95.6301	98.9000
120,000	1,000.00	1,000.00	3.95	04/04/2025	7	---	11	---	1	GEK TERNA S.A. (Non Convertible)	4.8278	3.6490	99.2000	99.5000	99.2000	99.6940	15/05/2023	19,000	18,981.73	98.9000	B	16/05/2023	97.5523	99.8000
20,148	1,000.00	1,000.00	4.95	26/06/2023	5	---	10	---	1	B&F COMM. & GARM. INDUS. S.A. (Non Convertible)	19.5250	8.9600	---	---	---	99.3000	21/04/2023	---	---	99.4000	S	16/05/2023	99.0571	100.6899
150,000	1,000.00	1,000.00	2.60	22/10/2026	7	---	8	---	1	TERNA ENERGY FINANCE S.A. (Non Convertible)	1.7333	3.6500	95.6897	95.6898	95.6898	95.0670	15/05/2023	7,000	6,710.42	95.0000	B	16/05/2023	92.5000	95.7400
100,000	1,000.00	1,000.00	2.80	25/01/2027	5	---	3	---	1	PREMIA S.A. (Non Convertible)	8.7889	5.6000	---	---	---	90.6790	15/05/2023	---	---	88.8000	B	16/05/2023	87.6862	92.5100

Corporate Bonds Notes

Transactions Volume = (Pieces) * (Nominal Price). Transactions Value = (Pieces) * (Nominal Price) * (price %) + (Accrued interest).
The price of a Bond is stated as a percentage (%) of Bond's Nominal Price.
Nominal Price in Euros (€), except if it is noted differently.

Non Convertible Corporate Bonds - Regulated Market

Num Listed Bonds	Nominal price	Issue price	Today's Rate	Exp. Date	Duration (years)	Note	Coupon		Trading Unit	Corporate Bonds	Accrued Int.	Yield.T.Mat	Price min	Price max	Closing price	Previous closing price/date	Volume	Transactions Value	Last order		ear min	Year max
							Common	Preferred											Price	Buy / Sell		
120,000	1,000.00	1,000.00	2.65	06/12/2028	7	---	3	---	1	NOVAL PROPERTY REIC (Non Convertible)	11.9986	5.2000	87.4200	88.0000	88.0000	87.8700 15/05/2023	85,000	75,809.28	87.4200	B	16/05/2023	84.3700 90.8700

Corporate Bonds Notes

Transactions Volume = (Pieces) * (Nominal Price). Transactions Value = (Pieces) * (Nominal Price) * (price %) + (Accrued interest).
The price of a Bond is stated as a percentage (%) of Bond's Nominal Price.
Nominal Price in Euros (€), except if it is noted differently.

Government Bonds

Number Listed Bonds	Nominal price	Today's Rate	Accrued Interest Calc	Exp. Date [1]	Duration (years)	Note	Coupons Date	Curr. coupon value	Trading Unit	Government Bonds	Price min	Price max	Closing price	Previous closing price/date	Volume	Transactions Value	Price	Last order Buy / Sell	Date
4,500,000	1,000.00	1.88	Actual/Actual	04/02/2035	15	---	04/02	1.88	1	GGB-FXD-040235-15Y-1.875-1.000	---	---	---	---	---	---	---	---	---
2,500,000	1,000.00	3.45	Actual/Actual	02/04/2024	5	---	02/04	3.45	1	GGB-FXD-020424-05Y-3.450-1.000	---	---	---	---	---	---	---	---	---
6,000,000	1,000.00	0.75	Actual/Actual	18/06/2031	10	---	18/06	0.75	1	GGB-FXD-180631-10Y-0.750-1.000	---	---	---	---	---	---	---	---	---
2,500,000	1,000.00	3.88	Actual/Actual	15/06/2028	5	---	15/06	3.88	1	GGB-FXD-150628-05Y-3.875-1.000	---	---	---	---	---	---	---	---	---
5,962,747,327	1.00	3.75	Actual/Actual	30/01/2028	10	---	/02 - 01/02 - 31/	3.75	1	GGB-FXD-300128-10Y-3.750-1.00	---	---	---	85.4610 13/07/2018	---	---	1.0000	B	28/11/2018
7,067,309,386	1.00	3.90	Actual/Actual	30/01/2033	15	---	/02 - 01/02 - 31/	3.90	1	GGB-FXD-300133-15Y-3.900-1.00	---	---	---	78.6730 13/07/2018	---	---	1.0000	B	28/11/2018
5,472,848,349	1.00	4.00	Actual/Actual	30/01/2037	19	---	/02 - 01/02 - 31/	4.00	1	GGB-FXD-300137-19Y-4.000-1.00	---	---	---	77.0370 13/07/2018	---	---	1.0000	B	28/11/2018
5,276,770,669	1.00	4.20	Actual/Actual	30/01/2042	24	---	/02 - 01/02 - 31/	4.20	1	GGB-FXD-300142-24Y-4.200-1.00	---	---	---	77.7640 13/07/2018	---	---	1.0000	B	28/11/2018
48,794,718	1.00	4.30	Actual/Actual	24/02/2024	12	---	24/02	4.30	1	GGB-FXD-240224-12Y-2.000-1.00	---	---	---	10.0000 22/06/2015	---	---	---	---	---
40,248,141	1.00	4.30	Actual/Actual	24/02/2025	13	---	24/02	4.30	1	GGB-FXD-240225-13Y-2.000-1.00	---	---	---	10.0000 22/06/2015	---	---	---	---	---
59,586,043	1.00	4.30	Actual/Actual	24/02/2026	14	---	24/02	4.30	1	GGB-FXD-240226-14Y-2.000-1.00	---	---	---	10.0000 22/06/2015	---	---	---	---	---
41,118,344	1.00	4.30	Actual/Actual	24/02/2027	15	---	24/02	4.30	1	GGB-FXD-240227-15Y-2.000-1.00	---	---	---	10.0000 22/06/2015	---	---	---	---	---
45,137,734	1.00	4.30	Actual/Actual	24/02/2028	16	---	24/02	4.30	1	GGB-FXD-240228-16Y-2.000-1.00	---	---	---	10.0000 22/06/2015	---	---	---	---	---
61,768,888	1.00	4.30	Actual/Actual	24/02/2029	17	---	24/02	4.30	1	GGB-FXD-240229-17Y-2.000-1.00	---	---	---	10.0000 22/06/2015	---	---	---	---	---
54,567,744	1.00	4.30	Actual/Actual	24/02/2030	18	---	24/02	4.30	1	GGB-FXD-240230-18Y-2.000-1.00	---	---	---	10.0000 22/06/2015	---	---	---	---	---
37,541,515	1.00	4.30	Actual/Actual	24/02/2031	19	---	24/02	4.30	1	GGB-FXD-240231-19Y-2.000-1.00	---	---	---	10.0000 22/06/2015	---	---	---	---	---
37,558,317	1.00	4.30	Actual/Actual	24/02/2032	20	---	24/02	4.30	1	GGB-FXD-240232-20Y-2.000-1.00	---	---	---	10.0000 22/06/2015	---	---	---	---	---
37,473,732	1.00	4.30	Actual/Actual	24/02/2033	21	---	24/02	4.30	1	GGB-FXD-240233-21Y-2.000-1.00	---	---	---	10.0000 22/06/2015	---	---	---	---	---
33,888,293	1.00	4.30	Actual/Actual	24/02/2034	22	---	24/02	4.30	1	GGB-FXD-240234-22Y-2.000-1.00	---	---	---	10.0000 22/06/2015	---	---	---	---	---
35,177,800	1.00	4.30	Actual/Actual	24/02/2035	23	---	24/02	4.30	1	GGB-FXD-240235-23Y-2.000-1.00	---	---	---	10.0000 22/06/2015	---	---	---	---	---
35,547,268	1.00	4.30	Actual/Actual	24/02/2036	24	---	24/02	4.30	1	GGB-FXD-240236-24Y-2.000-1.00	---	---	---	10.0000 22/06/2015	---	---	---	---	---
40,246,306	1.00	4.30	Actual/Actual	24/02/2037	25	---	24/02	4.30	1	GGB-FXD-240237-25Y-2.000-1.00	---	---	---	10.0000 22/06/2015	---	---	---	---	---
37,643,952	1.00	4.30	Actual/Actual	24/02/2038	26	---	24/02	4.30	1	GGB-FXD-240238-26Y-2.000-1.00	---	---	---	10.0000 22/06/2015	---	---	---	---	---
36,977,100	1.00	4.30	Actual/Actual	24/02/2039	27	---	24/02	4.30	1	GGB-FXD-240239-27Y-2.000-1.00	---	---	---	10.0000 22/06/2015	---	---	---	---	---
41,615,000	1.00	4.30	Actual/Actual	24/02/2040	28	---	24/02	4.30	1	GGB-FXD-240240-28Y-2.000-1.00	---	---	---	10.0000 22/06/2015	---	---	---	---	---
42,227,208	1.00	4.30	Actual/Actual	24/02/2041	29	---	24/02	4.30	1	GGB-FXD-240241-29Y-2.000-1.00	---	---	---	10.0000 22/06/2015	---	---	---	---	---
68,288,487	1.00	4.30	Actual/Actual	24/02/2042	30	---	24/02	4.30	1	GGB-FXD-240242-30Y-2.000-1.00	---	---	---	10.0000 22/06/2015	---	---	---	---	---
4,000,000	1,000.00	3.88	Actual/Actual	12/03/2029	10	---	12/03	3.88	1	GGB-FXD-120329-10Y-3.875-1.000	---	---	---	---	---	---	100.0000	B	15/10/2019
4,500,000	1,000.00	0.00	Actual/Actual	12/02/2026	5	---	12/02	0.00	1	GGB-FXD-120226-05Y-0.000-1.000	---	---	---	---	---	---	---	---	---
3,000,000	1,000.00	3.38	Actual/Actual	15/02/2025	7	---	15/02	3.38	1	GGB-FXD-150225-07Y-3.375-1.000	---	---	---	---	---	---	---	---	---
964,000	1,000.00	3.25	Actual/Actual	20/03/2025	6	---	20/03	3.25	1	GGB-FXD-200325-06Y-3.250-1.000	---	---	---	---	---	---	---	---	---
2,100,000	1,000.00	3.55	Actual/Actual	20/03/2026	7	---	20/03	3.55	1	GGB-FXD-200326-07Y-3.550-1.000	---	---	---	---	---	---	---	---	---
40,000	1,000.00	2.18	FLR Actual/360	16/09/2023	1	---	16/03 - 16/09	---	1	GGB-FLT-160923-01Y-2.178-1.000	---	---	---	---	---	---	---	---	---
5,500,000	1,000.00	1.50	Actual/Actual	18/06/2030	10	---	18/06	1.50	1	GGB-FXD-180630-10Y-1.500-1.000	---	---	---	---	---	---	---	---	---

Government Bonds Notes

Transactions Volume = (Pieces) * (Nominal Price). Transactions Value = (Pieces) * (Nominal Price) * (price %) + (Accrued interest).
The Value of current coupon for the issues with NV 0.01 euro refers to NV 100 euros
FLR: Floating Interest Rate.
[1] - The Expiration Date of the interest bearing period and the Date for coupon payment.

Government Bonds

Number Listed Bonds	Nominal price	Today's Rate	Accrued Interest Calc	Exp. Date [1]	Duration (years)	Note	Coupons Date	Curr. coupon value	Trading Unit	Government Bonds	Price min	Price max	Closing price	Previous closing price/date	Volume	Transactions Value	Price	Last order Buy / Sell	Date
5,364,250	1,000.00	3.25	Actual/Actual	20/03/2050	30	---	20/03	3.25	1	GGB-FXD-200350-30Y-3.250-1.000	---	---	---	---	---	---	---	---	---
3,924,361	1,000.00	2.00	Actual/Actual	22/04/2027	7	---	22/04	2.00	1	GGB-FXD-220427-07Y-2.000-1.000	---	---	---	---	---	---	99.9000	B	22/04/2020
2,500,000	1,000.00	1.88	Actual/Actual	23/07/2026	7	---	23/07	1.88	1	GGB-FXD-230726-07Y-1.875-1.000	---	---	---	---	---	---	---	---	---
3,800,000	1,000.00	4.25	Actual/Actual	15/06/2033	10	---	15/06	4.25	1	GGB-FXD-150633-10Y-4.250-1.000	---	---	---	---	---	---	---	---	---
3,500,000	1,000.00	1.88	Actual/Actual	24/01/2052	30	---	24/01	1.88	1	GGB-FXD-240152-30Y-1.875-1.000	---	---	---	---	---	---	---	---	---
3,700,000	1,000.00	1.75	Actual/Actual	18/06/2032	10	---	18/06	1.75	1	GGB-FXD-180632-10Y-1.750-1.000	---	---	---	---	---	---	---	---	---
2,200,000	1,000.00	1.13	FLR Actual/360	15/12/2027	5	---	- 15/12 - 15/03 -	---	1	GGB-FLT-151227-05Y-1.130-1.000	---	---	---	---	---	---	102.1600	B	30/12/2022

Government Bonds Notes

Transactions Volume = (Pieces) * (Nominal Price). Transactions Value = (Pieces) * (Nominal Price) * (price %) + (Accrued interest).
The Value of current coupon for the issues with NV 0.01 euro refers to NV 100 euros
FLR: Floating Interest Rate.
[1] - The Expiration Date of the interest bearing period and the Date for coupon payment.

Treasury Bills & Zero Coupon Government Bonds

	13-Week Maturity								26-Week Maturity								52-Week Maturity										
Issue Date	Exp. Date	Initial Rate	Num Listed Bonds	Nominal price	Issue price	Last Trade Price	Date	Volume Traded	Note	Exp. Date	Initial Rate	Num Listed Bonds	Nominal price	Issue price	Last Trade Price	Date	Volume Traded	Note	Exp. Date	Initial Rate	Num Listed Bonds	Nominal price	Issue price	Last Trade Price	Date	Volume Traded	Note
10/06/2022	---	---	---	---	---	---	---	---	---	---	---	---	---	---	---	---	---	---	09/06/2023	0.83	1,600,000	1,000.00	991.68	---	---	---	---
09/09/2022	---	---	---	---	---	---	---	---	---	---	---	---	---	---	---	---	---	---	08/09/2023	1.97	1,000,000	1,000.00	980.47	---	---	---	---
09/12/2022	---	---	---	---	---	---	---	---	---	---	---	---	---	---	---	---	---	---	08/12/2023	2.73	600,000	1,000.00	973.10	---	---	---	---
10/03/2023	---	---	---	---	---	---	---	---	---	---	---	---	---	---	---	---	---	---	08/03/2024	3.75	1,000,000	1,000.00	963.46	---	---	---	---

Bonds in Circulation	Currency / Min nominal traded Value	Coupons Payment Date	Current Coupon Value	Note	Coupon	Trading Unit	Issue Date	Duration (years)	Today's Interest	A.I.C in days	Bonds	Last price of previous days		Last Outcry in Cash (euro)			Trades in Pieces	Life min	Life Max
												Price	Buy / Sell	Date					
Corporate Bonds in Foreign Currency and Euro																			
103,746	GBP / 10	01/12	0.25	---	64	1	01/12/1930	98	2.5	360	National Mortgage Bank	2.27	05/02/1996	2.27	S	05/02/1996	---	2.27	2.27
0	GBP / 10	01/12	0.25	---	66	1	01/12/1928	100	2.5	360	National Mortgage Bank	---	---	---	---	---	---	---	---

Government Bonds Notes

A.I.C: Accrued Interest Calculation base.
FLR: Floating Interest Rate.
The minimum tradeable Nominal Value for all Demeterialised Government Titles is 100 Euros.
(μτφρ-0)

Athex & ATHEXClear Members List

Member Name			Stock Market			Derivatives Market		ATHEXClear Member	
Address	Phone	Fax	Market Member	Remote Member	Market Maker	Proprietary	Market Maker	General Clearing	Direct Clearing
A. SARRIS SECURITIES S.A.			a						
6, ΔΡΑΓΑΤΣΑΝΙΟΥ 6 ATHINA	2103367700								
AEONIC SECURITIES C.I.F. P.L.C.			a						
, ΛΑΪΟΥ 6, ΓΡ. 301B, ANNA COURT	35725337600								
ALPHA BANK S.A.								a	
, ΣΤΑΔΙΟΥ 40 ATHINA	2103260000								
ALPHA FINANCE INVESTMENT SERVICES SINGLE MEMBER SA			a		a	a	a		a
5, ΠΑΝΕΠΙΣΤΗΜΙΟΥ 45 ATHINA	2103677400								
ARGUS STOCKBROKERS LTD			a	a		a			
25 , 25 ΛΕΩΦΟΡΟΣ ΔΗΜΟΣΘΕΝΗ ΣΕΒΕΡΗ	0035722717000								
ATLANTIC SECURITIES LTD			a	a					
37, ΠΡΟΔΡΟΜΟΥ 37	0035722445400								
AXON SECURITIES S.A.			a			a			
48, ΣΤΑΔΙΟΥ 48 ATHINA	2103363800								
BETA SECURITIES S.A.			a		a	a			a
29 , Λ.ΑΛΕΞΑΝΔΡΑΣ 29 ATHINA	2106478930								
BNP PARIBAS S.A.								a	
, ΛΑΜΨΑΚΟΥ 2 ATHINA	2107468525								
BOFA SECURITIES EUROPE SA			a	a					
, 112 AVENUE KL?BER 75116	+33 153655555								
CAPITAL SECURITIES S.A.			a			a			
58, ΜΗΤΡΟΠΟΛΕΩΣ 58 ATHINA	2103369700								
CITIGROUP GLOBAL MARKETS EUROPE AG			a	a					
16, REUTERWEG 16	+49 691366-0								
CITIGROUP GLOBAL MARKETS LIMITED			a						
1, 33 CANADA SQUARE -CANARY WHARF	+44 02079864000								
CREDIT SUISSE BANK (EUROPE), S.A.			a	a					
, CALLE AYALA 42, 3A PLANTA-B MADRID	+34917916000								
CREDIT SUISSE SECURITIES (EUROPE) LIMITED			a						
1 , ONE CABOT SQUARE LONDON	+44 2078888888								
CYCLOS SECURITIES S.A.			a			a			
39, ΧΑΡΙΛΑΟΥ ΤΡΙΚΟΥΠΗ 6-8-10 ATHINA	2103364300								
DEUTSCHE BANK S.A.				a					
1 , GREAT WINCHESTER STREET LONDON	+44 20 754 54209	00441133361437							
EUROBANK EQUITIES INVESTMENT FIRM SINGLE MEMBER SA			a		a	a	a		a
, ΦΙΛΕΛΛΗΝΩΝ 10 & ΞΕΝΟΦΩΝΤΟΣ 13 ATHINA	2103720425								
EUROBANK S.A.								a	
, ΟΘΩΝΟΣ 8 ATHINA	2103337000								
EUROCORP INVESTMENT SERVICES S.A.			a			a			a
14, ΠΛ.ΦΙΛΙΚΗΣ ΕΤΑΙΡΕΙΑΣ 14 ATHINA	2107263600								
EUOTRUST INVESTMENT FIRM SA			a						
113, ΣΕΒΑΣΤΟΥΠΟΛΕΩΣ 113 ATHINA	2103363100								
EUROXX SECURITIES S.A.			a		a	a	a		a
7, ΠΑΛΑΙΟΛΟΓΟΥ ΧΑΛΑΝΔΡΙ	(210)-6879400	(210)-6879401							
7, PALEOLOGOU CHALANDRI	+30 2106879400	210-6879401							
FREEDOM FINANCE EUROPE LTD				a					
, ΧΡΙΣΤΑΚΗ ΚΡΑΝΟΥ 20	035725257786								
G. A. PERVANAS SECURITIES- INVESTMENT SERVICES S.A.			a						
7-9, ΣΟΦΟΚΛΕΟΥΣ 7-9 ATHINA	2103727200								
GLOBAL CAPITAL SECURITIES & FINANCIAL SERVICES LTD			a	a					
50, ΛΑΡΧΙΕΠΙΣΚΟΠΟΥ ΜΑΚΑΡΙΟΥ Γ50	0035722710710								
GREENPOST TRADING EUROPE LTD				a					
, KIMONOS 3, ACROPOLIS MANSIONS, 2ND FLOOR, FLAT/OFFICE 202	035722521389								
HELLENIC AMERICAN SECURITIES S.A.			a		a	a			a
27, ΑΝΔΡΕΑ ΠΑΠΑΝΔΡΕΟΥ 27 MAROUSI	2103311100								
HELLENIC BANK (INVESTMENTS) LTD				a					
, AVE.KYRIAKOU MATSI 31 - PO BOX 24747 NICOSIA	+357 22500100	357 22500110							
HSBC CONTINENTAL EUROPE								a	
109-111, Λ.ΜΕΣΟΓΕΙΩΝ 109-111	2106960000								
INDEX SECURITIES S.A.			a						
6, ΔΡΑΓΑΤΣΑΝΙΟΥ 6 ATHINA	2103213920								
J. CHR. MAVRIKIS SECURITIES S.A.			a						
5, ΣΟΦΟΚΛΕΟΥΣ 5 ATHINA	2103216730								

Athex & ATHEXClear Members List

Member Name			Stock Market			Derivatives Market		ATHEXClear Member	
Address	Phone	Fax	Market Member	Remote Member	Market Maker	Proprietary	Market Maker	General Clearing	Direct Clearing
KAPPA SECURITIES S.A.			a			a			
15, ΒΑΛΛΑΩΡΙΤΟΥ 15 ATHINA	2103678600								
KARAMANOF SECURITIES & INVESTMENT SERVICES S.A.			a						
2, ΠΛ.ΑΓ.ΘΕΟΔΩΡΩΝ 2 ATHINA	2103212947								
LAIKI FINANCIAL SERVICES LTD			a						
26, AVE. VYRONOS NICOSIA	357 22367367	357 22718567							
LEON DEPOLAS SECURITIES S.A.			a		a	a			
1, ΧΡΗΣΤΟΥ ΛΑΔΑ 1 ATHINA	2103213276 -28								
MEGA EQUITY SECURITIES & FINANCIAL SERVICES PUBLIC LTD			a	a		a			
42-44, ΛΕΩΦ.ΓΡΙΒΑΔΙΓΕΝΗ 42-44	0035722711711								
MERIT SECURITIES S.A			a		a	a			a
5, ΣΟΦΟΚΛΕΟΥΣ 5 ATHINA	2103671880								
MERRILL LYNCH INTERNATIONAL			a						
2 , 2 KING EDWARD STREET LONDON	+44 20276281000								
N. CHRYSOCHOIDIS SECURITIES S.A.			a			a			a
7-9, ΣΟΦΟΚΛΕΟΥΣ 7-9 ATHINA	2103213913								
NATIONAL BANK OF GREECE S.A.			a			a		a	
86, ΑΙΟΛΟΥ STR. ATHINA	(210)-3341000	(210)-3228187							
68, ΑΚΑΔΙΜΙΑΣ STR. ATHINA	(210)-3328817	(210)-3328678							
NATIONAL SECURITIES SINGLE MEMBER SA			a		a	a	a		
66, ΛΕΩΦΟΡΟΣ ΑΘΗΝΩΝ 128-132 & ΙΦΙΓΕΝΙΑΣ ATHINA	2103328784								
NUNTIVS BROKERAGE AND INVESTMENT SERVICES S.A			a						
6, ΔΡΑΓΑΤΣΑΝΙΟΥ 6 ATHINA	2103350599								
ONE PLUS CAPITAL LIMITED			a	a					
, 75 PRODROMOU AVENUE NICOSIA 1307	35722873760								
OPTIMA BANK S.A.			a		a	a	a	a	
32 , ΑΙΓΙΑΛΕΙΑΣ 32 & ΠΑΡΑΔΕΙΣΟΥ MAROUSI	2108173663								
PANCRETA BANK S.A								a	
, ΙΚΑΡΟΥΣ 5	2810 338800								
PANTELAKIS SECURITIES S.A.			a		a	a	a		
57, ΕΘΝΙΚΗΣ ΑΝΤΙΣΤΑΣΕΩΣ 57, ΚΤΙΡΙΟ Β CHALANDRI	2106965000								
PEGASUS SECURITIES S.A			a			a			
17 , ΒΑΛΛΑΩΡΙΤΟΥ 17 & ΑΜΕΡΙΚΗΣ ATHINA	2103670700								
PIRAEUS BANK S.A.			a			a		a	
, ΑΜΕΡΙΚΗΣ 4 ATHINA	2103335000								
PIRAEUS SECURITIES S. A.			a		a	a	a		a
10, ΣΤΑΔΙΟΥ 10 ATHINA	2103354100								
PROCHOICE SECURITIES LTD			a	a					
57, ΛΕΩΦ.ΣΠΥΡΟΥ ΚΥΠΡΙΑΝΟΥ 57, ΑΚΙΝΗΤΑ Φ	035724661192								
SHARELINK SECURITIES & FINANCIAL SERVICES LTD			a			a			
6 , HOUSE-ΘΕΟΤΟΚΗ 6 ΜΕΓΑΡΟ ΕΛΛΗΝΑ	+357 22554200								
SOCIETE GENERALE S.A.			a	a		a			
, 17 COURS VALMY, CEDEX	+157290504								
SOLIDUS SECURITIES S.A			a			a			a
64, ΛΟΥΙΖΗΣ ΡΙΑΝΚΟΥΡ 64 ATHINA	2106900600								
ST. EM. LAVRENTAKIS SECURITIES S.A.			a			a			
7-9, ΣΟΦΟΚΛΕΟΥΣ 7-9 ATHINA	2103213336								
THE CYPRUS INVESTMENT & & SECURITIES CORPORATION LTD			a	a					
154, ΑΓΙΟΥ ΠΡΟΚΟΠΙΟΥ & ΠΟΣΕΙΔΩΝΟΣ 1	00357222121700								
UBS EUROPE SE			a	a					
, OPERNTURM, BOCKENHEIMER LANDSTRASSE 2-4	496921790								
UBS LIMITED				a					
1 , FINSBURY AVENUE LONDON	+44 2075687135								

List of Stocks under Market Making operations

Securities	Stock Category
Market Maker	Start Market Making
MLS MULTIMEDIA SA (CR)	Suspension Status
PIRAEUS SECURITIES S. A.	01/08/2019
ALPHA ETF FTSE Athex Large Cap	Exchange Traded Funds (ETFs)
ALPHA FINANCE INVESTMENT SERVICES SINGLE MEMBER SA	02/01/1900
NATIONAL SECURITIES SINGLE MEMBER SA	02/01/1900
ADMIE (IPTO) HOLDING S.A. (CR)	Main Market
EUROBANK EQUITIES INVESTMENT FIRM SINGLE MEMBER SA	24/05/2021
HELLENIC AMERICAN SECURITIES S.A.	09/03/2020
PIRAEUS SECURITIES S. A.	29/06/2017
AEGEAN AIRLINES (CR)	Main Market
EUROBANK EQUITIES INVESTMENT FIRM SINGLE MEMBER SA	22/09/2020
ALPHA SERVICES HOLD (CR)	Main Market
ALPHA FINANCE INVESTMENT SERVICES SINGLE MEMBER SA	29/02/2016
EUROBANK EQUITIES INVESTMENT FIRM SINGLE MEMBER SA	22/10/2006
HELLENIC AMERICAN SECURITIES S.A.	25/07/2014
LEON DEPOLAS SECURITIES S.A.	04/01/2016
MERIT SECURITIES S.A	03/09/2012
NATIONAL SECURITIES SINGLE MEMBER SA	02/01/1900
PIRAEUS SECURITIES S. A.	28/05/2009
ALPHA TRUST (CR)	Main Market
EUROBANK EQUITIES INVESTMENT FIRM SINGLE MEMBER SA	06/02/2023
LEON DEPOLAS SECURITIES S.A.	04/01/2021
ANDROMEDA SA (CR)	Main Market
BETA SECURITIES S.A.	15/02/2021
OPTIMA BANK S.A.	03/04/2023
ATTICA BANK S.A. (CR)	Main Market
EUROXX SECURITIES S.A.	22/01/2016
PIRAEUS SECURITIES S. A.	20/09/2017
AUSTRIACARD (CB)	Main Market
BETA SECURITIES S.A.	23/03/2023
EUROBANK EQUITIES INVESTMENT FIRM SINGLE MEMBER SA	15/05/2023
AUTOHELLAS SA (CR)	Main Market
ALPHA FINANCE INVESTMENT SERVICES SINGLE MEMBER SA	01/07/2019
EUROXX SECURITIES S.A.	02/07/2018
AVAX S.A. (CR)	Main Market
EUROBANK EQUITIES INVESTMENT FIRM SINGLE MEMBER SA	14/12/2015
PIRAEUS SECURITIES S. A.	01/02/2021
AVE (CR)	Main Market
EUROXX SECURITIES S.A.	05/06/2020
BRIQ PROPERTIES (CR)	Main Market
EUROBANK EQUITIES INVESTMENT FIRM SINGLE MEMBER SA	09/09/2019
LEON DEPOLAS SECURITIES S.A.	22/02/2021
CC HBC AG (CR)	Main Market
BETA SECURITIES S.A.	08/03/2021
NATIONAL SECURITIES SINGLE MEMBER SA	02/01/1900
PIRAEUS SECURITIES S. A.	04/05/2015
CENERGY HOLDINGS (CB)	Main Market
ALPHA FINANCE INVESTMENT SERVICES SINGLE MEMBER SA	02/01/2016
EUROBANK EQUITIES INVESTMENT FIRM SINGLE MEMBER SA	02/01/2016
OPTIMA BANK S.A.	14/03/2022
PANTELAKIS SECURITIES S.A.	27/12/2022
CNL CAPITAL (CR)	Main Market
MERIT SECURITIES S.A	01/10/2018
DIMAND (CR)	Main Market
ALPHA FINANCE INVESTMENT SERVICES SINGLE MEMBER SA	08/08/2022
EUROBANK EQUITIES INVESTMENT FIRM SINGLE MEMBER SA	08/08/2022
PANTELAKIS SECURITIES S.A.	15/05/2023
EKTER SA (CR)	Main Market
BETA SECURITIES S.A.	26/09/2022
EUROBANK EQUITIES INVESTMENT FIRM SINGLE MEMBER SA	16/10/2017
LEON DEPOLAS SECURITIES S.A.	21/05/2018
ELASTRON (CR)	Main Market
LEON DEPOLAS SECURITIES S.A.	20/02/2017
ELLAKTOR (CR)	Main Market
ALPHA FINANCE INVESTMENT SERVICES SINGLE MEMBER SA	18/03/2019
EUROBANK EQUITIES INVESTMENT FIRM SINGLE MEMBER SA	01/06/2012
EUROXX SECURITIES S.A.	24/09/2018
NATIONAL SECURITIES SINGLE MEMBER SA	02/01/1900
PIRAEUS SECURITIES S. A.	22/10/2018

List of Stocks under Market Making operations

Securities	Stock Category
Market Maker	Start Market Making
ELTON SA (CR)	Main Market
BETA SECURITIES S.A.	03/09/2012
EUROBANK EQUITIES INVESTMENT FIRM SINGLE MEMBER SA	28/11/2022
OPTIMA BANK S.A.	30/01/2023
ELVALHALCOR (CR)	Main Market
ALPHA FINANCE INVESTMENT SERVICES SINGLE MEMBER SA	07/05/2018
BETA SECURITIES S.A.	09/01/2023
EUROBANK EQUITIES INVESTMENT FIRM SINGLE MEMBER SA	07/05/2018
ENTERSOFT (CR)	Main Market
ALPHA FINANCE INVESTMENT SERVICES SINGLE MEMBER SA	23/03/2023
EUROBANK EQUITIES INVESTMENT FIRM SINGLE MEMBER SA	22/06/2020
EUROBANK HOLDINGS (CR)	Main Market
ALPHA FINANCE INVESTMENT SERVICES SINGLE MEMBER SA	09/01/2006
EUROBANK EQUITIES INVESTMENT FIRM SINGLE MEMBER SA	01/06/2012
HELLENIC AMERICAN SECURITIES S.A.	25/07/2014
LEON DEPOLAS SECURITIES S.A.	30/11/2018
MERIT SECURITIES S.A	06/11/2017
NATIONAL SECURITIES SINGLE MEMBER SA	02/01/1900
PIRAEUS SECURITIES S. A.	28/09/2009
EUROCONSULTANTS S.A. (CR)	Main Market
OPTIMA BANK S.A.	01/02/2023
EYDAP S.A. (CR)	Main Market
ALPHA FINANCE INVESTMENT SERVICES SINGLE MEMBER SA	27/01/2020
EUROBANK EQUITIES INVESTMENT FIRM SINGLE MEMBER SA	10/06/2019
FOURLIS (CR)	Main Market
EUROBANK EQUITIES INVESTMENT FIRM SINGLE MEMBER SA	01/12/2016
PIRAEUS SECURITIES S. A.	06/03/2017
GEK TERNA (CR)	Main Market
BETA SECURITIES S.A.	08/03/2021
EUROBANK EQUITIES INVESTMENT FIRM SINGLE MEMBER SA	24/05/2021
PIRAEUS SECURITIES S. A.	29/08/2019
GR. SARANTIS S.A. (CR)	Main Market
BETA SECURITIES S.A.	14/05/2012
EUROBANK EQUITIES INVESTMENT FIRM SINGLE MEMBER SA	24/10/2016
HELLENIC EXCHANGES-A.S.E. (CR)	Main Market
HELLENIC AMERICAN SECURITIES S.A.	01/09/2014
NATIONAL SECURITIES SINGLE MEMBER SA	02/01/1900
PIRAEUS SECURITIES S. A.	04/05/2015
HELLENIQ ENERGY (CR)	Main Market
HELLENIC AMERICAN SECURITIES S.A.	14/09/2015
PIRAEUS SECURITIES S. A.	20/03/2017
IDEAL HOLDINGS (CR)	Main Market
EUROBANK EQUITIES INVESTMENT FIRM SINGLE MEMBER SA	07/06/2021
PIRAEUS SECURITIES S. A.	07/06/2021
INTERCONTINENTAL (CR)	Main Market
LEON DEPOLAS SECURITIES S.A.	03/06/2019
INTERLIFE G.C.I.(CR)	Main Market
BETA SECURITIES S.A.	24/10/2022
INTERWOOD-XYLEMPORIA (CR)	Main Market
EUROBANK EQUITIES INVESTMENT FIRM SINGLE MEMBER SA	05/07/2021
PANTELAKIS SECURITIES S.A.	01/07/2021
INTRAKAT (CR)	Main Market
BETA SECURITIES S.A.	04/10/2021
PANTELAKIS SECURITIES S.A.	10/10/2022
JUMBO SA (CR)	Main Market
BETA SECURITIES S.A.	01/02/2021
EUROBANK EQUITIES INVESTMENT FIRM SINGLE MEMBER SA	25/05/2020
MERIT SECURITIES S.A	06/11/2017
PIRAEUS SECURITIES S. A.	06/03/2017
KLOUKINAS - LAPPAS SA (CR)	Main Market
OPTIMA BANK S.A.	02/01/2023
KRI-KRI S.A. (CR)	Main Market
EUROBANK EQUITIES INVESTMENT FIRM SINGLE MEMBER SA	07/05/2018
LEON DEPOLAS SECURITIES S.A.	16/01/2017
LAMDA DEVELOPMENT SA (CR)	Main Market
EUROBANK EQUITIES INVESTMENT FIRM SINGLE MEMBER SA	08/12/2014
PANTELAKIS SECURITIES S.A.	06/11/2017
PIRAEUS SECURITIES S. A.	29/06/2017

List of Stocks under Market Making operations

Securities	Stock Category
Market Maker	Start Market Making
LAMPSA HOTEL SA (CR)	Main Market
LEON DEPOLAS SECURITIES S.A.	16/01/2017
MIG (CR)	Main Market
EUROBANK EQUITIES INVESTMENT FIRM SINGLE MEMBER SA	23/03/2015
PIRAEUS SECURITIES S. A.	02/02/2009
MOTOR OIL (CR)	Main Market
BETA SECURITIES S.A.	08/03/2021
EUROBANK EQUITIES INVESTMENT FIRM SINGLE MEMBER SA	22/10/2006
LEON DEPOLAS SECURITIES S.A.	01/04/2019
MERIT SECURITIES S.A.	25/02/2019
NATIONAL SECURITIES SINGLE MEMBER SA	02/01/1900
PIRAEUS SECURITIES S. A.	04/05/2015
MPLE KEDROS (CR)	Main Market
MERIT SECURITIES S.A.	30/09/2022
MYTILINEOS (CR)	Main Market
ALPHA FINANCE INVESTMENT SERVICES SINGLE MEMBER SA	15/04/2019
BETA SECURITIES S.A.	11/04/2022
EUROBANK EQUITIES INVESTMENT FIRM SINGLE MEMBER SA	20/09/2017
MERIT SECURITIES S.A.	25/02/2019
NATIONAL SECURITIES SINGLE MEMBER SA	02/01/1900
PIRAEUS SECURITIES S. A.	04/05/2015
NATIONAL BANK (CR)	Main Market
ALPHA FINANCE INVESTMENT SERVICES SINGLE MEMBER SA	09/01/2006
EUROBANK EQUITIES INVESTMENT FIRM SINGLE MEMBER SA	22/10/2006
HELLENIC AMERICAN SECURITIES S.A.	25/07/2014
LEON DEPOLAS SECURITIES S.A.	20/05/2015
MERIT SECURITIES S.A.	03/09/2012
NATIONAL SECURITIES SINGLE MEMBER SA	02/01/1900
PIRAEUS SECURITIES S. A.	08/09/2008
OPAP (CR)	Main Market
ALPHA FINANCE INVESTMENT SERVICES SINGLE MEMBER SA	09/01/2006
BETA SECURITIES S.A.	11/04/2022
EUROBANK EQUITIES INVESTMENT FIRM SINGLE MEMBER SA	22/10/2006
HELLENIC AMERICAN SECURITIES S.A.	25/07/2014
MERIT SECURITIES S.A.	20/03/2017
NATIONAL SECURITIES SINGLE MEMBER SA	02/01/1900
PIRAEUS SECURITIES S. A.	04/05/2015
OTE (CR)	Main Market
ALPHA FINANCE INVESTMENT SERVICES SINGLE MEMBER SA	09/01/2006
BETA SECURITIES S.A.	11/04/2022
EUROBANK EQUITIES INVESTMENT FIRM SINGLE MEMBER SA	22/10/2006
HELLENIC AMERICAN SECURITIES S.A.	25/07/2014
LEON DEPOLAS SECURITIES S.A.	20/04/2015
MERIT SECURITIES S.A.	20/03/2017
NATIONAL SECURITIES SINGLE MEMBER SA	02/01/1900
PIRAEUS SECURITIES S. A.	08/09/2008
P.P.A. S.A. (CR)	Main Market
EUROBANK EQUITIES INVESTMENT FIRM SINGLE MEMBER SA	06/02/2019
PAPOUTSANIS (CR)	Main Market
BETA SECURITIES S.A.	25/11/2013
PETROPOULOS PETROS (CR)	Main Market
EUROBANK EQUITIES INVESTMENT FIRM SINGLE MEMBER SA	01/04/2019
PANTELAKIS SECURITIES S.A.	16/03/2020
PIRAEUS FINANCIAL HOLD (CR)	Main Market
ALPHA FINANCE INVESTMENT SERVICES SINGLE MEMBER SA	15/04/2019
EUROBANK EQUITIES INVESTMENT FIRM SINGLE MEMBER SA	22/10/2006
EUROXX SECURITIES S.A.	15/02/2016
HELLENIC AMERICAN SECURITIES S.A.	25/07/2014
LEON DEPOLAS SECURITIES S.A.	30/11/2018
MERIT SECURITIES S.A.	16/09/2013
NATIONAL SECURITIES SINGLE MEMBER SA	02/01/1900
PIRAEUS SECURITIES S. A.	16/02/2009

List of Stocks under Market Making operations

Securities	Stock Category
Market Maker	Start Market Making
PPC (CR)	Main Market
ALPHA FINANCE INVESTMENT SERVICES SINGLE MEMBER SA	09/01/2006
BETA SECURITIES S.A.	01/02/2021
EUROBANK EQUITIES INVESTMENT FIRM SINGLE MEMBER SA	22/10/2006
HELLENIC AMERICAN SECURITIES S.A.	01/09/2014
MERIT SECURITIES S.A	06/11/2017
NATIONAL SECURITIES SINGLE MEMBER SA	02/01/1900
PIRAEUS SECURITIES S. A.	28/09/2009
PREMA (CR)	Main Market
BETA SECURITIES S.A.	01/06/2021
LEON DEPOLAS SECURITIES S.A.	05/12/2022
PANTELAKIS SECURITIES S.A.	23/12/2021
PROFILE SA (CR)	Main Market
OPTIMA BANK S.A.	03/04/2023
PANTELAKIS SECURITIES S.A.	01/07/2019
QUALITY & RELIABILITY SA (CR)	Main Market
OPTIMA BANK S.A.	03/01/2023
QUEST HOLDINGS (CR)	Main Market
BETA SECURITIES S.A.	26/03/2018
EUROBANK EQUITIES INVESTMENT FIRM SINGLE MEMBER SA	28/01/2019
SIDMA STEEL (CR)	Main Market
LEON DEPOLAS SECURITIES S.A.	06/06/2022
SPACE HELLAS SA (CR)	Main Market
MERIT SECURITIES S.A	09/12/2022
TECHNICAL OLYMPIC SA (CR)	Main Market
BETA SECURITIES S.A.	04/04/2022
TERNA ENERGY (CR)	Main Market
EUROBANK EQUITIES INVESTMENT FIRM SINGLE MEMBER SA	24/05/2021
PIRAEUS SECURITIES S. A.	09/12/2019
THRACE PLASTICS SA (CR)	Main Market
ALPHA FINANCE INVESTMENT SERVICES SINGLE MEMBER SA	26/03/2018
EUROBANK EQUITIES INVESTMENT FIRM SINGLE MEMBER SA	26/03/2018
TITAN CEMENT (CB)	Main Market
BETA SECURITIES S.A.	01/02/2021
EUROBANK EQUITIES INVESTMENT FIRM SINGLE MEMBER SA	06/11/2019
PIRAEUS SECURITIES S. A.	18/01/2021
TZIRAKIAN PROFIL (CR)	Main Market
LEON DEPOLAS SECURITIES S.A.	19/07/2021
VIOHALCO SA/NV (CB)	Main Market
ALPHA FINANCE INVESTMENT SERVICES SINGLE MEMBER SA	11/03/2008
EUROBANK EQUITIES INVESTMENT FIRM SINGLE MEMBER SA	04/03/2014
MERIT SECURITIES S.A	17/03/2014

Underlying Asset				Derivatives Market													
Price max	Price min	Closing price	change	Delivery Month	Open price	Price max	Price min	Last price	Closing price	Last Bid	Last Ask	Fixing price*	Life high	Life low	Trades	Volume	Open Interest
(Trade Unit: 1 Index Point x 2€, Cash Settlement)																	
2,780.68	2,716.01	2,777.39	1.70%	May 2023	2,725.00	2,781.00	2,719.75	2,778.00	2,778.00	---	---		2,781.00	---	233	1,954	3,645
				June 2023	2,721.00	2,774.00	2,707.00	2,767.50	2,767.50	---	---		2,774.00	---	238	2,028	2,265
				July 2023	2,731.75	2,731.75	2,731.75	2,731.75	2,731.75	---	---		2,731.75	---	1	1	55
				September 2023	---	---	---	---	2,749.50	---	---		---	---	---	---	---
				December 2023	---	---	---	---	2,763.50	---	---		---	---	---	---	---
				March 2024	---	---	---	---	2,777.25	---	---		---	---	---	---	---
(Trade Unit: 1 Index Point x 15€, Cash Settlement)																	
884.43	839.05	884.13	4.35%	June 2023	844.00	890.00	844.00	890.00	890.00	---	---		890.00	---	24	155	998
				September 2023	---	---	---	---	853.00	---	---		---	---	---	---	---
				December 2023	---	---	---	---	857.25	---	---		---	---	---	---	---
				March 2024	---	---	---	---	861.75	---	---		---	---	---	---	---
(Trade Unit: 1 Index Point x 2€, Cash Settlement)																	
4,378.02	4,262.82	4,372.89	2.03%	May 2023	4,340.00	4,340.00	4,340.00	4,340.00	4,340.00	---	---		4,362.00	---	1	1	32
				June 2023	4,277.00	4,349.00	4,276.75	4,349.00	4,349.00	---	---		4,349.00	4,269.00	13	74	75
				July 2023	---	---	---	---	4,302.00	---	---		---	---	---	---	---
				September 2023	---	---	---	---	4,315.25	---	---		---	---	---	---	---
				December 2023	---	---	---	---	4,337.00	---	---		---	---	---	---	---
				March 2024	---	---	---	---	4,358.50	---	---		---	---	---	---	---

Underlying Asset				Derivatives Market													
Price max	Price min	Closing price	change	Delivery Month	Open price	Price max	Price min	Last price	Closing price	Last Bid	Last Ask	Fixing price*	Life high	Life low	Trades	Volume	Open Interest
ADMIE (IPTO) HOLDING S.A. (CR)				(Contract Size: 100 Securities, Physical Delivery)													
1.824	1.78	1.81	0.56%	June 2023	1.79	1.84	1.79	1.84	1.84	---	---	---	1.92	---	7	33	12,466
				September 2023	---	---	---	---	1.79	---	---	---	1.83	---	---	---	50
				December 2023	---	---	---	---	1.82	---	---	---	---	---	---	---	---
				March 2024	---	---	---	---	1.83	---	---	---	---	---	---	---	---
AEGEAN AIRLINES (CR)				(Contract Size: 100 Securities, Physical Delivery)													
8	7.7	8	2.83%	June 2023	7.85	7.99	7.82	7.99	7.99	---	---	---	8.09	---	10	21	1,814
				September 2023	---	---	---	---	7.83	---	---	---	---	---	---	---	---
				December 2023	---	---	---	---	7.87	---	---	---	---	---	---	---	---
				March 2024	---	---	---	---	7.91	---	---	---	---	---	---	---	---
ALPHA SERVICES HOLD (CR)				(Contract Size: 100 Securities, Physical Delivery)													
1.215	1.1755	1.215	2.53%	June 2023	1.18	1.23	1.18	1.22	1.22	---	---	---	1.52	---	369	25,441	172,631
				September 2023	---	---	---	---	1.19	---	---	---	1.25	---	---	---	177
				December 2023	---	---	---	---	1.20	---	---	---	---	---	---	---	---
				March 2024	---	---	---	---	1.21	---	---	---	---	---	---	---	---
AUTOHELLAS SA (CR)				(Contract Size: 100 Securities, Physical Delivery)													
14.18	13.7	14.08	1.73%	June 2023	13.89	14.02	13.89	13.97	13.97	---	---	---	14.02	---	4	16	83
				September 2023	---	---	---	---	13.93	---	---	---	---	---	---	---	---
				December 2023	---	---	---	---	14.00	---	---	---	---	---	---	---	---
				March 2024	---	---	---	---	14.07	---	---	---	---	---	---	---	---
AVAX S.A. (CR)				(Contract Size: 100 Securities, Physical Delivery)													
0.953	0.926	0.943	1.29%	June 2023	---	---	---	---	0.951	---	---	---	0.966	---	---	---	349
				September 2023	---	---	---	---	0.937	---	---	---	---	---	---	---	---
				December 2023	---	---	---	---	0.942	---	---	---	---	---	---	---	---
				March 2024	---	---	---	---	0.947	---	---	---	---	---	---	---	---
CC HBC AG (CR)				(Contract Size: 100 Securities, Physical Delivery)													
29.52	29.18	29.26	-0.65%	June 2023	28.53	28.82	28.51	28.82	28.82	---	---	---	28.82	---	3	3	230
				September 2023	---	---	---	---	29.65	---	---	---	---	---	---	---	---
				December 2023	---	---	---	---	29.80	---	---	---	---	---	---	---	---
				March 2024	---	---	---	---	29.95	---	---	---	---	---	---	---	---
CENERGY HOLDINGS (CB)				(Contract Size: 100 Securities, Physical Delivery)													
4.93	4.73	4.92	3.47%	June 2023	4.79	4.94	4.79	4.93	4.93	---	---	---	4.94	---	22	168	6,525
				September 2023	---	---	---	---	4.79	---	---	---	4.35	---	---	---	5
				December 2023	---	---	---	---	4.81	---	---	---	---	---	---	---	---
				March 2024	---	---	---	---	4.84	---	---	---	---	---	---	---	---

Derivatives notes

Fixing prices and final open positions can be retrieved from the following path <http://www.helex.gr/el/web/guest/statistics-end-of-day-derivatives>

Underlying Asset				Derivatives Market													
Price max	Price min	Closing price	change	Delivery Month	Open price	Price max	Price min	Last price	Closing price	Last Bid	Last Ask	Fixing price*	Life high	Life low	Trades	Volume	Open Interest
ELLAKTOR (CR)				(Contract Size: 100 Securities, Physical Delivery)													
2.125	2.07	2.07	-2.59%	June 2023	2.12	2.12	2.10	2.10	2.10	---	---	---	2.17	---	5	23	994
				September 2023	---	---	---	---	2.14	---	---	---	---	---	---	---	---
				December 2023	---	---	---	---	2.15	---	---	---	---	---	---	---	---
				March 2024	---	---	---	---	2.16	---	---	---	---	---	---	---	---
ELVALHALCOR (CR)				(Contract Size: 100 Securities, Physical Delivery)													
1.7	1.678	1.7	0.24%	June 2023	1.69	1.69	1.69	1.69	1.69	---	---	---	1.79	---	4	15	1,307
				September 2023	---	---	---	---	1.71	---	---	---	---	---	---	---	---
				December 2023	---	---	---	---	1.72	---	---	---	---	---	---	---	---
				March 2024	---	---	---	---	1.72	---	---	---	---	---	---	---	---
EUROBANK HOLDINGS (CR)				(Contract Size: 100 Securities, Physical Delivery)													
1.445	1.3515	1.437	5.27%	June 2023	1.36	1.45	1.36	1.44	1.44	---	---	---	1.46	---	152	4,460	30,123
				September 2023	---	---	---	---	1.37	---	---	---	---	---	---	---	---
				December 2023	---	---	---	---	1.38	---	---	---	---	---	---	---	---
				March 2024	---	---	---	---	1.39	---	---	---	---	---	---	---	---
EYDAP S.A. (CR)				(Contract Size: 100 Securities, Physical Delivery)													
6.2	6.06	6.17	0.16%	June 2023	6.15	6.15	6.14	6.14	6.14	---	---	---	6.95	---	4	6	529
				September 2023	---	---	---	---	6.02	---	---	---	6.83	---	---	---	---
				December 2023	---	---	---	---	6.23	---	---	---	---	---	---	---	---
				March 2024	---	---	---	---	6.26	---	---	---	---	---	---	---	---
FOURLIS (CR)				(Contract Size: 100 Securities, Physical Delivery)													
4.15	4.03	4.13	2.10%	June 2023	4.06	4.15	4.06	4.15	4.15	---	---	---	4.15	---	69	435	1,534
				September 2023	---	---	---	---	4.07	---	---	---	---	---	---	---	---
				December 2023	---	---	---	---	4.09	---	---	---	---	---	---	---	---
				March 2024	---	---	---	---	4.11	---	---	---	---	---	---	---	---
GEK TERNA (CR)				(Contract Size: 100 Securities, Physical Delivery)													
12.28	12.08	12.22	-0.49%	June 2023	12.17	12.28	12.17	12.28	12.28	---	---	---	12.75	---	4	20	8,224
				September 2023	---	---	---	---	12.36	---	---	---	---	---	---	---	---
				December 2023	---	---	---	---	12.43	---	---	---	---	---	---	---	---
				March 2024	---	---	---	---	12.49	---	---	---	---	---	---	---	---
HELLENIC EXCHANGES-A.S.E. (CR)				(Contract Size: 100 Securities, Physical Delivery)													
4.285	4.2	4.225	-1.05%	June 2023	4.10	4.12	4.09	4.11	4.11	---	---	---	4.23	---	10	38	1,633
				September 2023	---	---	---	---	4.30	---	---	---	---	---	---	---	---
				December 2023	---	---	---	---	4.32	---	---	---	---	---	---	---	---
				March 2024	---	---	---	---	4.34	---	---	---	---	---	---	---	---

Derivatives notes

Fixing prices and final open positions can be retrieved from the following path <http://www.helex.gr/el/web/guest/statistics-end-of-day-derivatives>

Underlying Asset				Derivatives Market													
Price max	Price min	Closing price	change	Delivery Month	Open price	Price max	Price min	Last price	Closing price	Last Bid	Last Ask	Fixing price*	Life high	Life low	Trades	Volume	Open Interest
HELLENiQ ENERGY (CR)				(Contract Size: 100 Securities, Physical Delivery)													
7.44	7.2	7.39	1.93%	June 2023	7.33	7.43	7.33	7.38	7.38	---	---	---	8.08	---	6	26	1,548
				September 2023	---	---	---	---	7.17	---	---	---	7.18	---	---	---	6
				December 2023	---	---	---	---	7.34	---	---	---	---	---	---	---	---
				March 2024	---	---	---	---	7.37	---	---	---	---	---	---	---	---
INTRACOM HOLDINGS (CR)				(Contract Size: 100 Securities, Physical Delivery)													
1.834	1.81	1.828	0.44%	June 2023	1.83	1.83	1.82	1.82	1.82	---	---	---	2.07	---	3	5	4,619
				September 2023	---	---	---	---	1.85	---	---	---	1.84	---	---	---	2
				December 2023	---	---	---	---	1.84	---	---	---	---	---	---	---	---
				March 2024	---	---	---	---	1.85	---	---	---	---	---	---	---	---
INTRAKAT (CR)				(Contract Size: 100 Securities, Physical Delivery)													
1.646	1.626	1.626	-0.85%	June 2023	1.65	1.65	1.64	1.64	1.64	---	---	---	1.79	---	9	140	8,159
				September 2023	---	---	---	---	1.66	---	---	---	1.72	---	---	---	485
				December 2023	---	---	---	---	1.66	---	---	---	---	---	---	---	---
				March 2024	---	---	---	---	1.67	---	---	---	---	---	---	---	---
JUMBO SA (CR)				(Contract Size: 100 Securities, Physical Delivery)													
22.6	21.96	21.96	-1.79%	June 2023	22.10	22.22	22.00	22.00	22.00	---	---	---	22.73	---	6	8	390
				September 2023	---	---	---	---	22.51	---	---	---	---	---	---	---	---
				December 2023	---	---	---	---	22.63	---	---	---	---	---	---	---	---
				March 2024	---	---	---	---	22.74	---	---	---	---	---	---	---	---
LAMDA DEVELOPMENT SA (CR)				(Contract Size: 100 Securities, Physical Delivery)													
5.595	5.535	5.54	-0.36%	June 2023	5.59	5.61	5.58	5.58	5.58	---	---	---	6.53	---	17	57	5,855
				September 2023	---	---	---	---	5.60	---	---	---	---	---	---	---	---
				December 2023	---	---	---	---	5.63	---	---	---	---	---	---	---	---
				March 2024	---	---	---	---	5.65	---	---	---	---	---	---	---	---
MIG (CR)				(Contract Size: 3 Securities, Physical Delivery)													
3.96	3.65	3.775	-1.18%	June 2023	3.68	3.81	3.60	3.76	3.76	---	---	---	4.07	---	17	82	1,283
				September 2023	---	---	---	---	3.85	---	---	---	---	---	---	---	---
				December 2023	---	---	---	---	3.87	---	---	---	---	---	---	---	---
				March 2024	---	---	---	---	3.88	---	---	---	---	---	---	---	---
MOTOR OIL (CR)				(Contract Size: 100 Securities, Physical Delivery)													
21.5	21.14	21.14	-1.21%	June 2023	21.44	21.53	21.25	21.25	21.25	---	---	---	25.05	---	31	68	1,675
				September 2023	20.64	20.65	20.35	20.38	20.38	---	---	---	22.18	---	5	41	140
				December 2023	---	---	---	---	21.65	---	---	---	---	---	---	---	---
				March 2024	---	---	---	---	21.76	---	---	---	---	---	---	---	---

Derivatives notes

Fixing prices and final open positions can be retrieved from the following path <http://www.helex.gr/el/web/guest/statistics-end-of-day-derivatives>

Underlying Asset				Derivatives Market													
Price max	Price min	Closing price	change	Delivery Month	Open price	Price max	Price min	Last price	Closing price	Last Bid	Last Ask	Fixing price*	Life high	Life low	Trades	Volume	Open Interest
MYTILINEOS (CR)				(Contract Size: 100 Securities, Physical Delivery)													
26.74	26.16	26.74	1.91%	June 2023	26.29	26.70	26.29	26.66	26.66	---	---	---	28.34	---	55	139	4,043
				September 2023	---	---	---	---	25.49	---	---	---	24.60	---	---	---	17
				December 2023	---	---	---	---	26.55	---	---	---	---	---	---	---	---
				March 2024	---	---	---	---	26.68	---	---	---	---	---	---	---	---
NATIONAL BANK (CR)				(Contract Size: 100 Securities, Physical Delivery)													
5.396	5.052	5.396	5.06%	June 2023	5.10	5.40	5.07	5.39	5.39	---	---	---	5.46	---	262	3,107	18,011
				September 2023	---	---	---	---	5.17	---	---	---	---	---	---	---	---
				December 2023	---	---	---	---	5.20	---	---	---	---	---	---	---	---
				March 2024	---	---	---	---	5.22	---	---	---	---	---	---	---	---
OPAP (CR)				(Contract Size: 100 Securities, Physical Delivery)													
16.1	15.91	16	0.57%	June 2023	15.36	15.47	15.33	15.42	15.42	---	---	---	15.80	---	24	124	1,736
				September 2023	---	---	---	---	16.02	---	---	---	---	---	---	---	---
				December 2023	---	---	---	---	16.10	---	---	---	---	---	---	---	---
				March 2024	---	---	---	---	16.18	---	---	---	---	---	---	---	---
OTE (CR)				(Contract Size: 100 Securities, Physical Delivery)													
13.8	13.46	13.75	2.15%	June 2023	13.51	13.87	13.51	13.80	13.80	---	---	---	15.20	---	53	276	10,705
				September 2023	---	---	---	---	13.40	---	---	---	14.32	---	---	---	55
				December 2023	---	---	---	---	13.62	---	---	---	---	---	---	---	---
				March 2024	---	---	---	---	13.69	---	---	---	---	---	---	---	---
P.P.A. S.A. (CR)				(Contract Size: 100 Securities, Physical Delivery)													
19.48	19.02	19.28	0.73%	June 2023	---	---	---	---	19.36	---	---	---	19.64	---	---	---	361
				September 2023	---	---	---	---	19.27	---	---	---	---	---	---	---	---
				December 2023	---	---	---	---	19.37	---	---	---	---	---	---	---	---
				March 2024	---	---	---	---	19.46	---	---	---	---	---	---	---	---
PIRAEUS FINANCIAL HOLD (CR)				(Contract Size: 100 Securities, Physical Delivery)													
2.388	2.272	2.378	3.93%	June 2023	2.30	2.40	2.28	2.39	2.39	---	---	---	2.46	---	354	13,829	82,601
				September 2023	2.26	2.35	2.26	2.35	2.35	---	---	---	2.35	---	3	95	10
				December 2023	---	---	---	---	2.32	---	---	---	---	---	---	---	---
				March 2024	---	---	---	---	2.33	---	---	---	---	---	---	---	---
PPC (CR)				(Contract Size: 100 Securities, Physical Delivery)													
8.465	8.28	8.46	1.81%	June 2023	8.36	8.52	8.32	8.50	8.50	---	---	---	8.56	---	77	444	25,038
				September 2023	---	---	---	---	8.37	---	---	---	---	---	---	---	---
				December 2023	---	---	---	---	8.41	---	---	---	---	---	---	---	---
				March 2024	---	---	---	---	8.45	---	---	---	---	---	---	---	---

Derivatives notes

Fixing prices and final open positions can be retrieved from the following path <http://www.helex.gr/el/web/guest/statistics-end-of-day-derivatives>

Underlying Asset				Derivatives Market													
Price max	Price min	Closing price	change	Delivery Month	Open price	Price max	Price min	Last price	Closing price	Last Bid	Last Ask	Fixing price*	Life high	Life low	Trades	Volume	Open Interest
QUEST HOLDINGS (CR)				(Contract Size: 100 Securities, Physical Delivery)													
4.95	4.82	4.94	1.86%	June 2023	4.90	4.93	4.87	4.87	4.87	---	---		5.21	---	3	10	96
				September 2023	---	---	---	---	4.88	---	---		---	---	---	---	---
				December 2023	---	---	---	---	4.91	---	---		---	---	---	---	---
				March 2024	---	---	---	---	4.93	---	---		---	---	---	---	---
TERNA ENERGY (CR)				(Contract Size: 100 Securities, Physical Delivery)													
19.71	19.4	19.5	0.00%	June 2023	19.61	19.71	19.61	19.71	19.71	---	---		20.98	---	5	19	10,331
				September 2023	---	---	---	---	19.63	---	---		20.75	---	---	---	1
				December 2023	---	---	---	---	19.73	---	---		---	---	---	---	---
				March 2024	---	---	---	---	19.83	---	---		---	---	---	---	---
TITAN CEMENT (CB)				(Contract Size: 100 Securities, Physical Delivery)													
16.28	15.74	16.22	1.88%	June 2023	15.90	16.30	15.70	16.23	16.23	---	---		16.30	---	31	87	645
				September 2023	---	---	---	---	16.03	---	---		---	---	---	---	---
				December 2023	---	---	---	---	16.11	---	---		---	---	---	---	---
				March 2024	---	---	---	---	16.19	---	---		---	---	---	---	---
VIOHALCO SA/NV (CB)				(Contract Size: 100 Securities, Physical Delivery)													
4.93	4.78	4.92	1.44%	June 2023	4.87	4.93	4.80	4.92	4.92	---	---		5.04	---	62	276	5,789
				September 2023	---	---	---	---	4.86	---	---		4.46	---	---	---	20
				December 2023	---	---	---	---	4.91	---	---		---	---	---	---	---
				March 2024	---	---	---	---	4.93	---	---		---	---	---	---	---

Derivatives notes

Fixing prices and final open positions can be retrieved from the following path <http://www.helex.gr/el/web/guest/statistics-end-of-day-derivatives>

FTSE/Athex Large Cap

(Trade Unit: 1 Index Point x 2€ - Exercise Style: European, Cash Settlement)

Call Options														Put Options																									
May 2023								June 2023								Other Months		May 2023								June 2023								Other Months					
Exerise Price	Open price	Price max	Price min	Last price	Closing price	Volume	Open Interest	Open price	Price max	Price min	Last price	Closing price	Volume	Open Interest	Volume	Open Interest	Open price	Price max	Price min	Last price	Closing price	Volume	Open Interest	Open price	Price max	Price min	Last price	Closing price	Volume	Open Interest	Volume	Open Interest	Exerise Price						
1,725	-	-	-	-	-	-	-	0.00	0.00	0.00	-	1,000.00	-	-			-	-	-	-	-	-	-	0.00	0.00	0.00	-	0.01	-	-			1,725						
1,750	-	-	-	-	-	-	-	0.00	0.00	0.00	-	976.00	-	-			-	-	-	-	-	-	-	0.00	0.00	0.00	-	0.01	-	-			1,750						
1,775	-	-	-	-	-	-	-	0.00	0.00	0.00	-	951.00	-	-			-	-	-	-	-	-	-	0.00	0.00	0.00	-	0.02	-	-			1,775						
1,800	-	-	-	-	-	-	-	0.00	0.00	0.00	-	926.00	-	-			-	-	-	-	-	-	-	0.00	0.00	0.00	-	0.01	-	-			1,800						
1,825	-	-	-	-	-	-	-	0.00	0.00	0.00	-	901.00	-	-			-	-	-	-	-	-	-	0.00	0.00	0.00	-	0.01	-	-			1,825						
1,850	-	-	-	-	-	-	-	0.00	0.00	0.00	-	876.00	-	-			-	-	-	-	-	-	-	0.00	0.00	0.00	-	0.01	-	-			1,850						
1,875	-	-	-	-	-	-	-	0.00	0.00	0.00	-	851.00	-	-			-	-	-	-	-	-	-	0.00	0.00	0.00	-	0.01	-	-			1,875						
1,900	-	-	-	-	-	-	-	0.00	0.00	0.00	-	826.00	-	-			-	-	-	-	-	-	-	0.00	0.00	0.00	-	0.01	-	-			1,900						
1,925	-	-	-	-	-	-	-	0.00	0.00	0.00	-	801.00	-	-			-	-	-	-	-	-	-	0.00	0.00	0.00	-	0.01	-	-			1,925						
1,950	-	-	-	-	-	-	-	0.00	0.00	0.00	-	776.00	-	-			-	-	-	-	-	-	-	0.00	0.00	0.00	-	0.01	-	-			1,950						
1,975	-	-	-	-	-	-	-	0.00	0.00	0.00	-	751.00	-	-			-	-	-	-	-	-	-	0.00	0.00	0.00	-	0.01	-	-			1,975						
2,000	-	-	-	-	-	-	-	0.00	0.00	0.00	-	726.00	-	-			-	-	-	-	-	-	-	0.00	0.00	0.00	-	0.01	-	-			2,000						
2,050	-	-	-	-	-	-	-	0.00	0.00	0.00	-	676.00	-	-			-	-	-	-	-	-	-	0.00	0.00	0.00	-	0.01	-	-			2,050						
2,100	-	-	-	-	-	-	-	0.00	0.00	0.00	-	626.00	-	-			-	-	-	-	-	-	-	0.00	0.00	0.00	-	0.01	-	-			2,100						
2,150	-	-	-	-	-	-	-	0.00	0.00	0.00	-	576.00	-	-			-	-	-	-	-	-	-	0.00	0.00	0.00	-	0.01	-	-			2,150						
2,200	0.00	0.00	0.00	-	536.00	-	-	0.00	0.00	0.00	-	526.00	-	-			0.00	0.00	0.00	-	0.01	-	-	0.00	0.00	0.00	-	0.01	-	-			2,200						
2,250	0.00	0.00	0.00	-	486.00	-	-	0.00	0.00	0.00	-	476.00	-	-			0.00	0.00	0.00	-	0.01	-	-	0.00	0.00	0.00	-	0.01	-	-			2,250						
2,300	0.00	0.00	0.00	-	436.00	-	-	0.00	0.00	0.00	-	427.00	-	-			0.00	0.00	0.00	-	0.01	-	-	0.00	0.00	0.00	-	0.05	-	-			2,300						
2,350	0.00	0.00	0.00	-	386.00	-	-	0.00	0.00	0.00	-	377.00	-	-			0.00	0.00	0.00	-	0.01	-	-	0.00	0.00	0.00	-	0.20	-	-			2,350						
2,400	0.00	0.00	0.00	-	336.00	-	-	0.00	0.00	0.00	-	327.00	-	-			0.00	0.00	0.00	-	0.01	-	20	0.00	0.00	0.00	-	0.61	-	-			2,400						
2,450	0.00	0.00	0.00	-	286.00	-	40	0.00	0.00	0.00	-	278.00	-	-			0.00	0.00	0.00	-	0.01	-	-	0.00	0.00	0.00	-	1.70	-	-			2,450						
2,500	0.00	0.00	0.00	-	236.00	-	20	0.00	0.00	0.00	-	231.00	-	-			0.00	0.00	0.00	-	0.01	-	67	0.00	0.00	0.00	-	4.00	-	-			2,500						
2,550	0.00	0.00	0.00	-	186.00	-	60	0.00	0.00	0.00	-	186.00	-	-			0.00	0.00	0.00	-	0.01	-	175	0.00	0.00	0.00	-	8.70	-	17			2,550						
2,600	175.00	175.00	175.00	175.00	175.00	1	21	138.00	138.00	138.00	138.00	138.00	20	-			0.00	175.00	0.00	-	0.09	-	164	0.00	0.00	0.00	-	16.75	-	48			2,600						
2,650	110.00	125.00	110.00	125.00	125.00	6	30	122.00	122.00	122.00	122.00	122.00	20	60			0.00	125.00	0.00	-	1.20	-	143	32.00	32.00	25.50	25.50	25.50	251	21			2,650						
2,700	75.00	75.00	75.00	75.00	75.00	1	271	0.00	0.00	0.00	-	76.00	-	1			0.00	75.00	0.00	-	8.20	-	170	0.00	0.00	0.00	-	48.75	-	21			2,700						
2,750	18.50	28.00	18.50	28.00	28.00	21	42	65.00	65.00	65.00	65.00	65.00	5	18			17.00	28.00	9.50	9.50	9.50	2	186	0.00	0.00	0.00	-	74.00	-	2			2,750						
2,800	7.50	7.50	7.50	7.50	7.50	3	55	45.00	45.75	45.00	45.25	45.25	22	51			0.00	7.50	0.00	-	67.50	-	-	0.00	0.00	0.00	-	105.00	-	1			2,800						
2,850	0.00	0.00	0.00	-	0.41	-	-	32.00	32.00	32.00	32.00	32.00	20	-			0.00	0.00	0.00	-	114.00	-	-	0.00	0.00	0.00	-	142.00	-	-			2,850						
2,900	0.00	0.00	0.00	-	0.03	-	-	0.00	0.00	0.00	-	11.25	-	-			0.00	0.00	0.00	-	164.00	-	-	0.00	0.00	0.00	-	184.00	-	-			2,900						
2,950	0.00	0.00	0.00	-	0.07	-	-	0.00	0.00	0.00	-	6.10	-	-			0.00	0.00	0.00	-	214.00	-	-	0.00	0.00	0.00	-	228.00	-	-			2,950						
3,000	0.00	0.00	0.00	-	0.01	-	-	0.00	0.00	0.00	-	3.10	-	-			0.00	0.00	0.00	-	264.00	-	-	0.00	0.00	0.00	-	275.00	-	-			3,000						
Totals:							32	539								87	130										2	925								251	110	0	0
Number of Trades:							7								7	0										2								19	0				

ALPHA SERVICES HOLD (CR)

(Contract Size: 100 Securities, Exercise Style: American, Physical Delivery)

Call Options															Put Options																				
May 2023								June 2023							Other Months		May 2023								June 2023							Other Months			
Exercise Price	Open price	Price max	Price min	Last price	Closing price	Volume	Open Interest	Open price	Price max	Price min	Last price	Closing price	Volume	Open Interest	Volume	Open Interest	Open price	Price max	Price min	Last price	Closing price	Volume	Open Interest	Open price	Price max	Price min	Last price	Closing price	Volume	Open Interest	Volume	Open Interest	Exercise Price		
0.500						-	-	0.000	0.000	0.000		0.691	-	-								-	-	0.000	0.000	0.000		0.001	-	-			0.005		
0.550						-	-	0.000	0.000	0.000		0.641	-	-								-	-	0.000	0.000	0.000		0.001	-	-			0.006		
0.600						-	-	0.000	0.000	0.000		0.591	-	-								-	-	0.000	0.000	0.000		0.001	-	-			0.006		
0.650						-	-	0.000	0.000	0.000		0.541	-	-								-	-	0.000	0.000	0.000		0.001	-	-			0.007		
0.700						-	-	0.000	0.000	0.000		0.491	-	-								-	-	0.000	0.000	0.000		0.001	-	-			0.007		
0.750						-	-	0.000	0.000	0.000		0.441	-	-								-	-	0.000	0.000	0.000		0.002	-	-			0.008		
0.800	0.000	0.000	0.000		0.390	-	-	0.000	0.000	0.000		0.391	-	-			0.000	0.000	0.000		0.001	-	-	0.000	0.000	0.000		0.001	-	-			0.008		
0.850	0.000	0.000	0.000		0.340	-	-	0.000	0.000	0.000		0.342	-	-			0.000	0.000	0.000		0.001	-	-	0.000	0.000	0.000		0.001	-	-			0.009		
0.900	0.000	0.000	0.000		0.290	-	-	0.000	0.000	0.000		0.292	-	-			0.000	0.000	0.000		0.001	-	-	0.000	0.000	0.000		0.001	-	-			0.009		
0.950	0.000	0.000	0.000		0.240	-	-	0.000	0.000	0.000		0.244	-	-			0.000	0.000	0.000		0.001	-	-	0.000	0.000	0.000		0.002	-	-			0.010		
1.000	0.000	0.000	0.000		0.191	-	7	0.000	0.000	0.000		0.198	-	-			0.000	0.000	0.000		0.001	-	-	0.000	0.000	0.000		0.006	-	-			0.010		
1.100	0.000	0.000	0.000		0.100	-	-	0.000	0.000	0.000		0.117	-	-			0.000	0.000	0.000		0.010	-	20	0.000	0.000	0.000		0.025	-	-			0.011		
1.200	0.000	0.000	0.000		0.037	-	2	0.000	0.000	0.000		0.059	-	-			0.000	0.000	0.000		0.047	-	-	0.000	0.000	0.000		0.067	-	-			0.012		
1.300	0.000	0.000	0.000		0.009	-	-	0.000	0.000	0.000		0.025	-	-			0.000	0.000	0.000		0.119	-	-	0.000	0.000	0.000		0.133	-	-			0.013		
1.400	0.000	0.000	0.000		0.001	-	-	0.000	0.000	0.000		0.009	-	-			0.000	0.000	0.000		0.211	-	-	0.000	0.000	0.000		0.217	-	-			0.014		
1.500	0.000	0.000	0.000		0.001	-	-	0.000	0.000	0.000		0.003	-	-			0.000	0.000	0.000		0.310	-	-	0.000	0.000	0.000		0.311	-	-			0.015		
1.600	0.000	0.000	0.000		0.001	-	-	0.000	0.000	0.000		0.001	-	-			0.000	0.000	0.000		0.410	-	-	0.000	0.000	0.000		0.410	-	-			0.016		
1.700	0.000	0.000	0.000		0.001	-	-	0.000	0.000	0.000		0.001	-	-			0.000	0.000	0.000		0.510	-	-	0.000	0.000	0.000		0.510	-	-			0.017		
1.800	0.000	0.000	0.000		0.001	-	-	0.000	0.000	0.000		0.002	-	-			0.000	0.000	0.000		0.610	-	-	0.000	0.000	0.000		0.610	-	-			0.018		
1.900	0.000	0.000	0.000		0.001	-	-	0.000	0.000	0.000		0.001	-	-			0.000	0.000	0.000		0.710	-	-	0.000	0.000	0.000		0.710	-	-			0.019		
2.000	0.000	0.000	0.000		0.001	-	-	0.000	0.000	0.000		0.002	-	-			0.000	0.000	0.000		0.810	-	-	0.000	0.000	0.000		0.810	-	-			0.020		
Totals:						0	9							0	0	0	0							0	20							0	20	0	0
Number of Trades:						0								0		0							0.00								0		0		

NATIONAL BANK (CR)

(Contract Size: 100 Securities, Exercise Style: American, Physical Delivery)

Call Options															Put Options																				
May 2023								June 2023							Other Months		May 2023								June 2023							Other Months			
Exerise Price	Open price	Price max	Price min	Last price	Closing price	Volume	Open Interest	Open price	Price max	Price min	Last price	Closing price	Volume	Open Interest	Volume	Open Interest	Open price	Price max	Price min	Last price	Closing price	Volume	Open Interest	Open price	Price max	Price min	Last price	Closing price	Volume	Open Interest	Volume	Open Interest	Exerise Price		
1.900						-	-	0.000	0.000	0.000		3.24	-	-									-	-	0.000	0.000	0.000		0.001	-	-			0.019	
2.000						-	-	0.000	0.000	0.000		3.14	-	-									-	-	0.000	0.000	0.000		0.002	-	-			0.020	
2.200						-	-	0.000	0.000	0.000		2.94	-	-									-	-	0.000	0.000	0.000		0.001	-	-			0.022	
2.400						-	-	0.000	0.000	0.000		2.74	-	-									-	-	0.000	0.000	0.000		0.001	-	-			0.024	
2.600						-	-	0.000	0.000	0.000		2.54	-	-									-	-	0.000	0.000	0.000		0.001	-	-			0.026	
2.800						-	-	0.000	0.000	0.000		2.34	-	-									-	-	0.000	0.000	0.000		0.001	-	-			0.028	
3.000						-	-	0.000	0.000	0.000		2.15	-	-									-	-	0.000	0.000	0.000		0.001	-	-			0.030	
3.200	0.000	0.000	0.000		1.94	-	-	0.000	0.000	0.000		1.95	-	-			0.000	0.000	0.000		0.001	-	-	0.000	0.000	0.000		0.001	-	-			0.032		
3.400	0.000	0.000	0.000		1.74	-	-	0.000	0.000	0.000		1.75	-	-			0.000	0.000	0.000		0.001	-	-	0.000	0.000	0.000		0.001	-	-			0.034		
3.600	0.000	0.000	0.000		1.54	-	-	0.000	0.000	0.000		1.55	-	-			0.000	0.000	0.000		0.001	-	-	0.000	0.000	0.000		0.002	-	-			0.036		
3.800	0.000	0.000	0.000		1.34	-	-	0.000	0.000	0.000		1.35	-	-			0.000	0.000	0.000		0.001	-	-	0.000	0.000	0.000		0.001	-	-			0.038		
4.000	0.000	0.000	0.000		1.14	-	-	0.000	0.000	0.000		1.15	-	-			0.000	0.000	0.000		0.001	-	-	0.000	0.000	0.000		0.003	-	-			0.040		
4.400	0.000	0.000	0.000		0.741	-	-	0.000	0.000	0.000		0.771	-	-			0.000	0.000	0.000		0.001	-	2	0.000	0.000	0.000		0.023	-	-			0.044		
4.800	0.000	0.000	0.000		0.345	-	2	0.000	0.000	0.000		0.446	-	-			0.000	0.000	0.000		0.004	-	-	0.000	0.000	0.000		0.097	-	-			0.048		
5.200	0.000	0.000	0.000		0.058	-	-	0.000	0.000	0.000		0.217	-	7			0.000	0.000	0.000		0.117	-	-	0.000	0.000	0.000		0.269	-	-			0.052		
5.600	0.000	0.000	0.000		0.002	-	-	0.000	0.000	0.000		0.088	-	-			0.000	0.000	0.000		0.461	-	-	0.000	0.000	0.000		0.539	-	-			0.056		
6.000	0.000	0.000	0.000		0.002	-	-	0.000	0.000	0.000		0.029	-	-			0.000	0.000	0.000		0.860	-	-	0.000	0.000	0.000		0.882	-	-			0.060		
6.400	0.000	0.000	0.000		0.002	-	-	0.000	0.000	0.000		0.008	-	-			0.000	0.000	0.000		1.26	-	-	0.000	0.000	0.000		1.26	-	-			0.064		
6.800	0.000	0.000	0.000		0.001	-	-	0.000	0.000	0.000		0.002	-	-			0.000	0.000	0.000		1.66	-	-	0.000	0.000	0.000		1.66	-	-			0.068		
7.200	0.000	0.000	0.000		0.001	-	-	0.000	0.000	0.000		0.001	-	-			0.000	0.000	0.000		2.06	-	-	0.000	0.000	0.000		2.06	-	-			0.072		
7.600	0.000	0.000	0.000		0.001	-	-	0.000	0.000	0.000		0.001	-	-			0.000	0.000	0.000		2.46	-	-	0.000	0.000	0.000		2.46	-	-			0.076		
Totals:						0	2							0	7	0	0							0	2							0	270	0	0
Number of Trades:						0							0	0								0.00							0	0					

OPAP (CR)

(Contract Size: 100 Securities, Exercise Style: American, Physical Delivery)

Call Options														Put Options																					
May 2023							June 2023							Other Months		May 2023							June 2023							Other Months					
Exerise Price	Open price	Price max	Price min	Last price	Closing price	Volume	Open Interest	Open price	Price max	Price min	Last price	Closing price	Volume	Open Interest	Volume	Open Interest	Open price	Price max	Price min	Last price	Closing price	Volume	Open Interest	Open price	Price max	Price min	Last price	Closing price	Volume	Open Interest	Volume	Open Interest	Exerise Price		
8.800						-	-	0.000	0.000	0.000		7.13	-	-								-	-	0.000	0.000	0.000		0.001	-	-			0.088		
9.200						-	-	0.000	0.000	0.000		6.73	-	-								-	-	0.000	0.000	0.000		0.001	-	-			0.092		
9.600	0.000	0.000	0.000		6.31	-	-	0.000	0.000	0.000		6.33	-	-			0.000	0.000	0.000		0.001	-	-	0.000	0.000	0.000		0.001	-	-			0.096		
10.000	0.000	0.000	0.000		5.91	-	-	0.000	0.000	0.000		5.93	-	-			0.000	0.000	0.000		0.001	-	-	0.000	0.000	0.000		0.001	-	-			0.100		
11.000	0.000	0.000	0.000		4.91	-	-	0.000	0.000	0.000		4.93	-	-			0.000	0.000	0.000		0.001	-	-	0.000	0.000	0.000		0.001	-	-			0.110		
12.000	0.000	0.000	0.000		3.91	-	-	0.000	0.000	0.000		3.93	-	-			0.000	0.000	0.000		0.001	-	-	0.000	0.000	0.000		0.001	-	-			0.120		
13.000	0.000	0.000	0.000		2.91	-	-	0.000	0.000	0.000		2.94	-	-			0.000	0.000	0.000		0.002	-	-	0.000	0.000	0.000		0.006	-	-			0.130		
14.000	0.000	0.000	0.000		1.91	-	-	0.000	0.000	0.000		1.98	-	-			0.000	0.000	0.000		0.001	-	20	0.000	0.000	0.000		0.047	-	-			0.140		
15.000	0.000	0.000	0.000		0.915	-	-	0.000	0.000	0.000		1.15	-	-			0.000	0.000	0.000		0.001	-	32	0.000	0.000	0.000		0.216	-	-			0.150		
16.000	0.000	0.000	0.000		0.124	-	14	0.000	0.000	0.000		0.552	-	50			0.000	0.000	0.000		0.211	-	-	0.000	0.000	0.000		0.616	-	-			0.160		
17.000	0.000	0.000	0.000		0.001	-	-	0.000	0.000	0.000		0.215	-	-			0.000	0.000	0.000		1.09	-	-	0.000	0.000	0.000		1.28	-	-			0.170		
18.000	0.000	0.000	0.000		0.004	-	-	0.000	0.000	0.000		0.066	-	-			0.000	0.000	0.000		2.09	-	-	0.000	0.000	0.000		2.14	-	-			0.180		
19.000	0.000	0.000	0.000		0.001	-	-	0.000	0.000	0.000		0.016	-	-			0.000	0.000	0.000		3.09	-	-	0.000	0.000	0.000		3.09	-	-			0.190		
20.000	0.000	0.000	0.000		0.001	-	-	0.000	0.000	0.000		0.003	-	-			0.000	0.000	0.000		4.09	-	-	0.000	0.000	0.000		4.09	-	-			0.200		
22.000	0.000	0.000	0.000		0.001	-	-	0.000	0.000	0.000		0.001	-	-			0.000	0.000	0.000		6.09	-	-	0.000	0.000	0.000		6.09	-	-			0.220		
Totals:						0	14							0	50	0	0							0	52							0	0	0	0
Number of Trades:						0							0			0							0.00							0			0		

OTE (CR)

(Contract Size: 100 Securities, Exercise Style: American, Physical Delivery)

Call Options															Put Options																		
May 2023							June 2023							Other Months		May 2023							June 2023							Other Months			
Exerise Price	Open price	Price max	Price min	Last price	Closing price	Volume	Open Interest	Open price	Price max	Price min	Last price	Closing price	Volume	Open Interest	Volume	Open Interest	Open price	Price max	Price min	Last price	Closing price	Volume	Open Interest	Open price	Price max	Price min	Last price	Closing price	Volume	Open Interest	Volume	Open Interest	Exerise Price
9.200	0.000	0.000	0.000		4.26	-	-	0.000	0.000	0.000		4.28	-	-			0.000	0.000	0.000		0.001	-	-	0.000	0.000	0.000		0.001	-	-			0.092
9.600	0.000	0.000	0.000		3.86	-	-	0.000	0.000	0.000		3.88	-	-			0.000	0.000	0.000		0.001	-	-	0.000	0.000	0.000		0.001	-	-			0.096
10.000	0.000	0.000	0.000		3.46	-	-	0.000	0.000	0.000		3.48	-	-			0.000	0.000	0.000		0.001	-	-	0.000	0.000	0.000		0.001	-	-			0.100
11.000	0.000	0.000	0.000		2.46	-	-	0.000	0.000	0.000		2.48	-	-			0.000	0.000	0.000		0.003	-	-	0.000	0.000	0.000		0.001	-	-			0.110
12.000	0.000	0.000	0.000		1.46	-	-	0.000	0.000	0.000		1.51	-	-			0.000	0.000	0.000		0.001	-	-	0.000	0.000	0.000		0.026	-	-			0.120
13.000	0.000	0.000	0.000		0.499	-	-	0.000	0.000	0.000		0.689	-	-			0.000	0.000	0.000		0.036	-	4	0.000	0.000	0.000		0.207	-	-			0.130
14.000	0.000	0.000	0.000		0.029	-	-	0.000	0.000	0.000		0.208	-	-			0.000	0.000	0.000		0.567	-	-	0.000	0.000	0.000		0.727	-	-			0.140
15.000	0.000	0.000	0.000		0.002	-	-	0.000	0.000	0.000		0.038	-	-			0.000	0.000	0.000		1.54	-	-	0.000	0.000	0.000		1.56	-	-			0.150
16.000	0.000	0.000	0.000		0.001	-	-	0.000	0.000	0.000		0.004	-	-			0.000	0.000	0.000		2.54	-	-	0.000	0.000	0.000		2.54	-	-			0.160
17.000	0.000	0.000	0.000		0.001	-	-	0.000	0.000	0.000		0.001	-	-			0.000	0.000	0.000		3.54	-	-	0.000	0.000	0.000		3.54	-	-			0.170
18.000	0.000	0.000	0.000		0.001	-	-	0.000	0.000	0.000		0.001	-	-			0.000	0.000	0.000		4.54	-	-	0.000	0.000	0.000		4.54	-	-			0.180
19.000	0.000	0.000	0.000		0.001	-	-	0.000	0.000	0.000		0.001	-	-			0.000	0.000	0.000		5.54	-	-	0.000	0.000	0.000		5.54	-	-			0.190
20.000	0.000	0.000	0.000		0.001	-	-	0.000	0.000	0.000		0.001	-	-			0.000	0.000	0.000		6.54	-	-	0.000	0.000	0.000		6.54	-	-			0.200
22.000						-	-	0.000	0.000	0.000		0.001	-	-								-	-	0.000	0.000	0.000		8.54	-	-			0.220
24.000						-	-	0.000	0.000	0.000		0.001	-	-								-	-	0.000	0.000	0.000		10.54	-	-			0.240
Totals:						0	0						0	0	0	0						0	4					0	0	0	0		
Number of Trades:						0							0		0							0.00					0		0				

PIRAEUS FINANCIAL HOLD (CR)

(Contract Size: 100 Securities, Exercise Style: American, Physical Delivery)

Call Options																Put Options																				
May 2023								June 2023								Other Months		May 2023								June 2023								Other Months		
Exerise Price	Open price	Price max	Price min	Last price	Closing price	Volume	Open Interest	Open price	Price max	Price min	Last price	Closing price	Volume	Open Interest	Volume	Open Interest	Open price	Price max	Price min	Last price	Closing price	Volume	Open Interest	Open price	Price max	Price min	Last price	Closing price	Volume	Open Interest	Volume	Open Interest	Exerise Price			
0.500						-	-	0.000	0.000	0.000		1.79	-	-								-	-	0.000	0.000	0.000		0.001	-	-			0.005			
0.550						-	-	0.000	0.000	0.000		1.74	-	-								-	-	0.000	0.000	0.000		0.001	-	-			0.006			
0.600						-	-	0.000	0.000	0.000		1.69	-	-								-	-	0.000	0.000	0.000		0.001	-	-			0.006			
0.650						-	-	0.000	0.000	0.000		1.64	-	-								-	-	0.000	0.000	0.000		0.001	-	-			0.007			
0.700						-	-	0.000	0.000	0.000		1.59	-	-								-	-	0.000	0.000	0.000		0.001	-	-			0.007			
0.750						-	-	0.000	0.000	0.000		1.54	-	-								-	-	0.000	0.000	0.000		0.001	-	-			0.008			
0.800						-	-	0.000	0.000	0.000		1.49	-	-								-	-	0.000	0.000	0.000		0.001	-	-			0.008			
0.850						-	-	0.000	0.000	0.000		1.44	-	-								-	-	0.000	0.000	0.000		0.001	-	-			0.009			
0.900						-	-	0.000	0.000	0.000		1.39	-	-								-	-	0.000	0.000	0.000		0.001	-	-			0.009			
0.950						-	-	0.000	0.000	0.000		1.34	-	-								-	-	0.000	0.000	0.000		0.001	-	-			0.010			
1.000						-	-	0.000	0.000	0.000		1.29	-	-								-	-	0.000	0.000	0.000		0.001	-	-			0.010			
1.100						-	-	0.000	0.000	0.000		1.19	-	-								-	-	0.000	0.000	0.000		0.001	-	-			0.011			
1.200						-	-	0.000	0.000	0.000		1.09	-	-								-	-	0.000	0.000	0.000		0.001	-	-			0.012			
1.300	0.000	0.000	0.000		0.990	-	-	0.000	0.000	0.000		0.992	-	-			0.000	0.000	0.000		0.001	-	-	0.000	0.000	0.000		0.001	-	-			0.013			
1.400	0.000	0.000	0.000		0.890	-	-	0.000	0.000	0.000		0.892	-	-			0.000	0.000	0.000		0.001	-	-	0.000	0.000	0.000		0.001	-	-			0.014			
1.500	0.000	0.000	0.000		0.790	-	-	0.000	0.000	0.000		0.793	-	-			0.000	0.000	0.000		0.001	-	-	0.000	0.000	0.000		0.002	-	-			0.015			
1.600	0.000	0.000	0.000		0.690	-	-	0.000	0.000	0.000		0.693	-	-			0.000	0.000	0.000		0.001	-	-	0.000	0.000	0.000		0.001	-	-			0.016			
1.700	0.000	0.000	0.000		0.590	-	-	0.000	0.000	0.000		0.594	-	-			0.000	0.000	0.000		0.001	-	-	0.000	0.000	0.000		0.001	-	-			0.017			
1.800	0.000	0.000	0.000		0.490	-	-	0.000	0.000	0.000		0.497	-	-			0.000	0.000	0.000		0.003	-	-	0.000	0.000	0.000		0.003	-	-			0.018			
1.900	0.000	0.000	0.000		0.390	-	-	0.000	0.000	0.000		0.402	-	-			0.000	0.000	0.000		0.001	-	-	0.000	0.000	0.000		0.009	-	-			0.019			
2.000	0.000	0.000	0.000		0.291	-	-	0.000	0.000	0.000		0.315	-	-			0.000	0.000	0.000		0.001	-	-	0.000	0.000	0.000		0.022	-	-			0.020			
2.200	0.000	0.000	0.000		0.115	-	3	0.000	0.000	0.000		0.170	-	2			0.000	0.000	0.000		0.024	-	-	0.000	0.000	0.000		0.077	-	-			0.022			
2.400	0.000	0.000	0.000		0.022	-	-	0.000	0.000	0.000		0.078	-	-			0.000	0.000	0.000		0.131	-	-	0.000	0.000	0.000		0.184	-	-			0.024			
2.600	0.000	0.000	0.000		0.002	-	-	0.000	0.000	0.000		0.030	-	-			0.000	0.000	0.000		0.311	-	-	0.000	0.000	0.000		0.336	-	-			0.026			
2.800	0.000	0.000	0.000		0.001	-	-	0.000	0.000	0.000		0.010	-	-			0.000	0.000	0.000		0.510	-	-	0.000	0.000	0.000		0.516	-	-			0.028			
3.000	0.000	0.000	0.000		0.003	-	-	0.000	0.000	0.000		0.003	-	-			0.000	0.000	0.000		0.710	-	-	0.000	0.000	0.000		0.711	-	-			0.030			
3.200	0.000	0.000	0.000		0.001	-	-	0.000	0.000	0.000		0.001	-	-			0.000	0.000	0.000		0.910	-	-	0.000	0.000	0.000		0.910	-	-			0.032			
3.400	0.000	0.000	0.000		0.002	-	-	0.000	0.000	0.000		0.001	-	-			0.000	0.000	0.000		1.11	-	-	0.000	0.000	0.000		1.11	-	-			0.034			
Totals:						0	3							0	2	0	0							0	0							0	3	0	0	
Number of Trades:						0								0		0								0.00								0		0		

PPC (CR)

(Contract Size: 100 Securities, Exercise Style: American, Physical Delivery)

Call Options															Put Options																				
May 2023							June 2023							Other Months		May 2023							June 2023							Other Months					
Exerise Price	Open price	Price max	Price min	Last price	Closing price	Volume	Open Interest	Open price	Price max	Price min	Last price	Closing price	Volume	Open Interest	Volume	Open Interest	Open price	Price max	Price min	Last price	Closing price	Volume	Open Interest	Open price	Price max	Price min	Last price	Closing price	Volume	Open Interest	Volume	Open Interest	Exerise Price		
3.400						-	-	0.000	0.000	0.000		4.92	-	-								-	-	0.000	0.000	0.000		0.001	-	-			0.034		
3.600						-	-	0.000	0.000	0.000		4.72	-	-								-	-	0.000	0.000	0.000		0.001	-	-			0.036		
3.800						-	-	0.000	0.000	0.000		4.52	-	-								-	-	0.000	0.000	0.000		0.001	-	-			0.038		
4.000						-	-	0.000	0.000	0.000		4.32	-	-								-	-	0.000	0.000	0.000		0.001	-	-			0.040		
4.400						-	-	0.000	0.000	0.000		3.92	-	-								-	-	0.000	0.000	0.000		0.001	-	-			0.044		
4.800						-	-	0.000	0.000	0.000		3.52	-	-								-	-	0.000	0.000	0.000		0.001	-	-			0.048		
5.200						-	-	0.000	0.000	0.000		3.12	-	-								-	-	0.000	0.000	0.000		0.001	-	-			0.052		
5.600	0.000	0.000	0.000		2.71	-	-	0.000	0.000	0.000		2.72	-	-			0.000	0.000	0.000		0.001	-	-	0.000	0.000	0.000		0.001	-	-			0.056		
6.000	0.000	0.000	0.000		2.31	-	-	0.000	0.000	0.000		2.32	-	-			0.000	0.000	0.000		0.001	-	-	0.000	0.000	0.000		0.001	-	-			0.060		
6.400	0.000	0.000	0.000		1.91	-	-	0.000	0.000	0.000		1.92	-	-			0.000	0.000	0.000		0.001	-	-	0.000	0.000	0.000		0.003	-	-			0.064		
6.800	0.000	0.000	0.000		1.51	-	-	0.000	0.000	0.000		1.53	-	-			0.000	0.000	0.000		0.001	-	1	0.000	0.000	0.000		0.012	-	-			0.068		
7.200	0.000	0.000	0.000		1.11	-	-	0.000	0.000	0.000		1.16	-	-			0.000	0.000	0.000		0.001	-	4	0.000	0.000	0.000		0.041	-	-			0.072		
7.600	0.000	0.000	0.000		0.713	-	55	0.000	0.000	0.000		0.830	-	56			0.000	0.000	0.000		0.001	-	-	0.000	0.000	0.000		0.107	-	-			0.076		
8.000	0.000	0.000	0.000		0.342	-	50	0.000	0.000	0.000		0.552	-	-			0.000	0.000	0.000		0.030	-	5	0.000	0.000	0.000		0.228	-	-			0.080		
8.400	0.000	0.000	0.000		0.094	-	11	0.391	0.391	0.391	0.391	0.391	2	-			0.000	0.000	0.000		0.182	-	-	0.000	0.000	0.000		0.417	-	-			0.084		
8.800	0.000	0.000	0.000		0.012	-	5	0.000	0.000	0.000		0.194	-	3			0.000	0.000	0.000		0.500	-	-	0.000	0.000	0.000		0.670	-	-			0.088		
9.200	0.000	0.000	0.000		0.001	-	-	0.000	0.000	0.000		0.102	-	-			0.000	0.000	0.000		0.890	-	-	0.000	0.000	0.000		0.979	-	-			0.092		
9.600	0.000	0.000	0.000		0.001	-	-	0.000	0.000	0.000		0.050	-	-			0.000	0.000	0.000		1.29	-	-	0.000	0.000	0.000		1.33	-	-			0.096		
10.000	0.000	0.000	0.000		0.001	-	-	0.000	0.000	0.000		0.022	-	-			0.000	0.000	0.000		1.69	-	-	0.000	0.000	0.000		1.70	-	-			0.100		
11.000	0.000	0.000	0.000		0.001	-	-	0.000	0.000	0.000		0.002	-	-			0.000	0.000	0.000		2.69	-	-	0.000	0.000	0.000		2.69	-	-			0.110		
Totals:						0	121							2	59	0	0							0	10							0	3	0	0
Number of Trades:						0							1			0							0.00							0			0		

Lending Products	Underlying Title	Multilateral Transactions[1]					Bilateral Transactions[2]		Stock Borrowing through OTC (volume)[3]
		Open Interest[5]	Volume(Offered)	Average Weighted	Transactions volume	Average Weighted	Transactions Volume	Average Weighted	Transactions Volume
ADMIEBOR	ADMIE (IPTO) HOLDING S.A. (CR)	---	---	---	---	---	---	---	462,753
AEGNBOR	AEGEAN AIRLINES (CR)	---	---	---	---	---	---	---	24,094
ALPHABOR	ALPHA SERVICES HOLD (CR)	---	---	---	---	---	---	---	58,865,879
ALMYBOR	ALUMIL (CR)	---	---	---	---	---	---	---	---
OTOELBOR	AUTOHELLAS SA (CR)	11,360	---	---	---	---	---	---	46,960
AVAXBOR	AVAX S.A. (CR)	---	---	---	---	---	---	---	---
EEEBOR	CC HBC AG (CR)	8,986	---	---	---	---	---	---	41,108
CENERBOR	CENERGY HOLDINGS (CB)	---	---	---	---	---	---	---	---
ELLAKTORBOR	ELLAKTOR (CR)	10,550	---	---	---	---	---	---	14,176
ELHABOR	ELVALHALCOR (CR)	30,389	---	---	---	---	---	---	64,887
EUROBBOR	EUROBANK HOLDINGS (CR)	105,987	---	---	---	---	---	---	34,076,283
EYDAPBOR	EYDAP S.A. (CR)	17,951	---	---	---	---	---	---	181,574
FFGRPBOR	FOLLI FOLLIE (CR)	---	---	---	---	---	---	---	886,310
FOYRKBOR	FOURLIS (CR)	---	---	---	---	---	---	---	21,786
GEKTERNABOR	GEK TERNA (CR)	---	---	---	---	---	---	---	1,769
SARBOR	GR. SARANTIS S.A. (CR)	564	---	---	---	---	---	---	39,170
EXAEBOR	HELLENIC EXCHANGES-A.S.E. (CR)	4,000	---	---	---	---	---	---	207,401
ELPEBOR	HELLENIQ ENERGY (CR)	---	---	---	---	---	---	---	404,870
INTRKBOR	INTRACOM HOLDINGS (CR)	---	---	---	---	---	---	---	---
INKATBOR	INTRAKAT (CR)	---	---	---	---	---	---	---	---
BELABOR	JUMBO SA (CR)	49,636	---	---	---	---	---	---	365,001
LAMDABOR	LAMDA DEVELOPMENT SA (CR)	---	---	---	---	---	---	---	487,291
MIGBOR	MIG (CR)	---	---	---	---	---	---	---	40,179
MOHBOR	MOTOR OIL (CR)	22,315	---	---	500	4.50%	---	---	943,200
MYTILBOR	MYTILINEOS (CR)	1,750	---	---	---	---	---	---	118,381
ETEBOR	NATIONAL BANK (CR)	1,500	---	---	---	---	---	---	10,524,123
OPAPBOR	OPAP (CR)	2,000	---	---	---	---	---	---	1,430,101
HTOBOR	OTE (CR)	---	---	---	---	---	---	---	1,014,845
PPABOR	P.P.A. S.A. (CR)	3,250	---	---	---	---	---	---	65,287
TPEIRBOR	PIRAEUS FINANCIAL HOLD (CR)	5,000	---	---	---	---	---	---	914,308
PPCBOR	PPC (CR)	3,000	---	---	---	---	---	---	2,404,185

Stock Lending Notes

[1] - Multilateral contracts Lending or Borrowing as per Methods 8-1, 8-2 and 8-3-3 (According to ATHEX BoD Resolution No.17)

[2] - Billateral Contracts Lending or Borrowing as per Methods 8-3-1 and 8-3-2 (According to ATHEX BoD Resolution No.20)

[3] - The information concerning OTC Stock Borrowing Transactions is based on the statements of the Dematerialised Securities System (DSS) operators involved and refers to volumes that have been registered up until the previous working day.

[4] - Average Price (Volume weighted)

[5] - The Data concerning Open Interest before the start of trading session

Lending Products	Underlying Title	Multilateral Transactions[1]					Bilateral Transactions[2]		Stock Borrowing through OTC (volume)[3]
		Open Interest[5]	Volume(Offered)	Average Weighted	Transactions volume	Average Weighted	Transactions Volume	Average Weighted	Transactions Volume
QUALBOR	QUALITY & RELIABILITY SA (CR)	---	---	---	---	---	---	---	---
QUESTBOR	QUEST HOLDINGS (CR)	11,143	---	---	---	---	---	---	59,191
TENERGYBOR	TERNA ENERGY (CR)	---	---	---	---	---	---	---	84,216
TITCBOR	TITAN CEMENT (CB)	2,200	---	---	200	5.79%	---	---	408,781
VIOBOR	VIOHALCO SA/NV (CB)	21,477	---	---	---	---	---	---	---

Stock Lending Notes

[1] - Multilateral contracts Lending or Borrowing as per Methods 8-1, 8-2 and 8-3-3 (According to ATHEX BoD Resolution No.17)

[2] - Bilateral Contracts Lending or Borrowing as per Methods 8-3-1 and 8-3-2 (According to ATHEX BoD Resolution No.20)

[3] - The information concerning OTC Stock Borrowing Transactions is based on the statements of the Dematerialised Securities System (DSS) operators involved and refers to volumes that have been registered up until the previous working day.

[4] - Average Price (Volume weighted)

[5] - The Data concerning Open Interest before the start of trading session

Sectors codification for listed companies

12003 -	ETF	10101010	Computer Services
10101015	Software	10102030	Computer Hardware
15101010	Telecommunications Equipment	15102015	Telecommunications Services
20101010	Health Care Facilities	20101025	Health Care Services
20102010	Medical Equipment	20103015	Pharmaceuticals
30101010	Banks	30202000	Diversified Financial Services
30202010	Asset Managers & Custodians	30202015	Investment Services
30204000	Closed End Investments	30302010	Full Line Insurance
30302015	Insurance Brokers	30302025	Property and Casualty Insurance
35101010	Real Estate Holding and Development	35101015	Real Estate Services
35102000	Diversified REITs	35102030	Office REITs
40201040	Rental & Leasing Services: Consumer	40202010	Home Construction
40202015	Household Furnishings	40202020	Household Appliance
40203040	Electronic Entertainment	40203045	Toys
40204020	Clothing & Accessories	40301010	Entertainment
40301030	Publishing	40301035	Radio & TV Broadcasters
40401010	Diversified Retailers	40401020	Apparel Retailers
40401025	Home Improvement Retailers	40401030	Specialty Retailers
40501010	Airlines	40501015	Travel & Tourism
40501020	Casinos & Gambling	40501025	Hotels & Motels
45101015	Distillers & Vintners	45101020	Soft Drinks
45102010	Farming Fishing Ranching & Plantations	45102020	Food Products
45103010	Tobacco	45201010	Food Retailers & Wholesalers
45201020	Personal Products	50101010	Construction
50101020	Building Roof/Wallboard and Plumbing	50101030	Cement
50101035	Building Materials: Other	50202010	Electrical Components
50203000	Diversified Industrials	50203015	Plastics
50203030	Containers & Packaging	50204000	Machinery: Industrial
50204020	Machinery: Construction & Handling	50205010	Industrial Suppliers
50205020	Back Office Support HR & Consulting	50205030	Forms & Bulk Printing Services
50206015	Commercial Vehicles & Parts	50206030	Marine Transportation
50206060	Transportation Services	55101000	Diversified Materials
55101020	Textile Products	55102000	General Mining
55102010	Iron & Steel	55102015	Metal Fabricating
55102035	Aluminum	60101020	Oil Refining and Marketing
65101010	Alternative Electricity	65101015	Conventional Electricity
65102030	Water		



ATHEX
Athens Stock Exchange

Λεωφ. Αθηνών 110 104 42 Αθήνα
110, Athinon Ave. GR 104 42 Athens
tel. (+30)210-33.66.800, fax (+30)210-33.66.101
www.athexgroup.gr