

23

Ημερήσιο Δελτίο  
Συναλλακτικής Δραστηριότητας

Daily Official List  
of Trading Activity

Thursday, 18 May, 2023

Year: 144 Trading Day No: 92



**ATHEXGROUP**  
Athens Exchange Group

**Disclaimer:**

Hellenic Exchanges-Athens Stock Exchange S.A. endeavours to ensure that the data and other material ("Information") presented on the Daily Official List are accurate and complete, but it is not liable for any errors or omissions of data or /and for the accuracy, credibility, updating and completeness of the aforesaid information nor it has any liability arising directly or indirectly from the use of the above Information.

The Company is not liable for the accuracy of the data included in listed companies' announcements. Only the sender of such an announcement is fully and solely liable for any infringement of third party's rights from the content of such announcement. All contents of the Daily Official List are provided only for information purposes and do not constitute investment advice or solicitation to invest in securities or other products listed for trading on the Exchange.

You acknowledge and agree that the Company is the owner of any property rights related to any Information appearing on the Daily Official List including intellectual property rights copyright, trademarks, etc.

The above data are a property of the Hellenic Exchanges-Athens Exchange and are copyright protected. Users are forbidden to reproduce, modify, copy, sale, transmit or redistribute, by all reproduction means and methods, part or the whole of the above data, without reference to their source.

The commercial exploitation of these data is, also, forbidden by third parties. Hellenic Exchanges-Athens Exchange does not carry any responsibility, direct or indirect, derived from usage or accidental alteration of the above data when used by third parties.

---

**Hellenic Exchanges – Athens Stock Exchange S.A.**

110 Athinon Ave., 10442 Athens, Tel: (210) 33.66.800, Fax: (210) 32.13.938

[www.athexgroup.gr](http://www.athexgroup.gr)

---

**Thessalonica Stock Exchange Center (T.S.E.C)**

16-18 Katouni Str., Thessalonica 546 25 Tel: (2310) 567.667, Fax: (2310) 530.545

---

**Athex Members Guarantee Fund**

14-16 Fidiou Str., Athens 106 78, Tel: (210) 33.04.682, Fax: (210) 33.04.155

---

**Hellenic Republic Capital Market Commission**

1 Kolokotroni Str. & 1 Stadiou Str., Athens 10562 Tel: (210) 33.77.100 Fax: (210) 33.77.173

---

**Table of Contents**

---

**Section 1: Statistical Figures of Securities, Derivatives and Lending**

Summary of Markets

Athex Indices

Analytic Figures for Athex Market's Boards and Categories

Trading Details by Athex Sectors and Financial Instruments (ETFs)

Top 10 best &amp; worst performing Shares

Derivatives Summary

**Section 2: Analytic Figures of Shares Transactions**

Analytic Figures of Shares Transactions

Shares' Notes

**Section 3: Figures of Securities Transactions**

Securities Blocks Details

Shares Rights Details

Stock Borrowing

Forced Sales Details

Forced Sales Registered Shares

Exchange Traded Funds (ETFs) Characteristics

**Section 5: Bonds traded in Fixed Income Assets Market**

Convertible Corporate Bonds - Regulated Market

Non Convertible Corporate Bonds - Regulated Market

Government Bonds

Treasury Bills &amp; Zero Coupon Government Bonds

Government Bonds Traded with the Open Outcry Method

State Banks Bonds

**Section 6: Additional Infos**

Athex &amp; ATHEXClear Members List

List of Stocks under Market Making operations

**Section 7: Derivatives Market Analytic Figures**

Index Futures

Stock Futures

Index Options

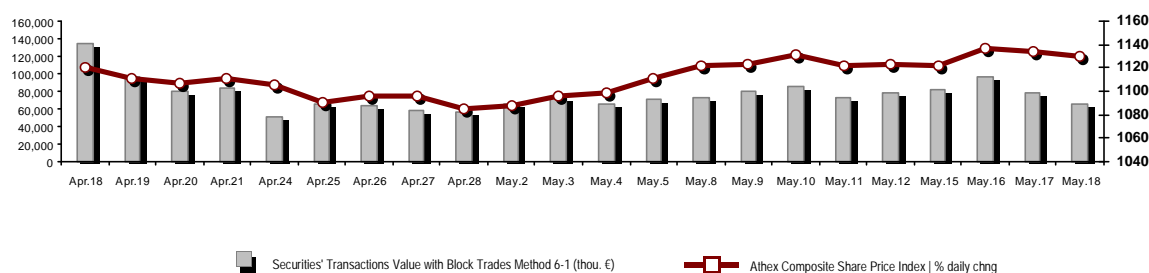
Stock Options

Stock Lending Analytic Figures

**Appendix A: Sectors codification for listed companies**

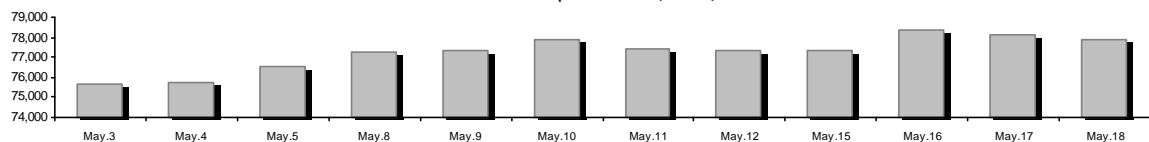
## Summary of Markets

Athex Composite Share Price Index vs Shares and Derivatives Transactions Value

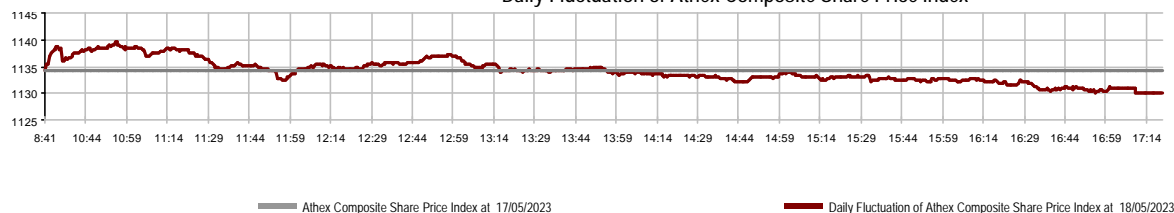


Athex Capitalisation (mill. €) **:	77,923.31	Derivatives Total Open Interest	442,126
Daily change: mill. €   %	-242.76 -0.31%	in Index Futures   % daily chng	8,192 9.20%
Yearly Avg Capitalisation: mill. €   % chng prev year Avg	73,121.13 15.95%	in Stock Futures   % daily chng	430,485 0.17%
Athex Composite Share Price Index   % daily chng	1,130.14 -0.37%	in Index Options   % daily chng	2,471 22.02%
Athex Composite Share Price Index Capitalisation (mill. €)	70,652.71	in Stock Options   % daily chng	978 49.77%
Daily change (mill. €)	-249.03		
Securities' Transactions Value with Block Trades Method 6-1 (t	64,547.35	Derivatives Contracts Volume:	20,846
Daily change: %	-14,242.44 -18.08%	Daily change: pieces   %	-22,296 -51.68%
YTD Avg Trans. Value: thou. €   % chng prev year Avg	100,257.28 38.76%	YTD Avg Derivatives Contracts % chng prev year Avg	44,953 30.86%
Blocks Transactions Value of Method 6-1 (thou. €)	9,107.94	Derivatives Trades Number:	1,410
Blocks Transactions Value of Method 6-2 & 6-3 (thou. €)	0.00	Daily change: number   %	-411 -22.57%
Bonds Transactions Value (thou.€)	465.31	YTD Avg Trades number % chng prev year Avg	2,337 13.74%
Securities' Transactions Volume with Block Trades Method 6-1 (tho	17,416.45	Lending Total Open Interest	320,699
Daily change: thou. pieces   %	-5,342.62 -23.47%	Daily change: pieces   %	6,941 2.21%
YTD Avg Volume: % chng prev year Avg	39,845.32 40.55%	Lending Volume (Multilateral/Bilateral)	433
Blocks Transactions Volume of Method 6-1 (thou. Pieces)	2,617.04	Daily change: pieces   %	-7,098
Blocks Transactions Volume of Method 6-2 & 6-3 (thou. Pieces)	0.00	Multilateral Lending	433
Bonds Transactions Volume	491,000	Bilateral Lending	0
Securities' Trades Number with Block Trades Method 6-1	25,631	Lending Trades Number:	14
Daily change: number   %	-3,530 -12.11%	Daily change: %	-4
YTD Avg Trades number % chng prev year Avg	35,176 19.58%	Multilateral Lending Trades Number	14
Number of Blocks Method 6-1	15	Bilateral Lending Trades Number	0
Number of Blocks Method 6-2 & 6-3	0		
Number of Bonds Transactions	133		

Athex Capitalisation (mill. €) \*\*



Daily Fluctuation of Athex Composite Share Price Index



## Athex Indices

Index name	18/05/2023	17/05/2023	pts.	%	Min	Max	Year min	Year max	Year change
Athex Composite Share Price Index	1,130.14 <b>€</b>	1,134.36	-4.22	-0.37%	1,130.14	1,139.51	929.79	1,140.96	21.55% <b>#</b>
Athex ESG Index	1,291.13 <b>€</b>	1,295.85	-4.72	-0.36%	1,290.30	1,301.77	1,057.52	1,311.72	22.07% <b>#</b>
FTSE/Athex Large Cap	2,755.08 <b>€</b>	2,765.65	-10.57	-0.38%	2,752.82	2,777.70	2,250.77	2,795.71	22.37% <b>#</b>
FTSE/Athex Mid Cap Index	1,642.40 <b>€</b>	1,658.43	-16.03	-0.97%	1,640.49	1,669.07	1,411.43	1,671.82	16.36% <b>#</b>
FTSE/ATHEX High Dividend Yield Index	3,443.69 <b>€</b>	3,457.80	-14.11	-0.41%	3,443.69	3,473.87	3,028.28	3,547.10	13.72% <b>#</b>
FTSE/ATHEX Global Traders Index Plus	3,189.45 <b>€</b>	3,191.48	-2.03	-0.06%	3,178.30	3,195.06	2,616.09	3,217.08	21.92% <b>#</b>
FTSE/ATHEX Mid & Small Cap Factor-Weighted Ind	4,830.75 <b>#</b>	4,829.04	1.71	0.04%	4,817.75	4,847.49	4,353.12	4,965.04	9.90% <b>#</b>
ATHEX Select Index Plus	3,672.25 <b>€</b>	3,687.09	-14.84	-0.40%	3,667.22	3,700.77	3,071.06	3,727.04	19.58% <b>#</b>
ATHEX Select Index	5,723.50 <b>#</b>	5,564.57	158.93	2.86%	5,564.57	5,797.95	4,343.88	6,091.85	31.76% <b>#</b>
FTSE/Athex Market Index	661.01 <b>€</b>	663.31	-2.30	-0.35%	660.69	666.22	539.21	667.01	22.56% <b>#</b>
Athex Composite Index Total Return Index	2,005.97 <b>€</b>	2,013.44	-7.47	-0.37%	2,005.97	2,022.60	1,641.17	2,023.15	22.23% <b>#</b>
FTSE/Athex Large Cap Total Return	4,430.09 <b>€</b>	4,447.09	-17.00	-0.38%			3,623.42	4,465.97	23.02% <b>#</b>
FTSE/Athex Mid Cap Total Return	2,165.45 <b>€</b>	2,186.59	-21.14	-0.97%			1,881.61	2,192.40	16.57% <b>#</b>
Hellenic Mid & Small Cap Index	1,587.74 <b>€</b>	1,594.71	-6.97	-0.44%	1,586.63	1,598.86	1,365.14	1,606.37	16.31% <b>#</b>
FTSE/Athex Banks	877.44 <b>€</b>	878.67	-1.23	-0.14%	873.38	886.35	640.09	954.15	36.98% <b>#</b>
FTSE/Athex Insurance	2,736.33 <b>#</b>	2,728.69	7.64	0.28%	2,728.69	2,751.62	2,652.26	3,042.07	-6.77% <b>€</b>
FTSE/Athex Financial Services	1,166.64 <b>#</b>	1,119.66	46.98	4.20%	1,119.66	1,204.34	672.72	1,375.02	70.21% <b>#</b>
FTSE/Athex Industrial Goods & Services	6,107.20 <b>€</b>	6,111.62	-4.42	-0.07%	6,061.51	6,125.20	4,603.86	6,374.93	31.66% <b>#</b>
FTSE/Athex Retail	1,137.84 <b>€</b>	1,154.47	-16.63	-1.44%	1,133.93	1,161.98	901.21	1,174.91	26.26% <b>#</b>
FTSE/ATHEX Real Estate	3,773.56 <b>€</b>	3,792.22	-18.66	-0.49%	3,763.58	3,826.02	3,753.77	4,461.05	-7.35% <b>€</b>
FTSE/Athex Consumer Goods & Services	12,541.15 <b>#</b>	12,494.72	46.43	0.37%	12,447.29	12,557.02	8,974.47	12,912.86	36.95% <b>#</b>
FTSE/Athex Food & Beverage	10,959.88 <b>€</b>	10,996.90	-37.02	-0.34%	10,946.01	11,035.51	8,101.49	11,068.84	29.45% <b>#</b>
FTSE/Athex Basic Resources	7,526.60 <b>#</b>	7,516.26	10.34	0.14%	7,439.90	7,540.54	6,463.31	7,812.43	15.98% <b>#</b>
FTSE/Athex Construction & Materials	3,808.49 <b>€</b>	3,827.97	-19.48	-0.51%	3,807.45	3,843.38	3,204.90	3,880.77	18.83% <b>#</b>
FTSE/Athex Energy	4,948.28 <b>€</b>	4,972.26	-23.98	-0.48%	4,932.25	4,984.07	4,780.16	5,856.79	-1.62% <b>€</b>
FTSE/Athex Travel & Leisure	2,672.30 <b>€</b>	2,683.42	-11.12	-0.41%	2,671.70	2,712.01	2,196.17	2,799.03	20.52% <b>#</b>
FTSE/Athex Technology	2,354.61 <b>€</b>	2,356.98	-2.37	-0.10%	2,348.57	2,369.96	2,047.81	2,396.71	14.62% <b>#</b>
FTSE/Athex Telecommunications	3,840.85 <b>€</b>	3,851.97	-11.12	-0.29%	3,838.07	3,874.32	3,511.53	4,391.80	-5.67% <b>€</b>
FTSE/Athex Utilities	5,011.92 <b>€</b>	5,126.16	-114.24	-2.23%	5,011.92	5,173.33	4,598.77	5,289.37	8.98% <b>#</b>
FTSE/Athex Health Care	395.12 <b>€</b>	396.25	-1.13	-0.29%	395.12	404.17	390.59	469.84	-5.67% <b>€</b>
FTSE/Athex Personal Products	7,325.04 <b>#</b>	7,200.15	124.89	1.73%	7,200.15	7,367.75	6,441.87	7,905.24	10.88% <b>#</b>
Athex All Share Index	272.21 <b>€</b>	273.06	-0.85	-0.31%	272.21	272.21	231.11	273.66	18.23% <b>#</b>
MSCI GREECE REBASED	4,334.90 <b>€</b>	4,350.06	-15.16	-0.35%	4,327.56	4,374.46	4,125.04	4,387.30	--- <b>-</b>
Hellenic Corporate Bond Index	122.03 <b>€</b>	122.09	-0.06	-0.05%			118.78	122.13	2.56% <b>#</b>
Hellenic Corporate Bond Price Index	87.28 <b>€</b>	87.33	-0.05	-0.06%			85.96	87.55	1.22% <b>#</b>

Note 1: FTSE/Med 100, Hellenic Corporate Bond Price Index and Hellenic Corporate Bond Index closing prices refer to the previous trading day of 16/05/2023.

Note 2: The Hellenic Mid & Small Cap Index is a Customized index calculated by the Athens Exchange.

## Analytic Figures for Athex Market's Boards and Categories

	Total Traded Securities	Main Market	Surveillance	Exchange Traded Funds (ETFs)
Totals	113	103	9	1
Gain / Lose / Same:	39 / 56 / 18	36 / 53 / 14	3 / 2 / 4	0 / 1 / 0
Athex Capitalisation (mill. €) **	77,923.31	77,581.91	341.40	
Daily Average Trans/ons Value(thou.€)	100,257.28	100,008.45	260.49	35.59
Transactions Value	64,547.35	64,415.72	125.12	6.51
Main Board:	55,439.42	55,307.78	125.12	6.51
Blocks Board 6_2_3:	9,107.94	9,107.94	0.00	0.00
Forced Sales Board:	0.00	0.00	0.00	0.00
Special Terms Board:	0.00	0.00	0.00	0.00
Daily Average Transactions Volume	39,845,319	38,641,710	1,210,198	1,390
Transactions Volume	17,416,449	16,729,803	686,413	233
Main Board:	14,799,414	14,112,768	686,413	233
Blocks Board 6_2_3:	2,617,035	2,617,035	0	0
Forced Sales Board:	0	0	0	0
Special Terms Board:	0	0	0	0
Daily Average Number of Trades	35,176	34,923	251	3
Number of Trades	25,631	25,484	145	2
Main Board:	25,616	25,469	145	2
Blocks Board 6_2_3:	15	15	0	0
Forced Sales Board:	0	0	0	0
Special Terms Board:	0	0	0	0

## Trading Details by Athex Sectors and Financial Instruments (ETFs)

Code	Sectors	Gain / Lose / Same	Number of Trades	Transactions Volume	Transactions Value	% of Total Trans. Value
3010	- Banks	3 / 3 / 0	6,593	11,831,517	21,051,177.01	32.61%
5510	- Basic Resources	6 / 5 / 1	1,024	316,114	1,010,967.51	1.57%
5010	- Construction & Materials	8 / 3 / 3	1,666	629,945	2,871,845.86	4.45%
4020	- Consumer Products & Services	3 / 2 / 1	1,211	173,138	3,228,823.45	5.00%
6010	- Energy	0 / 4 / 0	1,361	144,794	2,326,685.33	3.60%
12000	- Financial Instruments	0 / 1 / 0	2	233	6,514.47	0.01%
3020	- Financial Services	1 / 4 / 0	900	189,862	922,163.36	1.43%
4510	- Food Beverage & Tobacco	3 / 1 / 1	259	55,915	981,782.18	1.52%
2010	- Health Care	1 / 2 / 0	111	51,789	35,426.67	0.05%
5020	- Industrial Goods & Services	6 / 6 / 4	2,711	986,661	6,537,908.11	10.13%
3030	- Insurance	1 / 0 / 0	4	100	358.30	0.00%
4030	- Media	1 / 0 / 0	10	18,664	9,651.32	0.01%
4520	- Personal Care, Drug & Grocery Stores	1 / 2 / 0	90	12,923	83,791.48	0.13%
3510	- Real Estate	2 / 4 / 2	463	184,448	699,854.86	1.08%
4040	- Retail	1 / 4 / 0	265	154,656	593,272.30	0.92%
1010	- Technology	2 / 6 / 2	999	255,106	859,038.91	1.33%
1510	- Telecommunications	0 / 1 / 1	1,922	752,748	10,401,769.69	16.11%
4050	- Travel & Leisure	0 / 5 / 1	2,514	692,906	6,164,927.77	9.55%
6510	- Utilities	0 / 3 / 2	3,526	964,930	6,761,394.71	10.48%

## Top 10 best &amp; worst performing Shares

Main Market					
With positive Price change	Closing price	change	With negative Price change	Closing price	change
MIG (CR)	5.85	19.27% #	TERNA ENERGY (CR)	18.9	-2.58% €
ATTICA BANK S.A. (CR)	12.5	3.65% #	PPC (CR)	8.1	-2.41% €
MERMEREN KOMB. A.D. PR. (GDR)	36	2.86% #	HELLENIC EXCHANGES-A.S.E. (CR)	4.1	-2.38% €
GR. SARANTIS S.A. (CR)	7.35	2.08% #	CENERGY HOLDINGS (CB)	4.885	-2.10% €
EKTER SA (CR)	1.545	1.98% #	LAVIPHARM SA (CR)	0.412	-1.91% €
MEVACO SA (CR)	3.4	1.80% #	QUALITY & RELIABILITY SA (CR)	0.57	-1.72% €
ENTERSOFT (CR)	4.67	1.74% #	ADMIE (IPTO) HOLDING S.A. (CR)	1.77	-1.67% €
LOULIS FOOD (CR)	2.52	1.61% #	FOURLIS (CR)	4.01	-1.59% €
ELVALHALCOR (CR)	1.688	1.56% #	ALUMIL (CR)	2.05	-1.44% €
ELLAKTOR (CR)	2.06	1.48% #	AEGEAN AIRLINES (CR)	7.91	-1.37% €
With the highest Transactions Value	Value (thou. €)	change	With the highest Transactions Volume	Volume	change
OTE (CR)	10,400.47	-0.29% €	ALPHA SERVICES HOLD (CR)	5,033,050	-0.75% €
ALPHA SERVICES HOLD (CR)	5,993.89	-0.75% €	EUROBANK HOLDINGS (CR)	3,657,691	0.28% #
PIRAEUS FINANCIAL HOLD (CR)	5,667.66	-0.84% €	PIRAEUS FINANCIAL HOLD (CR)	2,387,273	-0.84% €
OPAP (CR)	5,558.56	-0.32% €	OTE (CR)	752,541	-0.29% €
EUROBANK HOLDINGS (CR)	5,253.52	0.28% #	NATIONAL BANK (CR)	745,110	0.26% #
MYTILINEOS (CR)	4,752.49	0.08% #	PPC (CR)	514,468	-2.41% €
PPC (CR)	4,226.23	-2.41% €	OPAP (CR)	353,437	-0.32% €
NATIONAL BANK (CR)	4,011.31	0.26% #	CENERGY HOLDINGS (CB)	290,799	-2.10% €
JUMBO SA (CR)	2,824.79	0.36% #	ADMIE (IPTO) HOLDING S.A. (CR)	288,275	-1.67% €
MOTOR OIL (CR)	1,925.29	-0.46% €	MYTILINEOS (CR)	178,062	0.08% #

Note: Stocks that are not included in the "Under Supervision" category, and the transactions value is more than 10,000 €.

## Derivatives Summary

	Number of Trades	Volume	Open Interest
<b>Index Futures</b>	<b>307</b>	<b>1,506</b>	<b>8,192</b>
FTSE/Athex Banks	6	48	973
FTSE/Athex Large Cap	295	1,396	7,088
MSCI GREECE REBASED	6	62	131
<b>Stock Futures</b>	<b>1,053</b>	<b>18,539</b>	<b>430,485</b>
ADMIE (IPTO) HOLDING S.A. (CR)	38	1,110	12,573
AEGEAN AIRLINES (CR)	2	13	1,780
ALPHA SERVICES HOLD (CR)	180	10,178	179,060
AUTOHELLAS SA (CR)	0	0	82
AVAX S.A. (CR)	0	0	349
CC HBC AG (CR)	1	1	229
CENERGY HOLDINGS (CB)	26	178	6,426
ELLAKTOR (CR)	1	1	1,018
ELVALHALCOR (CR)	0	0	1,324
EUROBANK HOLDINGS (CR)	48	826	27,783
EYDAP S.A. (CR)	8	14	537
FOURLIS (CR)	3	27	1,352
GEK TERNA (CR)	5	23	8,163
HELLENIC EXCHANGES-A.S.E. (CR)	7	27	1,614
HELLENIQ ENERGY (CR)	42	87	1,548
INTRACOM HOLDINGS (CR)	12	26	4,616
INTRAKAT (CR)	4	22	8,729
JUMBO SA (CR)	1	1	381
LAMDA DEVELOPMENT SA (CR)	22	63	5,916
MIG (CR)	88	445	1,300
MOTOR OIL (CR)	18	58	1,910
MYTILINEOS (CR)	36	133	4,040
NATIONAL BANK (CR)	74	953	17,598
OPAP (CR)	26	192	2,033
OTE (CR)	31	247	10,924
P.P.A. S.A. (CR)	0	0	361
PIRAEUS FINANCIAL HOLD (CR)	77	2,559	87,020
PPC (CR)	222	1,135	25,043
QUEST HOLDINGS (CR)	1	3	98
TERNA ENERGY (CR)	41	72	10,358
TITAN CEMENT (CB)	16	46	610
VIOHALCO SA/NV (CB)	23	99	5,710
<b>Index Options</b>	<b>13</b>	<b>189</b>	<b>2,471</b>
FTSE/Athex Large Cap	13	189	2,471
<b>Stock Options</b>	<b>37</b>	<b>612</b>	<b>978</b>
ALPHA SERVICES HOLD (CR)	0	0	49
NATIONAL BANK (CR)	1	1	281
OPAP (CR)	0	0	116
OTE (CR)	0	0	4
PIRAEUS FINANCIAL HOLD (CR)	0	0	8
PPC (CR)	36	611	520
<b>Total Derivatives Traded</b>	<b>1,410</b>	<b>20,846</b>	<b>442,126</b>



Number of Outstanding Securities	Nominal Value	Dividends [1]			Date of Last Coupon Dividend [2]		Date of Right	Note	Shares	Closing price	% change	Previous closing price/date	Open price	Price min	Price max	Last price	Avg price	Last Bid [7]	Last Ask [7]	P/E after tax	Year	Volume	Trades	Transactions Value[8]	Company Mkt Value (thou. €)	Year low	Year high	Sector[ 4]
----------------------------------	---------------	---------------	--	--	----------------------------------	--	---------------	------	--------	---------------	----------	-----------------------------	------------	-----------	-----------	------------	-----------	--------------	--------------	---------------	------	--------	--------	-----------------------	-----------------------------	----------	-----------	------------

Main Market - High Liquidity Class

2,348,908,567	0.290	---	---	---	07/04/2008	18/04/2017	---	---	ALPHA SERVICES HOLD (CR)	1.184	-0.75	€ 1.193	17/05/2023	1.2	1.184	1.209	1.184	1.191	12016@1.18	20000@1.19	---	---	5,033,050	2,079	5,993,885.14	2,781,107.74	1.0015	1.513	30101010
45,033,921	0.050	---	---	---	04/06/2008	27/03/2023	---	---	ATTICA BANK S.A. (CR)	12.5	3.65	€ 12.06	17/05/2023	12.08	12.02	12.52	12.5	12.328	4@12.40	228@12.50	---	---	2,262	42	27,886.20	562,924.01	10.62	48.75	30101010
18,176,934	1.00	---	---	---	---	27/01/2023	---	---	AUSTRIACARD (CB)	11.8	---	€ 11.8	17/05/2023	11.7	11.5	12	11.8	11.774	200@11.40	100@11.80	---	---	8,004	89	94,236.60	214,487.82	10.4	13.42	10101010
48,624,764	0.080	0.23	0.46	0.65	24/04/2023	05/12/2022	---	---	AUTOHELLAS SA (CR)	13.68	0.59	€ 13.6	17/05/2023	13.52	13.52	13.9	13.68	13.776	67@13.68	100@13.78	---	---	28,529	390	393,021.88	665,186.77	10.06	14.18	40201040
190,162,681	---	---	---	---	---	07/12/2016	---	---	CENERGY HOLDINGS (CB)	4.885	-2.10	€ 4.99	17/05/2023	4.99	4.825	4.99	4.885	4.887	3000@4.84	500@4.90	---	---	290,799	852	1,421,072.94	928,944.70	3.015	4.99	50202010
372,553,049	6.70	0.64	0.71	---	07/07/2022	29/04/2013	---	---	CC HBC AG (CR)	29.3	-0.34	€ 29.4	17/05/2023	29.5	29.26	29.5	29.3	29.335	150@29.30	660@29.40	---	---	30,413	159	892,169.20	10,915,804.34	21.54	29.59	45101020
3,710,677,508	0.220	---	---	---	02/05/2008	20/05/2019	---	---	EUROBANK HOLDINGS (CR)	1.435	0.28	€ 1.431	17/05/2023	1.45	1.421	1.45	1.435	1.436	3000@1.43	34804@1.44	---	---	3,657,691	1,363	5,253,522.89	5,324,822.22	1.0495	1.4935	30101010
52,131,944	1.00	---	0.1102	---	30/06/2022	23/07/2019	---	---	FOURLIS (CR)	4.01	-1.59	€ 4.075	17/05/2023	4.035	4.01	4.11	4.01	4.043	13563@4.01	400@4.04	---	---	124,503	180	503,382.76	209,049.10	3.26	4.165	40401010
305,635,185	2.18	0.1	0.1	0.3	11/01/2023	01/10/2003	---	---	HELLENIQ ENERGY (CR)	7.44	-0.54	€ 7.48	17/05/2023	7.45	7.37	7.5	7.44	7.449	54@7.41	348@7.44	---	---	53,300	352	397,027.77	2,273,925.78	6.93	8.68	60101020
83,600,000	0.880	---	---	---	03/07/2007	23/09/2022	---	---	INTRACOM HOLDINGS (CR)	1.81	---	€ 1.81	17/05/2023	1.836	1.802	1.836	1.81	1.813	2000@1.81	400@1.82	---	---	114,921	311	208,315.16	151,316.00	1.678	2.12	10101010
160,523,985	0.300	---	---	---	12/08/2008	30/12/2022	---	---	INTRAKAT (CR)	1.628	0.49	€ 1.62	17/05/2023	1.62	1.62	1.65	1.628	1.637	420@1.62	4954@1.63	---	---	126,303	128	206,778.15	261,333.05	1.366	1.788	50101010
136,059,759	0.880	0.77	0.77	---	21/03/2023	05/03/2014	---	---	JUMBO SA (CR)	22.08	0.36	€ 22	17/05/2023	21.92	21.92	22.08	22.08	22.026	182@22.06	1162@22.10	---	---	128,251	745	2,824,792.74	3,004,199.48	15.61	22.82	40203045
176,736,715	0.300	---	---	---	30/05/2007	27/11/2019	---	---	LAMDA DEVELOPMENT SA (CR)	5.565	-0.45	€ 5.59	17/05/2023	5.64	5.565	5.64	5.565	5.583	1010@5.56	1274@5.58	---	---	60,104	257	335,590.35	983,539.82	5.505	6.6	35101010
31,317,025	0.400	---	---	---	26/04/2007	10/05/2023	---	---	MIG (CR)	5.85	19.27	€ 4.905	17/05/2023	5.68	5.42	6.31	5.85	5.82	11@5.84	98@5.91	---	---	73,365	641	426,987.28	183,204.60	0.987	8.4	30202000
107,222,688	0.440	---	(0.5667)	---	17/06/2022	16/03/2022	---	---	QUEST HOLDINGS (CR)	4.945	-0.70	€ 4.98	17/05/2023	4.9	4.9	5	4.945	4.967	3000@4.93	2457@4.98	---	---	16,332	95	81,123.80	530,216.19	4.655	5.46	10101010
78,325,475	---	---	---	---	---	23/07/2019	---	---	TITAN CEMENT (CB)	15.94	-0.87	€ 16.08	17/05/2023	16.1	15.88	16.1	15.94	16.003	7810@15.96	30@15.98	---	---	74,314	580	1,189,222.98	1,248,508.07	12.04	16.28	50101030
259,189,761	0.02	0.1	---	---	03/06/2022	26/02/2016	---	---	VIOHALCO S.A.N.V. (CB)	4.95	-0.20	€ 4.96	17/05/2023	4.93	4.87	4.965	4.95	4.93	73@4.91	1233@4.95	---	---	144,390	447	711,885.74	1,282,989.32	3.995	5.02	55102015
144,321,516	0.300	---	---	---	01/07/2011	22/01/2020	---	---	AVAX S.A. (CR)	0.949	0.32	€ 0.946	17/05/2023	0.948	0.934	0.952	0.949	0.941	15032@0.940	976@0.949	---	---	72,947	121	68,648.12	136,961.12	0.748	1	50101010
232,000,000	2.12	0.1069	0.0854	0.0682	29/08/2022	19/06/2017	---	---	ADMIE (IPTO) HOLDING S.A. (CR)	1.77	-1.67	€ 1.8	17/05/2023	1.796	1.77	1.83	1.77	1.783	700@1.77	484@1.79	14.11	2022	288,275	511	514,088.36	410,640.00	1.64	2.035	65101015
90,167,100	0.500	---	---	---	03/06/2019	24/05/2021	---	---	AEGEAN AIRLINES (CR)	7.91	-1.37	€ 8.02	17/05/2023	8.02	7.86	8.02	7.91	7.918	1144@7.85	388@7.91	---	---	50,301	356	398,264.71	713,221.76	5.27	8.15	40501010
103,423,291	0.570	---	---	---	01/08/2011	06/09/2022	---	---	GEK TERNA (CR)	12	-0.83	€ 12.1	17/05/2023	12.18	12	12.2	12	12.024	305@11.98	18@12.02	---	---	89,436	302	1,075,390.62	1,241,079.49	10.42	12.74	50101010
382,000,000	2.48	---	---	---	20/07/2015	12/12/2001	---	---	PPC (CR)	8.1	-2.41	€ 8.3	17/05/2023	8.3	8.075	8.41	8.1	8.215	809@8.10	737@8.12	---	---	514,468	1,435	4,226,227.92	3,094,200.00	6.6	8.56	65101015
914,715,153	1.00	---	---	---	16/05/2008	29/08/2018	---	---	NATIONAL BANK (CR)	5.398	0.26	€ 5.384	17/05/2023	5.38	5.35	5.44	5.398	5.384	5@5.36	3930@5.40	---	---	745,110	1,429	4,011,309.41	4,937,632.40	3.746	5.528	30101010
375,241,586	0.390	0.01	0.03	---	30/05/2022	14/07/2006	---	---	ELVALHALCOR (CR)	1.688	1.56	€ 1.662	17/05/2023	1.68	1.664	1.692	1.688	1.68	1100@1.68	365@1.69	---	---	115,801	302	194,572.72	633,407.80	1.52	1.894	55102015
348,192,005	0.040	---	---	---	05/07/2011	16/07/2021	---	---	ELLAKTOR (CR)	2.06	1.48	€ 2.03	17/05/2023	2.03	2.025	2.065	2.06	2.042	694@2.05	824@2.06	---	---	111,240	266	227,128.92	717,275.53	1.706	2.455	50101010
60,348,000	0.420	0.07	0.1515	---	08/06/2022	04/08/2021	---	---	HELLENIC EXCHANGES-A.S.E. (CR)	4.1	-2.38	€ 4.2	17/05/2023	4.2	4.1	4.26	4.1	4.171	2203@4.09	50@4.13	---	---	112,546	192	469,423.54	247,426.80	3.09	4.525	30202015
106,500,000	0.600	---	0.28	---	05/09/2022	13/09/2021	---	---	EYDAP S.A. (CR)	6.14	---	€ 6.14	17/05/2023	6.14	6.1	6.35	6.14	6.204	100@6.12	55@6.15	---	---	82,347	530	510,861.68	653,910.00	6.06	7.34	65102030
110,782,980	0.750	---	0.9054	0.4058	21/11/2022	04/11/2013	---	---	MOTOR OIL (CR)	21.48	-0.46	€ 21.58	17/05/2023	21.34	21.34	21.64	21.48	21.507	855@21.48	103@21.52	---	---	89,520	1,001	1,925,289.76	2,379,618.41	20.84	25.82	60101020
142,891,161	0.970	0.378	0.4341	---	24/06/2022	07/07/2017	---	---	MYTILINEOS (CR)	26.78	0.08	€ 26.76	17/05/2023	26.76	26.54	26.82	26.78	26.69	5000@26.76	3979@26.78	---	---	178,062	1,290	4,752,494.16	3,826,625.29	19.94	28.4	50203000
25,000,000	2.00	0.4	0.628	---	25/07/2022	08/08/2003	---	---	P.P.A. S.A. (CR)	19.02	-0.63	€ 19.14	17/05/2023	19.12	18.96	19.28	19.02	19.059	24@19.02	180@19.14	8.99	2022	3,409	132	64,973.72	475,500.00	15.86	19.84	50206060
363,341,859	0.300	0.55	0.6	0.3	19/10/2022	29/07/2022	---	---	OPAP (CR)	15.65	-0.32	€ 15.7	17/05/2023	15.7	15.65	15.9	15.65	15.727	1369@15.64	5@15.67	---	---	353,437	2,057	5,558,564.64	5,686,300.09	13.02	16.47	40501020
433,664,596	2.83	0.6879	0.8231	---	01/07/2022	18/06/1998	---	---	OTE (CR)	13.75	-0.29	€ 13.79	17/05/2023	13.74	13.74	13.87	13.75	13.82	120@13.74	1303@13.76	---	---	752,541	1,915	10,400,473.69	5,962,888.20	12.57	15.73	15102015
1,250,367,223	0.930	---	---	---	16/05/2008	14/04/2021	---	---	PIRAEUS FINANCIAL HOLD (CR)	2.36	-0.84	€ 2.38	17/05/2023	2.394	2.35	2.4	2.36	2.374	3241@2.36	7585@2.36	---	---	2,387,273	1,627	5,667,664.57	2,950,866.65	1.43	2.449	30101010
43,741,452	0.660	0.16	0.2723	0.0698	30/01/2023	01/11/1999	---	---	THRACE PLASTICS SA (CR)	4.1	-0.49	€ 4.12	17/05/2023	4.125	4.065	4.13	4.1	4.092	250@4.08	2998@4.10	---	---	6,656	64	27,234.67	179,339.95	3.76	4.68	50203015
69,877,484	0.780	0.2239	0.1493	0.1495	09/05/2023	13/06/2018	---	---	GR. SARANTIS S.A. (CR)	7.35	2.08	€ 7.2	17/05/2023	7.29	7.27	7.38	7.35	7.346	1285@7.35	75@7.38	---	---	11,209	80	82,336.24	513,599.51	6.39	8	45201020
115,855,090	0.300	0.3407	0.3411	---	04/07/2022	05/03/2020	---	---	TERNA ENERGY (CR)	18.9	-2.58	€ 19.4	17/05/2023	19.3	18.9	19.36	18.9	19.101	552@18.89	200@18.97	---	---	78,903	1,048	1,507,143.39	2,189,661.20	17.89	21.04	65101010

Number of Outstanding Securities	Nominal Value	Dividends [1]			Date of Last Coupon		Note	Shares	Closing price	% change	Previous closing price/date	Open price	Price min	Price max	Last price	Avg price	Last Bid [7]	Last Ask [7]	P/E after tax	Year	Volume	Trades	Transactions Value[8]	Company Mkt Value (thou. €)	Year low	Year high	Sector[ 4]	
		2020	2021	2022	Dividend [2]	Right																						
Main Market - Medium Liquidity Class																												
13,126,020	0.660	0.0837	0.1163	---	22/06/2022	04/09/2020	---	AS COMPANY SA (CR)	2.22	-0.89	€ 2.24	17/05/2023	2.26	2.21	2.26	2.22	2.216	388@2.21	415@2.25	---	---	290	4	642.50	29,139.76	2.02	2.38	40401030
3,114,144	0.360	0.1558	0.3427	---	14/06/2022	02/06/2020	---	ALPHA TRUST (CR)	5.55	-1.77	€ 5.65	17/05/2023	5.65	5.55	5.65	5.55	5.633	100@5.50	94@5.65	---	---	1,086	34	6,117.90	17,283.50	4.32	5.7	30202010
14,000,000	4.15	---	3.42	---	14/09/2022	29/06/1999	---	ALPHA REAL ESTATE SA(CR)	7.5	---	↘ 7.5	17/05/2023	---	---	---	---	---	825@7.50	58@7.68	---	---	---	---	---	105,000.00	6.68	9.22	35101015
215,805,843	0.300	0.05	---	---	30/12/2021	15/11/2022	---	ATTICA HOLDINGS (CR)	2.51	---	↘ 2.51	17/05/2023	2.51	2.51	2.53	2.51	2.51	3066@2.51	36501@2.53	---	---	42,375	15	106,377.25	541,672.67	1.865	2.55	40501015
151,654,947	0.040	---	---	---	01/07/2008	21/02/2020	---	AVE (CR)	0.526	0.38	P 0.524	17/05/2023	0.514	0.514	0.53	0.53	0.517	5000@0.512	36@0.530	---	---	18,664	10	9,651.32	79,770.50	0.506	0.586	40301010
35,764,593	2.10	0.06	0.075	0.1046	02/05/2023	25/11/2019	---	BRIQ PROPERTIES (CR)	1.93	0.26	P 1.925	17/05/2023	1.925	1.915	1.935	1.935	1.93	376@1.92	2025@1.94	---	---	12,350	34	23,834.29	69,025.66	1.9	2.11	35102030
101,123,806	0.360	---	---	---	22/07/2010	28/06/2011	---	CENTRIC HOLDINGS (CR)	0.276	0.73	P 0.274	17/05/2023	0.279	0.271	0.279	0.276	0.272	300@0.271	937@0.276	---	---	8,122	20	2,206.03	27,910.17	0.263	0.333	40203040
784,500	10.00	---	0.3	---	24/05/2022	31/07/2018	---	CNL CAPITAL (CR)	6.9	-1.43	€ 7	17/05/2023	6.9	6.9	6.9	6.9	6.9	100@6.90	1040@7.00	-(6)-	2022	23	1	158.70	5,413.05	6.8	8	30202010
10,246,800	0.300	---	---	---	06/10/2005	13/02/2002	---	CPI SA (CR)	0.59	-1.01	€ 0.596	17/05/2023	0.576	0.576	0.6	0.59	0.591	50@0.588	1310@0.590	---	---	1,659	12	979.73	6,045.61	0.548	0.722	10102030
18,680,300	0.050	---	---	---	06/07/2022	---	---	DIMAND (CR)	11.35	-1.30	€ 11.5	17/05/2023	11.65	11	11.65	11.35	11.28	50@11.15	390@11.55	---	---	11,479	113	129,482.30	212,021.41	11	14.9	35101010
54,200,000	0.075	---	0.035	---	19/07/2022	23/11/2021	---	EPSILON NET (CR)	8	0.50	P 7.96	17/05/2023	8	7.9	8.1	8	8.006	41@7.93	50@8.05	---	---	16,148	73	129,283.33	433,600.00	6.2	8.36	10101015
40,134,921	0.400	---	---	---	30/08/1993	05/12/2022	---	IDEAL HOLDINGS (CR)	4.64	-1.07	€ 4.69	17/05/2023	4.69	4.6	4.73	4.64	4.664	150@4.60	679@4.64	---	---	15,580	88	72,667.15	186,226.03	3.38	4.95	10102030
167,868,482	0.300	---	---	---	20/08/2007	28/11/2022	---	LAVIPHARM SA (CR)	0.412	-1.91	€ 0.42	17/05/2023	0.42	0.412	0.425	0.412	0.417	2500@0.411	6450@0.420	---	---	43,012	33	17,929.64	69,161.81	0.366	0.48	20103015
4,740,000	0.860	---	---	---	14/03/2003	---	---	LOGISMOS S.A. (CR)	0.975	---	↘ 0.975	17/05/2023	---	---	---	---	---	100@0.890	381@0.975	-(6)-	2022	---	---	---	4,621.50	0.91	1.1	10101015
17,120,280	0.940	0.06	0.06	---	27/06/2022	02/08/2019	---	LOULIS FOOD (CR)	2.52	1.61	P 2.48	17/05/2023	2.49	2.43	2.52	2.52	2.481	1138@2.46	230@2.53	---	---	6,275	40	15,570.04	43,143.11	2.38	2.82	45102020
4,419,616	1.58	---	---	0.1131	01/03/2023	04/03/2015	---	MEDICON S.A (CR)	3.49	-0.29	€ 3.5	17/05/2023	3.57	3.49	3.57	3.49	3.498	1000@3.46	580@3.49	---	---	2,503	18	8,755.74	15,424.46	3.45	4.15	20102010
468,700	2.24	3.42	---	---	03/05/2022	21/05/2004	---	MERMEREN KOMB. A.D. PR. (GDR)	36	2.86	P 35	17/05/2023	34	33	36.8	36	34.055	37@33.40	28@36.40	1.20	2022	471	30	16,040.00	16,873.20	31	59	55102000
10,500,000	0.950	---	---	---	24/06/2008	22/07/2022	---	MEVACO SA (CR)	3.4	1.80	P 3.34	17/05/2023	3.4	3.28	3.4	3.4	3.345	880@3.28	908@3.40	11.27	2022	4,092	33	13,688.12	35,700.00	2.52	3.5	55102015
87,127,162	0.500	---	---	---	21/05/2008	28/07/2021	---	PREMA (CR)	1.116	0.72	P 1.108	17/05/2023	1.136	1.106	1.136	1.116	1.118	1000@1.11	36@1.12	---	---	18,132	34	20,273.76	97,233.91	1.07	1.36	35101010
24,377,795	0.230	---	---	---	27/06/2022	08/06/2022	---	PROFILE SA (CR)	3.38	-0.59	€ 3.4	17/05/2023	3.42	3.32	3.43	3.38	3.37	300@3.33	2005@3.38	---	---	13,641	91	45,970.87	82,396.95	2.575	3.56	10101010
27,345,120	0.280	---	---	---	18/07/2005	26/02/2014	---	QUALITY & RELIABILITY SA (CR)	0.57	-1.72	€ 0.58	17/05/2023	0.58	0.566	0.584	0.57	0.575	2000@0.560	1481@0.570	---	---	21,899	51	12,590.07	15,586.72	0.465	0.6	10101010
6,456,530	1.08	0.0804	0.12	---	14/07/2022	02/08/2010	---	SPACE HELLAS SA (CR)	6.26	---	↘ 6.26	17/05/2023	6.26	6.26	6.3	6.3	6.261	200@6.24	240@6.28	---	---	207	7	1,296.00	40,417.88	5.28	6.9	15101010
17,190,046	0.290	---	---	---	16/11/1992	30/11/2022	---	UNIBIOS (CR)	0.642	-0.62	€ 0.646	17/05/2023	0.656	0.626	0.656	0.642	0.634	1000@0.636	3010@0.642	---	---	25,918	35	16,437.76	11,036.01	0.558	0.719	50204000
32,413,681	0.370	---	---	---	15/07/2009	11/05/2000	---	ALUMIL (CR)	2.05	-1.44	€ 2.08	17/05/2023	2.09	2.05	2.09	2.07	2.053	165@2.05	1247@2.06	---	---	11,942	49	24,512.15	66,448.05	1.986	2.54	55102035
3,534,269	3.44	(0.4452)	0.6908	---	16/12/2022	19/07/2022	---	ANDROMEDA SA (CR)	6.86	-0.58	€ 6.9	17/05/2023	6.88	6.72	6.9	6.86	6.853	150@6.70	246@6.86	---	2022	2,842	32	19,475.94	24,245.09	5.9	7.1	30204000
18,810,000	0.400	---	---	---	08/07/2010	14/11/2007	---	VARVERIS - MODA BAGNO SA (CR)	0.66	-1.49	€ 0.67	17/05/2023	0.63	0.63	0.66	0.66	0.63	1570@0.630	493@0.660	---	---	933	4	587.88	12,414.60	0.6	0.8	40401025
23,986,500	1.05	---	---	---	26/06/2009	15/03/2000	---	BIOKARPET S.A.(CR)	2.03	0.49	P 2.02	17/05/2023	2.05	1.965	2.05	2.03	1.987	25@1.97	130@2.03	---	---	1,080	11	2,145.70	48,692.60	1.5	2.17	50101035
6,325,000	0.600	---	0.19	---	04/07/2022	17/02/2014	---	VOYATZOGLOU (CR)	2.12	-2.75	€ 2.18	17/05/2023	2.18	2.08	2.18	2.12	2.107	109@2.08	200@2.12	---	---	285	6	600.38	13,409.00	1.97	2.48	50205010
24,060,000	0.300	0.035	0.055	0.075	25/04/2023	01/07/2019	---	GEN. COMMERCIAL & IND.SA (CR)	1.265	1.20	P 1.25	17/05/2023	1.23	1.21	1.265	1.265	1.219	700@1.22	40@1.27	7.82	2022	260	7	316.93	30,435.90	1.175	1.42	50205010
15,878,748	0.480	---	---	---	10/07/2006	22/03/2004	---	DOMIKI KRITIS SA (CR)	0.746	0.81	P 0.74	17/05/2023	0.746	0.746	0.746	0.746	0.746	160@0.722	1355@0.746	---	---	200	2	149.20	11,845.55	0.71	0.85	50101010
34,720,000	0.310	---	---	---	16/06/2010	01/08/2007	---	DROMEAS SA (CR)	0.32	---	↘ 0.32	17/05/2023	---	---	---	---	---	400@0.311	2030@0.320	---	---	---	---	---	11,110.40	0.3	0.389	40202015
13,673,200	0.880	---	---	---	18/07/2008	26/07/2001	---	EVROFARMA SA (CR)	0.83	3.11	P 0.805	17/05/2023	0.83	0.805	0.85	0.83	0.824	704@0.830	1150@0.840	---	---	5,296	15	4,363.08	11,348.76	0.684	0.876	45102020
11,250,000	0.520	---	0.0405	---	01/08/2022	09/11/2015	---	EKTER SA (CR)	1.545	1.98	P 1.515	17/05/2023	1.54	1.51	1.555	1.55	1.536	2200@1.52	3246@1.55	---	---	22,239	55	34,154.36	17,381.25	1.33	1.755	50101010
18,410,839	1.00	0.027	0.262	---	24/08/2022	10/09/2010	---	ELASTRON (CR)	2.65	-1.12	€ 2.68	17/05/2023	2.62	2.61	2.69	2.65	2.649	770@2.61	300@2.69	---	---	7,383	34	19,554.54	48,788.72	2.21	2.82	55102010
60,295,607	0.240	---	---	---	09/07/2007	01/07/2021	---	ELGEKA SA (CR)	0.43	-3.80	€ 0.447	17/05/2023	0.431	0.43	0.431	0.43	0.43	2318@0.430	20@0.442	---	---	1,333	5	573.48	25,927.11	0.38	0.459	45201010
23,828,130	0.500	---	0.0737	---	18/07/2022	17/02/2009	---	ELINOIL S.A. (CR)	2.25	-0.44	€ 2.26	17/05/2023	2.26	2.2	2.26	2.25	2.218	1200@2.18	460@2.25	---	---	1,9						

Number of Outstanding Securities	Nominal Value	Dividends [1]			Date of Last Coupon Dividend [2]		Note	Shares	Closing price	% change	Previous closing price/date	Open price	Price min	Price max	Last price	Avg price	Last Bid [7]	Last Ask [7]	P/E after tax	Year	Volume	Trades	Transactions Value[8]	Company Mkt Value (thou. €)	Year low	Year high	Sector[ 4]
26,730,187	0.520	0.08	0.1	---	29/06/2022	01/08/2017	---	ELTON SA (CR)	2.54	1.20 <b>P</b>	2.51 17/05/2023	2.52	2.47	2.54	2.54	2.502	10@2.54	405@2.57	---	---	33,760	122	84,474.30	67,894.67	2.08	2.59	50205010
30,000,000	0.050	0.06	0.09	---	13/05/2022	11/06/2020	---	ENTERSOFT (CR)	4.67	1.74 <b>P</b>	4.59 17/05/2023	4.59	4.59	4.72	4.67	4.67	1809@4.67	1194@4.68	---	---	45,407	186	212,068.97	140,100.00	3.61	4.72	10101015
36,300,000	1.12	0.223	0.2186	---	14/09/2022	12/12/2007	---	THESSALONIKA WATER & SEWERAGE	3.28	--- <b>γ</b>	3.28 17/05/2023	3.28	3.28	3.28	3.28	3.28	10@3.29	5@3.33	---	---	937	2	3,073.36	119,064.00	3.21	3.66	65102030
14,833,480	0.300	---	---	---	02/06/2010	04/02/2022	---	EUROCONSULTANTS S.A. (CR)	0.64	0.31 <b>P</b>	0.638 17/05/2023	0.646	0.628	0.646	0.64	0.635	100@0.628	1459@0.640	---	---	6,117	34	3,884.34	9,493.43	0.576	0.66	50205020
86,735,980	0.310	---	---	---	06/07/2009	18/08/2022	---	ATHENS MEDICAL CENTER SA (CR)	1.42	0.71 <b>P</b>	1.41 17/05/2023	1.42	1.375	1.42	1.42	1.393	712@1.41	70@1.42	---	---	6,274	60	8,741.29	123,165.09	1.375	1.8	20101025
114,320,400	0.100	---	0.01	---	26/11/2021	05/08/2019	---	IKTINOS HELLAS SA (CR)	0.51	-0.20 <b>€</b>	0.511 17/05/2023	0.508	0.495	0.515	0.51	0.505	700@0.504	3690@0.510	---	---	67,754	141	34,196.73	58,303.40	0.4855	0.675	50101035
8,226,132	0.450	---	---	---	15/05/2009	13/10/2014	---	ILYDA S.A. (CR)	1.215	-0.82 <b>€</b>	1.225 17/05/2023	1.19	1.19	1.215	1.215	1.19	100@1.15	490@1.22	7.78	2022	1,515	3	1,803.23	9,994.75	1.055	1.41	10101015
2,566,836	0.440	---	0.016	---	15/07/2022	09/01/2007	---	INTERWOOD-XYLEMPORIA (PR)	0.33	--- <b>γ</b>	0.33 17/05/2023	---	---	---	---	---	---	2500@0.326	---	---	---	---	---	10,258.41	0.192	0.332	50101020
34,986,430	0.440	---	---	---	25/07/2008	23/02/2010	---	INTERWOOD-XYLEMPORIA (CR)	0.269	0.75 <b>P</b>	0.267 17/05/2023	0.271	0.265	0.271	0.267	0.269	3000@0.263	2500@0.266	---	---	32,400	25	8,705.20	10,258.41	0.1975	0.3	50101020
18,567,912	0.590	0.12	0.12	---	06/07/2022	26/01/2021	---	INTERLIFE G.C.I.(CR)	3.58	0.28 <b>P</b>	3.57 17/05/2023	3.6	3.58	3.6	3.58	3.583	70@3.38	375@3.58	---	2022	100	4	358.30	66,473.12	3.47	3.98	30302025
8,424,900	0.500	---	---	---	12/07/2010	04/07/2019	---	INTERTECH SA (CR)	0.994	1.02 <b>P</b>	0.984 17/05/2023	0.994	0.994	0.994	0.994	0.99	250@0.942	50@0.992	17.16	2022	1	1	0.99	8,374.35	0.92	1.235	50205010
19,804,134	0.150	---	---	---	01/07/2004	06/11/2017	---	KEKROPS SA (CR)	1.065	-1.39 <b>€</b>	1.08 17/05/2023	1.065	1.065	1.095	1.095	1.065	300@1.06	923@1.10	2.02	2022	1,027	6	1,093.82	21,091.40	0.903	1.4	35101010
40,219,218	0.260	---	---	---	29/08/2022	10/06/2019	---	KLOUKINAS - LAPPAS SA (CR)	0.984	--- <b>γ</b>	0.984 17/05/2023	0.99	0.976	0.99	0.984	0.983	270@0.982	1752@0.984	---	---	23,079	26	22,676.58	39,575.71	0.5	0.99	50101010
11,510,102	0.890	---	---	---	24/06/2005	06/10/1999	---	NAFPAKTOS TEXTILE (CR)	0.985	--- <b>γ</b>	0.985 17/05/2023	---	---	---	---	---	150@0.925	149@0.980	---	---	---	---	---	11,337.45	0.93	1.23	55101020
21,224,340	0.420	0.0035	0.02	---	06/09/2022	25/04/2006	---	KORDELLOS BROS SA (CR)	0.546	0.37 <b>P</b>	0.544 17/05/2023	0.55	0.534	0.55	0.546	0.544	100@0.544	1986@0.546	4.80	2022	12,354	32	6,721.59	11,588.49	0.462	0.7	55102010
33,065,136	0.380	0.2	0.2001	---	18/08/2022	16/09/2013	---	KRI-KRI S.A. (CR)	7	--- <b>γ</b>	7 17/05/2023	7.1	7	7.12	7	7.078	250@6.80	600@7.02	72.90	2022	8,531	32	60,384.86	231,455.95	6.08	7.14	45102020
18,017,472	0.360	---	---	---	09/09/2022	28/08/2017	---	KTIMA KOSTAS LAZARIDIS SA (CR)	1.72	0.58 <b>P</b>	1.71 17/05/2023	1.73	1.71	1.73	1.71	1.721	500@1.60	1778@1.73	---	---	5,400	13	9,295.00	30,990.05	1.55	1.78	45101015
7,595,160	0.600	---	---	---	10/09/2019	18/08/2010	---	KIRIAKOULIS SHIPPING SA (CR)	0.92	-0.65 <b>€</b>	0.926 17/05/2023	0.926	0.92	0.926	0.92	0.92	105@0.906	1860@0.928	---	---	2,218	6	2,041.54	6,987.55	0.868	1.265	40501015
6,200,000	0.500	---	---	---	22/06/2010	01/11/1995	---	MINERVA KNITWEAR (CR)	0.49	--- <b>γ</b>	0.49 17/05/2023	---	---	---	---	---	500@0.452	630@0.500	---	---	---	---	---	3,038.00	0.414	0.585	40204020
5,939,268	0.620	---	---	---	10/07/2003	03/01/2002	---	LANAKAM SA (CR)	0.93	--- <b>γ</b>	0.93 17/05/2023	---	---	---	---	---	180@0.840	500@0.925	---	---	---	---	---	5,523.52	0.716	1.16	40401020
9,819,370	0.500	---	---	---	14/08/2007	09/01/2004	---	MATHIOS REFRACTORY SA (CR)	0.73	--- <b>γ</b>	0.73 17/05/2023	---	---	---	---	---	50@0.680	20@0.730	---	---	---	---	---	7,168.14	0.565	0.885	55101000
29,250,000	0.360	0.02	0.0401	---	21/06/2022	25/04/2019	---	MOTODYNAMICS S.A. (CR)	3.14	-0.95 <b>€</b>	3.17 17/05/2023	3.15	3.06	3.18	3.14	3.112	50@3.10	955@3.14	---	---	27,001	66	84,025.00	91,845.00	2.04	3.37	40401030
32,188,050	1.04	---	---	---	21/07/2008	20/01/2000	---	MOUZAKIS (CR)	0.69	--- <b>γ</b>	0.69 17/05/2023	---	---	---	---	---	1000@0.685	81@0.710	---	---	---	---	---	22,209.75	0.65	0.806	55101020
43,200,000	1.00	---	0.0824	---	07/09/2022	14/06/2022	---	MPLE KEDROS (CR)	2.41	--- <b>γ</b>	2.41 17/05/2023	2.41	2.41	2.42	2.41	2.316	800@2.40	1885@2.42	---	---	78,816	9	182,532.71	104,112.00	2.19	2.42	35102000
6,340,000	0.600	0.134	0.17	0.1	09/12/2022	12/01/2023	---	NAKAS MUSIC	2.4	2.56 <b>P</b>	2.34 17/05/2023	2.38	2.38	2.48	2.4	2.402	385@2.40	105@2.48	---	---	1,929	11	4,634.16	15,216.00	2.16	2.7	40401030
10,080,000	3.00	1.42	1.5	1.45	11/05/2023	27/08/2001	---	TPA SA (CR)	23.7	--- <b>γ</b>	23.7 17/05/2023	24.1	23.7	24.1	23.7	23.765	81@23.70	181@23.90	---	---	221	10	5,252.10	238,896.00	22.7	26.3	50206060
4,971,466	1.46	---	---	---	04/07/2007	08/10/2003	---	PAIRIS SA (CR)	0.97	-1.62 <b>€</b>	0.986 17/05/2023	0.912	0.91	0.97	0.97	0.928	295@0.932	2996@0.970	---	---	1,394	11	1,293.49	4,822.32	0.83	1.18	50203030
27,098,594	0.540	0.07	0.05	0.0201	05/12/2022	14/01/2021	---	PAPOUTSANIS (CR)	2.32	-0.86 <b>€</b>	2.34 17/05/2023	2.36	2.31	2.36	2.32	2.314	100@2.29	228@2.32	20.95	2022	381	5	881.76	62,868.74	2.25	2.51	45201020
7,070,400	0.930	0.1081	0.3242	---	17/06/2022	06/05/2016	---	PETROPOULOS PETROS (CR)	7.66	1.32 <b>P</b>	7.56 17/05/2023	7.6	7.56	7.66	7.66	7.616	200@7.62	47@7.66	---	---	10,245	71	78,024.92	54,159.26	5.9	7.66	50206015
21,912,599	0.300	---	---	0.048	18/05/2023	23/02/2007	---	REVOIL (CR)	1.4	-0.36 <b>€</b>	1.405 17/05/2023	1.4	1.4	1.4	1.4	1.4	100@1.35	186@1.39	---	---	14	1	19.60	30,677.64	1.21	1.5	60101020
13,582,223	1.35	---	---	---	24/06/2008	02/02/2016	---	SIDMA STEEL (CR)	2.35	-0.42 <b>€</b>	2.36 17/05/2023	2.39	2.33	2.4	2.35	2.383	205@2.32	680@2.35	---	---	5,273	43	12,566.78	31,918.22	1.85	2.85	55102010
40,693,350	5.00	---	---	---	03/07/2006	26/05/2015	---	TECHNICAL OLYMPIC SA (CR)	2.03	-0.98 <b>€</b>	2.05 17/05/2023	2.05	1.98	2.05	2.03	2.001	137@2.00	721@2.03	---	---	2,553	33	5,107.92	82,607.50	1.76	2.41	40202010
3,048,000	0.300	---	---	---	06/07/2007	01/06/2021	---	TZIRAKIAN PROFIL (CR)	1.81	--- <b>γ</b>	1.81 17/05/2023	1.845	1.775	1.845	1.81	1.789	50@1.79	1304@1.81	31.71	2022	4,834	34	8,645.78	5,516.88	1.76	2.22	55102010
10,203,575	0.730	---	---	---	16/07/2007	18/10/1999	---	FIERATEX SA (CR)	0.385	-2.04 <b>€</b>	0.393 17/05/2023	0.38	0.37	0.39	0.39	0.385	2300@0.370	16@0.385	---	2022	3,238	9	1,246.63	3,928.38	0.351	0.5	55101020
8,340,750	1.16	---	---	---	25/06/2009	17/09/2018	---	HAIDEMENOS SA (CR)	0.49	--- <b>γ</b>	0.49 17/05/2023	0.47	0.458	0.49	0.49	0.464	42@0.458	495@0.490	---	2022	263	6	121.96	4,086.97	0.452	0.6	50205030
Main Market - Low Liquidity Class																											
11,869,224	0.540	0.087	0.136	---	04/07/2022	30/08/2019	---	FLEXOPACK SA (CR)	8	--- <b>γ</b>	8 17/05/2023	8	7.85	8	8	7.938	110@7.95	5@8.15	---	---	7,635	27	60,608.65	94,953.79	7.45	9.45	50203030
10,500,000	4.00	0.37	0.29	0.3	16/05/2023	02/08/2016	---	INTERCONTINENTAL (CR)	6.4	--- <b>γ</b>	6.4 17/05/2023	---	---	---	---	---	130@6.15	100@6.40	12.21	2022	---	---	---	67,200.00	6.2	6.85	35102000

Number of Outstanding Securities	Nominal Value	Dividends [1]			Date of Last Coupon		Note	Shares	Closing price	% change	Previous closing price/date	Open price	Price min	Price max	Last price	Avg price	Last Bid [7]	Last Ask [7]	P/E after tax	Year	Volume	Trades	Transactions Value[8]	Company Mkt Value (thou. €)	Year low	Year high	Sector[ 4]
		2020	2021	2022	Dividend [2]	Right																					
57,434,884	1.31	---	---	---	05/06/2008	12/06/2009	---	REDS S.A. (CR)	2.54	-4.15 <b>€</b>	2.65 17/05/2023	2.42	2.42	2.6	2.54	2.531	50@2.52	675@2.59	---	---	2,428	8	6,146.03	145,884.61	2.26	3	35101010
151,532,467	0.500	0.01	0.02	---	22/07/2022	10/06/2020	---	TRASTOR REAL EST. INV. CO.(CR)	1.02	---	1.02 17/05/2023	---	---	---	---	---	355@1.00	699@1.03	---	---	---	---	---	154,563.12	0.965	1.14	35102000
15,300,000	0.300	---	---	---	30/07/2009	13/12/1999	---	ATTICA PUBLICATIONS SA (CR)	0.266	---	0.266 17/05/2023	---	---	---	---	---	500@0.270	960@0.286	---	---	---	---	---	4,069.80	0.236	0.39	40301030
15,000,000	0.300	---	---	---	06/07/2007	18/07/2000	---	DAIOS PLASTICS SA (CR)	3.16	---	3.16 17/05/2023	---	---	---	---	---	250@3.16	---	---	---	---	---	---	47,400.00	2.92	3.52	50203015
3,307,500	0.210	---	---	---	11/08/2010	30/11/2022	---	ELVE SA (CR)	4.74	-1.25 <b>€</b>	4.8 17/05/2023	4.7	4.54	4.8	4.8	4.617	2@4.64	5@4.78	18.68	2022	770	21	3,554.86	15,677.55	4.54	5.2	40204020
2,760,000	11.83	9.4	11	---	14/06/2022	16/07/1990	---	KARELIA (CR)	340	---	340 17/05/2023	---	---	---	---	---	3@332.00	2@342.00	---	---	---	---	---	938,400.00	288	340	45103010
6,700,000	0.800	0.179	0.047	---	24/08/2022	29/05/2014	---	MILLS KEPENOS (CR)	2.2	---	2.2 17/05/2023	---	---	---	---	---	89@2.14	195@2.26	16.25	2022	---	---	---	14,740.00	1.93	2.54	45102020
21,364,000	1.12	---	---	---	29/07/2019	08/03/2023	---	LAMPESA HOTEL SA (CR)	23.4	---	23.4 17/05/2023	---	---	---	---	---	100@23.00	100@24.00	---	---	---	---	---	499,917.60	20.6	24	40501025
8,321,682	0.670	---	---	---	17/08/2007	23/11/1999	---	N. LEVENTERIS (CR)	0.27	---	0.27 17/05/2023	---	---	---	---	---	---	1000@0.260	---	2022	---	---	---	2,856.12	0.22	0.364	55102010
2,160,524	0.670	---	---	---	03/12/2018	23/11/1999	---	N. LEVENTERIS (PR)	0.282	---	0.282 17/05/2023	---	---	---	---	---	---	1110@0.310	---	2022	---	---	---	2,856.12	0.218	0.342	55102010
27,379,200	0.980	---	---	---	03/07/2020	29/08/2022	---	CRETE PLASTICS SA (CR)	16.7	---	16.7 17/05/2023	---	---	---	---	---	500@16.60	760@17.00	---	---	---	---	---	457,232.64	14.7	17.1	50203015
255,494,534	2.71	0.352	0.279	0.11	14/12/2022	30/09/2021	---	PRODEA (CR)	8.2	---	8.2 17/05/2023	8.05	8.05	8.05	8.05	8.05	200@7.55	74@8.05	---	---	112	2	901.60	2,095,055.18	7.3	8.6	35102000
4,181,450	0.500	---	---	---	21/08/2000	05/03/2002	---	FLOUR MILLS SARANTOPOULOS SA	1.02	---	1.02 17/05/2023	---	---	---	---	---	---	190@1.11	---	---	---	---	---	4,265.08	0.92	1.5	45102020

Exchange Traded Funds (ETFs)

906,928	---	---	---	---	15/06/2016	---	ALPHA ETF FTSE Athex Large Cap	27.75	-0.61 <b>€</b>	27.92 17/05/2023	27.96	27.75	27.96	27.75	27.959	2500@20.00	108@30.00	---	---	233	2	6,514.47	---	22.5	27.97	12003
---------	-----	-----	-----	-----	------------	-----	--------------------------------	-------	----------------	------------------	-------	-------	-------	-------	--------	------------	-----------	-----	-----	-----	---	----------	-----	------	-------	-------

Surveillance

356,314,416	0.060	---	---	---	07/07/2010	21/09/2017	5160	FRIGOGLASS SA (CR)	0.05	---	0.05	17/05/2023	0.051	0.05	0.051	0.05	0.0515500@0.050	8500@0.052	---	---	421,636	43	21,116.80	17,815.72	0.05	0.158	50204000	
65,326,268	0.530	---	---	---	04/07/2007	19/07/2006	4750	SATO SA (CR)	0.0285	---	0.0285	17/05/2023	0.0285	0.0285	0.0285	0.0285	0.028 87@0.029	2000@0.032	---	---	4,913	2	140.02	1,861.80	0.018	0.069	40202015	
13,191,620	0.620	---	---	---	04/08/2010	09/09/2002	5232	YALCO - CONSTANTINOU (CR)	0.15	---	0.15	17/05/2023	---	---	---	---	1600@0.126	1394@0.180	---	---	---	---	---	1,978.74	0.12	0.28	40202020	
13,000,000	1.00	---	---	---	01/08/2007	07/04/2000	5093	AKRITAS SA (CR)	0.47	---	0.47	17/05/2023	0.456	0.456	0.456	0.456	0.456 23@0.456	1500@0.550	---	---	310	2	141.36	6,110.00	0.45	0.67	50101035	
221,519,681	0.300	---	---	---	02/07/2008	28/02/2011	4957	ANEK LINES SA (CR)	0.183	-2.14	€	0.187	17/05/2023	0.204	0.183	0.204	0.183	0.184 5140@0.183	10000@0.184	---	---	110,510	26	20,339.33	41,463.37	0.177	0.248	40501015
312,163	0.300	---	---	---	02/07/2008	28/02/2011	4959	ANEK LINES SA (PR, issue '90)	0.072	---	0.072	17/05/2023	---	---	---	---	45500@0.086	---	---	---	---	---	---	41,463.37	0.072	0.086	40501015	
2,969,713	0.300	---	---	---	02/07/2008	28/02/2011	4958	ANEK LINES SA (PR, issue '96)	0.304	---	0.304	17/05/2023	---	---	---	---	---	400@0.244	---	---	---	---	---	41,463.37	0.173	0.38	40501015	
17,579,754	4.16	---	---	---	18/08/2006	02/08/2010	---	BIOTER SA (CR)	0.212	1.92	P	0.208	17/05/2023	0.208	0.208	0.214	0.214	0.212 142@0.214	700@0.220	---	---	6,143	3	1,302.94	3,726.91	0.208	0.398	50101010
54,654,600	0.050	---	---	---	01/07/1998	30/12/2022	5275	VIS SA (CR)	0.14	---	0.14	17/05/2023	---	---	---	---	1000@0.146	1694@0.165	---	2022	---	---	---	7,651.64	0.136	0.378	50203030	
51,754,364	0.300	---	---	---	23/12/2003	24/01/2007	5197	SELECTED TEXT. IND. ASSOC (CR)	0.115	2.68	P	0.112	17/05/2023	0.112	0.112	0.115	0.115	0.115 3103@0.115	980@0.123	---	---	6,256	6	717.46	5,951.75	0.11	0.202	55101020
371,337,000	0.300	---	---	---	30/05/2013	01/07/2022	---	INTRALOT (CR)	0.59	-0.84	€	0.595	17/05/2023	0.585	0.585	0.595	0.59	0.592 8000@0.585	29880@0.595	---	---	134,065	54	79,340.30	219,088.83	0.565	0.765	40501020
15,842,391	1.51	---	---	---	15/07/2009	12/05/2000	5141	BITROS HOLDING SA (CR)	0.525	---	0.525	17/05/2023	---	---	---	---	290@0.480	393@0.520	---	---	---	---	---	8,317.26	0.408	0.82	55102010	
24,319,250	0.300	---	---	---	09/07/2002	04/07/2007	5165	PROODEFTIKH SA (CR)	0.482	---	0.482	17/05/2023	0.482	0.482	0.482	0.482	0.482 1000@0.484	250@0.496	---	---	2,500	4	1,205.00	11,721.88	0.4	0.6	50101010	
28,438,268	0.070	---	---	---	21/08/2006	24/11/1999	5253	SPIROY AGRICULTURE SA (CR)	0.19	---	0.19	17/05/2023	---	---	---	---	---	1225@0.200	---	---	---	---	---	5,403.27	0.15	0.23	45102010	
1,011,000	1.00	---	---	---	01/07/2004	11/12/2012	5193	TRIA ALFA SA (CR)	10.2	3.03	P	9.9	17/05/2023	10.2	10.2	10.2	10.2	10.2 10@9.10	11@9.50	78.12	2022	80	5	816.00	10,312.20	7.6	16.9	55101020

Suspension Status

66,948,210	0.300	---	---	---	22/09/2015	22/09/2015	5179	FOLLI FOLLIE (CR)	4.8	---	4.8 24/05/2018	---	---	---	---	---	---	---	---	---	---	---	---	321,351.41	4.8	4.8	40401030
12,417,000	0.310	---	---	---	27/08/2019	28/08/2017	5233	MLS MULTIMEDIA SA (CR)	0.57	---	0.57 12/05/2020	---	---	---	---	---	---	---	---	---	---	---	---	7,077.69	0.57	0.57	10101015
6,330,002	0.300	---	---	---	25/06/2002	15/03/2019	5278	VARVARESSOS (CR)	0.24	---	0.24 02/05/2023	---	---	---	---	---	---	4@0.280	---	---	---	---	---	1,519.20	0.16	0.25	55101020
3,961,300	1.28	---	---	---	29/06/2004	03/08/2000	5248	DUROS SA (CR)	0.25	---	0.25 24/04/2023	---	---	---	---	---	---	---	---	---	---	---	---	990.33	0.2	0.3	40204020
7,085,888	1.59	---	---	---	02/07/1996	06/09/2010	5216	ELVIEMEK (CR)	2.6	---	2.6 30/09/2019	---	---	---	---	---	---	---	---	---	---	---	---	18,423.31	2.6	2.6	35101010

Number of Outstanding Securities	Nominal Value	Dividends [1]			Date of Last Coupon		Note	Shares	Closing price	% change	Previous closing price/date		Open price	Price min	Price max	Last price	Avg price	Last Bid [7]	Last Ask [7]	P/E after tax	Year	Volume	Trades	Transactions Value[8]	Company Mkt Value (thou. €)	Year low	Year high	Sector[ 4]	
		2020	2021	2022	Dividend [2]	Right																							
7,125,216	0.650	---	---	---	01/07/2005	14/12/1999	4955	KRE.KA SA (CR)	0.28	---	↘	0.28	06/04/2023	---	---	---	---	---	---	---	---	---	---	---	1,995.06	0.17	0.43	45102010	
7,734,375	1.00	---	---	---	09/07/2007	07/01/2011	5277	LIVANIS SA (CR)	0.125	---	↘	0.125	28/04/2023	---	---	---	---	---	841@0.130	---	---	---	---	---	---	966.80	0.12	0.18	40301030

## Shares' Notes

Code	Note text
( )	- Adjusted dividends.
*	- Last adjusted closing price.
[1]	- Net dividends.
[2]	- The "Date of Last Coupon" for New listings refers to the date company's stocks started to trade in Athex
[3]	- The Company Market Value is referred to the number of outstanding shares
[4]	- Sectors codification can be found in Appendix A
[5]	- The Market Value refers to the total number of shares listed (including their several classes) in the exchange by the company.
[6]	- P/E greater than 100
[7]	- Last view of the Order Book before the end of the trading session
[8]	- All Blocks Methods' Transactions Value are included.
4750	- Transfer to the Under Surveillance Category from 8/4/2011.
4955	- Transfer to the Surveillance Category as from 5/4/2013.
4957	- Transfer to the Surveillance Category as from 5/4/2013.
4958	- Transfer to the Surveillance Category as from 5/4/2013.
4959	- Transfer to the Surveillance Category as from 5/4/2013.
5093	- Transfer to the Surveillance Category as of 8/4/2015.
5141	- Transfer to the Surveillance Category as of 10/05/2017.
5160	- Transfer to the Surveillance Category as of 15/04/2016.
5165	- Transfer to the Surveillance Category as of 15/02/2018.
5179	- Suspension of trading as of 25/05/2018.
5193	- Transfer to the Surveillance Category as of 25/10/2018.
5197	- Transfer to the Surveillance Category as of 07/11/2018.
5216	- Suspension of trading as of 01/10/2019.
5232	- Transfer to the Under Surveillance Category from 08/04/2011.
5233	- Suspension of trading as of 13/05/2020.
5248	- Transfer to the Surveillance Category as of 06/09/20116.
5253	- Transfer to the Surveillance Category as of 14/5/2021.
5275	- Transfer to the Surveillance Category as of 09/07/2020.
5277	- Suspension of trading as of 02/05/2023.
5278	- Suspension of trading as of 03/05/2023.

## Securities Blocks Details

Securities	Block Volume	Price	Block Trade Value	Time of approval	Note
OTE (CR)	75,000	13.82	1,036,500.00	11:07:23	20
FOURLIS (CR)	40,000	4.06	162,400.00	12:40:33	20
OTE (CR)	27,000	13.84	373,680.00	14:33:58	20
ALPHA SERVICES HOLD (CR)	300,000	1.19	355,800.00	15:00:29	20
OTE (CR)	25,000	13.85	346,250.00	15:08:12	20
OTE (CR)	48,701	13.85	674,508.85	15:08:30	20
OTE (CR)	100,000	13.85	1,385,000.00	15:08:51	20
ALPHA SERVICES HOLD (CR)	450,000	1.19	534,150.00	15:46:38	20
OTE (CR)	44,513	13.84	616,059.92	16:04:40	20
JUMBO SA (CR)	10,821	22.00	238,062.00	16:09:27	20
MPLE KEDROS (CR)	67,400	2.30	155,020.00	16:39:20	20
HELLENIC EXCHANGES-A.S.E. (CR)	48,600	4.21	204,606.00	17:03:46	20
EUROBANK HOLDINGS (CR)	1,300,000	1.44	1,865,500.00	17:10:59	20
GEK TERNA (CR)	60,000	12.00	720,000.00	17:11:20	20
JUMBO SA (CR)	20,000	22.02	440,400.00	17:14:49	20

## Blocks Notes

- 9 - Method 6-1 / Special Fees
- 10 - Method 6-1 / Special Fees, SDS
- 14 - Method 6-3 / Settlement, Incomplete Buy and Sell
- 18 - Method 6-2 / SPOT 1
- 19 - Method 6-2 / SPOT 2
- 20 - Method 6-1 and Method 6-1 Same Day Settlement
- 21 - Other Pre-agreed

Shares Rights Details

Occured date	Exercise from	Exercise until	Trading until	Rights	Price min	Price max	Closing price	Last Bid	Last Ask	Volume	Trades	Transactions Value
-----------------	------------------	-------------------	------------------	--------	--------------	--------------	------------------	----------	----------	--------	--------	-----------------------

No Rights Transactions.



Forced Sales Details

Securities	Category of Security	Transactions Volume	Number of Trades	Transactions Value	Note
No Forced Transactions.					

Forced Sales Notes

- 1 - Compulsory Public Forced Sales
- 2 - Forced Sales of Fixed Registered Shares
- 3 - Forced Sales of Remaining Fractional Shares

## Exchange Traded Funds (ETFs) Characteristics

	Transactions Date (T)	Creation / Redemption	Units (T-1)	New Units (T-1)	Redemption Units (T-1)	Units (T) [1]	Fund Assets [2]	Net Unit Price	Dividend per Unit	Dividend Date
ALPHA ETF FTSE Athex Large Cap	18/05/2023	5,000	906,928	---	---	906,928	25,270,080.00	27.8634	0.52	01/07/2022

## ETFs Notes

[1] - Units (T) = Units (T-1) + New Units (T-1) - Redemption Units (T-1)

[2] - The Creation / Redemption Units of T-1 are included.

Non Convertible Corporate Bonds - Regulated Market

Num Listed Bonds	Nominal price	Issue price	Today's Rate	Exp. Date	Duration (years)	Note	Coupon		Trading Unit	Corporate Bonds	Accrued Int.	Yield.T.Mat	Price min	Price max	Closing price	Previous closing price/date	Volume	Transactions Value	Last order		Date	ear min	Year max
							Common	Preferred											Price	Buy / Sell			
100,000	1,000.00	1,000.00	2.95	11/02/2027	5	---	3	---	1	SAFE BULKERS PARTICIPATIONS PLC (Non Convertible)	8.0306	4.8330	93.3799	93.3799	93.3799	93.1730 17/05/2023	1,000	941.83	92.7000	B	18/05/2023	89.9269	96.3000
320,000	1,000.00	1,000.00	3.40	21/07/2027	7	---	6	---	1	LAMDA DEVELOPMENT S.A. (Non Convertible)	11.2389	4.7860	93.3999	93.4900	93.4762	92.6620 17/05/2023	55,000	52,030.04	92.4000	B	18/05/2023	91.4001	95.5000
200,000	1,000.00	1,000.00	2.10	27/10/2027	7	---	6	---	1	O.P.A.P. S.A. (Non Convertible)	1.4583	3.7100	92.3500	93.0000	93.0000	92.7500 17/05/2023	11,000	10,239.54	92.3200	B	18/05/2023	91.9800	95.4000
200,000	1,000.00	1,000.00	1.90	23/03/2028	7	---	5	---	1	MOTOR OIL CORINTH REFINERIES SA (Non Convertible)	3.1667	4.2070	89.8000	90.0000	89.8844	89.4700 17/05/2023	25,000	22,550.27	89.5000	B	18/05/2023	87.5500	90.5000
100,000	1,000.00	1,000.00	2.70	25/05/2026	5	---	4	---	1	COSTAMARE PARTICIPATIONS PLC (Non Convertible)	13.3500	4.0590	95.4000	96.0000	95.6976	96.3000 17/05/2023	21,000	20,376.85	95.4000	B	18/05/2023	92.1400	97.0000
300,000	1,000.00	1,000.00	2.30	20/07/2028	7	---	4	---	1	PRODEA REIC S.A.(Non Convertible)	7.7944	5.9170	84.4000	84.5000	84.4999	84.4850 17/05/2023	9,000	7,673.64	84.4500	B	18/05/2023	82.0100	85.8000
150,000	1,000.00	1,000.00	2.65	22/10/2026	5	---	4	---	1	CPLP SHIPPING HOLDINGS PLC (Non Convertible)	2.0611	4.2850	94.5000	94.5000	94.5000	94.1140 17/05/2023	2,000	1,894.12	94.2000	B	18/05/2023	92.5500	96.0000
250,000	1,000.00	1,000.00	2.45	16/11/2028	7	---	4	---	1	ELVALHALCOR S.A. (Non Convertible)	0.4083	5.0960	87.6000	88.0000	87.6762	87.5430 17/05/2023	55,000	48,328.66	87.6000	B	18/05/2023	85.6375	91.0000
500,000	1,000.00	1,000.00	2.75	03/07/2027	7	---	6	---	1	GEK TERNA S.A. (Non Convertible)	10.6181	4.9330	90.2000	91.4000	91.0531	91.4410 17/05/2023	88,000	81,061.12	90.8000	B	18/05/2023	86.8000	91.4999
300,000	1,000.00	1,000.00	2.30	14/12/2028	7	---	3	---	1	GEK TERNA S.A. (Non Convertible)	10.1583	5.2300	86.4499	86.4499	86.4499	85.8500 17/05/2023	1,000	874.66	85.7500	B	18/05/2023	82.1339	87.4500
175,000	1,000.00	1,000.00	3.40	26/07/2024	5	---	8	---	1	ATTICA HOLDINGS S.A. (Non Convertible)	10.9556	4.5480	---	---	---	98.0000 17/05/2023	---	---	98.0000	B	18/05/2023	96.6179	98.9000
230,000	1,000.00	1,000.00	4.70	12/07/2029	7	---	2	---	1	LAMDA DEVELOPMENT S.A. (Non convertible)	16.9722	4.5590	98.6001	99.8989	99.7887	99.7890 17/05/2023	71,000	71,436.12	98.9100	B	18/05/2023	94.9889	101.0000
100,000	1,000.00	1,000.00	4.40	26/07/2029	7	---	2	---	1	CPLP SHIPPING HOLDINGS PLC (Non Convertible)	14.1778	4.2480	99.9900	99.9900	99.9900	99.5380 17/05/2023	2,000	2,028.16	98.9053	B	18/05/2023	97.2369	100.8000
200,000	1,000.00	1,000.00	3.60	12/03/2026	7	---	9	---	1	AEGEAN AIRLINES S.A. (Non Convertible)	7.0000	3.6270	98.4879	98.5000	98.4958	97.5120 17/05/2023	50,000	49,597.92	98.0000	B	18/05/2023	95.6301	98.9000
150,000	1,000.00	1,000.00	2.60	22/10/2026	7	---	8	---	1	TERNA ENERGY FINANCE S.A. (Non Convertible)	2.0222	4.0030	94.0030	94.7500	94.5633	95.6900 16/05/2023	20,000	18,953.09	94.1000	B	18/05/2023	92.5000	95.7400
100,000	1,000.00	1,000.00	2.80	25/01/2027	5	---	3	---	1	PREMIA S.A. (Non Convertible)	9.1000	5.6030	---	---	---	90.6790 15/05/2023	---	---	90.0000	B	18/05/2023	87.6862	92.5100
120,000	1,000.00	1,000.00	3.95	04/04/2025	7	---	11	---	1	GEK TERNA S.A. (Non Convertible)	5.2667	3.3040	99.0000	100.0000	99.9434	99.4660 17/05/2023	53,000	53,249.13	99.1000	B	18/05/2023	97.5523	100.0000
20,148	1,000.00	1,000.00	4.95	26/06/2023	5	---	10	---	1	B&F COMM. & GARM. INDUS. S.A. (Non Convertible)	20.0750	3.9740	---	---	---	100.0000 17/05/2023	---	---	99.6000	S	18/05/2023	99.0571	100.6899

Corporate Bonds Notes

Transactions Volume = (Pieces) \* (Nominal Price). Transactions Value = (Pieces) \* (Nominal Price) \* (price %) + (Accrued interest).  
The price of a Bond is stated as a percentage (%) of Bond's Nominal Price.  
Nominal Price in Euros (€), except if it is noted differently.

Non Convertible Corporate Bonds - Regulated Market

Num Listed Bonds	Nominal price	Issue price	Today's Rate	Exp. Date	Duration (years)	Note	Coupon		Trading Unit	Corporate Bonds	Accrued Int.	Yield.T.Mat	Price min	Price max	Closing price	Previous closing price/date	Volume	Transactions Value	Last order		ear min	Year max
							Common	Preferred											Price	Buy / Sell		
120,000	1,000.00	1,000.00	2.65	06/12/2028	7	---	3	---	1	NOVAL PROPERTY REIC (Non Convertible)	12.2931	5.2140	87.9500	88.0000	87.9500	88.0000 17/05/2023	27,000	24,078.91	87.2500	B	18/05/2023	84.3700 90.8700

Corporate Bonds Notes

Transactions Volume = (Pieces) \* (Nominal Price). Transactions Value = (Pieces) \* (Nominal Price) \* (price %) + (Accrued interest).  
The price of a Bond is stated as a percentage (%) of Bond's Nominal Price.  
Nominal Price in Euros (€), except if it is noted differently.

Government Bonds

Number Listed Bonds	Nominal price	Today's Rate	Accrued Interest Calc	Exp. Date [1]	Duration (years)	Note	Coupons Date	Curr. coupon value	Trading Unit	Government Bonds	Price min	Price max	Closing price	Previous closing price/date	Volume	Transactions Value	Price	Last order Buy / Sell	Date
4,500,000	1,000.00	1.88	Actual/Actual	04/02/2035	15	---	04/02	1.88	1	GGB-FXD-040235-15Y-1.875-1.000	---	---	---	---	---	---	---	---	---
2,500,000	1,000.00	3.45	Actual/Actual	02/04/2024	5	---	02/04	3.45	1	GGB-FXD-020424-05Y-3.450-1.000	---	---	---	---	---	---	---	---	---
6,000,000	1,000.00	0.75	Actual/Actual	18/06/2031	10	---	18/06	0.75	1	GGB-FXD-180631-10Y-0.750-1.000	---	---	---	---	---	---	---	---	---
2,500,000	1,000.00	3.88	Actual/Actual	15/06/2028	5	---	15/06	3.88	1	GGB-FXD-150628-05Y-3.875-1.000	---	---	---	---	---	---	---	---	---
5,962,747,327	1.00	3.75	Actual/Actual	30/01/2028	10	---	/02 - 01/02 - 31/	3.75	1	GGB-FXD-300128-10Y-3.750-1.00	---	---	---	85.4610 13/07/2018	---	---	1.0000	B	28/11/2018
7,067,309,386	1.00	3.90	Actual/Actual	30/01/2033	15	---	/02 - 01/02 - 31/	3.90	1	GGB-FXD-300133-15Y-3.900-1.00	---	---	---	78.6730 13/07/2018	---	---	1.0000	B	28/11/2018
5,472,848,349	1.00	4.00	Actual/Actual	30/01/2037	19	---	/02 - 01/02 - 31/	4.00	1	GGB-FXD-300137-19Y-4.000-1.00	---	---	---	77.0370 13/07/2018	---	---	1.0000	B	28/11/2018
5,276,770,669	1.00	4.20	Actual/Actual	30/01/2042	24	---	/02 - 01/02 - 31/	4.20	1	GGB-FXD-300142-24Y-4.200-1.00	---	---	---	77.7640 13/07/2018	---	---	1.0000	B	28/11/2018
48,794,718	1.00	4.30	Actual/Actual	24/02/2024	12	---	24/02	4.30	1	GGB-FXD-240224-12Y-2.000-1.00	---	---	---	10.0000 22/06/2015	---	---	---	---	---
40,248,141	1.00	4.30	Actual/Actual	24/02/2025	13	---	24/02	4.30	1	GGB-FXD-240225-13Y-2.000-1.00	---	---	---	10.0000 22/06/2015	---	---	---	---	---
59,586,043	1.00	4.30	Actual/Actual	24/02/2026	14	---	24/02	4.30	1	GGB-FXD-240226-14Y-2.000-1.00	---	---	---	10.0000 22/06/2015	---	---	---	---	---
41,118,344	1.00	4.30	Actual/Actual	24/02/2027	15	---	24/02	4.30	1	GGB-FXD-240227-15Y-2.000-1.00	---	---	---	10.0000 22/06/2015	---	---	---	---	---
45,137,734	1.00	4.30	Actual/Actual	24/02/2028	16	---	24/02	4.30	1	GGB-FXD-240228-16Y-2.000-1.00	---	---	---	10.0000 22/06/2015	---	---	---	---	---
61,768,888	1.00	4.30	Actual/Actual	24/02/2029	17	---	24/02	4.30	1	GGB-FXD-240229-17Y-2.000-1.00	---	---	---	10.0000 22/06/2015	---	---	---	---	---
54,567,744	1.00	4.30	Actual/Actual	24/02/2030	18	---	24/02	4.30	1	GGB-FXD-240230-18Y-2.000-1.00	---	---	---	10.0000 22/06/2015	---	---	---	---	---
37,541,515	1.00	4.30	Actual/Actual	24/02/2031	19	---	24/02	4.30	1	GGB-FXD-240231-19Y-2.000-1.00	---	---	---	10.0000 22/06/2015	---	---	---	---	---
37,558,317	1.00	4.30	Actual/Actual	24/02/2032	20	---	24/02	4.30	1	GGB-FXD-240232-20Y-2.000-1.00	---	---	---	10.0000 22/06/2015	---	---	---	---	---
37,473,732	1.00	4.30	Actual/Actual	24/02/2033	21	---	24/02	4.30	1	GGB-FXD-240233-21Y-2.000-1.00	---	---	---	10.0000 22/06/2015	---	---	---	---	---
33,888,293	1.00	4.30	Actual/Actual	24/02/2034	22	---	24/02	4.30	1	GGB-FXD-240234-22Y-2.000-1.00	---	---	---	10.0000 22/06/2015	---	---	---	---	---
35,177,800	1.00	4.30	Actual/Actual	24/02/2035	23	---	24/02	4.30	1	GGB-FXD-240235-23Y-2.000-1.00	---	---	---	10.0000 22/06/2015	---	---	---	---	---
35,547,268	1.00	4.30	Actual/Actual	24/02/2036	24	---	24/02	4.30	1	GGB-FXD-240236-24Y-2.000-1.00	---	---	---	10.0000 22/06/2015	---	---	---	---	---
40,246,306	1.00	4.30	Actual/Actual	24/02/2037	25	---	24/02	4.30	1	GGB-FXD-240237-25Y-2.000-1.00	---	---	---	10.0000 22/06/2015	---	---	---	---	---
37,643,952	1.00	4.30	Actual/Actual	24/02/2038	26	---	24/02	4.30	1	GGB-FXD-240238-26Y-2.000-1.00	---	---	---	10.0000 22/06/2015	---	---	---	---	---
36,977,100	1.00	4.30	Actual/Actual	24/02/2039	27	---	24/02	4.30	1	GGB-FXD-240239-27Y-2.000-1.00	---	---	---	10.0000 22/06/2015	---	---	---	---	---
41,615,000	1.00	4.30	Actual/Actual	24/02/2040	28	---	24/02	4.30	1	GGB-FXD-240240-28Y-2.000-1.00	---	---	---	10.0000 22/06/2015	---	---	---	---	---
42,227,208	1.00	4.30	Actual/Actual	24/02/2041	29	---	24/02	4.30	1	GGB-FXD-240241-29Y-2.000-1.00	---	---	---	10.0000 22/06/2015	---	---	---	---	---
68,288,487	1.00	4.30	Actual/Actual	24/02/2042	30	---	24/02	4.30	1	GGB-FXD-240242-30Y-2.000-1.00	---	---	---	10.0000 22/06/2015	---	---	---	---	---
4,000,000	1,000.00	3.88	Actual/Actual	12/03/2029	10	---	12/03	3.88	1	GGB-FXD-120329-10Y-3.875-1.000	---	---	---	---	---	---	100.0000	B	15/10/2019
4,500,000	1,000.00	0.00	Actual/Actual	12/02/2026	5	---	12/02	0.00	1	GGB-FXD-120226-05Y-0.000-1.000	---	---	---	---	---	---	---	---	---
3,000,000	1,000.00	3.38	Actual/Actual	15/02/2025	7	---	15/02	3.38	1	GGB-FXD-150225-07Y-3.375-1.000	---	---	---	---	---	---	---	---	---
964,000	1,000.00	3.25	Actual/Actual	20/03/2025	6	---	20/03	3.25	1	GGB-FXD-200325-06Y-3.250-1.000	---	---	---	---	---	---	---	---	---
2,100,000	1,000.00	3.55	Actual/Actual	20/03/2026	7	---	20/03	3.55	1	GGB-FXD-200326-07Y-3.550-1.000	---	---	---	---	---	---	---	---	---
40,000	1,000.00	2.18	FLR Actual/360	16/09/2023	1	---	16/03 - 16/09	---	1	GGB-FLT-160923-01Y-2.178-1.000	---	---	---	---	---	---	---	---	---
5,500,000	1,000.00	1.50	Actual/Actual	18/06/2030	10	---	18/06	1.50	1	GGB-FXD-180630-10Y-1.500-1.000	---	---	---	---	---	---	---	---	---

Government Bonds Notes

Transactions Volume = (Pieces) \* (Nominal Price). Transactions Value = (Pieces) \* (Nominal Price) \* (price %) + (Accrued interest).  
The Value of current coupon for the issues with NV 0.01 euro refers to NV 100 euros  
FLR: Floating Interest Rate.  
[1] - The Expiration Date of the interest bearing period and the Date for coupon payment.

Government Bonds

Number Listed Bonds	Nominal price	Today's Rate	Accrued Interest Calc	Exp. Date [1]	Duration (years)	Note	Coupons Date	Curr. coupon value	Trading Unit	Government Bonds	Price min	Price max	Closing price	Previous closing price/date	Volume	Transactions Value	Price	Last order Buy / Sell	Date
5,364,250	1,000.00	3.25	Actual/Actual	20/03/2050	30	---	20/03	3.25	1	GGB-FXD-200350-30Y-3.250-1.000	---	---	---	---	---	---	---	---	---
3,924,361	1,000.00	2.00	Actual/Actual	22/04/2027	7	---	22/04	2.00	1	GGB-FXD-220427-07Y-2.000-1.000	---	---	---	---	---	---	99.9000	B	22/04/2020
2,500,000	1,000.00	1.88	Actual/Actual	23/07/2026	7	---	23/07	1.88	1	GGB-FXD-230726-07Y-1.875-1.000	---	---	---	---	---	---	---	---	---
3,800,000	1,000.00	4.25	Actual/Actual	15/06/2033	10	---	15/06	4.25	1	GGB-FXD-150633-10Y-4.250-1.000	---	---	---	---	---	---	---	---	---
3,500,000	1,000.00	1.88	Actual/Actual	24/01/2052	30	---	24/01	1.88	1	GGB-FXD-240152-30Y-1.875-1.000	---	---	---	---	---	---	---	---	---
3,700,000	1,000.00	1.75	Actual/Actual	18/06/2032	10	---	18/06	1.75	1	GGB-FXD-180632-10Y-1.750-1.000	---	---	---	---	---	---	---	---	---
2,200,000	1,000.00	1.13	FLR Actual/360	15/12/2027	5	---	- 15/12 - 15/03 -	---	1	GGB-FLT-151227-05Y-1.130-1.000	---	---	---	---	---	---	102.1600	B	30/12/2022

Government Bonds Notes

Transactions Volume = (Pieces) \* (Nominal Price). Transactions Value = (Pieces) \* (Nominal Price) \* (price %) + (Accrued interest).  
The Value of current coupon for the issues with NV 0.01 euro refers to NV 100 euros  
FLR: Floating Interest Rate.  
[1] - The Expiration Date of the interest bearing period and the Date for coupon payment.

Treasury Bills & Zero Coupon Government Bonds

	13-Week Maturity									26-Week Maturity								52-Week Maturity									
Issue Date	Exp. Date	Initial Rate	Num Listed Bonds	Nominal price	Issue price	Last Trade Price	Last Trade Date	Volume Traded	Note	Exp. Date	Initial Rate	Num Listed Bonds	Nominal price	Issue price	Last Trade Price	Last Trade Date	Volume Traded	Note	Exp. Date	Initial Rate	Num Listed Bonds	Nominal price	Issue price	Last Trade Price	Last Trade Date	Volume Traded	Note
10/06/2022	---	---	---	---	---	---	---	---	---	---	---	---	---	---	---	---	---	---	09/06/2023	0.83	1,600,000	1,000.00	991.68	---	---	---	---
09/09/2022	---	---	---	---	---	---	---	---	---	---	---	---	---	---	---	---	---	---	08/09/2023	1.97	1,000,000	1,000.00	980.47	---	---	---	---
09/12/2022	---	---	---	---	---	---	---	---	---	---	---	---	---	---	---	---	---	---	08/12/2023	2.73	600,000	1,000.00	973.10	---	---	---	---
10/03/2023	---	---	---	---	---	---	---	---	---	---	---	---	---	---	---	---	---	---	08/03/2024	3.75	1,000,000	1,000.00	963.46	---	---	---	---

Bonds in Circulation	Currency / Min nominal traded Value	Coupons Payment Date	Current Coupon Value	Note	Coupon	Trading Unit	Issue Date	Duration (years)	Today's Interest	A.I.C in days	Bonds	Last price of previous days		Last Outcry in Cash (euro)			Trades in Pieces	Life min	Life Max
														Price	Buy / Sell	Date			
Corporate Bonds in Foreign Currency and Euro																			
103,746	GBP / 10	01/12	0.25	---	64	1	01/12/1930	98	2.5	360	National Mortgage Bank	2.27	05/02/1996	2.27	S	05/02/1996	---	2.27	2.27
0	GBP / 10	01/12	0.25	---	66	1	01/12/1928	100	2.5	360	National Mortgage Bank	---	---	---	---	---	---	---	---

Government Bonds Notes

A.I.C: Accrued Interest Calculation base.  
FLR: Floating Interest Rate.  
The minimum tradeable Nominal Value for all Demeterialised Government Titles is 100 Euros.  
(μτφρ-0)



Athex & ATHEXClear Members List

Member Name			Stock Market			Derivatives Market		ATHEXClear Member	
Address	Phone	Fax	Market Member	Remote Member	Market Maker	Proprietary	Market Maker	General Clearing	Direct Clearing
A. SARRIS SECURITIES S.A. 6, ΔΡΑΓΑΤΣΑΝΙΟΥ 6 ATHINA	2103367700		a						
AEONIC SECURITIES C.I.F. P.L.C. , ΛΑΪΟΥ 6, ΓΡ. 301B, ANNA COURT	35725337600		a						
ALPHA BANK S.A. , ΣΤΑΔΙΟΥ 40 ATHINA	2103260000							a	
ALPHA FINANCE INVESTMENT SERVICES SINGLE MEMBER SA 5, ΠΑΝΕΠΙΣΤΗΜΙΟΥ 45 ATHINA	2103677400		a		a	a	a		a
ARGUS STOCKBROKERS LTD 25 , 25 ΛΕΩΦΟΡΟΣ ΔΗΜΟΣΘΕΝΗ ΣΕΒΕΡΗ	0035722717000		a	a		a			
ATLANTIC SECURITIES LTD 37, ΠΡΟΔΡΟΜΟΥ 37	0035722445400		a	a					
AXON SECURITIES S.A. 48, ΣΤΑΔΙΟΥ 48 ATHINA	2103363800		a			a			
BETA SECURITIES S.A. 29 , Λ.ΑΛΕΞΑΝΔΡΑΣ 29 ATHINA	2106478930		a		a	a			a
BNP PARIBAS S.A. , ΛΑΜΨΑΚΟΥ 2 ATHINA	2107468525							a	
BOFA SECURITIES EUROPE SA , 112 AVENUE KL?BER 75116	+33 153655555		a	a					
CAPITAL SECURITIES S.A. 58, ΜΗΤΡΟΠΟΛΕΩΣ 58 ATHINA	2103369700		a			a			
CITIGROUP GLOBAL MARKETS EUROPE AG 16, REUTERWEG 16	+49 691366-0		a	a					
CITIGROUP GLOBAL MARKETS LIMITED 1, 33 CANADA SQUARE -CANARY WHARF	+44 02079864000		a						
CREDIT SUISSE BANK (EUROPE), S.A. , CALLE AYALA 42, 3A PLANTA-B MADRID	+34917916000		a	a					
CREDIT SUISSE SECURITIES (EUROPE) LIMITED 1 , ONE CABOT SQUARE LONDON	+44 2078888888		a						
CYCLOS SECURITIES S.A. 39, ΧΑΡΙΛΑΟΥ ΤΡΙΚΟΥΠΗ 6-8-10 ATHINA	2103364300		a			a			
DEUTSCHE BANK S.A. 1 , GREAT WINCHESTER STREET LONDON	+44 20 754 54209	00441133361437		a					
EUROBANK EQUITIES INVESTMENT FIRM SINGLE MEMBER SA , ΦΙΛΕΛΛΗΝΩΝ 10 & ΞΕΝΟΦΩΝΤΟΣ 13 ATHINA	2103720425		a		a	a	a		a
EUROBANK S.A. , ΟΘΩΝΟΣ 8 ATHINA	2103337000							a	
EUROCORP INVESTMENT SERVICES S.A. 14, ΠΛ.ΦΙΛΙΚΗΣ ΕΤΑΙΡΕΙΑΣ 14 ATHINA	2107263600		a			a			a
EUOTRUST INVESTMENT FIRM SA 113, ΣΕΒΑΣΤΟΥΠΟΛΕΩΣ 113 ATHINA	2103363100		a						
EUROXX SECURITIES S.A. 7, ΠΑΛΑΙΟΛΟΓΟΥ ΧΑΛΑΝΔΡΙ	(210)-6879400	(210)-6879401	a		a	a	a		a
7, PALEOLOGOU CHALANDRI	+30 2106879400	210-6879401							
FREEDOM FINANCE EUROPE LTD , ΧΡΙΣΤΑΚΗ ΚΡΑΝΟΥ 20	035725257786			a					
G. A. PERVANAS SECURITIES- INVESTMENT SERVICES S.A. 7-9, ΣΟΦΟΚΛΕΟΥΣ 7-9 ATHINA	2103727200		a						
GLOBAL CAPITAL SECURITIES & FINANCIAL SERVICES LTD 50, Λ.ΑΡΧΙΕΠΙΣΚΟΠΟΥ ΜΑΚΑΡΙΟΥ Γ'50	0035722710710		a	a					
GREENPOST TRADING EUROPE LTD , ΚΙΜΩΝΟΣ 3, ACROPOLIS MANSIONS, 2ND FLOOR, FLAT/OFFICE 202	035722521389			a					
HELLENIC AMERICAN SECURITIES S.A. 27, ΑΝΔΡΕΑ ΠΑΠΑΝΔΡΕΟΥ 27 MAROUSI	2103311100		a		a	a			a
HELLENIC BANK (INVESTMENTS) LTD , AVE.KYRIAKOU MATSI 31 - PO BOX 24747 NICOSIA	+357 22500100	357 22500110		a					
HSBC CONTINENTAL EUROPE 109-111, Λ.ΜΕΣΟΓΕΙΩΝ 109-111	2106960000							a	
INDEX SECURITIES S.A. 6, ΔΡΑΓΑΤΣΑΝΙΟΥ 6 ATHINA	2103213920		a						
J. CHR. MAVRIKIS SECURITIES S.A. 5, ΣΟΦΟΚΛΕΟΥΣ 5 ATHINA	2103216730		a						

Athex & ATHEXClear Members List

Member Name			Stock Market			Derivatives Market		ATHEXClear Member	
Address	Phone	Fax	Market Member	Remote Member	Market Maker	Proprietary	Market Maker	General Clearing	Direct Clearing
KAPPA SECURITIES S.A.			a			a			
15, ΒΑΛΛΑΡΙΤΟΥ 15 ATHINA	2103678600								
KARAMANOF SECURITIES & INVESTMENT SERVICES S.A.			a						
2, ΠΛ.ΑΓ.ΘΕΟΔΩΡΩΝ 2 ATHINA	2103212947								
LAIKI FINANCIAL SERVICES LTD				a					
26, AVE. VYRONOS NICOSIA	357 22367367	357 22718567							
LEON DEPOLAS SECURITIES S.A.			a		a	a			
1, ΧΡΗΣΤΟΥ ΛΑΔΑ 1 ATHINA	2103213276 -28								
MEGA EQUITY SECURITIES & FINANCIAL SERVICES PUBLIC LTD			a	a		a			
42-44, ΛΕΩΦ.ΓΡΙΒΑΔΙΓΕΝΗ 42-44	0035722711711								
MERIT SECURITIES S.A			a		a	a			a
5, ΣΟΦΟΚΛΕΟΥΣ 5 ATHINA	2103671880								
MERRILL LYNCH INTERNATIONAL			a						
2 , 2 KING EDWARD STREET LONDON	+44 20276281000								
N. CHRYSOCHOIDIS SECURITIES S.A.			a			a			a
7-9, ΣΟΦΟΚΛΕΟΥΣ 7-9 ATHINA	2103213913								
NATIONAL BANK OF GREECE S.A.			a			a		a	
86, AIOLOU STR. ATHINA	(210)-3341000	(210)-3228187							
68, ΑΚΑΔΙΜΙΑΣ STR. ATHINA	(210)-3328817	(210)-3328678							
NATIONAL SECURITIES SINGLE MEMBER SA			a		a	a	a		
66, ΛΕΩΦΟΡΟΣ ΑΘΗΝΩΝ 128-132 & ΙΦΙΓΕΝΙΑΣ ATHINA	2103328784								
NUNTIVS BROKERAGE AND INVESTMENT SERVICES S.A			a						
6, ΔΡΑΓΑΤΣΑΝΙΟΥ 6 ATHINA	2103350599								
ONE PLUS CAPITAL LIMITED			a	a					
, 75 PRODROMOU AVENUE NICOSIA 1307	35722873760								
OPTIMA BANK S.A.			a		a	a	a	a	
32 , ΑΙΓΙΑΛΕΙΑΣ 32 & ΠΑΡΑΔΕΙΣΟΥ MAROUSI	2108173663								
PANCRETA BANK S.A								a	
, ΙΚΑΡΟΥΣ 5	2810 338800								
PANTELAKIS SECURITIES S.A.			a		a	a	a		
57, ΕΘΝΙΚΗΣ ΑΝΤΙΣΤΑΣΕΩΣ 57, ΚΤΙΡΙΟ Β CHALANDRI	2106965000								
PEGASUS SECURITIES S.A			a			a			
17 , ΒΑΛΛΑΡΙΤΟΥ 17 & ΑΜΕΡΙΚΗΣ ATHINA	2103670700								
PIRAEUS BANK S.A.			a			a		a	
, ΑΜΕΡΙΚΗΣ 4 ATHINA	2103335000								
PIRAEUS SECURITIES S. A.			a		a	a	a		a
10, ΣΤΑΔΙΟΥ 10 ATHINA	2103354100								
PROCHOICE SECURITIES LTD			a	a					
57, ΛΕΩΦ.ΣΠΥΡΟΥ ΚΥΠΡΙΑΝΟΥ 57, ΑΚΙΝΗΤΑ Φ	035724661192								
SHARELINK SECURITIES & FINANCIAL SERVICES LTD			a			a			
6 , HOUSE-ΘΕΟΤΟΚΗ 6 ΜΕΓΑΡΟ ΕΛΛΗΝΑ	+357 22554200								
SOCIETE GENERALE S.A.			a	a		a			
, 17 COURS VALMY, CEDEX	+157290504								
SOLIDUS SECURITIES S.A			a			a			a
64, ΛΟΥΙΖΗΣ ΡΙΑΝΚΟΥΡ 64 ATHINA	2106900600								
ST. EM. LAVRENTAKIS SECURITIES S.A.			a			a			
7-9, ΣΟΦΟΚΛΕΟΥΣ 7-9 ATHINA	2103213336								
THE CYPRUS INVESTMENT & & SECURITIES CORPORATION LTD			a	a					
154, ΑΓΙΟΥ ΠΡΟΚΟΠΙΟΥ & ΠΟΣΕΙΔΩΝΟΣ 1	0035722121700								
UBS EUROPE SE			a	a					
, OPERNTURM, BOCKENHEIMER LANDSTRASSE 2-4	496921790								
UBS LIMITED				a					
1 , FINSBURY AVENUE LONDON	+44 2075687135								

## List of Stocks under Market Making operations

Securities	Stock Category
Market Maker	Start Market Making
<b>MLS MULTIMEDIA SA (CR)</b>	<b>Suspension Status</b>
PIRAEUS SECURITIES S. A.	01/08/2019
<b>ALPHA ETF FTSE Athex Large Cap</b>	<b>Exchange Traded Funds (ETFs)</b>
ALPHA FINANCE INVESTMENT SERVICES SINGLE MEMBER SA	02/01/1900
NATIONAL SECURITIES SINGLE MEMBER SA	02/01/1900
<b>ADMIE (IPTO) HOLDING S.A. (CR)</b>	<b>Main Market</b>
EUROBANK EQUITIES INVESTMENT FIRM SINGLE MEMBER SA	24/05/2021
HELLENIC AMERICAN SECURITIES S.A.	09/03/2020
PIRAEUS SECURITIES S. A.	29/06/2017
<b>AEGEAN AIRLINES (CR)</b>	<b>Main Market</b>
EUROBANK EQUITIES INVESTMENT FIRM SINGLE MEMBER SA	22/09/2020
<b>ALPHA SERVICES HOLD (CR)</b>	<b>Main Market</b>
ALPHA FINANCE INVESTMENT SERVICES SINGLE MEMBER SA	29/02/2016
EUROBANK EQUITIES INVESTMENT FIRM SINGLE MEMBER SA	22/10/2006
HELLENIC AMERICAN SECURITIES S.A.	25/07/2014
LEON DEPOLAS SECURITIES S.A.	04/01/2016
MERIT SECURITIES S.A	03/09/2012
NATIONAL SECURITIES SINGLE MEMBER SA	02/01/1900
PIRAEUS SECURITIES S. A.	28/05/2009
<b>ALPHA TRUST (CR)</b>	<b>Main Market</b>
EUROBANK EQUITIES INVESTMENT FIRM SINGLE MEMBER SA	06/02/2023
LEON DEPOLAS SECURITIES S.A.	04/01/2021
<b>ANDROMEDA SA (CR)</b>	<b>Main Market</b>
BETA SECURITIES S.A.	15/02/2021
OPTIMA BANK S.A.	03/04/2023
<b>ATTICA BANK S.A. (CR)</b>	<b>Main Market</b>
EUROXX SECURITIES S.A.	22/01/2016
PIRAEUS SECURITIES S. A.	20/09/2017
<b>AUSTRIACARD (CB)</b>	<b>Main Market</b>
BETA SECURITIES S.A.	23/03/2023
EUROBANK EQUITIES INVESTMENT FIRM SINGLE MEMBER SA	15/05/2023
<b>AUTOHELLAS SA (CR)</b>	<b>Main Market</b>
ALPHA FINANCE INVESTMENT SERVICES SINGLE MEMBER SA	01/07/2019
EUROXX SECURITIES S.A.	02/07/2018
<b>AVAX S.A. (CR)</b>	<b>Main Market</b>
EUROBANK EQUITIES INVESTMENT FIRM SINGLE MEMBER SA	14/12/2015
PIRAEUS SECURITIES S. A.	01/02/2021
<b>AVE (CR)</b>	<b>Main Market</b>
EUROXX SECURITIES S.A.	05/06/2020
<b>BRIQ PROPERTIES (CR)</b>	<b>Main Market</b>
EUROBANK EQUITIES INVESTMENT FIRM SINGLE MEMBER SA	09/09/2019
LEON DEPOLAS SECURITIES S.A.	22/02/2021
<b>CC HBC AG (CR)</b>	<b>Main Market</b>
BETA SECURITIES S.A.	08/03/2021
NATIONAL SECURITIES SINGLE MEMBER SA	02/01/1900
PIRAEUS SECURITIES S. A.	04/05/2015
<b>CENERGY HOLDINGS (CB)</b>	<b>Main Market</b>
ALPHA FINANCE INVESTMENT SERVICES SINGLE MEMBER SA	02/01/2016
EUROBANK EQUITIES INVESTMENT FIRM SINGLE MEMBER SA	02/01/2016
OPTIMA BANK S.A.	14/03/2022
PANTELAKIS SECURITIES S.A.	27/12/2022
<b>CNL CAPITAL (CR)</b>	<b>Main Market</b>
MERIT SECURITIES S.A	01/10/2018
<b>DIMAND (CR)</b>	<b>Main Market</b>
ALPHA FINANCE INVESTMENT SERVICES SINGLE MEMBER SA	08/08/2022
EUROBANK EQUITIES INVESTMENT FIRM SINGLE MEMBER SA	08/08/2022
PANTELAKIS SECURITIES S.A.	15/05/2023
<b>EKTER SA (CR)</b>	<b>Main Market</b>
BETA SECURITIES S.A.	26/09/2022
EUROBANK EQUITIES INVESTMENT FIRM SINGLE MEMBER SA	16/10/2017
LEON DEPOLAS SECURITIES S.A.	21/05/2018
<b>ELASTRON (CR)</b>	<b>Main Market</b>
LEON DEPOLAS SECURITIES S.A.	20/02/2017
<b>ELLAKTOR (CR)</b>	<b>Main Market</b>
ALPHA FINANCE INVESTMENT SERVICES SINGLE MEMBER SA	18/03/2019
EUROBANK EQUITIES INVESTMENT FIRM SINGLE MEMBER SA	01/06/2012
EUROXX SECURITIES S.A.	24/09/2018
NATIONAL SECURITIES SINGLE MEMBER SA	02/01/1900
PIRAEUS SECURITIES S. A.	22/10/2018

## List of Stocks under Market Making operations

Securities	Stock Category
Market Maker	Start Market Making
<b>ELTON SA (CR)</b>	Main Market
BETA SECURITIES S.A.	03/09/2012
EUROBANK EQUITIES INVESTMENT FIRM SINGLE MEMBER SA	28/11/2022
OPTIMA BANK S.A.	30/01/2023
<b>ELVALHALCOR (CR)</b>	Main Market
ALPHA FINANCE INVESTMENT SERVICES SINGLE MEMBER SA	07/05/2018
BETA SECURITIES S.A.	09/01/2023
EUROBANK EQUITIES INVESTMENT FIRM SINGLE MEMBER SA	07/05/2018
<b>ENTERSOFT (CR)</b>	Main Market
ALPHA FINANCE INVESTMENT SERVICES SINGLE MEMBER SA	23/03/2023
EUROBANK EQUITIES INVESTMENT FIRM SINGLE MEMBER SA	22/06/2020
<b>EUROBANK HOLDINGS (CR)</b>	Main Market
ALPHA FINANCE INVESTMENT SERVICES SINGLE MEMBER SA	09/01/2006
EUROBANK EQUITIES INVESTMENT FIRM SINGLE MEMBER SA	01/06/2012
HELLENIC AMERICAN SECURITIES S.A.	25/07/2014
LEON DEPOLAS SECURITIES S.A.	30/11/2018
MERIT SECURITIES S.A	06/11/2017
NATIONAL SECURITIES SINGLE MEMBER SA	02/01/1900
PIRAEUS SECURITIES S. A.	28/09/2009
<b>EUROCONSULTANTS S.A. (CR)</b>	Main Market
OPTIMA BANK S.A.	01/02/2023
<b>EYDAP S.A. (CR)</b>	Main Market
ALPHA FINANCE INVESTMENT SERVICES SINGLE MEMBER SA	27/01/2020
EUROBANK EQUITIES INVESTMENT FIRM SINGLE MEMBER SA	10/06/2019
<b>FOURLIS (CR)</b>	Main Market
EUROBANK EQUITIES INVESTMENT FIRM SINGLE MEMBER SA	01/12/2016
PIRAEUS SECURITIES S. A.	06/03/2017
<b>GEK TERNA (CR)</b>	Main Market
BETA SECURITIES S.A.	08/03/2021
EUROBANK EQUITIES INVESTMENT FIRM SINGLE MEMBER SA	24/05/2021
PIRAEUS SECURITIES S. A.	29/08/2019
<b>GR. SARANTIS S.A. (CR)</b>	Main Market
BETA SECURITIES S.A.	14/05/2012
EUROBANK EQUITIES INVESTMENT FIRM SINGLE MEMBER SA	24/10/2016
<b>HELLENIC EXCHANGES-A.S.E. (CR)</b>	Main Market
HELLENIC AMERICAN SECURITIES S.A.	01/09/2014
NATIONAL SECURITIES SINGLE MEMBER SA	02/01/1900
PIRAEUS SECURITIES S. A.	04/05/2015
<b>HELLENIQ ENERGY (CR)</b>	Main Market
HELLENIC AMERICAN SECURITIES S.A.	14/09/2015
PIRAEUS SECURITIES S. A.	20/03/2017
<b>IDEAL HOLDINGS (CR)</b>	Main Market
EUROBANK EQUITIES INVESTMENT FIRM SINGLE MEMBER SA	07/06/2021
PIRAEUS SECURITIES S. A.	07/06/2021
<b>INTERCONTINENTAL (CR)</b>	Main Market
LEON DEPOLAS SECURITIES S.A.	03/06/2019
<b>INTERLIFE G.C.I.(CR)</b>	Main Market
BETA SECURITIES S.A.	24/10/2022
<b>INTERWOOD-XYLEMPORIA (CR)</b>	Main Market
EUROBANK EQUITIES INVESTMENT FIRM SINGLE MEMBER SA	05/07/2021
PANTELAKIS SECURITIES S.A.	01/07/2021
<b>INTRAKAT (CR)</b>	Main Market
BETA SECURITIES S.A.	04/10/2021
PANTELAKIS SECURITIES S.A.	10/10/2022
<b>JUMBO SA (CR)</b>	Main Market
BETA SECURITIES S.A.	01/02/2021
EUROBANK EQUITIES INVESTMENT FIRM SINGLE MEMBER SA	25/05/2020
MERIT SECURITIES S.A	06/11/2017
PIRAEUS SECURITIES S. A.	06/03/2017
<b>KLOUKINAS - LAPPAS SA (CR)</b>	Main Market
OPTIMA BANK S.A.	02/01/2023
<b>KRI-KRI S.A. (CR)</b>	Main Market
EUROBANK EQUITIES INVESTMENT FIRM SINGLE MEMBER SA	07/05/2018
LEON DEPOLAS SECURITIES S.A.	16/01/2017
<b>LAMDA DEVELOPMENT SA (CR)</b>	Main Market
EUROBANK EQUITIES INVESTMENT FIRM SINGLE MEMBER SA	08/12/2014
PANTELAKIS SECURITIES S.A.	06/11/2017
PIRAEUS SECURITIES S. A.	29/06/2017

## List of Stocks under Market Making operations

Securities	Stock Category
Market Maker	Start Market Making
<b>LAMPSA HOTEL SA (CR)</b>	<b>Main Market</b>
LEON DEPOLAS SECURITIES S.A.	16/01/2017
<b>MIG (CR)</b>	<b>Main Market</b>
EUROBANK EQUITIES INVESTMENT FIRM SINGLE MEMBER SA	23/03/2015
PIRAEUS SECURITIES S. A.	02/02/2009
<b>MOTOR OIL (CR)</b>	<b>Main Market</b>
BETA SECURITIES S.A.	08/03/2021
EUROBANK EQUITIES INVESTMENT FIRM SINGLE MEMBER SA	22/10/2006
LEON DEPOLAS SECURITIES S.A.	01/04/2019
MERIT SECURITIES S.A	25/02/2019
NATIONAL SECURITIES SINGLE MEMBER SA	02/01/1900
PIRAEUS SECURITIES S. A.	04/05/2015
<b>MPLE KEDROS (CR)</b>	<b>Main Market</b>
MERIT SECURITIES S.A	30/09/2022
<b>MYTILINEOS (CR)</b>	<b>Main Market</b>
ALPHA FINANCE INVESTMENT SERVICES SINGLE MEMBER SA	15/04/2019
BETA SECURITIES S.A.	11/04/2022
EUROBANK EQUITIES INVESTMENT FIRM SINGLE MEMBER SA	20/09/2017
MERIT SECURITIES S.A	25/02/2019
NATIONAL SECURITIES SINGLE MEMBER SA	02/01/1900
PIRAEUS SECURITIES S. A.	04/05/2015
<b>NATIONAL BANK (CR)</b>	<b>Main Market</b>
ALPHA FINANCE INVESTMENT SERVICES SINGLE MEMBER SA	09/01/2006
EUROBANK EQUITIES INVESTMENT FIRM SINGLE MEMBER SA	22/10/2006
HELLENIC AMERICAN SECURITIES S.A.	25/07/2014
LEON DEPOLAS SECURITIES S.A.	20/05/2015
MERIT SECURITIES S.A	03/09/2012
NATIONAL SECURITIES SINGLE MEMBER SA	02/01/1900
PIRAEUS SECURITIES S. A.	08/09/2008
<b>OPAP (CR)</b>	<b>Main Market</b>
ALPHA FINANCE INVESTMENT SERVICES SINGLE MEMBER SA	09/01/2006
BETA SECURITIES S.A.	11/04/2022
EUROBANK EQUITIES INVESTMENT FIRM SINGLE MEMBER SA	22/10/2006
HELLENIC AMERICAN SECURITIES S.A.	25/07/2014
MERIT SECURITIES S.A	20/03/2017
NATIONAL SECURITIES SINGLE MEMBER SA	02/01/1900
PIRAEUS SECURITIES S. A.	04/05/2015
<b>OTE (CR)</b>	<b>Main Market</b>
ALPHA FINANCE INVESTMENT SERVICES SINGLE MEMBER SA	09/01/2006
BETA SECURITIES S.A.	11/04/2022
EUROBANK EQUITIES INVESTMENT FIRM SINGLE MEMBER SA	22/10/2006
HELLENIC AMERICAN SECURITIES S.A.	25/07/2014
LEON DEPOLAS SECURITIES S.A.	20/04/2015
MERIT SECURITIES S.A	20/03/2017
NATIONAL SECURITIES SINGLE MEMBER SA	02/01/1900
PIRAEUS SECURITIES S. A.	08/09/2008
<b>P.P.A. S.A. (CR)</b>	<b>Main Market</b>
EUROBANK EQUITIES INVESTMENT FIRM SINGLE MEMBER SA	06/02/2019
<b>PAPOUTSANIS (CR)</b>	<b>Main Market</b>
BETA SECURITIES S.A.	25/11/2013
<b>PETROPOULOS PETROS (CR)</b>	<b>Main Market</b>
EUROBANK EQUITIES INVESTMENT FIRM SINGLE MEMBER SA	01/04/2019
PANTELAKIS SECURITIES S.A.	16/03/2020
<b>PIRAEUS FINANCIAL HOLD (CR)</b>	<b>Main Market</b>
ALPHA FINANCE INVESTMENT SERVICES SINGLE MEMBER SA	15/04/2019
EUROBANK EQUITIES INVESTMENT FIRM SINGLE MEMBER SA	22/10/2006
EUROXX SECURITIES S.A.	15/02/2016
HELLENIC AMERICAN SECURITIES S.A.	25/07/2014
LEON DEPOLAS SECURITIES S.A.	30/11/2018
MERIT SECURITIES S.A	16/09/2013
NATIONAL SECURITIES SINGLE MEMBER SA	02/01/1900
PIRAEUS SECURITIES S. A.	16/02/2009

## List of Stocks under Market Making operations

Securities	Stock Category
Market Maker	Start Market Making
<b>PPC (CR)</b>	<b>Main Market</b>
ALPHA FINANCE INVESTMENT SERVICES SINGLE MEMBER SA	09/01/2006
BETA SECURITIES S.A.	01/02/2021
EUROBANK EQUITIES INVESTMENT FIRM SINGLE MEMBER SA	22/10/2006
HELLENIC AMERICAN SECURITIES S.A.	01/09/2014
MERIT SECURITIES S.A	06/11/2017
NATIONAL SECURITIES SINGLE MEMBER SA	02/01/1900
PIRAEUS SECURITIES S. A.	28/09/2009
<b>PREMA (CR)</b>	<b>Main Market</b>
BETA SECURITIES S.A.	01/06/2021
LEON DEPOLAS SECURITIES S.A.	05/12/2022
PANTELAKIS SECURITIES S.A.	23/12/2021
<b>PROFILE SA (CR)</b>	<b>Main Market</b>
OPTIMA BANK S.A.	03/04/2023
PANTELAKIS SECURITIES S.A.	01/07/2019
<b>QUALITY &amp; RELIABILITY SA (CR)</b>	<b>Main Market</b>
OPTIMA BANK S.A.	03/01/2023
<b>QUEST HOLDINGS (CR)</b>	<b>Main Market</b>
BETA SECURITIES S.A.	26/03/2018
EUROBANK EQUITIES INVESTMENT FIRM SINGLE MEMBER SA	28/01/2019
<b>SIDMA STEEL (CR)</b>	<b>Main Market</b>
LEON DEPOLAS SECURITIES S.A.	06/06/2022
<b>SPACE HELLAS SA (CR)</b>	<b>Main Market</b>
MERIT SECURITIES S.A	09/12/2022
<b>TECHNICAL OLYMPIC SA (CR)</b>	<b>Main Market</b>
BETA SECURITIES S.A.	04/04/2022
<b>TERNA ENERGY (CR)</b>	<b>Main Market</b>
EUROBANK EQUITIES INVESTMENT FIRM SINGLE MEMBER SA	24/05/2021
PIRAEUS SECURITIES S. A.	09/12/2019
<b>THRACE PLASTICS SA (CR)</b>	<b>Main Market</b>
ALPHA FINANCE INVESTMENT SERVICES SINGLE MEMBER SA	26/03/2018
EUROBANK EQUITIES INVESTMENT FIRM SINGLE MEMBER SA	26/03/2018
<b>TITAN CEMENT (CB)</b>	<b>Main Market</b>
BETA SECURITIES S.A.	01/02/2021
EUROBANK EQUITIES INVESTMENT FIRM SINGLE MEMBER SA	06/11/2019
PIRAEUS SECURITIES S. A.	18/01/2021
<b>TZIRAKIAN PROFIL (CR)</b>	<b>Main Market</b>
LEON DEPOLAS SECURITIES S.A.	19/07/2021
<b>VIOHALCO SA/NV (CB)</b>	<b>Main Market</b>
ALPHA FINANCE INVESTMENT SERVICES SINGLE MEMBER SA	11/03/2008
EUROBANK EQUITIES INVESTMENT FIRM SINGLE MEMBER SA	04/03/2014
MERIT SECURITIES S.A	17/03/2014

Underlying Asset				Derivatives Market													
Price max	Price min	Closing price	change	Delivery Month	Open price	Price max	Price min	Last price	Closing price	Last Bid	Last Ask	Fixing price*	Life high	Life low	Trades	Volume	Open Interest
(Trade Unit: 1 Index Point x 2€, Cash Settlement)																	
FTSE/Athex Large Cap				May 2023	2,773.00	2,780.75	2,754.00	2,754.25	2,754.25	---	---		2,786.50	---	165	775	1,586
2,777.70	2,752.82	2,755.08	-0.38%	June 2023	2,768.50	2,774.50	2,741.25	2,747.00	2,747.00	---	---		2,778.50	---	130	621	5,345
				July 2023	---	---	---	---	2,728.75	---	---		2,745.00	---	---	---	157
				September 2023	---	---	---	---	2,784.25	---	---		---	---	---	---	---
				December 2023	---	---	---	---	2,798.25	---	---		---	---	---	---	---
				March 2024	---	---	---	---	2,812.25	---	---		---	---	---	---	---
(Trade Unit: 1 Index Point x 15€, Cash Settlement)																	
FTSE/Athex Banks				June 2023	888.00	890.00	888.00	888.00	888.00	---	---		890.00	---	6	48	973
886.35	873.38	877.44	-0.14%	September 2023	---	---	---	---	884.50	---	---		---	---	---	---	---
				December 2023	---	---	---	---	889.00	---	---		---	---	---	---	---
				March 2024	---	---	---	---	893.50	---	---		---	---	---	---	---
(Trade Unit: 1 Index Point x 2€, Cash Settlement)																	
MSCI GREECE REBASED				May 2023	4,343.00	4,343.00	4,343.00	4,343.00	4,343.00	---	---		4,368.25	---	3	31	26
4,374.46	4,327.56	4,334.90	-0.35%	June 2023	4,318.00	4,321.00	4,318.00	4,321.00	4,321.00	---	---		4,349.00	4,269.00	3	31	105
				July 2023	---	---	---	---	4,365.75	---	---		---	---	---	---	---
				September 2023	---	---	---	---	4,379.25	---	---		---	---	---	---	---
				December 2023	---	---	---	---	4,401.25	---	---		---	---	---	---	---
				March 2024	---	---	---	---	4,423.25	---	---		---	---	---	---	---

Underlying Asset				Derivatives Market													
Price max	Price min	Closing price	change	Delivery Month	Open price	Price max	Price min	Last price	Closing price	Last Bid	Last Ask	Fixing price*	Life high	Life low	Trades	Volume	Open Interest
ADMIE (IPTO) HOLDING S.A. (CR)				(Contract Size: 100 Securities, Physical Delivery)													
1.83	1.77	1.77	-1.67%	June 2023	1.84	1.84	1.76	1.76	1.76	---	---	---	1.92	---	30	575	12,523
				September 2023	1.80	1.80	1.76	1.76	1.76	---	---	---	1.83	---	8	535	50
				December 2023	---	---	---	---	1.82	---	---	---	---	---	---	---	---
				March 2024	---	---	---	---	1.83	---	---	---	---	---	---	---	---
AEGEAN AIRLINES (CR)				(Contract Size: 100 Securities, Physical Delivery)													
8.02	7.86	7.91	-1.37%	June 2023	7.89	7.89	7.89	7.89	7.89	---	---	---	8.09	---	2	13	1,780
				September 2023	---	---	---	---	8.07	---	---	---	---	---	---	---	---
				December 2023	---	---	---	---	8.11	---	---	---	---	---	---	---	---
				March 2024	---	---	---	---	8.16	---	---	---	---	---	---	---	---
ALPHA SERVICES HOLD (CR)				(Contract Size: 100 Securities, Physical Delivery)													
1.209	1.184	1.184	-0.75%	June 2023	1.21	1.21	1.18	1.18	1.18	---	---	---	1.52	---	180	10,178	178,881
				September 2023	---	---	---	---	1.22	---	---	---	1.25	---	---	---	179
				December 2023	---	---	---	---	1.21	---	---	---	---	---	---	---	---
				March 2024	---	---	---	---	1.21	---	---	---	---	---	---	---	---
AUTOHELLAS SA (CR)				(Contract Size: 100 Securities, Physical Delivery)													
13.9	13.52	13.68	0.59%	June 2023	---	---	---	---	13.55	---	---	---	14.02	---	---	---	82
				September 2023	---	---	---	---	13.69	---	---	---	---	---	---	---	---
				December 2023	---	---	---	---	13.76	---	---	---	---	---	---	---	---
				March 2024	---	---	---	---	13.83	---	---	---	---	---	---	---	---
AVAX S.A. (CR)				(Contract Size: 100 Securities, Physical Delivery)													
0.952	0.934	0.949	0.32%	June 2023	---	---	---	---	0.966	---	---	---	0.966	---	---	---	349
				September 2023	---	---	---	---	0.952	---	---	---	---	---	---	---	---
				December 2023	---	---	---	---	0.957	---	---	---	---	---	---	---	---
				March 2024	---	---	---	---	0.962	---	---	---	---	---	---	---	---
CC HBC AG (CR)				(Contract Size: 100 Securities, Physical Delivery)													
29.5	29.26	29.3	-0.34%	June 2023	28.62	28.62	28.62	28.62	28.62	---	---	---	28.82	---	1	1	229
				September 2023	---	---	---	---	29.60	---	---	---	---	---	---	---	---
				December 2023	---	---	---	---	29.75	---	---	---	---	---	---	---	---
				March 2024	---	---	---	---	29.89	---	---	---	---	---	---	---	---
CENERGY HOLDINGS (CB)				(Contract Size: 100 Securities, Physical Delivery)													
4.99	4.825	4.885	-2.10%	June 2023	5.06	5.07	4.84	4.84	4.84	---	---	---	5.07	---	26	178	6,421
				September 2023	---	---	---	---	5.04	---	---	---	4.35	---	---	---	5
				December 2023	---	---	---	---	5.05	---	---	---	---	---	---	---	---
				March 2024	---	---	---	---	5.07	---	---	---	---	---	---	---	---

Derivatives notes

Fixing prices and final open positions can be retrieved from the following path <http://www.helex.gr/el/web/guest/statistics-end-of-day-derivatives>



Underlying Asset				Derivatives Market													
Price max	Price min	Closing price	change	Delivery Month	Open price	Price max	Price min	Last price	Closing price	Last Bid	Last Ask	Fixing price*	Life high	Life low	Trades	Volume	Open Interest
ELLAKTOR (CR)				(Contract Size: 100 Securities, Physical Delivery)													
2.065	2.025	2.06	1.48%	June 2023	2.04	2.04	2.04	2.04	2.04	---	---	---	2.17	---	1	1	1,018
				September 2023	---	---	---	---	2.04	---	---	---	---	---	---	---	---
				December 2023	---	---	---	---	2.05	---	---	---	---	---	---	---	---
				March 2024	---	---	---	---	2.06	---	---	---	---	---	---	---	---
ELVALHALCOR (CR)				(Contract Size: 100 Securities, Physical Delivery)													
1.692	1.664	1.688	1.56%	June 2023	---	---	---	---	1.65	---	---	---	1.79	---	---	---	1,324
				September 2023	---	---	---	---	1.67	---	---	---	---	---	---	---	---
				December 2023	---	---	---	---	1.68	---	---	---	---	---	---	---	---
				March 2024	---	---	---	---	1.69	---	---	---	---	---	---	---	---
EUROBANK HOLDINGS (CR)				(Contract Size: 100 Securities, Physical Delivery)													
1.45	1.421	1.435	0.28%	June 2023	1.44	1.44	1.42	1.43	1.43	---	---	---	1.46	---	48	826	27,783
				September 2023	---	---	---	---	1.44	---	---	---	---	---	---	---	---
				December 2023	---	---	---	---	1.45	---	---	---	---	---	---	---	---
				March 2024	---	---	---	---	1.46	---	---	---	---	---	---	---	---
EYDAP S.A. (CR)				(Contract Size: 100 Securities, Physical Delivery)													
6.35	6.1	6.14	0.00%	June 2023	6.28	6.36	6.16	6.16	6.16	---	---	---	6.95	---	8	14	537
				September 2023	---	---	---	---	6.00	---	---	---	6.83	---	---	---	---
				December 2023	---	---	---	---	6.21	---	---	---	---	---	---	---	---
				March 2024	---	---	---	---	6.24	---	---	---	---	---	---	---	---
FOURLIS (CR)				(Contract Size: 100 Securities, Physical Delivery)													
4.11	4.01	4.01	-1.59%	June 2023	4.09	4.09	4.01	4.01	4.01	---	---	---	4.21	---	3	27	1,352
				September 2023	---	---	---	---	4.10	---	---	---	---	---	---	---	---
				December 2023	---	---	---	---	4.12	---	---	---	---	---	---	---	---
				March 2024	---	---	---	---	4.14	---	---	---	---	---	---	---	---
GEK TERNA (CR)				(Contract Size: 100 Securities, Physical Delivery)													
12.2	12	12	-0.83%	June 2023	12.09	12.20	12.09	12.12	12.12	---	---	---	12.75	---	5	23	8,163
				September 2023	---	---	---	---	12.18	---	---	---	---	---	---	---	---
				December 2023	---	---	---	---	12.24	---	---	---	---	---	---	---	---
				March 2024	---	---	---	---	12.30	---	---	---	---	---	---	---	---
HELLENIC EXCHANGES-A.S.E. (CR)				(Contract Size: 100 Securities, Physical Delivery)													
4.26	4.1	4.1	-2.38%	June 2023	4.03	4.03	3.97	3.97	3.97	---	---	---	4.23	---	7	27	1,614
				September 2023	---	---	---	---	4.23	---	---	---	---	---	---	---	---
				December 2023	---	---	---	---	4.25	---	---	---	---	---	---	---	---
				March 2024	---	---	---	---	4.27	---	---	---	---	---	---	---	---

Derivatives notes

Fixing prices and final open positions can be retrieved from the following path <http://www.helex.gr/el/web/guest/statistics-end-of-day-derivatives>

Underlying Asset				Derivatives Market													
Price max	Price min	Closing price	change	Delivery Month	Open price	Price max	Price min	Last price	Closing price	Last Bid	Last Ask	Fixing price*	Life high	Life low	Trades	Volume	Open Interest
HELLENIQ ENERGY (CR)				(Contract Size: 100 Securities, Physical Delivery)													
7.5	7.37	7.44	-0.54%	June 2023	7.47	7.47	7.42	7.42	7.42	---	---	---	8.08	---	40	82	1,542
				September 2023	7.39	7.39	7.30	7.30	7.30	---	---	---	7.39	---	2	5	6
				December 2023	---	---	---	---	7.57	---	---	---	---	---	---	---	---
				March 2024	---	---	---	---	7.61	---	---	---	---	---	---	---	---
INTRACOM HOLDINGS (CR)				(Contract Size: 100 Securities, Physical Delivery)													
1.836	1.802	1.81	0.00%	June 2023	1.82	1.83	1.81	1.81	1.81	---	---	---	2.07	---	12	26	4,614
				September 2023	---	---	---	---	1.84	---	---	---	1.84	---	---	---	2
				December 2023	---	---	---	---	1.83	---	---	---	---	---	---	---	---
				March 2024	---	---	---	---	1.84	---	---	---	---	---	---	---	---
INTRAKAT (CR)				(Contract Size: 100 Securities, Physical Delivery)													
1.65	1.62	1.628	0.49%	June 2023	1.63	1.64	1.63	1.64	1.64	---	---	---	1.79	---	4	22	8,244
				September 2023	---	---	---	---	1.64	---	---	---	1.72	---	---	---	485
				December 2023	---	---	---	---	1.64	---	---	---	---	---	---	---	---
				March 2024	---	---	---	---	1.65	---	---	---	---	---	---	---	---
JUMBO SA (CR)				(Contract Size: 100 Securities, Physical Delivery)													
22.08	21.92	22.08	0.36%	June 2023	22.00	22.00	22.00	22.00	22.00	---	---	---	22.73	---	1	1	381
				September 2023	---	---	---	---	22.15	---	---	---	---	---	---	---	---
				December 2023	---	---	---	---	22.26	---	---	---	---	---	---	---	---
				March 2024	---	---	---	---	22.37	---	---	---	---	---	---	---	---
LAMDA DEVELOPMENT SA (CR)				(Contract Size: 100 Securities, Physical Delivery)													
5.64	5.565	5.565	-0.45%	June 2023	5.63	5.63	5.59	5.59	5.59	---	---	---	6.53	---	22	63	5,916
				September 2023	---	---	---	---	5.63	---	---	---	---	---	---	---	---
				December 2023	---	---	---	---	5.66	---	---	---	---	---	---	---	---
				March 2024	---	---	---	---	5.68	---	---	---	---	---	---	---	---
MIG (CR)				(Contract Size: 3 Securities, Physical Delivery)													
6.31	5.42	5.85	19.27%	June 2023	5.23	5.80	5.17	5.60	5.60	---	---	---	5.80	---	88	445	1,300
				September 2023	---	---	---	---	4.94	---	---	---	---	---	---	---	---
				December 2023	---	---	---	---	4.96	---	---	---	---	---	---	---	---
				March 2024	---	---	---	---	4.99	---	---	---	---	---	---	---	---
MOTOR OIL (CR)				(Contract Size: 100 Securities, Physical Delivery)													
21.64	21.34	21.48	-0.46%	June 2023	21.50	21.65	21.50	21.65	21.65	---	---	---	25.05	---	18	58	1,739
				September 2023	---	---	---	---	20.90	---	---	---	22.18	---	---	---	171
				December 2023	---	---	---	---	21.83	---	---	---	---	---	---	---	---
				March 2024	---	---	---	---	21.94	---	---	---	---	---	---	---	---

Derivatives notes

Fixing prices and final open positions can be retrieved from the following path <http://www.helex.gr/el/web/guest/statistics-end-of-day-derivatives>

Underlying Asset				Derivatives Market													
Price max	Price min	Closing price	change	Delivery Month	Open price	Price max	Price min	Last price	Closing price	Last Bid	Last Ask	Fixing price*	Life high	Life low	Trades	Volume	Open Interest
MYTILINEOS (CR)				(Contract Size: 100 Securities, Physical Delivery)													
26.82	26.54	26.78	0.08%	June 2023	26.76	26.84	26.65	26.74	26.74	---	---	---	28.34	---	36	133	4,022
				September 2023	---	---	---	---	26.25	---	---	---	26.50	---	---	---	18
				December 2023	---	---	---	---	27.08	---	---	---	---	---	---	---	---
				March 2024	---	---	---	---	27.21	---	---	---	---	---	---	---	---
NATIONAL BANK (CR)				(Contract Size: 100 Securities, Physical Delivery)													
5.44	5.35	5.398	0.26%	June 2023	5.42	5.43	5.36	5.39	5.39	---	---	---	5.46	---	74	953	17,598
				September 2023	---	---	---	---	5.42	---	---	---	---	---	---	---	---
				December 2023	---	---	---	---	5.45	---	---	---	---	---	---	---	---
				March 2024	---	---	---	---	5.47	---	---	---	---	---	---	---	---
OPAP (CR)				(Contract Size: 100 Securities, Physical Delivery)													
15.9	15.65	15.65	-0.32%	June 2023	15.12	15.23	15.09	15.10	15.10	---	---	---	15.80	---	26	192	2,033
				September 2023	---	---	---	---	15.81	---	---	---	---	---	---	---	---
				December 2023	---	---	---	---	15.88	---	---	---	---	---	---	---	---
				March 2024	---	---	---	---	15.96	---	---	---	---	---	---	---	---
OTE (CR)				(Contract Size: 100 Securities, Physical Delivery)													
13.87	13.74	13.75	-0.29%	June 2023	13.90	13.90	13.80	13.86	13.86	---	---	---	15.20	---	31	247	10,869
				September 2023	---	---	---	---	13.71	---	---	---	14.32	---	---	---	55
				December 2023	---	---	---	---	13.95	---	---	---	---	---	---	---	---
				March 2024	---	---	---	---	14.02	---	---	---	---	---	---	---	---
P.P.A. S.A. (CR)				(Contract Size: 100 Securities, Physical Delivery)													
19.28	18.96	19.02	-0.63%	June 2023	---	---	---	---	19.36	---	---	---	19.64	---	---	---	361
				September 2023	---	---	---	---	19.27	---	---	---	---	---	---	---	---
				December 2023	---	---	---	---	19.37	---	---	---	---	---	---	---	---
				March 2024	---	---	---	---	19.46	---	---	---	---	---	---	---	---
PIRAEUS FINANCIAL HOLD (CR)				(Contract Size: 100 Securities, Physical Delivery)													
2.4	2.35	2.36	-0.84%	June 2023	2.39	2.41	2.36	2.36	2.36	---	---	---	2.46	---	77	2,559	86,788
				September 2023	---	---	---	---	2.42	---	---	---	2.44	---	---	---	232
				December 2023	---	---	---	---	2.41	---	---	---	---	---	---	---	---
				March 2024	---	---	---	---	2.42	---	---	---	---	---	---	---	---
PPC (CR)				(Contract Size: 100 Securities, Physical Delivery)													
8.41	8.075	8.1	-2.41%	June 2023	8.29	8.41	8.10	8.11	8.11	---	---	---	8.59	---	222	1,135	25,043
				September 2023	---	---	---	---	8.36	---	---	---	---	---	---	---	---
				December 2023	---	---	---	---	8.40	---	---	---	---	---	---	---	---
				March 2024	---	---	---	---	8.44	---	---	---	---	---	---	---	---

Derivatives notes

Fixing prices and final open positions can be retrieved from the following path <http://www.helex.gr/el/web/guest/statistics-end-of-day-derivatives>

Underlying Asset				Derivatives Market													
Price max	Price min	Closing price	change	Delivery Month	Open price	Price max	Price min	Last price	Closing price	Last Bid	Last Ask	Fixing price*	Life high	Life low	Trades	Volume	Open Interest
QUEST HOLDINGS (CR)				(Contract Size: 100 Securities, Physical Delivery)													
5	4.9	4.945	-0.70%	June 2023	4.95	4.95	4.95	4.95	4.95	---	---		5.21	---	1	3	98
				September 2023	---	---	---	---	5.01	---	---		---	---	---	---	---
				December 2023	---	---	---	---	5.04	---	---		---	---	---	---	---
				March 2024	---	---	---	---	5.06	---	---		---	---	---	---	---
TERNA ENERGY (CR)				(Contract Size: 100 Securities, Physical Delivery)													
19.36	18.9	18.9	-2.58%	June 2023	19.45	19.45	18.99	18.99	18.99	---	---		20.98	---	41	72	10,357
				September 2023	---	---	---	---	19.28	---	---		20.75	---	---	---	1
				December 2023	---	---	---	---	19.63	---	---		---	---	---	---	---
				March 2024	---	---	---	---	19.73	---	---		---	---	---	---	---
TITAN CEMENT (CB)				(Contract Size: 100 Securities, Physical Delivery)													
16.1	15.88	15.94	-0.87%	June 2023	15.87	16.08	15.87	16.00	16.00	---	---		16.30	---	16	46	610
				September 2023	---	---	---	---	16.19	---	---		---	---	---	---	---
				December 2023	---	---	---	---	16.27	---	---		---	---	---	---	---
				March 2024	---	---	---	---	16.35	---	---		---	---	---	---	---
VIOHALCO SA/NV (CB)				(Contract Size: 100 Securities, Physical Delivery)													
4.965	4.87	4.95	-0.20%	June 2023	4.92	4.95	4.91	4.95	4.95	---	---		5.05	---	23	99	5,690
				September 2023	---	---	---	---	4.97	---	---		4.46	---	---	---	20
				December 2023	---	---	---	---	5.02	---	---		---	---	---	---	---
				March 2024	---	---	---	---	5.04	---	---		---	---	---	---	---

Derivatives notes

Fixing prices and final open positions can be retrieved from the following path <http://www.helex.gr/el/web/guest/statistics-end-of-day-derivatives>

Daily Official List																	Year: 144 Trading Day No: 92																		
Section 7: Index Options																	Thursday, 18 May, 2023																		
FTSE/Athex Large Cap																	(Trade Unit: 1 Index Point x 2€ - Exercise Style: European, Cash Settlement)																		
Call Options																	Put Options																		
May 2023								June 2023							Other Months		May 2023								June 2023							Other Months			
Exerise Price	Open price	Price max	Price min	Last price	Closing price	Volume	Open Interest	Open price	Price max	Price min	Last price	Closing price	Volume	Open Interest	Volume	Open Interest	Open price	Price max	Price min	Last price	Closing price	Volume	Open Interest	Open price	Price max	Price min	Last price	Closing price	Volume	Open Interest	Volume	Open Interest	Exerise Price		
1,725	-	-	-	-	-	-	-	0.00	0.00	0.00	-	1,031.00	-	-			-	-	-	-	-	-	-	0.00	0.00	0.00	-	0.01	-	-			1,725		
1,750	-	-	-	-	-	-	-	0.00	0.00	0.00	-	1,006.00	-	-			-	-	-	-	-	-	-	0.00	0.00	0.00	-	0.01	-	-			1,750		
1,775	-	-	-	-	-	-	-	0.00	0.00	0.00	-	981.00	-	-			-	-	-	-	-	-	-	0.00	0.00	0.00	-	0.02	-	-			1,775		
1,800	-	-	-	-	-	-	-	0.00	0.00	0.00	-	956.00	-	-			-	-	-	-	-	-	-	0.00	0.00	0.00	-	0.01	-	-			1,800		
1,825	-	-	-	-	-	-	-	0.00	0.00	0.00	-	931.00	-	-			-	-	-	-	-	-	-	0.00	0.00	0.00	-	0.01	-	-			1,825		
1,850	-	-	-	-	-	-	-	0.00	0.00	0.00	-	906.00	-	-			-	-	-	-	-	-	-	0.00	0.00	0.00	-	0.01	-	-			1,850		
1,875	-	-	-	-	-	-	-	0.00	0.00	0.00	-	882.00	-	-			-	-	-	-	-	-	-	0.00	0.00	0.00	-	0.01	-	-			1,875		
1,900	-	-	-	-	-	-	-	0.00	0.00	0.00	-	857.00	-	-			-	-	-	-	-	-	-	0.00	0.00	0.00	-	0.01	-	-			1,900		
1,925	-	-	-	-	-	-	-	0.00	0.00	0.00	-	832.00	-	-			-	-	-	-	-	-	-	0.00	0.00	0.00	-	0.01	-	-			1,925		
1,950	-	-	-	-	-	-	-	0.00	0.00	0.00	-	807.00	-	-			-	-	-	-	-	-	-	0.00	0.00	0.00	-	0.01	-	-			1,950		
1,975	-	-	-	-	-	-	-	0.00	0.00	0.00	-	782.00	-	-			-	-	-	-	-	-	-	0.00	0.00	0.00	-	0.01	-	-			1,975		
2,000	-	-	-	-	-	-	-	0.00	0.00	0.00	-	757.00	-	-			-	-	-	-	-	-	-	0.00	0.00	0.00	-	0.01	-	-			2,000		
2,050	-	-	-	-	-	-	-	0.00	0.00	0.00	-	707.00	-	-			-	-	-	-	-	-	-	0.00	0.00	0.00	-	0.01	-	-			2,050		
2,100	-	-	-	-	-	-	-	0.00	0.00	0.00	-	657.00	-	-			-	-	-	-	-	-	-	0.00	0.00	0.00	-	0.01	-	-			2,100		
2,150	-	-	-	-	-	-	-	0.00	0.00	0.00	-	607.00	-	-			-	-	-	-	-	-	-	0.00	0.00	0.00	-	0.01	-	-			2,150		
2,200	0.00	0.00	0.00	-	567.00	-	-	0.00	0.00	0.00	-	557.00	-	-			0.00	0.00	0.00	-	0.01	-	-	0.00	0.00	0.00	-	0.01	-	-			2,200		
2,250	0.00	0.00	0.00	-	517.00	-	-	0.00	0.00	0.00	-	507.00	-	-			0.00	0.00	0.00	-	0.01	-	-	0.00	0.00	0.00	-	0.02	-	-			2,250		
2,300	0.00	0.00	0.00	-	467.00	-	-	0.00	0.00	0.00	-	457.00	-	-			0.00	0.00	0.00	-	0.01	-	-	0.00	0.00	0.00	-	0.07	-	-			2,300		
2,350	0.00	0.00	0.00	-	417.00	-	-	0.00	0.00	0.00	-	408.00	-	-			0.00	0.00	0.00	-	0.01	-	-	0.00	0.00	0.00	-	0.24	-	-			2,350		
2,400	0.00	0.00	0.00	-	367.00	-	-	0.00	0.00	0.00	-	358.00	-	-			0.00	0.00	0.00	-	0.01	-	20	0.00	0.00	0.00	-	0.68	-	-			2,400		
2,450	0.00	0.00	0.00	-	317.00	-	40	0.00	0.00	0.00	-	309.00	-	-			0.00	0.00	0.00	-	0.01	-	-	0.00	0.00	0.00	-	1.70	-	-			2,450		
2,500	0.00	0.00	0.00	-	267.00	-	20	0.00	0.00	0.00	-	261.00	-	-			0.00	0.00	0.00	-	0.01	-	67	0.00	0.00	0.00	-	3.90	-	-			2,500		
2,550	0.00	0.00	0.00	-	217.00	-	60	0.00	0.00	0.00	-	216.00	-	-			0.00	0.00	0.00	-	0.01	-	175	0.00	0.00	0.00	-	8.00	-	17			2,550		
2,600	0.00	0.00	0.00	-	167.00	-	20	0.00	0.00	0.00	-	173.00	-	20			0.00	0.00	0.00	-	0.01	-	164	0.00	0.00	0.00	-	15.00	-	48			2,600		
2,650	0.00	0.00	0.00	-	117.00	-	24	0.00	0.00	0.00	-	134.00	-	80			0.00	0.00	0.00	-	0.01	-	143	26.00	26.00	26.00	26.00	26.00	15	263			2,650		
2,700	0.00	0.00	0.00	-	68.00	-	271	0.00	0.00	0.00	-	100.00	-	40			0.00	0.00	0.00	-	0.62	-	170	43.25	43.25	43.25	43.25	43.25	20	253			2,700		
2,750	28.50	30.50	19.50	19.50	19.50	145	62	75.00	75.00	75.00	75.00	75.00	5	20			0.00	30.50	0.00	-	8.30	-	187	0.00	0.00	0.00	-	64.00	-	60			2,750		
2,800	7.40	7.40	3.00	3.00	3.00	4	55	0.00	0.00	0.00	-	49.50	-	112			0.00	7.40	0.00	-	37.25	-	-	0.00	0.00	0.00	-	91.50	-	40			2,800		
2,850	0.00	0.00	0.00	-	0.26	-	-	0.00	0.00	0.00	-	32.75	-	20			0.00	0.00	0.00	-	83.00	-	-	0.00	0.00	0.00	-	124.00	-	20			2,850		
2,900	0.00	0.00	0.00	-	0.10	-	-	0.00	0.00	0.00	-	20.50	-	-			0.00	0.00	0.00	-	133.00	-	-	0.00	0.00	0.00	-	162.00	-	-			2,900		
2,950	0.00	0.00	0.00	-	0.07	-	-	0.00	0.00	0.00	-	12.50	-	-			0.00	0.00	0.00	-	183.00	-	-	0.00	0.00	0.00	-	204.00	-	-			2,950		
3,000	0.00	0.00	0.00	-	0.01	-	-	0.00	0.00	0.00	-	7.10	-	-			0.00	0.00	0.00	-	233.00	-	-	0.00	0.00	0.00	-	249.00	-	-			3,000		
3,050	-	-	-	-	-	-	-	0.00	0.00	0.00	-	3.90	-	-			-	-	-	-	-	-	-	0.00	0.00	0.00	-	295.00	-	-			3,050		
Totals:						149	552							5	292	0	0							0	926							35	701	0	0
Number of Trades:						9								1		0								0								3		0	

Hellenic Exchanges – Athens Stock Exchange S.A.

Market Analysis & Communication Unit

Section 7, 1/1

ALPHA SERVICES HOLD (CR)

(Contract Size: 100 Securities, Exercise Style: American, Physical Delivery)

Call Options																Put Options																				
May 2023								June 2023								Other Months		May 2023								June 2023								Other Months		
Exercise Price	Open price	Price max	Price min	Last price	Closing price	Volume	Open Interest	Open price	Price max	Price min	Last price	Closing price	Volume	Open Interest	Volume	Open Interest	Open price	Price max	Price min	Last price	Closing price	Volume	Open Interest	Open price	Price max	Price min	Last price	Closing price	Volume	Open Interest	Volume	Open Interest	Exercise Price			
0.500						-	-	0.000	0.000	0.000		0.691	-	-									-	-	0.000	0.000	0.000		0.001	-	-		0.005			
0.550						-	-	0.000	0.000	0.000		0.641	-	-									-	-	0.000	0.000	0.000		0.001	-	-		0.006			
0.600						-	-	0.000	0.000	0.000		0.591	-	-									-	-	0.000	0.000	0.000		0.001	-	-		0.006			
0.650						-	-	0.000	0.000	0.000		0.541	-	-									-	-	0.000	0.000	0.000		0.001	-	-		0.007			
0.700						-	-	0.000	0.000	0.000		0.491	-	-									-	-	0.000	0.000	0.000		0.001	-	-		0.007			
0.750						-	-	0.000	0.000	0.000		0.441	-	-									-	-	0.000	0.000	0.000		0.002	-	-		0.008			
0.800	0.000	0.000	0.000		0.390	-	-	0.000	0.000	0.000		0.391	-	-			0.000	0.000	0.000		0.001	-	-	0.000	0.000	0.000		0.001	-	-		0.008				
0.850	0.000	0.000	0.000		0.340	-	-	0.000	0.000	0.000		0.342	-	-			0.000	0.000	0.000		0.001	-	-	0.000	0.000	0.000		0.001	-	-		0.009				
0.900	0.000	0.000	0.000		0.290	-	-	0.000	0.000	0.000		0.292	-	-			0.000	0.000	0.000		0.001	-	-	0.000	0.000	0.000		0.001	-	-		0.009				
0.950	0.000	0.000	0.000		0.240	-	-	0.000	0.000	0.000		0.244	-	-			0.000	0.000	0.000		0.001	-	-	0.000	0.000	0.000		0.002	-	-		0.010				
1.000	0.000	0.000	0.000		0.190	-	7	0.000	0.000	0.000		0.198	-	-			0.000	0.000	0.000		0.001	-	-	0.000	0.000	0.000		0.006	-	-		0.010				
1.100	0.000	0.000	0.000		0.093	-	-	0.000	0.000	0.000		0.117	-	-			0.000	0.000	0.000		0.003	-	20	0.000	0.000	0.000		0.025	-	-		0.011				
1.200	0.000	0.000	0.000		0.025	-	2	0.000	0.000	0.000		0.060	-	-			0.000	0.000	0.000		0.035	-	-	0.000	0.000	0.000		0.068	-	-		0.012				
1.300	0.000	0.000	0.000		0.003	-	-	0.000	0.000	0.000		0.026	-	-			0.000	0.000	0.000		0.112	-	-	0.000	0.000	0.000		0.134	-	-		0.013				
1.400	0.000	0.000	0.000		0.001	-	-	0.000	0.000	0.000		0.009	-	-			0.000	0.000	0.000		0.210	-	-	0.000	0.000	0.000		0.218	-	-		0.014				
1.500	0.000	0.000	0.000		0.001	-	-	0.000	0.000	0.000		0.003	-	-			0.000	0.000	0.000		0.310	-	-	0.000	0.000	0.000		0.312	-	-		0.015				
1.600	0.000	0.000	0.000		0.001	-	-	0.000	0.000	0.000		0.001	-	-			0.000	0.000	0.000		0.410	-	-	0.000	0.000	0.000		0.410	-	-		0.016				
1.700	0.000	0.000	0.000		0.001	-	-	0.000	0.000	0.000		0.001	-	-			0.000	0.000	0.000		0.510	-	-	0.000	0.000	0.000		0.510	-	-		0.017				
1.800	0.000	0.000	0.000		0.001	-	-	0.000	0.000	0.000		0.002	-	-			0.000	0.000	0.000		0.610	-	-	0.000	0.000	0.000		0.610	-	-		0.018				
1.900	0.000	0.000	0.000		0.001	-	-	0.000	0.000	0.000		0.001	-	-			0.000	0.000	0.000		0.710	-	-	0.000	0.000	0.000		0.710	-	-		0.019				
2.000	0.000	0.000	0.000		0.001	-	-	0.000	0.000	0.000		0.002	-	-			0.000	0.000	0.000		0.810	-	-	0.000	0.000	0.000		0.810	-	-		0.020				
Totals:						0	9							0	0	0	0							0	20	0	20	0	0							
Number of Trades:						0								0		0								0.00		0		0								

NATIONAL BANK (CR)

(Contract Size: 100 Securities, Exercise Style: American, Physical Delivery)

Call Options															Put Options																					
May 2023								June 2023								Other Months		May 2023								June 2023								Other Months		
Exercise Price	Open price	Price max	Price min	Last price	Closing price	Volume	Open Interest	Open price	Price max	Price min	Last price	Closing price	Volume	Open Interest	Volume	Open Interest	Open price	Price max	Price min	Last price	Closing price	Volume	Open Interest	Open price	Price max	Price min	Last price	Closing price	Volume	Open Interest	Volume	Open Interest	Exercise Price			
1.900						-	-	0.000	0.000	0.000		3.48	-	-								-	-	0.000	0.000	0.000		0.001	-	-			0.019			
2.000						-	-	0.000	0.000	0.000		3.38	-	-								-	-	0.000	0.000	0.000		0.002	-	-			0.020			
2.200						-	-	0.000	0.000	0.000		3.18	-	-								-	-	0.000	0.000	0.000		0.001	-	-			0.022			
2.400						-	-	0.000	0.000	0.000		2.98	-	-								-	-	0.000	0.000	0.000		0.001	-	-			0.024			
2.600						-	-	0.000	0.000	0.000		2.78	-	-								-	-	0.000	0.000	0.000		0.001	-	-			0.026			
2.800						-	-	0.000	0.000	0.000		2.58	-	-								-	-	0.000	0.000	0.000		0.001	-	-			0.028			
3.000						-	-	0.000	0.000	0.000		2.38	-	-								-	-	0.000	0.000	0.000		0.001	-	-			0.030			
3.200	0.000	0.000	0.000		2.18	-	-	0.000	0.000	0.000		2.19	-	-			0.000	0.000	0.000		0.001	-	-	0.000	0.000	0.000		0.001	-	-			0.032			
3.400	0.000	0.000	0.000		1.98	-	-	0.000	0.000	0.000		1.99	-	-			0.000	0.000	0.000		0.001	-	-	0.000	0.000	0.000		0.001	-	-			0.034			
3.600	0.000	0.000	0.000		1.78	-	-	0.000	0.000	0.000		1.79	-	-			0.000	0.000	0.000		0.001	-	-	0.000	0.000	0.000		0.002	-	-			0.036			
3.800	0.000	0.000	0.000		1.58	-	-	0.000	0.000	0.000		1.59	-	-			0.000	0.000	0.000		0.001	-	-	0.000	0.000	0.000		0.001	-	-			0.038			
4.000	0.000	0.000	0.000		1.38	-	-	0.000	0.000	0.000		1.39	-	-			0.000	0.000	0.000		0.001	-	-	0.000	0.000	0.000		0.002	-	-			0.040			
4.400	0.000	0.000	0.000		0.980	-	-	0.000	0.000	0.000		1.00	-	-			0.000	0.000	0.000		0.001	-	2	0.000	0.000	0.000		0.015	-	-			0.044			
4.800	0.000	0.000	0.000		0.581	-	2	0.000	0.000	0.000		0.651	-	-			0.000	0.000	0.000		0.004	-	-	0.000	0.000	0.000		0.063	-	-			0.048			
5.200	0.000	0.000	0.000		0.190	-	-	0.310	0.310	0.310	0.310	0.310	1	7			0.000	0.000	0.000		0.009	-	-	0.000	0.000	0.000		0.183	-	-			0.052			
5.600	0.000	0.000	0.000		0.006	-	-	0.000	0.000	0.000		0.185	-	-			0.000	0.000	0.000		0.226	-	-	0.000	0.000	0.000		0.396	-	-			0.056			
6.000	0.000	0.000	0.000		0.002	-	-	0.000	0.000	0.000		0.079	-	-			0.000	0.000	0.000		0.620	-	-	0.000	0.000	0.000		0.691	-	-			0.060			
6.400	0.000	0.000	0.000		0.002	-	-	0.000	0.000	0.000		0.030	-	-			0.000	0.000	0.000		1.02	-	-	0.000	0.000	0.000		1.04	-	-			0.064			
6.800	0.000	0.000	0.000		0.001	-	-	0.000	0.000	0.000		0.010	-	-			0.000	0.000	0.000		1.42	-	-	0.000	0.000	0.000		1.42	-	-			0.068			
7.200	0.000	0.000	0.000		0.001	-	-	0.000	0.000	0.000		0.003	-	-			0.000	0.000	0.000		1.82	-	-	0.000	0.000	0.000		1.82	-	-			0.072			
7.600	0.000	0.000	0.000		0.001	-	-	0.000	0.000	0.000		0.001	-	-			0.000	0.000	0.000		2.22	-	-	0.000	0.000	0.000		2.22	-	-			0.076			
Totals:						0	2							1	7	0	0							0	2							0	270	0	0	
Number of Trades:						0								1		0								0.00								0		0		

OPAP (CR)

(Contract Size: 100 Securities, Exercise Style: American, Physical Delivery)

Call Options															Put Options																				
May 2023								June 2023								Other Months		May 2023								June 2023								Other Months	
Exerise Price	Open price	Price max	Price min	Last price	Closing price	Volume	Open Interest	Open price	Price max	Price min	Last price	Closing price	Volume	Open Interest	Volume	Open Interest	Open price	Price max	Price min	Last price	Closing price	Volume	Open Interest	Open price	Price max	Price min	Last price	Closing price	Volume	Open Interest	Volume	Open Interest	Exerise Price		
8.800						-	-	0.000	0.000	0.000		6.91	-	-								-	-	0.000	0.000	0.000		0.001	-	-			0.088		
9.200						-	-	0.000	0.000	0.000		6.52	-	-								-	-	0.000	0.000	0.000		0.001	-	-			0.092		
9.600	0.000	0.000	0.000		6.10	-	-	0.000	0.000	0.000		6.12	-	-			0.000	0.000	0.000		0.001	-	-	0.000	0.000	0.000		0.001	-	-			0.096		
10.000	0.000	0.000	0.000		5.70	-	-	0.000	0.000	0.000		5.72	-	-			0.000	0.000	0.000		0.001	-	-	0.000	0.000	0.000		0.001	-	-			0.100		
11.000	0.000	0.000	0.000		4.70	-	-	0.000	0.000	0.000		4.72	-	-			0.000	0.000	0.000		0.001	-	-	0.000	0.000	0.000		0.001	-	-			0.110		
12.000	0.000	0.000	0.000		3.70	-	-	0.000	0.000	0.000		3.72	-	-			0.000	0.000	0.000		0.001	-	-	0.000	0.000	0.000		0.001	-	-			0.120		
13.000	0.000	0.000	0.000		2.70	-	-	0.000	0.000	0.000		2.73	-	-			0.000	0.000	0.000		0.002	-	-	0.000	0.000	0.000		0.004	-	-			0.130		
14.000	0.000	0.000	0.000		1.70	-	-	0.000	0.000	0.000		1.77	-	-			0.000	0.000	0.000		0.001	-	20	0.000	0.000	0.000		0.044	-	-			0.140		
15.000	0.000	0.000	0.000		0.702	-	-	0.000	0.000	0.000		0.948	-	-			0.000	0.000	0.000		0.001	-	32	0.000	0.000	0.000		0.224	-	-			0.150		
16.000	0.000	0.000	0.000		0.022	-	14	0.000	0.000	0.000		0.398	-	50			0.000	0.000	0.000		0.321	-	-	0.000	0.000	0.000		0.674	-	-			0.160		
17.000	0.000	0.000	0.000		0.001	-	-	0.000	0.000	0.000		0.127	-	-			0.000	0.000	0.000		1.30	-	-	0.000	0.000	0.000		1.41	-	-			0.170		
18.000	0.000	0.000	0.000		0.004	-	-	0.000	0.000	0.000		0.030	-	-			0.000	0.000	0.000		2.30	-	-	0.000	0.000	0.000		2.31	-	-			0.180		
19.000	0.000	0.000	0.000		0.001	-	-	0.000	0.000	0.000		0.005	-	-			0.000	0.000	0.000		3.30	-	-	0.000	0.000	0.000		3.30	-	-			0.190		
20.000	0.000	0.000	0.000		0.001	-	-	0.000	0.000	0.000		0.001	-	-			0.000	0.000	0.000		4.30	-	-	0.000	0.000	0.000		4.30	-	-			0.200		
22.000	0.000	0.000	0.000		0.001	-	-	0.000	0.000	0.000		0.001	-	-			0.000	0.000	0.000		6.30	-	-	0.000	0.000	0.000		6.30	-	-			0.220		
Totals:						0	14							0	50	0	0							0	52							0	0	0	0
Number of Trades:						0								0		0								0.00								0		0	



OTE (CR)

(Contract Size: 100 Securities, Exercise Style: American, Physical Delivery)

Call Options															Put Options																		
May 2023							June 2023							Other Months		May 2023							June 2023							Other Months			
Exerise Price	Open price	Price max	Price min	Last price	Closing price	Volume	Open Interest	Open price	Price max	Price min	Last price	Closing price	Volume	Open Interest	Volume	Open Interest	Open price	Price max	Price min	Last price	Closing price	Volume	Open Interest	Open price	Price max	Price min	Last price	Closing price	Volume	Open Interest	Volume	Open Interest	Exerise Price
9.200	0.000	0.000	0.000		4.59	-	-	0.000	0.000	0.000		4.61	-	-			0.000	0.000	0.000		0.001	-	-	0.000	0.000	0.000		0.001	-	-			0.092
9.600	0.000	0.000	0.000		4.19	-	-	0.000	0.000	0.000		4.21	-	-			0.000	0.000	0.000		0.001	-	-	0.000	0.000	0.000		0.001	-	-			0.096
10.000	0.000	0.000	0.000		3.79	-	-	0.000	0.000	0.000		3.81	-	-			0.000	0.000	0.000		0.001	-	-	0.000	0.000	0.000		0.001	-	-			0.100
11.000	0.000	0.000	0.000		2.79	-	-	0.000	0.000	0.000		2.81	-	-			0.000	0.000	0.000		0.003	-	-	0.000	0.000	0.000		0.001	-	-			0.110
12.000	0.000	0.000	0.000		1.79	-	-	0.000	0.000	0.000		1.82	-	-			0.000	0.000	0.000		0.001	-	-	0.000	0.000	0.000		0.007	-	-			0.120
13.000	0.000	0.000	0.000		0.792	-	-	0.000	0.000	0.000		0.912	-	-			0.000	0.000	0.000		0.001	-	4	0.000	0.000	0.000		0.101	-	-			0.130
14.000	0.000	0.000	0.000		0.055	-	-	0.000	0.000	0.000		0.305	-	-			0.000	0.000	0.000		0.263	-	-	0.000	0.000	0.000		0.493	-	-			0.140
15.000	0.000	0.000	0.000		0.002	-	-	0.000	0.000	0.000		0.060	-	-			0.000	0.000	0.000		1.21	-	-	0.000	0.000	0.000		1.25	-	-			0.150
16.000	0.000	0.000	0.000		0.001	-	-	0.000	0.000	0.000		0.007	-	-			0.000	0.000	0.000		2.21	-	-	0.000	0.000	0.000		2.21	-	-			0.160
17.000	0.000	0.000	0.000		0.001	-	-	0.000	0.000	0.000		0.001	-	-			0.000	0.000	0.000		3.21	-	-	0.000	0.000	0.000		3.21	-	-			0.170
18.000	0.000	0.000	0.000		0.001	-	-	0.000	0.000	0.000		0.001	-	-			0.000	0.000	0.000		4.21	-	-	0.000	0.000	0.000		4.21	-	-			0.180
19.000	0.000	0.000	0.000		0.001	-	-	0.000	0.000	0.000		0.001	-	-			0.000	0.000	0.000		5.21	-	-	0.000	0.000	0.000		5.21	-	-			0.190
20.000	0.000	0.000	0.000		0.001	-	-	0.000	0.000	0.000		0.001	-	-			0.000	0.000	0.000		6.21	-	-	0.000	0.000	0.000		6.21	-	-			0.200
22.000						-	-	0.000	0.000	0.000		0.001	-	-								-	-	0.000	0.000	0.000		8.21	-	-			0.220
24.000						-	-	0.000	0.000	0.000		0.001	-	-								-	-	0.000	0.000	0.000		10.21	-	-			0.240
Totals:						0	0						0	0	0	0						0	4					0	0	0	0		
Number of Trades:							0						0	0								0.00					0			0			

PIRAEUS FINANCIAL HOLD (CR)

(Contract Size: 100 Securities, Exercise Style: American, Physical Delivery)

Call Options														Put Options																						
May 2023								June 2023								Other Months		May 2023								June 2023								Other Months		
Exerise Price	Open price	Price max	Price min	Last price	Closing price	Volume	Open Interest	Open price	Price max	Price min	Last price	Closing price	Volume	Open Interest	Volume	Open Interest	Open price	Price max	Price min	Last price	Closing price	Volume	Open Interest	Open price	Price max	Price min	Last price	Closing price	Volume	Open Interest	Volume	Open Interest	Exerise Price			
0.500						-	-	0.000	0.000	0.000		1.88	-	-								0.001	-	-	0.000	0.000	0.000		0.001	-	-			0.005		
0.550						-	-	0.000	0.000	0.000		1.83	-	-								0.001	-	-	0.000	0.000	0.000		0.001	-	-			0.006		
0.600						-	-	0.000	0.000	0.000		1.78	-	-								0.001	-	-	0.000	0.000	0.000		0.001	-	-			0.006		
0.650						-	-	0.000	0.000	0.000		1.73	-	-								0.001	-	-	0.000	0.000	0.000		0.001	-	-			0.007		
0.700						-	-	0.000	0.000	0.000		1.68	-	-								0.001	-	-	0.000	0.000	0.000		0.001	-	-			0.007		
0.750						-	-	0.000	0.000	0.000		1.63	-	-								0.001	-	-	0.000	0.000	0.000		0.001	-	-			0.008		
0.800						-	-	0.000	0.000	0.000		1.58	-	-								0.001	-	-	0.000	0.000	0.000		0.001	-	-			0.008		
0.850						-	-	0.000	0.000	0.000		1.53	-	-								0.001	-	-	0.000	0.000	0.000		0.001	-	-			0.009		
0.900						-	-	0.000	0.000	0.000		1.48	-	-								0.001	-	-	0.000	0.000	0.000		0.001	-	-			0.009		
0.950						-	-	0.000	0.000	0.000		1.43	-	-								0.001	-	-	0.000	0.000	0.000		0.001	-	-			0.010		
1.000						-	-	0.000	0.000	0.000		1.38	-	-								0.001	-	-	0.000	0.000	0.000		0.001	-	-			0.010		
1.100						-	-	0.000	0.000	0.000		1.28	-	-								0.001	-	-	0.000	0.000	0.000		0.001	-	-			0.011		
1.200						-	-	0.000	0.000	0.000		1.18	-	-								0.001	-	-	0.000	0.000	0.000		0.001	-	-			0.012		
1.300	0.000	0.000	0.000		1.08	-	-	0.000	0.000	0.000		1.08	-	-			0.000	0.000	0.000		0.001	-	-	0.000	0.000	0.000		0.001	-	-			0.013			
1.400	0.000	0.000	0.000		0.980	-	-	0.000	0.000	0.000		0.982	-	-			0.000	0.000	0.000		0.001	-	-	0.000	0.000	0.000		0.001	-	-			0.014			
1.500	0.000	0.000	0.000		0.880	-	-	0.000	0.000	0.000		0.883	-	-			0.000	0.000	0.000		0.001	-	-	0.000	0.000	0.000		0.002	-	-			0.015			
1.600	0.000	0.000	0.000		0.780	-	-	0.000	0.000	0.000		0.783	-	-			0.000	0.000	0.000		0.001	-	-	0.000	0.000	0.000		0.001	-	-			0.016			
1.700	0.000	0.000	0.000		0.680	-	-	0.000	0.000	0.000		0.683	-	-			0.000	0.000	0.000		0.001	-	-	0.000	0.000	0.000		0.001	-	-			0.017			
1.800	0.000	0.000	0.000		0.580	-	-	0.000	0.000	0.000		0.585	-	-			0.000	0.000	0.000		0.003	-	-	0.000	0.000	0.000		0.002	-	-			0.018			
1.900	0.000	0.000	0.000		0.480	-	-	0.000	0.000	0.000		0.489	-	-			0.000	0.000	0.000		0.001	-	-	0.000	0.000	0.000		0.005	-	-			0.019			
2.000	0.000	0.000	0.000		0.380	-	-	0.000	0.000	0.000		0.397	-	-			0.000	0.000	0.000		0.001	-	-	0.000	0.000	0.000		0.014	-	-			0.020			
2.200	0.000	0.000	0.000		0.182	-	3	0.000	0.000	0.000		0.236	-	2			0.000	0.000	0.000		0.002	-	-	0.000	0.000	0.000		0.052	-	-			0.022			
2.400	0.000	0.000	0.000		0.035	-	-	0.000	0.000	0.000		0.121	-	-			0.000	0.000	0.000		0.055	-	-	0.000	0.000	0.000		0.137	-	-			0.024			
2.600	0.000	0.000	0.000		0.001	-	-	0.000	0.000	0.000		0.053	-	-			0.000	0.000	0.000		0.221	-	-	0.000	0.000	0.000		0.269	-	-			0.026			
2.800	0.000	0.000	0.000		0.001	-	-	0.000	0.000	0.000		0.020	-	-			0.000	0.000	0.000		0.420	-	-	0.000	0.000	0.000		0.437	-	-			0.028			
3.000	0.000	0.000	0.000		0.003	-	-	0.000	0.000	0.000		0.006	-	-			0.000	0.000	0.000		0.620	-	-	0.000	0.000	0.000		0.624	-	-			0.030			
3.200	0.000	0.000	0.000		0.001	-	-	0.000	0.000	0.000		0.002	-	-			0.000	0.000	0.000		0.820	-	-	0.000	0.000	0.000		0.820	-	-			0.032			
3.400	0.000	0.000	0.000		0.002	-	-	0.000	0.000	0.000		0.001	-	-			0.000	0.000	0.000		1.02	-	-	0.000	0.000	0.000		1.02	-	-			0.034			
Totals:						0	3							0	2	0	0							0	0							0	3	0	0	
Number of Trades:						0							0							0.00							0							0		

PPC (CR)

(Contract Size: 100 Securities, Exercise Style: American, Physical Delivery)

Call Options															Put Options																				
May 2023								June 2023							Other Months		May 2023								June 2023							Other Months			
Exerise Price	Open price	Price max	Price min	Last price	Closing price	Volume	Open Interest	Open price	Price max	Price min	Last price	Closing price	Volume	Open Interest	Volume	Open Interest	Open price	Price max	Price min	Last price	Closing price	Volume	Open Interest	Open price	Price max	Price min	Last price	Closing price	Volume	Open Interest	Volume	Open Interest	Exerise Price		
3.400						-	-	0.000	0.000	0.000		4.91	-	-								-	-	0.000	0.000	0.000		0.001	-	-			0.034		
3.600						-	-	0.000	0.000	0.000		4.71	-	-								-	-	0.000	0.000	0.000		0.001	-	-			0.036		
3.800						-	-	0.000	0.000	0.000		4.51	-	-								-	-	0.000	0.000	0.000		0.001	-	-			0.038		
4.000						-	-	0.000	0.000	0.000		4.31	-	-								-	-	0.000	0.000	0.000		0.001	-	-			0.040		
4.400						-	-	0.000	0.000	0.000		3.91	-	-								-	-	0.000	0.000	0.000		0.001	-	-			0.044		
4.800						-	-	0.000	0.000	0.000		3.51	-	-								-	-	0.000	0.000	0.000		0.001	-	-			0.048		
5.200						-	-	0.000	0.000	0.000		3.11	-	-								-	-	0.000	0.000	0.000		0.001	-	-			0.052		
5.600	0.000	0.000	0.000		2.70	-	-	0.000	0.000	0.000		2.71	-	-			0.000	0.000	0.000		0.001	-	-	0.000	0.000	0.000		0.001	-	-			0.056		
6.000	0.000	0.000	0.000		2.30	-	-	0.000	0.000	0.000		2.31	-	-			0.000	0.000	0.000		0.001	-	-	0.000	0.000	0.000		0.001	-	-			0.060		
6.400	0.000	0.000	0.000		1.90	-	-	0.000	0.000	0.000		1.91	-	-			0.000	0.000	0.000		0.001	-	-	0.000	0.000	0.000		0.002	-	-			0.064		
6.800	0.000	0.000	0.000		1.50	-	-	0.000	0.000	0.000		1.52	-	-			0.000	0.000	0.000		0.001	-	1	0.000	0.000	0.000		0.012	-	-			0.068		
7.200	0.000	0.000	0.000		1.10	-	-	0.000	0.000	0.000		1.15	-	-			0.000	0.000	0.000		0.001	-	4	0.000	0.000	0.000		0.040	-	-			0.072		
7.600	0.000	0.000	0.000		0.701	-	55	0.000	0.000	0.000		0.818	-	56			0.000	0.000	0.000		0.001	-	-	0.000	0.000	0.000		0.106	-	-			0.076		
8.000	0.370	0.370	0.370	0.370	0.370	50	50	0.000	0.000	0.000		0.540	-	-			0.000	0.000	0.000		0.011	-	5	0.297	0.297	0.297	0.297	0.297	5	0			0.080		
8.400	0.000	0.000	0.000		0.053	-	11	0.393	0.548	0.379	0.386	0.386	31	7			0.000	0.000	0.000		0.153	-	-	0.324	0.324	0.324	0.324	0.324	5	0			0.084		
8.800	0.000	0.000	0.000		0.002	-	5	0.247	0.287	0.237	0.237	0.237	520	323			0.000	0.000	0.000		0.501	-	-	0.000	0.000	0.000		0.672	-	-			0.088		
9.200	0.000	0.000	0.000		0.001	-	-	0.000	0.000	0.000		0.096	-	-			0.000	0.000	0.000		0.900	-	-	0.000	0.000	0.000		0.984	-	-			0.092		
9.600	0.000	0.000	0.000		0.001	-	-	0.000	0.000	0.000		0.046	-	-			0.000	0.000	0.000		1.30	-	-	0.000	0.000	0.000		1.34	-	-			0.096		
10.000	0.000	0.000	0.000		0.001	-	-	0.000	0.000	0.000		0.020	-	-			0.000	0.000	0.000		1.70	-	-	0.000	0.000	0.000		1.71	-	-			0.100		
11.000	0.000	0.000	0.000		0.001	-	-	0.000	0.000	0.000		0.002	-	-			0.000	0.000	0.000		2.70	-	-	0.000	0.000	0.000		2.70	-	-			0.110		
Totals:						50	121							551	386	0	0							50	10							10	3	0	0
Number of Trades:							1							33		0							0.00							2			0		

Lending Products	Underlying Title	Multilateral Transactions[1]					Bilateral Transactions[2]		Stock Borrowing through OTC (volume)[3]
		Open Interest[5]	Volume(Offered)	Average Weighted	Transactions volume	Average Weighted	Transactions Volume	Average Weighted	Transactions Volume
ADMIEBOR	ADMIE (IPTO) HOLDING S.A. (CR)	---	---	---	---	---	---	---	410,153
AEGNBOR	AEGEAN AIRLINES (CR)	---	---	---	---	---	---	---	24,094
ALPHABOR	ALPHA SERVICES HOLD (CR)	---	---	---	---	---	---	---	58,538,708
ALMYBOR	ALUMIL (CR)	---	---	---	---	---	---	---	---
OTOELBOR	AUTOHELLAS SA (CR)	11,360	---	---	---	---	---	---	90,063
AVAXBOR	AVAX S.A. (CR)	---	---	---	---	---	---	---	---
EEEBOR	CC HBC AG (CR)	8,986	---	---	---	---	---	---	41,108
CENERBOR	CENERGY HOLDINGS (CB)	---	---	---	---	---	---	---	---
ELLAKTORBOR	ELLAKTOR (CR)	9,960	---	---	---	---	---	---	214,176
ELHABOR	ELVALHALCOR (CR)	31,039	---	---	---	---	---	---	64,887
EUROBBOR	EUROBANK HOLDINGS (CR)	105,987	---	---	---	---	---	---	34,076,283
EYDAPBOR	EYDAP S.A. (CR)	17,951	---	---	---	---	---	---	185,574
FFGRPBOR	FOLLI FOLLIE (CR)	---	---	---	---	---	---	---	886,310
FOYRKBOR	FOURLIS (CR)	---	---	---	---	---	---	---	22,400
GEKTERNABOR	GEK TERNA (CR)	---	---	---	---	---	---	---	3,951
SARBOR	GR. SARANTIS S.A. (CR)	564	---	---	---	---	---	---	43,097
EXAEBOR	HELLENIC EXCHANGES-A.S.E. (CR)	4,000	---	---	---	---	---	---	207,401
ELPEBOR	HELLENIQ ENERGY (CR)	---	---	---	---	---	---	---	425,648
INTRKBOR	INTRACOM HOLDINGS (CR)	---	---	---	---	---	---	---	---
INKATBOR	INTRAKAT (CR)	---	---	---	---	---	---	---	---
BELABOR	JUMBO SA (CR)	52,836	---	---	---	---	---	---	353,272
LAMDABOR	LAMDA DEVELOPMENT SA (CR)	---	---	---	---	---	---	---	491,633
MIGBOR	MIG (CR)	1,361	---	---	433	10.00%	---	---	40,179
MOHBOR	MOTOR OIL (CR)	22,815	---	---	---	---	---	---	895,111
MYTILBOR	MYTILINEOS (CR)	1,750	---	---	---	---	---	---	118,381
ETEBOR	NATIONAL BANK (CR)	1,500	---	---	---	---	---	---	10,561,280
OPAPBOR	OPAP (CR)	2,000	---	---	---	---	---	---	1,430,101
HTOBOR	OTE (CR)	---	---	---	---	---	---	---	1,014,845
PPABOR	P.P.A. S.A. (CR)	3,250	---	---	---	---	---	---	65,287
TPEIRBOR	PIRAEUS FINANCIAL HOLD (CR)	5,000	---	---	---	---	---	---	914,308
PPCBOR	PPC (CR)	3,000	---	---	---	---	---	---	1,686,457

Stock Lending Notes

- [1] - Multilateral contracts Lending or Borrowing as per Methods 8-1, 8-2 and 8-3-3 (According to ATHEX BoD Resolution No.17)
- [2] - Billateral Contracts Lending or Borrowing as per Methods 8-3-1 and 8-3-2 (According to ATHEX BoD Resolution No.20 )
- [3] - The information concerning OTC Stock Borrowing Transactions is based on the statements of the Dematerialised Securities System (DSS) operators involved and refers to volumes that have been registered up until the previous working day.
- [4] - Average Price (Volume weighted)
- [5] - The Data concerning Open Interest before the start of trading session

Lending Products	Underlying Title	Multilateral Transactions[1]					Bilateral Transactions[2]		Stock Borrowing through OTC (volume)[3]
		Open Interest[5]	Volume(Offered)	Average Weighted	Transactions volume	Average Weighted	Transactions Volume	Average Weighted	Transactions Volume
QUALBOR	QUALITY & RELIABILITY SA (CR)	---	---	---	---	---	---	---	---
QUESTBOR	QUEST HOLDINGS (CR)	11,143	---	---	---	---	---	---	59,191
TENERGYBOR	TERNA ENERGY (CR)	---	---	---	---	---	---	---	90,494
TITCBOR	TITAN CEMENT (CB)	4,720	---	---	---	---	---	---	442,386
VIOBOR	VIOHALCO SA/NV (CB)	21,477	---	---	---	---	---	---	---

Stock Lending Notes

[1] - Multilateral contracts Lending or Borrowing as per Methods 8-1, 8-2 and 8-3-3 (According to ATHEX BoD Resolution No.17)

[2] - Bilateral Contracts Lending or Borrowing as per Methods 8-3-1 and 8-3-2 (According to ATHEX BoD Resolution No.20 )

[3] - The information concerning OTC Stock Borrowing Transactions is based on the statements of the Dematerialised Securities System (DSS) operators involved and refers to volumes that have been registered up until the previous working day.

[4] - Average Price (Volume weighted)

[5] - The Data concerning Open Interest before the start of trading session

## Sectors codification for listed companies

12003 -	ETF	10101010	Computer Services
10101015	Software	10102030	Computer Hardware
15101010	Telecommunications Equipment	15102015	Telecommunications Services
20101010	Health Care Facilities	20101025	Health Care Services
20102010	Medical Equipment	20103015	Pharmaceuticals
30101010	Banks	30202000	Diversified Financial Services
30202010	Asset Managers & Custodians	30202015	Investment Services
30204000	Closed End Investments	30302010	Full Line Insurance
30302015	Insurance Brokers	30302025	Property and Casualty Insurance
35101010	Real Estate Holding and Development	35101015	Real Estate Services
35102000	Diversified REITs	35102030	Office REITs
40201040	Rental & Leasing Services: Consumer	40202010	Home Construction
40202015	Household Furnishings	40202020	Household Appliance
40203040	Electronic Entertainment	40203045	Toys
40204020	Clothing & Accessories	40301010	Entertainment
40301030	Publishing	40301035	Radio & TV Broadcasters
40401010	Diversified Retailers	40401020	Apparel Retailers
40401025	Home Improvement Retailers	40401030	Specialty Retailers
40501010	Airlines	40501015	Travel & Tourism
40501020	Casinos & Gambling	40501025	Hotels & Motels
45101015	Distillers & Vintners	45101020	Soft Drinks
45102010	Farming Fishing Ranching & Plantations	45102020	Food Products
45103010	Tobacco	45201010	Food Retailers & Wholesalers
45201020	Personal Products	50101010	Construction
50101020	Building Roof/Wallboard and Plumbing	50101030	Cement
50101035	Building Materials: Other	50202010	Electrical Components
50203000	Diversified Industrials	50203015	Plastics
50203030	Containers & Packaging	50204000	Machinery: Industrial
50204020	Machinery: Construction & Handling	50205010	Industrial Suppliers
50205020	Back Office Support HR & Consulting	50205030	Forms & Bulk Printing Services
50206015	Commercial Vehicles & Parts	50206030	Marine Transportation
50206060	Transportation Services	55101000	Diversified Materials
55101020	Textile Products	55102000	General Mining
55102010	Iron & Steel	55102015	Metal Fabricating
55102035	Aluminum	60101020	Oil Refining and Marketing
65101010	Alternative Electricity	65101015	Conventional Electricity
65102030	Water		



*Athens Stock Exchange*

Λεωφ. Αθηνών 110 104 42 Αθήνα  
110, Athinon Ave. GR 104 42 Athens  
tel. (+30)210-33.66.800, fax (+30)210-33.66.101  
[www.athexgroup.gr](http://www.athexgroup.gr)