


23

Ημερήσιο Δελτίο
Συναλλακτικής Δραστηριότητας

Daily Official List
of Trading Activity

Wednesday, 21 June, 2023

Year: 144 Trading Day No: 115



ATHEXGROUP
Athens Exchange Group

Disclaimer:

Hellenic Exchanges-Athens Stock Exchange S.A. endeavours to ensure that the data and other material ("Information") presented on the Daily Official List are accurate and complete, but it is not liable for any errors or omissions of data or /and for the accuracy, credibility, updating and completeness of the aforesaid information nor it has any liability arising directly or indirectly from the use of the above Information.

The Company is not liable for the accuracy of the data included in listed companies' announcements. Only the sender of such an announcement is fully and solely liable for any infringement of third party's rights from the content of such announcement. All contents of the Daily Official List are provided only for information purposes and do not constitute investment advice or solicitation to invest in securities or other products listed for trading on the Exchange.

You acknowledge and agree that the Company is the owner of any property rights related to any Information appearing on the Daily Official List including intellectual property rights copyright, trademarks, etc.

The above data are a property of the Hellenic Exchanges-Athens Exchange and are copyright protected. Users are forbidden to reproduce, modify, copy, sale, transmit or redistribute, by all reproduction means and methods, part or the whole of the above data, without reference to their source.

The commercial exploitation of these data is, also, forbidden by third parties. Hellenic Exchanges-Athens Exchange does not carry any responsibility, direct or indirect, derived from usage or accidental alteration of the above data when used by third parties.

Hellenic Exchanges – Athens Stock Exchange S.A.

110 Athinon Ave., 10442 Athens, Tel: (210) 33.66.800, Fax: (210) 32.13.938

www.athexgroup.gr

Thessalonica Stock Exchange Center (T.S.E.C)

16-18 Katouni Str., Thessalonica 546 25 Tel: (2310) 567.667, Fax: (2310) 530.545

Athex Members Guarantee Fund

14-16 Fidiou Str., Athens 106 78, Tel: (210) 33.04.682, Fax: (210) 33.04.155

Hellenic Republic Capital Market Commission

1 Kolokotroni Str. & 1 Stadiou Str., Athens 10562 Tel: (210) 33.77.100 Fax: (210) 33.77.173

Table of Contents

Section 1: Statistical Figures of Securities, Derivatives and Lending

Summary of Markets

Athex Indices

Analytic Figures for Athex Market's Boards and Categories

Trading Details by Athex Sectors and Financial Instruments (ETFs)

Top 10 best & worst performing Shares

Derivatives Summary

Section 2: Analytic Figures of Shares Transactions

Analytic Figures of Shares Transactions

Shares' Notes

Section 3: Figures of Securities Transactions

Securities Blocks Details

Shares Rights Details

Stock Borrowing

Forced Sales Details

Forced Sales Registered Shares

Exchange Traded Funds (ETFs) Characteristics

Section 5: Bonds traded in Fixed Income Assets Market

Convertible Corporate Bonds - Regulated Market

Non Convertible Corporate Bonds - Regulated Market

Government Bonds

Treasury Bills & Zero Coupon Government Bonds

Government Bonds Traded with the Open Outcry Method

State Banks Bonds

Section 6: Additional Infos

Athex & ATHEXClear Members List

List of Stocks under Market Making operations

Section 7: Derivatives Market Analytic Figures

Index Futures

Stock Futures

Index Options

Stock Options

Stock Lending Analytic Figures

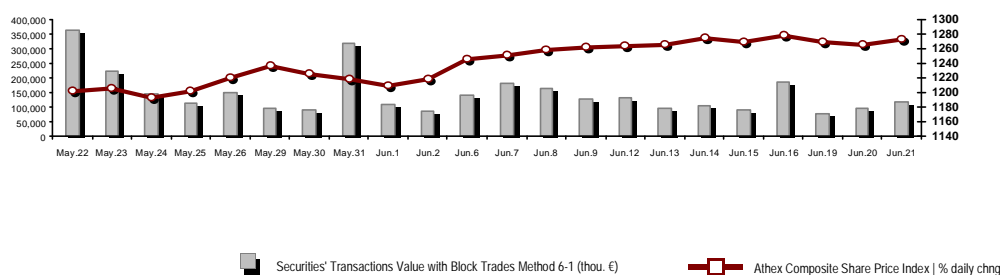
Appendix A: Sectors codification for listed companies

Section codification follows the corresponding from the Greek version of Daily Official List for reference purposes.

Hellenic Exchanges – Athens Stock Exchange S.A.Market Analysis & Communication Unit

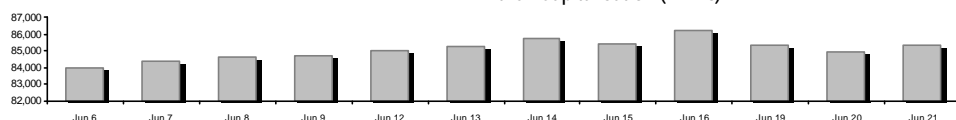
Summary of Markets

Athex Composite Share Price Index vs Shares and Derivatives Transactions Value



Athex Capitalisation (mill. €) **:	85,320.70		Derivatives Total Open Interest	439,450
Daily change: mill. € %	394.23	0.46%	in Index Futures % daily chng	6,043 -3.25%
Yearly Avg Capitalisation: mill. € % chng prev year Avg	75,196.63	19.25%	in Stock Futures % daily chng	432,469 2.36%
Athex Composite Share Price Index % daily chng	1,272.49	0.60%	in Index Options % daily chng	538 68.13%
Athex Composite Share Price Index Capitalisation (mill. €)	78,154.10		in Stock Options % daily chng	400 220.00%
Daily change (mill. €)	375.65			
Securities' Transactions Value with Block Trades Method 6-1 (t	117,184.50		Derivatives Contracts Volume:	31,491
Daily change: %	23,041.21	24.47%	Daily change: pieces %	-148 -0.47%
YtD Avg Trans. Value: thou. € % chng prev year Avg	108,946.17	50.79%	YtD Avg Derivatives Contracts % chng prev year Avg	50,962 48.35%
Blocks Transactions Value of Method 6-1 (thou. €)	20,111.12		Derivatives Trades Number:	1,965
Blocks Transactions Value of Method 6-2 & 6-3 (thou. €)	0.00		Daily change: number %	-314 -13.78%
Bonds Transactions Value (thou.€)	710.74		YtD Avg Trades number % chng prev year Avg	2,484 20.92%
Securities' Transactions Volume with Block Trades Method 6-1 (tho	34,377.26		Lending Total Open Interest	123,313
Daily change: thou. pieces %	10,605.17	44.61%	Daily change: pieces %	-134,458 -52.16%
YtD Avg Volume: % chng prev year Avg	39,390.63	38.94%	Lending Volume (Multilateral/Bilateral)	44,552
Blocks Transactions Volume of Method 6-1 (thou. Pieces)	6,188.34		Daily change: pieces %	34,152
Blocks Transactions Volume of Method 6-2 & 6-3 (thou. Pieces)	0.00			
Bonds Transactions Volume	756,000		Multilateral Lending	552
			Bilateral Lending	44,000
Securities' Trades Number with Block Trades Method 6-1	36,996		Lending Trades Number:	20
Daily change: number %	5,386	17.04%	Daily change: %	10
YtD Avg Trades number % chng prev year Avg	36,329	23.50%	Multilateral Lending Trades Number	17
Number of Blocks Method 6-1	30		Bilateral Lending Trades Number	3
Number of Blocks Method 6-2 & 6-3	0			
Number of Bonds Transactions	131			

Athex Capitalisation (mill. €) **



Daily Fluctuation of Athex Composite Share Price Index



Athex Composite Share Price Index at 20/06/2023

Daily Fluctuation of Athex Composite Share Price Index at 21/06/2023

Athex Indices

Index name	21/06/2023	20/06/2023	pts.	%	Min	Max	Year min	Year max	Year change
Athex Composite Share Price Index	1,272.49 #	1,264.96	7.53	0.60%	1,264.96	1,277.41	929.79	1,280.16	36.86% #
Athex ESG Index	1,443.84 #	1,436.96	6.88	0.48%	1,436.96	1,451.45	1,057.52	1,460.28	36.51% #
FTSE/Athex Large Cap	3,076.80 #	3,063.56	13.24	0.43%	3,062.48	3,093.67	2,250.77	3,116.02	36.65% #
FTSE/Athex Mid Cap Index	1,945.14 #	1,907.22	37.92	1.99%	1,907.22	1,947.35	1,411.43	1,957.43	37.81% #
FTSE/ATHEX High Dividend Yield Index	3,870.15 #	3,836.08	34.07	0.89%	3,833.18	3,875.18	3,028.28	3,917.70	27.80% #
FTSE/ATHEX Global Traders Index Plus	3,704.50 #	3,656.33	48.17	1.32%	3,655.62	3,714.77	2,616.09	3,714.77	41.60% #
FTSE/ATHEX Mid & Small Cap Factor-Weighted Ind	5,263.87 #	5,255.49	8.38	0.16%	5,226.83	5,285.06	4,353.12	5,316.68	19.75% #
ATHEX Select Index Plus	4,274.43 #	4,217.95	56.48	1.34%	4,217.95	4,278.76	3,071.06	4,278.76	39.18% #
ATHEX Select Index	6,106.93 €	6,109.71	-2.78	-0.05%	6,091.04	6,138.86	4,343.88	6,290.95	40.59% #
FTSE/Athex Market Index	731.33 #	727.89	3.44	0.47%	727.89	735.24	539.21	739.78	35.59% #
Athex Composite Index Total Return Index	2,272.42 #	2,258.97	13.45	0.60%	2,258.97	2,281.21	1,641.17	2,284.38	38.46% #
FTSE/Athex Large Cap Total Return	4,980.15 #	4,958.72	21.43	0.43%			3,623.42	5,029.46	38.30% #
FTSE/Athex Mid Cap Total Return	2,590.53 #	2,540.03	50.50	1.99%			1,881.61	2,590.53	39.45% #
Hellenic Mid & Small Cap Index	1,856.23 #	1,837.98	18.25	0.99%	1,837.63	1,858.99	1,365.14	1,858.99	35.97% #
FTSE/Athex Banks	995.90 #	993.01	2.89	0.29%	990.53	1,008.12	640.09	1,038.96	55.47% #
FTSE/Athex Financial Services	1,235.36 #	1,200.77	34.59	2.88%	1,200.77	1,242.77	672.72	1,375.02	80.24% #
FTSE/Athex Industrial Goods & Services	7,457.09 #	7,315.04	142.05	1.94%	7,277.56	7,525.11	4,603.86	7,525.11	60.77% #
FTSE/Athex Retail	1,296.04 #	1,257.98	38.06	3.03%	1,257.98	1,303.36	901.21	1,303.36	43.81% #
FTSE/ATHEX Real Estate	4,454.55 #	4,408.09	46.46	1.05%	4,379.23	4,455.11	3,750.22	4,524.65	9.37% #
FTSE/Athex Consumer Goods & Services	13,546.27 €	13,562.27	-16.00	-0.12%	13,356.91	13,704.03	8,974.47	14,429.52	47.92% #
FTSE/Athex Food & Beverage	10,190.82 €	10,213.22	-22.40	-0.22%	10,190.82	10,335.36	8,101.49	11,188.59	20.37% #
FTSE/Athex Basic Resources	9,127.32 #	9,013.21	114.11	1.27%	8,930.84	9,178.77	6,463.31	9,456.60	40.65% #
FTSE/Athex Construction & Materials	4,432.67 #	4,386.52	46.15	1.05%	4,386.52	4,434.17	3,204.90	4,434.17	38.31% #
FTSE/Athex Energy	5,685.24 #	5,664.73	20.51	0.36%	5,645.10	5,709.68	4,780.16	5,856.79	13.03% #
FTSE/Athex Travel & Leisure	2,891.12 #	2,869.46	21.66	0.75%	2,850.63	2,893.34	2,196.17	2,925.32	30.39% #
FTSE/Athex Technology	2,628.62 €	2,647.08	-18.46	-0.70%	2,628.62	2,668.63	2,047.81	2,703.32	27.96% #
FTSE/Athex Telecommunications	4,209.99 #	4,190.78	19.21	0.46%	4,190.59	4,229.69	3,511.53	4,391.80	3.40% #
FTSE/Athex Utilities	5,997.25 #	5,990.55	6.70	0.11%	5,960.44	6,025.34	4,598.77	6,025.34	30.41% #
FTSE/Athex Health Care	419.77 €	421.55	-1.78	-0.42%	416.22	435.46	390.59	469.84	0.21% #
FTSE/Athex Personal Products	7,490.50 #	7,409.86	80.64	1.09%	7,338.60	7,539.38	6,441.87	7,905.24	13.38% #
Athex All Share Index	298.62 #	297.25	1.37	0.46%	298.62	298.62	231.11	301.05	29.70% #
MSCI GREECE REBASED	4,897.60 #	4,876.70	20.90	0.43%	4,863.46	4,924.86	4,125.04	4,962.49	--- -
Hellenic Corporate Bond Index	124.00 #	123.99	0.01	0.01%			118.78	124.10	4.21% #
Hellenic Corporate Bond Price Index	88.31 €	88.32	0.00	0.00%			85.96	88.53	2.42% #

Note 1: FTSE/Med 100, Hellenic Corporate Bond Price Index and Hellenic Corporate Bond Index closing prices refer to the previous trading day of 19/06/2023.

Note 2: The Hellenic Mid & Small Cap Index is a Customized index calculated by the Athens Exchange.

Analytic Figures for Athex Market's Boards and Categories

	Total Traded Securities	Main Market	Surveillance	Exchange Traded Funds (ETFs)
Totals	123	110	12	1
Gain / Lose / Same:	65 / 40 / 18	58 / 39 / 13	6 / 1 / 5	1 / 0 / 0
Athex Capitalisation (mill. €) **	85,320.70	84,946.97	373.73	
Daily Average Trans/ons Value(thou.€)	108,946.17	108,703.25	246.41	49.58
Transactions Value	117,184.50	116,302.30	254.76	627.43
Main Board:	97,070.79	96,188.59	254.76	627.43
Blocks Board 6_2_3:	20,111.12	20,111.12	0.00	0.00
Forced Sales Board:	2.59	2.59	0.00	0.00
Special Terms Board:	0.00	0.00	0.00	0.00
Daily Average Transactions Volume	39,390,633	38,299,202	1,097,879	1,794
Transactions Volume	34,377,256	33,675,647	681,608	20,001
Main Board:	28,188,328	27,486,719	681,608	20,001
Blocks Board 6_2_3:	6,188,342	6,188,342	0	0
Forced Sales Board:	586	586	0	0
Special Terms Board:	0	0	0	0
Daily Average Number of Trades	36,329	36,088	239	3
Number of Trades	36,996	36,784	208	4
Main Board:	36,963	36,751	208	4
Blocks Board 6_2_3:	30	30	0	0
Forced Sales Board:	3	3	0	0
Special Terms Board:	0	0	0	0

Trading Details by Athex Sectors and Financial Instruments (ETFs)

Code	Sectors	Gain / Lose / Same	Number of Trades	Transactions Volume	Transactions Value	% of Total Trans. Value
3010	- Banks	5 / 1 / 0	12,140	23,366,557	46,592,566.95	39.76%
5510	- Basic Resources	11 / 2 / 1	1,376	492,405	1,396,546.19	1.19%
5010	- Construction & Materials	5 / 6 / 4	3,399	1,509,081	4,979,952.39	4.25%
4020	- Consumer Products & Services	3 / 3 / 1	1,896	552,657	7,397,041.55	6.31%
6010	- Energy	1 / 3 / 0	2,133	354,258	6,116,657.39	5.22%
12000	- Financial Instruments	1 / 0 / 0	4	20,001	627,431.14	0.54%
3020	- Financial Services	3 / 2 / 0	1,029	1,981,635	9,881,398.56	8.43%
4510	- Food Beverage & Tobacco	1 / 2 / 4	474	90,561	1,772,531.08	1.51%
2010	- Health Care	2 / 1 / 0	425	677,003	450,322.62	0.38%
5020	- Industrial Goods & Services	10 / 4 / 3	3,469	749,235	9,027,088.09	7.70%
3030	- Insurance	1 / 0 / 0	26	6,164	24,313.15	0.02%
4030	- Media	1 / 0 / 0	23	14,431	7,813.81	0.01%
4520	- Personal Care, Drug & Grocery Stores	1 / 2 / 0	147	20,015	119,053.60	0.10%
3510	- Real Estate	6 / 1 / 0	1,147	334,349	1,906,812.99	1.63%
4040	- Retail	4 / 1 / 1	757	295,940	1,309,113.29	1.12%
1010	- Technology	3 / 7 / 1	1,396	429,098	1,916,752.79	1.64%
1510	- Telecommunications	1 / 1 / 0	1,072	284,907	4,284,054.86	3.66%
4050	- Travel & Leisure	4 / 2 / 2	2,805	1,151,064	9,209,079.88	7.86%
6510	- Utilities	2 / 2 / 1	3,278	2,047,895	10,165,968.80	8.68%

Top 10 best & worst performing Shares

Main Market					
With positive Price change	Closing price	change	With negative Price change	Closing price	change
MIG (CR)	4.42	5.24% #	EKTER SA (CR)	1.67	-8.74% ⚡
THRACE PLASTICS SA (CR)	5.35	4.70% #	GEN. COMMERCIAL & IND.SA (CR)	1.445	-2.36% ⚡
INTRAKAT (CR)	2.18	4.31% #	ELLAKTOR (CR)	2.37	-2.27% ⚡
AEGEAN AIRLINES (CR)	10.78	4.26% #	BIOKARPET S.A.(CR)	2.55	-1.92% ⚡
FOURLIS (CR)	4.65	4.14% #	QUEST HOLDINGS (CR)	6.3	-1.56% ⚡
ADMIE (IPTO) HOLDING S.A. (CR)	2.215	3.99% #	INTRACOM HOLDINGS (CR)	2.035	-1.45% ⚡
ELVALHALCOR (CR)	2.06	3.52% #	INTERWOOD-XYLEMPORIA (CR)	0.299	-1.32% ⚡
UNIBIOS (CR)	0.836	3.21% #	PAIRIS SA (CR)	1.165	-1.27% ⚡
INTERLIFE G.C.I.(CR)	4	3.09% #	EYDAP S.A. (CR)	6.75	-1.17% ⚡
HELLENIC EXCHANGES-A.S.E. (CR)	5	2.88% #	TECHNICAL OLYMPIC SA (CR)	2.54	-1.17% ⚡
With the highest Transactions Value	Value (thou. €)	change	With the highest Transactions Volume	Volume	change
EUROBANK HOLDINGS (CR)	14,929.52	-0.63% ⚡	EUROBANK HOLDINGS (CR)	9,924,702	-0.63% ⚡
PIRAEUS FINANCIAL HOLD (CR)	13,423.08	0.28% #	ALPHA SERVICES HOLD (CR)	7,647,312	1.15% #
ALPHA SERVICES HOLD (CR)	11,783.84	1.15% #	PIRAEUS FINANCIAL HOLD (CR)	4,699,107	0.28% #
HELLENIC EXCHANGES-A.S.E. (CR)	9,615.99	2.88% #	HELLENIC EXCHANGES-A.S.E. (CR)	1,923,332	2.88% #
OPAP (CR)	7,253.82	0.31% #	ADMIE (IPTO) HOLDING S.A. (CR)	1,418,608	3.99% #
MYTILINEOS (CR)	7,214.87	1.99% #	NATIONAL BANK (CR)	1,088,176	0.52% #
JUMBO SA (CR)	6,945.98	0.00% ↘	LAVIPHARM SA (CR)	669,227	-0.63% ⚡
NATIONAL BANK (CR)	6,337.17	0.52% #	PPC (CR)	507,871	0.00% ↘
PPC (CR)	5,122.90	0.00% ↘	INTRAKAT (CR)	469,501	4.31% #
MOTOR OIL (CR)	4,799.70	-0.16% ⚡	OPAP (CR)	453,368	0.31% #

Note: Stocks that are not included in the "Under Supervision" category, and the transactions value is more than 10,000 €.

Derivatives Summary

	Number of Trades	Volume	Open Interest
Index Futures	168	849	6,043
FTSE/Athex Banks	22	308	1,417
FTSE/Athex Large Cap	146	541	4,416
MSCI GREECE REBASED	0	0	210
Stock Futures	1,775	30,393	432,469
ADMIE (IPTO) HOLDING S.A. (CR)	70	568	14,409
AEGEAN AIRLINES (CR)	122	275	5,573
ALPHA SERVICES HOLD (CR)	297	12,503	185,049
AUTOHELLAS SA (CR)	5	19	81
AVAX S.A. (CR)	9	31	727
CC HBC AG (CR)	13	48	1,632
CENERGY HOLDINGS (CB)	25	148	6,231
ELLAKTOR (CR)	10	86	482
ELVALHALCOR (CR)	18	59	1,821
EUROBANK HOLDINGS (CR)	53	1,295	38,232
EYDAP S.A. (CR)	14	60	696
FOURLIS (CR)	39	176	1,286
GEK TERNA (CR)	15	37	7,582
HELLENIC EXCHANGES-A.S.E. (CR)	88	856	5,579
HELLENIQ ENERGY (CR)	7	13	1,108
INTRACOM HOLDINGS (CR)	18	85	3,419
INTRAKAT (CR)	64	1,253	9,809
JUMBO SA (CR)	16	28	178
LAMDA DEVELOPMENT SA (CR)	30	94	4,951
MIG (CR)	17	67	73
MOTOR OIL (CR)	26	85	1,306
MYTILINEOS (CR)	68	206	2,410
NATIONAL BANK (CR)	70	312	14,704
OPAP (CR)	9	35	1,823
OTE (CR)	24	141	11,439
P.P.A. S.A. (CR)	0	0	321
PIRAEUS FINANCIAL HOLD (CR)	456	10,905	69,995
PPC (CR)	127	745	23,967
QUEST HOLDINGS (CR)	4	5	160
TERNA ENERGY (CR)	8	10	12,184
TITAN CEMENT (CB)	3	9	339
VIOHALCO SA/NV (CB)	50	239	4,903
Index Options	14	152	538
FTSE/Athex Large Cap	14	152	538
Stock Options	8	97	400
ALPHA SERVICES HOLD (CR)	0	0	4
NATIONAL BANK (CR)	1	3	280
OPAP (CR)	0	0	91
OTE (CR)	0	0	25
PIRAEUS FINANCIAL HOLD (CR)	1	3	0
PPC (CR)	6	91	0
Total Derivatives Traded	1,965	31,491	439,450

Number of Outstanding Securities	Nominal Value	Dividends [1]			Date of Last Coupon Dividend [2]		Date of Right	Note	Shares	Closing price	% change	Previous closing price/date	Open price	Price min	Price max	Last price	Avg price	Last Bid [7]	Last Ask [7]	P/E after tax	Year	Volume	Trades	Transactions Value[8]	Company Mkt Value (thou. €)	Year low	Year high	Sector[4]
----------------------------------	---------------	---------------	--	--	----------------------------------	--	---------------	------	--------	---------------	----------	-----------------------------	------------	-----------	-----------	------------	-----------	--------------	--------------	---------------	------	--------	--------	-----------------------	-----------------------------	----------	-----------	------------

Main Market - High Liquidity Class

2,348,908,567	0.290	---	---	---	07/04/2008	18/04/2017	---	ALPHA SERVICES HOLD (CR)		1.5365	1.15 P	1.519	20/06/2023	1.525	1.5115	1.5525	1.5365	1.541	14064@1.54	10521@1.54	---	---	7,647,312	3,477	11,783,840.98	3,609,098.01	1.0015	1.6085	30101010
45,033,921	0.050	---	---	---	04/06/2008	27/03/2023	---	ATTICA BANK S.A. (CR)		12.98	0.62 P	12.9	20/06/2023	12.86	12.8	12.98	12.98	12.907	62@12.80	206@12.98	---	---	759	19	9,796.16	584,540.29	10.62	48.75	30101010
18,176,934	1.00	---	---	---		27/01/2023	---	AUSTRIACARD (CB)		14.6	-0.68 E	14.7	20/06/2023	14.7	14.3	14.8	14.6	14.545	306@14.40	141@14.60	---	---	11,323	106	164,688.20	265,383.24	10.4	15.4	10101010
48,624,764	0.080	0.23	0.46	0.65	24/04/2023	05/12/2022	---	AUTOHELLAS SA (CR)		13.58	-1.16 E	13.74	20/06/2023	13.58	13.54	13.88	13.58	13.707	23@13.58	22@13.80	---	---	25,574	283	350,534.26	660,324.30	10.06	14.76	40201040
190,162,681		---	---	0.05	19/06/2023	07/12/2016	---	CENERGY HOLDINGS (CB)		6.05	0.33 P	6.03	20/06/2023	6	5.95	6.07	6.05	6.021	1400@6.04	52@6.07	---	---	159,973	416	963,144.84	1,150,484.22	3.015	6.34	50202010
372,553,049	6.70	0.64	0.71	0.78	25/05/2023	29/04/2013	---	CC HBC AG (CR)		27.18	-0.22 E	27.24	20/06/2023	27.5	27.18	27.57	27.18	27.415	960@27.18	2@27.28	---	---	59,193	336	1,622,797.4010	125,991.87	21.54	29.91	45101020
3,710,677,508	0.220	---	---		02/05/2008	20/05/2019	---	EUROBANK HOLDINGS (CR)		1.497	-0.63 E	1.5065	20/06/2023	1.506	1.496	1.5185	1.497	1.504	35618@1.50	2000@1.50	---	---	9,924,702	2,656	14,929,520.32	5,554,884.23	1.0495	1.72	30101010
52,131,944	1.00	---	0.1102	---	30/06/2022	23/07/2019	---	FOURLIS (CR)		4.65	4.14 P	4.465	20/06/2023	4.52	4.52	4.685	4.65	4.627	200@4.63	3050@4.67	---	---	268,793	685	1,243,603.23	242,413.54	3.26	4.685	40401010
305,635,185	2.18	0.1	0.1	0.3	11/01/2023	01/10/2003	---	HELLENIO ENERGY (CR)		8.4	2.07 P	8.23	20/06/2023	8.2	8.18	8.41	8.4	8.329	31@8.39	650@8.41	---	---	157,115	946	1,308,635.55	2,567,335.55	6.93	8.68	60101020
83,600,000	0.880	---	---	---	03/07/2007	23/09/2022	---	INTRACOM HOLDINGS (CR)		2.035	-1.45 E	2.065	20/06/2023	2.04	2.035	2.1	2.035	2.063	2631@2.04	1495@2.07	---	---	104,291	244	215,112.07	170,126.00	1.678	2.195	10101010
160,523,985	0.300	---	---	---	12/08/2008	30/12/2022	---	INTRAKAT (CR)		2.18	4.31 P	2.09	20/06/2023	2.09	2.08	2.19	2.18	2.163	11250@2.18	39917@2.19	---	---	469,501	659	1,015,727.76	349,942.29	1.366	2.19	50101010
136,059,759	0.880	0.77	0.77	---	21/03/2023	05/03/2014	---	JUMBO SA (CR)		24	---	24	20/06/2023	23.62	23.62	24.34	24	23.966	1910@23.94	8570@24.00	---	---	289,827	1,345	6,945,976.70	3,265,434.22	15.61	25.64	40203045
176,736,715	0.300	---	---	---	30/05/2007	27/11/2019	---	LAMDA DEVELOPMENT SA (CR)		6.66	0.91 P	6.6	20/06/2023	6.6	6.55	6.685	6.66	6.628	108@6.66	42@6.67	---	---	228,806	851	1,516,470.40	1,177,066.52	5.505	6.78	35101010
31,317,025	0.400	---	---	---	26/04/2007	10/05/2023	---	MIG (CR)		4.42	5.24 P	4.2	20/06/2023	4.105	4.1	4.47	4.42	4.301	650@4.40	50@4.43	---	---	52,218	282	224,642.91	138,421.25	0.987	8.4	30202000
107,222,688	0.440	---	(0.5667)	0.2	20/06/2023	16/03/2022	---	QUEST HOLDINGS (CR)		6.3	-1.56 E	6.4	20/06/2023	6.38	6.3	6.4	6.3	6.39	81@6.30	3132@6.37	---	---	37,232	139	237,906.94	675,502.93	4.655	6.58	10101010
78,325,475		---	---	---		23/07/2019	---	TITAN CEMENT (CB)		17.16	0.94 P	17	20/06/2023	17.1	16.98	17.22	17.16	17.111	59@17.14	100@17.18	---	---	96,814	701	1,656,573.56	1,344,065.15	12.04	17.22	50101030
259,189,761		0.02	0.1	0.12	19/06/2023	26/02/2016	---	VIOHALCO SAINV (CB)		5.96	0.51 P	5.93	20/06/2023	5.85	5.83	6.04	5.96	5.955	100@5.95	2301@5.97	---	---	121,380	521	722,795.35	1,544,770.98	3.995	6.34	55102015
144,321,516	0.300	---	---	0.07	19/06/2023	22/01/2020	---	AVAX S.A. (CR)		1.244	1.80 P	1.222	20/06/2023	1.22	1.22	1.254	1.244	1.238	500@1.23	5494@1.25	---	---	119,618	210	148,090.85	179,535.97	0.748	1.292	50101010
232,000,000	2.12	0.1069	0.0854	0.0682	29/08/2022	19/06/2017	---	ADMIE (IPTO) HOLDING S.A. (CR)		2.215	3.99 P	2.13	20/06/2023	2.16	2.14	2.225	2.215	2.19	29574@2.21	19602@2.22	17.66	2022	1,418,608	1,154	3,106,987.23	513,880.00	1.64	2.225	65101015
90,167,100	0.500	---	---	---	03/06/2019	24/05/2021	---	AEGEAN AIRLINES (CR)		10.78	4.26 P	10.34	20/06/2023	10.34	10.34	10.78	10.78	10.581	700@10.74	8656@10.78	---	---	149,410	805	1,580,970.64	972,001.34	5.27	10.78	40501010
103,423,291	0.570	---	---	---	01/08/2011	06/09/2022	---	GEK TERNA (CR)		14.64	1.67 P	14.4	20/06/2023	14.52	14.42	14.66	14.64	14.559	56@14.58	370@14.66	---	---	83,989	507	1,222,762.16	1,514,116.98	10.42	14.66	50101010
382,000,000	2.48	---	---	---	20/07/2015	12/12/2001	---	PPC (CR)		10.1	---	10.1	20/06/2023	10.01	10.01	10.15	10.1	10.087	1123@10.09	43029@10.10	---	---	507,871	1,292	5,122,899.65	3,858,200.00	6.6	10.32	65101015
914,715,153	1.00	---	---	---	16/05/2008	29/08/2018	---	NATIONAL BANK (CR)		5.8	0.52 P	5.77	20/06/2023	5.8	5.752	5.868	5.8	5.824	1513@5.80	80@5.81	---	---	1,088,176	2,050	6,337,173.13	5,305,347.89	3.746	6.3	30101010
375,241,586	0.390	0.01	0.03	---	30/05/2022	14/07/2006	---	ELVALHALCOR (CR)		2.06	3.52 P	1.99	20/06/2023	2.02	1.996	2.06	2.06	2.041	800@2.06	8442@2.06	---	---	236,108	536	482,014.00	772,997.67	1.52	2.075	55102015
348,192,005	0.040	---	---	---	05/07/2011	16/07/2021	---	ELLAKTOR (CR)		2.37	-2.27 E	2.425	20/06/2023	2.43	2.35	2.43	2.37	2.378	32@2.39	1000@2.40	---	---	94,260	326	224,174.30	825,215.05	1.706	2.455	50101010
60,348,000	0.420	0.07	0.1515	0.1565	14/06/2023	04/08/2021	---	HELLENIC EXCHANGES-A.S.E. (CR)		5	2.88 P	4.86	20/06/2023	4.86	4.86	5.03	5	5	4930@5.00	105@5.02	---	---	1,923,332	677	9,615,992.05	301,740.00	3.09	5.3	30202015
106,500,000	0.600	---	0.28	---	05/09/2022	13/09/2021	---	EYDAP S.A. (CR)		6.75	-1.17 E	6.83	20/06/2023	6.83	6.75	6.85	6.75	6.785	520@6.74	2434@6.75	---	---	37,277	311	252,932.67	718,875.00	6.06	7.34	65102030
110,782,980	0.750	---	0.9054	0.4058	21/11/2022	04/11/2013	---	MOTOR OIL (CR)		24.86	-0.16 E	24.9	20/06/2023	24.9	24.7	25.02	24.86	24.896	150@24.84	107@24.88	---	---	192,791	1,162	4,799,703.14	2,754,064.88	20.84	25.82	60101020
142,891,161	0.970	0.378	0.4341	---	24/06/2022	07/07/2017	---	MYTILINEOS (CR)		32.8	1.99 P	32.16	20/06/2023	32.2	31.92	33.22	32.8	32.784	502@32.78	102@32.82	---	---	220,071	2,114	7,214,873.64	4,686,830.08	19.94	33.22	50203000
25,000,000	2.00	0.4	0.628	---	25/07/2022	08/08/2003	---	P.P.A. S.A. (CR)		20.9	2.45 P	20.4	20/06/2023	20.65	20.45	21	20.9	20.75	15@20.60	36@20.80	9.88	2022	12,009	155	249,182.35	522,500.00	15.86	21	50206060
363,341,859	0.300	0.55	0.6	1	06/06/2023	19/06/2023	---	OPAP (CR)		16.05	0.31 P	16	20/06/2023	16.15	15.86	16.15	16.05	16	1248@16.01	6374@16.06	---	---	453,368	1,854	7,253,824.05	5,831,636.84	13.02	16.92	40501020
433,664,596	2.83	0.6879	0.8231	---	01/07/2022	18/06/1998	---	OTE (CR)		15.07	0.47 P	15	20/06/2023	15	15	15.14	15.07	15.053	980@15.02	1746@15.08	---	---	284,316	1,064	4,279,907.46	6,535,325.46	12.57	15.73	15102015
1,250,367,223	0.930	---	---	---	16/05/2008	14/04/2021	---	PIRAEUS FINANCIAL HOLD (CR)		2.83	0.28 P	2.822	20/06/2023	2.84	2.808	2.91	2.83	2.857	500@2.83	307@2.84	---	---	4,699,107	3,884	13,423,077.46	3,538,539.24	1.43	3.04	30101010
43,741,452	0.660	0.16	0.2723	0.2629	31/05/2023	01/11/1999	---	THRACE PLASTICS SA (CR)		5.35	4.70 P	5.11	20/06/2023	5.11	5.1	5.35	5.35	5.207	6000@5.34	802@5.35	---	---	47,997	277	249,916.02	234,016.77	3.76	5.45	50203015
69,877,484	0.780	0.2239	0.1493	0.1495	09/05/2023	13/06/2018	---	GR. SARANTIS S.A. (CR)		7.5	1.21 P	7.41	20/06/2023	7.38	7.33	7.55	7.5	7.483	116@7.48	100@7.54	---	---	15,292	123	114,432.44	524,081.13	6.39	8	45201020
115,855,090	0.300	0.3407	0.3411	---	04/07/2022	05/03/2020	---	TERNA ENERGY (CR)		20.9	-0.19 E	20.94	20/06/2023	20.9	20.82	21.14	20.9	20.927	4592@20.88	153@20.90	---	---	79,638	479	1,666,622.76	2,421,371.38	17.89	21.34	65101010

Number of Outstanding Securities	Nominal Value	Dividends [1]			Date of Last Coupon		Note	Shares	Closing price	% change	Previous closing price/date		Open price	Price min	Price max	Last price	Avg price	Last Bid [7]	Last Ask [7]	P/E after tax	Year	Volume	Trades	Transactions Value[8]	Company Mkt Value (thou. €)	Year low	Year high	Sector[4]	
		2020	2021	2022	Dividend [2]	Right																							
Main Market - Medium Liquidity Class																													
13,126,020	0.660	0.0837	0.1163	---	22/06/2022	04/09/2020	---	AS COMPANY SA (CR)	2.42	0.83	P	2.4	20/06/2023	2.44	2.4	2.44	2.43	2.405	4695@2.40	391@2.43	---	---	3,494	10	8,404.76	31,764.97	2.02	2.48	40401030
3,114,144	0.360	0.1558	0.3427	0.2304	29/05/2023	02/06/2020	---	ALPHA TRUST (CR)	6.2	0.81	P	6.15	20/06/2023	6.2	6.05	6.2	6.2	6.157	50@6.05	969@6.20	---	---	1,972	32	12,141.10	19,307.69	4.32	6.3	30202010
14,000,000	4.15	---	3.42	---	14/09/2022	29/06/1999	---	ALPHA REAL ESTATE SA(CR)	8.34	2.46	P	8.14	20/06/2023	8.14	8.14	8.4	8.4	8.331	150@8.16	20@8.38	---	---	1,299	27	10,821.98	116,760.00	6.68	9.22	35101015
215,805,843	0.300	0.05	---	---	30/12/2021	15/11/2022	---	ATTICA HOLDINGS (CR)	2.59	0.39	P	2.58	20/06/2023	2.58	2.58	2.59	2.59	2.588	113732@2.58	122@2.59	---	---	53,876	13	139,438.08	558,937.13	1.865	2.62	40501015
151,654,947	0.040	---	---	---	01/07/2008	21/02/2020	---	AVE (CR)	0.54	0.37	P	0.538	20/06/2023	0.538	0.538	0.558	0.548	0.541	800@0.538	1999@0.550	---	---	14,431	23	7,813.81	81,893.67	0.506	0.586	40301010
35,764,593	2.10	0.06	0.075	0.1046	02/05/2023	25/11/2019	---	BRIQ PROPERTIES (CR)	1.995	0.25	P	1.99	20/06/2023	1.985	1.975	2	2	1.992	534@1.98	2395@2.00	---	---	26,296	50	52,378.06	71,350.36	1.9	2.11	35102030
101,123,806	0.360	---	---	---	22/07/2010	28/06/2011	---	CENTRIC HOLDINGS (CR)	0.339	-0.88	E	0.342	20/06/2023	0.348	0.331	0.348	0.339	0.339	1533@0.334	575@0.339	---	---	181,046	180	61,449.69	34,280.97	0.263	0.349	40203040
784,500	10.00	---	0.3	---	24/05/2022	31/07/2018	---	CNL CAPITAL (CR)	6.9	-1.43	E	7	20/06/2023	6.95	6.9	7.05	6.9	6.985	100@6.80	40@7.00	-(6)-	2022	1,010	9	7,055.00	5,413.05	6.5	8	30202010
10,246,800	0.300	---	---	---	06/10/2005	13/02/2002	---	CPI SA (CR)	0.65	-0.31	E	0.652	20/06/2023	0.65	0.65	0.65	0.65	0.65	200@0.632	263@0.648	---	---	500	1	325.00	6,660.42	0.548	0.722	10102030
18,680,300	0.050	---	---	---	06/07/2022	---	---	DIMAND (CR)	13.1	2.34	P	12.8	20/06/2023	12.85	12.5	13.1	13.1	12.87	500@12.30	867@13.10	---	---	19,407	90	249,765.25	244,711.93	11	14.9	35101010
54,200,000	0.075	---	0.035	---	19/07/2022	23/11/2021	---	EPSILON NET (CR)	7.88	-0.88	E	7.95	20/06/2023	8	7.85	8	7.88	7.898	197@7.85	1000@7.99	---	---	22,956	103	181,311.44	427,096.00	6.2	8.36	10101015
40,134,921	0.400	---	---	---	30/08/1993	05/12/2022	---	IDEAL HOLDINGS (CR)	4.89	-0.20	E	4.9	20/06/2023	5.1	4.89	5.12	4.89	4.984	1050@4.89	500@4.93	---	---	154,014	462	767,675.42	196,259.76	3.38	5.2	10102030
167,868,482	0.300	---	---	---	20/08/2007	28/11/2022	---	LAVIPHARM SA (CR)	0.634	-0.63	E	0.638	20/06/2023	0.64	0.626	0.66	0.634	0.644	400@0.630	4226@0.636	---	---	669,227	370	431,024.92	106,428.62	0.366	0.66	20103015
4,740,000	0.860	---	---	---	14/03/2003	---	---	LOGISMOS S.A. (CR)	1.1	0.92	P	1.09	20/06/2023	1.07	1.07	1.1	1.1	1.078	250@1.05	1831@1.11	-(6)-	2022	830	7	894.50	5,214.00	0.91	1.1	10101015
17,120,280	0.940	0.06	0.06	---	27/06/2022	02/08/2019	---	LOULIS FOOD (CR)	3.08	0.33	P	3.07	20/06/2023	3	2.99	3.1	3.08	3.03	314@3.04	2@3.08	---	---	10,355	52	31,373.96	52,730.46	2.38	3.12	45102020
4,419,616	1.58	---	---	0.1131	01/03/2023	04/03/2015	---	MEDICON S.A (CR)	3.51	0.57	P	3.49	20/06/2023	3.58	3.49	3.6	3.51	3.501	5@3.51	100@3.55	---	---	3,256	23	11,400.26	15,512.85	3.45	4.15	20102010
468,700	2.24	3.42	---	---	03/05/2022	21/05/2004	---	MERMEREN KOMB. A.D. PR. (GDR)	39	---	↘	39	20/06/2023	---	---	---	---	---	50@36.40	15@38.60	1.30	2022	---	---	---	18,279.30	31	59	55102000
10,500,000	0.950	---	---	---	24/06/2008	22/07/2022	---	MEVACO SA (CR)	4.18	2.45	P	4.08	20/06/2023	4.02	4	4.18	4.18	4.083	200@4.06	550@4.20	13.86	2022	5,110	37	20,865.36	43,890.00	2.52	4.2	55102015
87,127,162	0.500	---	---	---	08/06/2023	28/07/2021	---	PREMIA (CR)	1.24	-0.32	E	1.244	20/06/2023	1.24	1.236	1.252	1.24	1.241	2000@1.23	220@1.24	---	---	45,815	96	56,866.54	108,037.68	1.07	1.36	35102000
24,377,795	0.230	---	---	---	27/06/2022	08/06/2022	---	PROFILE SA (CR)	4.16	---	↘	4.16	20/06/2023	4.2	4.1	4.24	4.16	4.143	518@4.14	400@4.17	---	---	42,957	154	177,982.45	101,411.63	2.575	4.35	10101010
27,345,120	0.280	---	---	---	18/07/2005	26/02/2014	---	QUALITY & RELIABILITY SA (CR)	0.738	1.37	P	0.728	20/06/2023	0.748	0.72	0.748	0.738	0.735	25@0.722	13508@0.738	---	---	22,245	57	16,346.03	20,180.70	0.465	0.764	10101010
6,456,530	1.08	0.0804	0.12	---	14/07/2022	02/08/2010	---	SPACE HELLAS SA (CR)	7	-1.13	E	7.08	20/06/2023	7.02	7	7.1	7	7.018	829@7.00	50@7.14	---	---	591	8	4,147.40	45,195.71	5.28	7.28	15101010
17,190,046	0.290	---	---	---	16/11/1992	30/11/2022	---	UNIBIOS (CR)	0.836	3.21	P	0.81	20/06/2023	0.81	0.804	0.85	0.836	0.833	301@0.822	545@0.836	---	---	52,024	83	43,323.07	14,370.88	0.558	0.89	50204000
32,413,681	0.370	---	---	---	15/07/2009	11/05/2000	---	ALUMIL (CR)	2.75	0.37	P	2.74	20/06/2023	2.75	2.67	2.76	2.75	2.738	650@2.72	194@2.75	---	---	15,237	50	41,717.23	89,137.62	1.986	2.8	55102035
3,534,269	3.44	(0.4452)	0.8907	---	22/05/2023	19/07/2022	---	ANDROMEDA SA (CR)	6.96	-0.29	E	6.98	20/06/2023	7.06	6.94	7.06	6.96	6.951	10@6.92	1978@6.96	---	2022	3,103	29	21,567.50	24,598.51	5.9	7.3	30204000
18,810,000	0.400	---	---	---	08/07/2010	14/11/2007	---	VARVERIS - MODA BAGNO SA (CR)	0.685	0.74	P	0.68	20/06/2023	0.66	0.66	0.69	0.685	0.68	4500@0.680	500@0.700	---	---	6,806	12	4,625.73	12,884.85	0.6	0.8	40401025
23,986,500	1.05	---	---	---	26/06/2009	15/03/2000	---	BIOKARPET S.A.(CR)	2.55	-1.92	E	2.6	20/06/2023	2.64	2.55	2.65	2.55	2.575	105@2.55	350@2.59	---	---	11,181	29	28,794.30	61,165.58	1.5	2.7	50101035
6,325,000	0.600	---	0.19	---	04/07/2022	17/02/2014	---	VOYATZOGLOU (CR)	2.5	-3.10	E	2.58	20/06/2023	2.58	2.5	2.58	2.5	2.52	1000@2.46	300@2.54	---	---	400	3	1,008.00	15,812.50	1.97	2.76	50205010
24,060,000	0.300	0.035	0.055	0.075	25/04/2023	01/07/2019	---	GEN. COMMERCIAL & IND.SA (CR)	1.445	-2.36	E	1.48	20/06/2023	1.48	1.445	1.495	1.445	1.476	3900@1.44	100@1.46	8.93	2022	9,985	38	14,735.65	34,766.70	1.175	1.495	50205010
15,878,748	0.480	---	---	---	10/07/2006	22/03/2004	---	DOMIKI KRITIS SA (CR)	0.936	-2.30	E	0.958	20/06/2023	0.93	0.93	0.96	0.936	0.942	495@0.926	479@0.948	---	---	7,752	26	7,300.59	14,862.51	0.71	0.98	50101010
34,720,000	0.310	---	---	---	16/06/2010	01/08/2007	---	DROMEAS SA (CR)	0.361	1.69	P	0.355	20/06/2023	0.368	0.36	0.368	0.361	0.363	1500@0.351	6000@0.360	---	---	8,902	14	3,235.85	12,533.92	0.3	0.389	40202015
13,673,200	0.880	---	---	---	18/07/2008	26/07/2001	---	EVROFARMA SA (CR)	0.885	---	↘	0.885	20/06/2023	0.86	0.86	0.9	0.885	0.889	326@0.885	300@0.895	---	---	3,332	16	2,963.73	12,100.78	0.684	0.92	45102020
11,250,000	0.520	---	0.0405	---	01/08/2022	09/11/2015	---	EKTER SA (CR)	1.67	-8.74	E	1.83	20/06/2023	1.79	1.625	1.88	1.67	1.703	350@1.67	2825@1.70	---	---	282,599	746	481,286.11	18,787.50	1.33	1.89	50101010
18,410,839	1.00	0.027	0.262	---	24/08/2022	10/09/2010	---	ELASTRON (CR)	3.14	-0.32	E	3.15	20/06/2023	3.1	3.07	3.15	3.15												

Number of Outstanding Securities	Nominal Value	Dividends [1]			Date of Last Coupon Dividend [2]		Date of Last Coupon Right	Note	Shares	Closing price	% change	Previous closing price/date	Open price	Price min	Price max	Last price	Avg price	Last Bid [7]	Last Ask [7]	P/E after tax	Year	Volume	Trades	Transactions Value[8]	Company Mkt Value (thou. €)	Year low	Year high	Sector[4]
26,730,187	0.520	0.08	0.1	---	29/06/2022	01/08/2017	---		ELTON SA (CR)	2.83	-1.05 €	2.86 20/06/2023	2.86	2.81	2.86	2.83	2.835	55@2.81	1712@2.83	---	---	14,588	54	41,358.46	75,646.43	2.08	2.92	50205010
30,000,000	0.050	0.06	0.09	0.1	09/06/2023	11/06/2020	---		ENTERSOFT (CR)	5.08	1.80 P	4.99 20/06/2023	4.99	4.99	5.14	5.08	5.088	5356@5.08	1016@5.16	---	---	29,535	109	150,260.44	152,400.00	3.61	5.16	10101015
36,300,000	1.12	0.223	0.2186	---	14/09/2022	12/12/2007	---		THESSALONIKA WATER & SEWERAGE	3.66	0.27 P	3.65 20/06/2023	3.65	3.63	3.73	3.66	3.672	100@3.65	649@3.66	---	---	4,501	42	16,526.49	132,858.00	3.21	3.78	65102030
14,833,480	0.300	---	---	---	02/06/2010	04/02/2022	---		EUROCONSULTANTS S.A. (CR)	0.762	--- γ	0.762 20/06/2023	0.77	0.744	0.77	0.762	0.75	1@0.760	661@0.762	---	---	15,588	54	11,694.45	11,303.11	0.576	0.786	50205020
86,735,980	0.310	---	---	---	06/07/2009	18/08/2022	---		ATHENS MEDICAL CENTER SA (CR)	1.76	0.57 P	1.75 20/06/2023	1.77	1.72	1.77	1.76	1.747	10@1.73	711@1.76	---	---	4,520	32	7,897.44	152,655.32	1.375	1.8	20101025
114,320,400	0.100	---	0.01	---	26/11/2021	05/08/2019	---		IKTINOS HELLAS SA (CR)	0.601	1.86 P	0.59 20/06/2023	0.598	0.59	0.601	0.601	0.594	2500@0.595	3589@0.601	---	---	268,121	130	159,225.88	68,706.56	0.4855	0.675	50101035
8,226,132	0.450	---	---	---	15/05/2009	13/10/2014	---		ILYDA S.A. (CR)	1.355	-0.37 €	1.36 20/06/2023	1.34	1.32	1.36	1.355	1.322	500@1.32	265@1.36	8.68	2022	3,215	14	4,250.30	11,146.41	1.055	1.42	10101015
2,566,836	0.440	---	0.016	---	15/07/2022	09/01/2007	---		INTERWOOD-XYLEMPORIA (PR)	0.416	--- γ	0.416 20/06/2023	0.416	0.416	0.416	0.416	0.42	3500@0.294	180@0.416	---	---	1	1	0.42	11,528.75	0.192	0.416	50101020
34,986,430	0.440	---	---	---	25/07/2008	23/02/2010	---		INTERWOOD-XYLEMPORIA (CR)	0.299	-1.32 €	0.303 20/06/2023	0.304	0.296	0.308	0.3	0.303	1600@0.296	5300@0.300	---	---	52,101	39	15,797.84	11,528.75	0.1975	0.321	50101020
18,567,912	0.590	0.12	0.12	---	06/07/2022	26/01/2021	---		INTERLIFE G.C.I.(CR)	4	3.09 P	3.88 20/06/2023	3.84	3.84	4	4	3.944	500@3.95	1691@4.00	---	2022	6,164	26	24,313.15	74,271.65	3.47	4	30302025
8,424,900	0.500	---	---	---	12/07/2010	04/07/2019	---		INTERTECH SA (CR)	1.18	--- γ	1.18 20/06/2023	1.18	1.15	1.18	1.18	1.165	150@1.16	1230@1.18	20.37	2022	3,770	16	4,393.60	9,941.38	0.92	1.25	50205010
19,804,134	0.150	---	---	---	01/07/2004	06/11/2017	---		KEKROPS SA (CR)	1.33	2.70 P	1.295 20/06/2023	1.295	1.295	1.34	1.33	1.308	100@1.31	3200@1.33	2.53	2022	9,458	24	12,371.20	26,339.50	0.903	1.4	35101010
40,219,218	0.260	---	---	---	29/08/2022	10/06/2019	---		KLOUKINAS - LAPPAS SA (CR)	0.984	-0.20 €	0.986 20/06/2023	0.99	0.982	0.99	0.984	0.983	5122@0.982	12725@0.988	---	---	19,584	10	19,247.56	39,575.71	0.5	0.99	50101010
11,510,102	0.890	---	---	---	24/06/2005	06/10/1999	---		NAFPAKTOS TEXTILE (CR)	1.16	3.57 P	1.12 20/06/2023	1.15	1.14	1.16	1.16	1.154	1000@1.12	875@1.16	---	---	3,900	15	4,501.13	13,351.72	0.91	1.23	55101020
21,224,340	0.420	0.0035	0.02	---	06/09/2022	25/04/2006	---		KORDELLOS BROS SA (CR)	0.644	2.55 P	0.628 20/06/2023	0.618	0.618	0.664	0.644	0.646	200@0.640	1230@0.648	5.66	2022	65,300	51	42,153.56	13,668.47	0.462	0.7	55102010
33,065,136	0.380	0.2	0.2001	---	18/08/2022	16/09/2013	---		KRI-KRI S.A. (CR)	7.98	-0.25 €	8 20/06/2023	8	7.96	8	7.98	7.991	20@7.96	500@8.00	83.11	2022	13,256	59	105,922.84	263,859.79	6.08	9.8	45102020
18,017,472	0.360	---	---	---	09/09/2022	28/08/2017	---		KTIMA KOSTAS LAZARIDIS SA (CR)	1.8	--- γ	1.8 20/06/2023	1.72	1.72	1.81	1.8	1.8	499@1.75	500@1.82	---	---	4,095	9	7,372.40	32,431.45	1.55	1.81	45101015
7,595,160	0.600	---	---	---	10/09/2019	18/08/2010	---		KIRIAKOULIS SHIPPING SA (CR)	1.035	-3.72 €	1.075 20/06/2023	1.09	1.035	1.09	1.035	1.042	10@1.04	150@1.05	---	---	560	6	583.25	7,860.99	0.868	1.265	40501015
6,200,000	0.500	---	---	---	22/06/2010	01/11/1995	---		MINERVA KNITWEAR (CR)	0.51	--- γ	0.51 20/06/2023	---	---	---	---	---	400@0.482	748@0.525	---	---	---	---	---	3,162.00	0.414	0.585	40204020
5,939,268	0.620	---	---	---	10/07/2003	03/01/2002	---		LANAKAM SA (CR)	1	2.56 P	0.975 20/06/2023	0.985	0.985	1	1	0.997	434@0.990	500@1.01	---	---	1,866	6	1,859.93	5,939.27	0.716	1.16	40401020
9,819,370	0.500	---	---	---	14/08/2007	09/01/2004	---		MATHIOS REFRACTORY SA (CR)	1.07	-0.93 €	1.08 20/06/2023	1.08	1.03	1.08	1.07	1.048	700@1.03	2524@1.07	---	---	3,381	20	3,544.28	10,506.73	0.565	1.19	55101000
29,250,000	0.360	0.02	0.0401	0.0908	15/06/2023	25/04/2019	---		MOTODYNAMICS S.A. (CR)	3.42	--- γ	3.42 20/06/2023	3.35	3.35	3.43	3.42	3.38	1498@3.37	3730@3.42	---	---	14,951	39	50,537.84	100,035.00	2.04	3.77	40401030
32,188,050	1.04	---	---	---	21/07/2008	20/01/2000	---		MOUZAKIS (CR)	0.7	--- γ	0.7 20/06/2023	0.7	0.7	0.7	0.7	0.7	700@0.660	44@0.720	---	---	200	1	140.00	22,531.64	0.65	0.806	55101020
43,200,000	1.00	---	0.0824	---	07/09/2022	14/06/2022	---		MPLE KEDROS (CR)	2.49	0.81 P	2.47 20/06/2023	2.47	2.47	2.5	2.5	2.491	500@2.49	200@2.51	---	---	3,268	9	8,139.56	107,568.00	2.19	2.5	35102000
6,340,000	0.600	0.134	0.17	0.1	09/12/2022	12/01/2023	---		NAKAS MUSIC	2.74	-1.44 €	2.78 20/06/2023	2.72	2.72	2.74	2.74	2.727	10@2.74	75@2.84	---	---	30	5	81.80	17,371.60	2.16	2.94	40401030
10,080,000	3.00	1.42	1.5	1.45	11/05/2023	27/08/2001	---		TPA SA (CR)	24.8	1.22 P	24.5 20/06/2023	24.4	24.3	25	24.7	24.762	1@24.70	300@24.90	---	---	2,087	33	51,678.80	249,984.00	22.7	26.3	50206060
4,971,466	1.46	---	---	---	04/07/2007	08/10/2003	---		PAIRIS SA (CR)	1.165	-1.27 €	1.18 20/06/2023	1.19	1.135	1.225	1.165	1.182	500@1.16	1850@1.19	---	---	61,448	119	72,623.88	5,791.76	0.83	1.225	50203030
27,098,594	0.540	0.07	0.05	0.0401	22/05/2023	14/01/2021	---		PAPOUTSANIS (CR)	2.32	-0.86 €	2.34 20/06/2023	2.36	2.3	2.36	2.32	2.313	500@2.31	300@2.32	20.95	2022	1,318	11	3,049.05	62,868.74	2.25	2.51	45201020
7,070,400	0.930	0.1081	0.3242	---	17/06/2022	06/05/2016	---		PETROPOULOS PETROS (CR)	8.34	--- γ	8.34 20/06/2023	8.38	8.2	8.46	8.26	8.342	260@8.18	100@8.24	---	---	9,448	48	78,816.96	58,967.14	5.9	8.68	50206015
21,912,599	0.300	---	---	0.048	18/05/2023	23/02/2007	---		REVOIL (CR)	1.55	-0.32 €	1.555 20/06/2023	1.575	1.55	1.585	1.55	1.564	200@1.54	880@1.56	---	---	2,497	13	3,905.65	33,964.53	1.21	1.6	60101020
13,582,223	1.35	---	---	---	24/06/2008	02/02/2016	---		SIDMA STEEL (CR)	2.82	1.81 P	2.77 20/06/2023	2.79	2.78	2.82	2.82	2.797	103@2.73	466@2.82	---	---	5,030	23	14,070.64	38,301.87	1.85	2.94	55102010
40,693,350	5.00	---	---	---	03/07/2006	26/05/2015	---		TECHNICAL OLYMPIC SA (CR)	2.54	-1.17 €	2.57 20/06/2023	2.59	2.53	2.61	2.54	2.572	192@2.55	8@2.57	---	---	12,752	55	32,803.32	103,361.11	1.76	2.7	40202010
3,048,000	0.300	---	---	---	06/07/2007	01/06/2021	---		TZIRAKIAN PROFIL (CR)	2.12	1.92 P	2.08 20/06/2023	2.09	2.03	2.14	2.12	2.101	500@2.09	500@2.13	37.14	2022	8,191	59	17,209.67	6,461.76	1.755	2.22	55102010
10,203,575	0.730	---	---	---	16/07/2007	18/10/1999	---		FIERATEX SA (CR)	0.45	0.22 P	0.449 20/06/2023	0.426	0.426	0.45	0.45	0.44	100@0.437	4042@0.450	---	2022	2,618	15	1,151.62	4,591.61	0.351	0.5	55101020
8,340,750	1.16	---	---	---	25/06/2009	17/09/2018	---		HAIDEMENOS SA (CR)	0.575	--- γ	0.575 20/06/2023	---	---	---	---	---	400@0.462	500@0.575	---	2022	---	---	---	4,795.93	0.452	0.6	50205030

Main Market - Low Liquidity Class

11,869,224	0.540	0.087	0.136	---	04/07/2022	30/08/2019	---		FLEXOPACK SA (CR)	8.7	0.58 P	8.65 20/06/2023	8.8	8.6	8.8	8.65	8.731	90@8.65	50@8.80	---	---	1,530	7	13,358.50	103,262.25	7.45	9.45	50203030
10,500,000	4.00	0.37	0.29	0.3	16/05/2023	02/08/2016	---		INTERCONTINENTAL (CR)	6.5	--- γ	6.5 20/06/2023	---	---	---	---	---	450@6.15	450@6.45	12.40	2022	---	---	---	68,250.00	6.2	6.85	35102000

Number of Outstanding Securities	Nominal Value	Dividends [1]			Date of Last Coupon		Note	Shares	Closing price	% change	Previous closing price/date		Open price	Price min	Price max	Last price	Avg price	Last Bid [7]	Last Ask [7]	P/E after tax	Year	Volume	Trades	Transactions Value[8]	Company Mkt Value (thou. €)	Year low	Year high	Sector[4]
		2020	2021	2022	Dividend [2]	Right																						
57,434,884	1.31	---	---	---	05/06/2008	12/06/2009	---	REDS S.A. (CR)	2.41	---	↘	2.41	20/06/2023	---	---	---	---	469@2.37	100@2.40	---	---	---	---	---	138,418.07	2.26	3	35101010
152,360,643	0.500	0.01	0.02	---	22/07/2022	10/06/2020	---	TRASTOR REAL EST. INV. CO.(CR)	1.09	---	↘	1.09	20/06/2023	---	---	---	---	500@1.02	2094@1.12	---	---	---	---	---	166,073.10	0.965	1.14	35102000
15,300,000	0.300	---	---	---	30/07/2009	13/12/1999	---	ATTICA PUBLICATIONS SA (CR)	0.316	---	↘	0.316	20/06/2023	---	---	---	---	620@0.288	1000@0.344	---	---	---	---	---	4,834.80	0.236	0.39	40301030
15,000,000	0.300	---	---	---	06/07/2007	18/07/2000	---	DAIOS PLASTICS SA (CR)	3.22	---	↘	3.22	20/06/2023	---	---	---	---	300@2.94	109@3.54	---	---	---	---	---	48,300.00	2.92	3.52	50203015
3,307,500	0.210	---	---	---	11/08/2010	30/11/2022	---	ELVE SA (CR)	4.78	0.42	P	4.76	20/06/2023	4.72	4.72	4.88	4.76	4.789 29@4.76	22@4.88	18.84	2022	412	6	1,973.22	15,809.85	4.54	5.2	40204020
2,760,000	11.83	9.4	11	11.8	14/06/2023	16/07/1990	---	KARELIA (CR)	350	---	↘	350	20/06/2023	348	348	348	348	348 3@348.00	2@348.00	---	---	5	1	1,740.00	966,000.00	288	356	45103010
6,700,000	0.800	0.179	0.047	---	24/08/2022	29/05/2014	---	MILLS KEPENOS (CR)	2.32	---	↘	2.32	20/06/2023	---	---	---	---	40@2.22	100@2.36	17.14	2022	---	---	---	15,544.00	1.93	2.54	45102020
21,364,000	1.12	---	---	---	29/07/2019	08/03/2023	---	LAMPSPA HOTEL SA (CR)	25.2	---	↘	25.2	20/06/2023	---	---	---	---	200@25.20	100@25.80	---	---	---	---	---	538,372.80	20.6	25.2	40501025
8,321,682	0.670	---	---	---	17/08/2007	23/11/1999	---	N. LEVENTERIS (CR)	0.282	---	↘	0.282	20/06/2023	---	---	---	---	1700@0.262	---	---	2022	---	---	---	3,016.48	0.22	0.364	55102010
2,160,524	0.670	---	---	---	03/12/2018	23/11/1999	---	N. LEVENTERIS (PR)	0.31	---	↘	0.31	20/06/2023	---	---	---	---	---	465@0.310	---	2022	---	---	---	3,016.48	0.218	0.342	55102010
27,379,200	0.980	---	---	---	03/07/2020	29/08/2022	---	CRETE PLASTICS SA (CR)	16.5	0.61	P	16.4	20/06/2023	16.8	16.4	16.9	16.9	16.454 1@16.90	198@16.80	---	---	63	7	1,036.60	451,756.80	14.7	17.9	50203015
255,494,534	2.71	0.352	0.279	0.255	16/06/2023	30/09/2021	---	PRODEA (CR)	7.65	---	↘	7.65	20/06/2023	---	---	---	---	300@7.45	70@7.90	---	---	---	---	---	1,954,533.19	7.1	8.6	35102000
4,181,450	0.500	---	---	---	21/08/2000	05/03/2002	---	FLOUR MILLS SARANTOPOULOS SA	1.01	---	↘	1.01	20/06/2023	1.11	1.11	1.11	1.11	500@0.910	1463@1.11	---	---	325	1	360.75	4,223.26	0.875	1.5	45102020

Exchange Traded Funds (ETFs)

906,928	---	---	---	---	15/06/2016	---	ALPHA ETF FTSE Athex Large Cap	31.14	0.45	P	31	20/06/2023	31.38	31.14	31.38	31.14	31.37	220@31.00	30@31.40	---	---	20,001	4	627,431.14	---	22.5	33.8	12003
---------	-----	-----	-----	-----	------------	-----	--------------------------------	-------	------	---	----	------------	-------	-------	-------	-------	-------	-----------	----------	-----	-----	--------	---	------------	-----	------	------	-------

Surveillance

356,314,416	0.060	---	---	---	07/07/2010	21/09/2017	5160	FRIGOGLASS SA (CR)	0.058	1.75	P	0.057	20/06/2023	0.057	0.057	0.058	0.058	0.058 8996@0.058	2000@0.060	---	---	107,924	24	6,237.67	20,666.24	0.05	0.158	50204000
65,326,268	0.530	---	---	---	04/07/2007	19/07/2006	4750	SATO SA (CR)	0.0315	8.62	P	0.029	20/06/2023	0.028	0.028	0.0315	0.0315	0.031 7864@0.032	---	---	---	34,144	13	1,068.51	2,057.78	0.018	0.069	40202015
13,191,620	0.620	---	---	---	04/08/2010	09/09/2002	5232	YALCO - CONSTANTINOU (CR)	0.16	---	↘	0.16	20/06/2023	---	---	---	---	500@0.160	246@0.176	---	---	---	---	---	2,110.66	0.12	0.28	40202020
13,000,000	1.00	---	---	---	01/08/2007	07/04/2000	5093	AKRITAS SA (CR)	0.46	---	↘	0.46	20/06/2023	0.452	0.452	0.452	0.452	0.452 1820@0.452	300@0.500	---	---	330	6	149.16	5,980.00	0.45	0.67	50101035
221,519,681	0.300	---	---	---	02/07/2008	28/02/2011	4957	ANEK LINES SA (CR)	0.264	10.00	P	0.24	20/06/2023	0.264	0.264	0.264	0.264	0.264 49484@0.264	---	---	---	176,026	34	46,470.86	59,394.59	0.177	0.264	40501015
312,163	0.300	---	---	---	02/07/2008	28/02/2011	4959	ANEK LINES SA (PR, issue '90)	0.072	---	↘	0.072	20/06/2023	0.072	0.072	0.072	0.072	0.072 29685@0.079	---	---	---	109	2	7.85	59,394.59	0.072	0.086	40501015
2,969,713	0.300	---	---	---	02/07/2008	28/02/2011	4958	ANEK LINES SA (PR, issue '96)	0.3	---	↘	0.3	20/06/2023	0.27	0.27	0.27	0.27	0.27 150@0.290	---	---	---	616	5	166.32	59,394.59	0.173	0.38	40501015
17,579,754	4.16	---	---	---	18/08/2006	02/08/2010	---	BIOTER SA (CR)	0.21	---	↘	0.21	20/06/2023	0.21	0.21	0.212	0.212	0.212 2337@0.212	350@0.230	---	---	2,650	7	560.90	3,691.75	0.198	0.398	50101010
54,654,600	0.050	---	---	---	01/07/1998	30/12/2022	5275	VIS SA (CR)	0.32	9.59	P	0.292	20/06/2023	0.32	0.32	0.32	0.32	0.32 07070@0.320	---	---	2022	30,330	21	9,705.60	17,489.47	0.136	0.378	50203030
51,754,364	0.300	---	---	---	23/12/2003	24/01/2007	5197	SELECTED TEXT. IND. ASSOC (CR)	0.152	1.33	P	0.15	20/06/2023	0.159	0.152	0.159	0.152	0.153 6000@0.140	2548@0.150	---	---	9,800	6	1,498.00	7,866.66	0.11	0.202	55101020
371,337,000	0.300	---	---	---	30/05/2013	01/07/2022	---	INTRALOT (CR)	0.59	-1.67	E	0.6	20/06/2023	0.6	0.59	0.6	0.59	0.592 47500@0.585	74381@0.590	---	---	317,099	86	187,618.83	219,088.83	0.565	0.765	40501020
15,842,391	1.51	---	---	---	15/07/2009	12/05/2000	5141	BITROS HOLDING SA (CR)	0.51	2.82	P	0.496	20/06/2023	0.51	0.51	0.51	0.51	0.51 1040@0.492	1500@0.520	---	---	2,000	2	1,020.00	8,079.62	0.408	0.82	55102010
24,319,250	0.300	---	---	---	09/07/2002	04/07/2007	5165	PROODEFTIKH SA (CR)	0.46	---	↘	0.46	20/06/2023	0.45	0.45	0.45	0.45	0.45 2270@0.450	320@0.490	---	---	580	2	261.00	11,186.86	0.4	0.6	50101010
28,438,268	0.070	---	---	---	21/08/2006	24/11/1999	5253	SPIROY AGRICULTURE SA (CR)	0.158	---	↘	0.158	20/06/2023	---	---	---	---	1000@0.158	1279@0.173	---	---	---	---	---	4,493.25	0.144	0.23	45102010
1,011,000	1.00	---	---	---	01/07/2004	11/12/2012	5193	TRIA ALFA SA (CR)	11.5	---	↘	11.5	20/06/2023	---	---	---	---	5@10.40	600@11.40	88.08	2022	---	---	---	11,626.50	7.6	16.9	55101020

Suspension Status

66,948,210	0.300	---	---	---	22/09/2015	22/09/2015	5179	FOLLI FOLLIE (CR)	4.8	---	↘	4.8	24/05/2018	---	---	---	---	---	---	---	---	---	---	---	321,351.41	4.8	4.8	40401030
12,417,000	0.310	---	---	---	27/08/2019	28/08/2017	5233	MLS MULTIMEDIA SA (CR)	0.57	---	↘	0.57	12/05/2020	---	---	---	---	---	---	---	---	---	---	---	7,077.69	0.57	0.57	10101015
6,330,002	0.300	---	---	---	25/06/2002	15/03/2019	5278	VARVARESSOS (CR)	0.24	---	↘	0.24	02/05/2023	---	---	---	---	---	---	---	---	---	---	---	1,519.20	0.16	0.25	55101020
3,961,300	1.28	---	---	---	29/06/2004	03/08/2000	5248	DUROS SA (CR)	0.25	---	↘	0.25	24/04/2023	---	---	---	---	---	---	---	---	---	---	---	990.33	0.2	0.3	40204020
7,085,888	1.59	---	---	---	02/07/1996	06/09/2010	5216	ELVIEK (CR)	2.6	---	↘	2.6	30/09/2019	---	---	---	---	---	---	---	---	---	---	---	18,423.31	2.6	2.6	35101010

Number of Outstanding Securities	Nominal Value	Dividends [1]			Date of Last Coupon		Note	Shares	Closing price	% change	Previous closing price/date		Open price	Price min	Price max	Last price	Avg price	Last Bid [7]	Last Ask [7]	P/E after tax	Year	Volume	Trades	Transactions Value[8]	Company Mkt Value (thou. €)	Year low	Year high	Sector[4]
		2020	2021	2022	Dividend [2]	Right																						
7,125,216	0.650	---	---	---	01/07/2005	14/12/1999	4955	KRE.KA SA (CR)	0.28	---	↘	0.28	06/04/2023	---	---	---	---	---	---	---	---	---	---	---	1,995.06	0.17	0.43	45102010
7,734,375	1.00	---	---	---	09/07/2007	07/01/2011	5277	LIVANIS SA (CR)	0.125	---	↘	0.125	28/04/2023	---	---	---	---	---	---	---	---	---	---	---	966.80	0.12	0.18	40301030

Shares' Notes

Code	Note text
()	- Adjusted dividends.
*	- Last adjusted closing price.
[1]	- Net dividends.
[2]	- The "Date of Last Coupon" for New listings refers to the date company's stocks started to trade in Athex
[3]	- The Company Market Value is referred to the number of outstanding shares
[4]	- Sectors codification can be found in Appendix A
[5]	- The Market Value refers to the total number of shares listed (including their several classes) in the exchange by the company.
[6]	- P/E greater than 100
[7]	- Last view of the Order Book before the end of the trading session
[8]	- All Blocks Methods' Transactions Value are included.
4750	- Transfer to the Under Surveillance Category from 8/4/2011.
4955	- Transfer to the Surveillance Category as from 5/4/2013.
4957	- Transfer to the Surveillance Category as from 5/4/2013.
4958	- Transfer to the Surveillance Category as from 5/4/2013.
4959	- Transfer to the Surveillance Category as from 5/4/2013.
5093	- Transfer to the Surveillance Category as of 8/4/2015.
5141	- Transfer to the Surveillance Category as of 10/05/2017.
5160	- Transfer to the Surveillance Category as of 15/04/2016.
5165	- Transfer to the Surveillance Category as of 15/02/2018.
5179	- Suspension of trading as of 25/05/2018.
5193	- Transfer to the Surveillance Category as of 25/10/2018.
5197	- Transfer to the Surveillance Category as of 07/11/2018.
5216	- Suspension of trading as of 01/10/2019.
5232	- Transfer to the Under Surveillance Category from 08/04/2011.
5233	- Suspension of trading as of 13/05/2020.
5248	- Transfer to the Surveillance Category as of 06/09/20116.
5253	- Transfer to the Surveillance Category as of 14/5/2021.
5275	- Transfer to the Surveillance Category as of 09/07/2020.
5277	- Suspension of trading as of 02/05/2023.
5278	- Suspension of trading as of 03/05/2023.

Securities Blocks Details

Securities	Block Volume	Price	Block Trade Value	Time of approval	Note
QUEST HOLDINGS (CR)	17,471	6.40	111,814.40	11:36:58	20
JUMBO SA (CR)	35,000	23.68	828,800.00	11:45:12	20
PIRAEUS FINANCIAL HOLD (CR)	119,448	2.82	336,365.57	11:45:14	20
EUROBANK HOLDINGS (CR)	1,000,000	1.50	1,497,500.00	12:10:29	20
EUROBANK HOLDINGS (CR)	450,000	1.50	674,100.00	12:11:09	20
EUROBANK HOLDINGS (CR)	200,000	1.50	300,300.00	12:14:35	20
JUMBO SA (CR)	30,000	23.82	714,600.00	12:24:19	20
EUROBANK HOLDINGS (CR)	323,586	1.51	488,129.48	13:04:31	20
JUMBO SA (CR)	14,273	24.20	345,406.60	13:17:13	20
JUMBO SA (CR)	9,874	24.20	238,950.80	13:18:14	20
JUMBO SA (CR)	25,000	24.20	605,000.00	13:18:17	20
PIRAEUS FINANCIAL HOLD (CR)	300,000	2.86	858,600.00	13:27:43	20
HELLENIC EXCHANGES-A.S.E. (CR)	455,000	5.00	2,275,000.00	15:41:48	20
HELLENIC EXCHANGES-A.S.E. (CR)	100,000	5.00	500,000.00	15:43:10	20
HELLENIC EXCHANGES-A.S.E. (CR)	50,000	5.00	250,000.00	15:43:55	20
HELLENIC EXCHANGES-A.S.E. (CR)	45,000	5.00	225,000.00	15:44:51	20
HELLENIC EXCHANGES-A.S.E. (CR)	50,000	5.00	250,000.00	15:45:39	20
HELLENIC EXCHANGES-A.S.E. (CR)	50,000	5.00	250,000.00	15:46:27	20
HELLENIC EXCHANGES-A.S.E. (CR)	25,000	5.00	125,000.00	15:46:55	20
HELLENIC EXCHANGES-A.S.E. (CR)	25,000	5.00	125,000.00	15:47:29	20
HELLENIC EXCHANGES-A.S.E. (CR)	200,000	5.00	1,000,000.00	15:48:10	20
HELLENIC EXCHANGES-A.S.E. (CR)	49,000	5.00	245,000.00	15:48:50	20
PIRAEUS FINANCIAL HOLD (CR)	398,140	2.86	1,137,087.84	16:07:06	20
EUROBANK HOLDINGS (CR)	850,000	1.52	1,287,750.00	16:22:22	20
MOTOR OIL (CR)	15,000	24.94	374,100.00	16:22:46	20
MOTOR OIL (CR)	36,700	24.92	914,564.00	16:38:08	20
HELLENIC EXCHANGES-A.S.E. (CR)	455,000	5.00	2,275,000.00	16:49:31	20
EUROBANK HOLDINGS (CR)	500,000	1.51	755,000.00	17:00:55	20
EUROBANK HOLDINGS (CR)	319,850	1.50	481,054.40	17:11:38	20
OPAP (CR)	40,000	16.05	642,000.00	17:14:22	20

Blocks Notes

- 9 - Method 6-1 / Special Fees
- 10 - Method 6-1 / Special Fees, SDS
- 14 - Method 6-3 / Settlement, Incomplete Buy and Sell
- 18 - Method 6-2 / SPOT 1
- 19 - Method 6-2 / SPOT 2
- 20 - Method 6-1 and Method 6-1 Same Day Settlement
- 21 - Other Pre-agreed

Shares Rights Details

Occured date	Exercise from	Exercise until	Trading until	Rights	Price min	Price max	Closing price	Last Bid	Last Ask	Volume	Trades	Transactions Value
-----------------	------------------	-------------------	------------------	--------	--------------	--------------	------------------	----------	----------	--------	--------	-----------------------

No Rights Transactions.

Forced Sales Details

Securities	Category of Security	Transactions Volume	Number of Trades	Transactions Value	Note
MIG (CR)	Stocks	586	3	2,590.12	3

Forced Sales Notes

- 1 - Compulsory Public Forced Sales
- 2 - Forced Sales of Fixed Registered Shares
- 3 - Forced Sales of Remaining Fractional Shares

Exchange Traded Funds (ETFs) Characteristics

	Transactions Date (T)	Creation / Redemption	Units (T-1)	New Units (T-1)	Redemption Units (T-1)	Units (T) [1]	Fund Assets [2]	Net Unit Price	Dividend per Unit	Dividend Date
ALPHA ETF FTSE Athex Large Cap	21/06/2023	5,000	906,928	---	---	906,928	28,137,960.00	31.0256	0.52	01/07/2022

ETFs Notes

[1] - Units (T) = Units (T-1) + New Units (T-1) - Redemption Units (T-1)

[2] - The Creation / Redemption Units of T-1 are included.

Government Bonds

Number Listed Bonds	Nominal price	Today's Rate	Accrued Interest Calc	Exp. Date [1]	Duration (years)	Note	Coupons Date	Curr. coupon value	Trading Unit	Government Bonds	Price min	Price max	Closing price	Previous closing price/date	Volume	Transactions Value	Price	Last order Buy / Sell	Date
4,500,000	1,000.00	1.88	Actual/Actual	04/02/2035	15	---	04/02	1.88	1	GGB-FXD-040235-15Y-1.875-1.000	---	---	---	---	---	---	---	---	---
2,500,000	1,000.00	3.45	Actual/Actual	02/04/2024	5	---	02/04	3.45	1	GGB-FXD-020424-05Y-3.450-1.000	---	---	---	---	---	---	---	---	---
6,000,000	1,000.00	0.75	Actual/Actual	18/06/2031	10	---	18/06	0.75	1	GGB-FXD-180631-10Y-0.750-1.000	---	---	---	---	---	---	---	---	---
2,500,000	1,000.00	3.88	Actual/Actual	15/06/2028	5	---	15/06	3.88	1	GGB-FXD-150628-05Y-3.875-1.000	---	---	---	---	---	---	---	---	---
5,962,747,327	1.00	3.75	Actual/Actual	30/01/2028	10	---	/02 - 01/02 - 31/	3.75	1	GGB-FXD-300128-10Y-3.750-1.00	---	---	---	85.4610 13/07/2018	---	---	1.0000	B	28/11/2018
7,067,309,386	1.00	3.90	Actual/Actual	30/01/2033	15	---	/02 - 01/02 - 31/	3.90	1	GGB-FXD-300133-15Y-3.900-1.00	---	---	---	78.6730 13/07/2018	---	---	1.0000	B	28/11/2018
5,622,848,349	1.00	4.00	Actual/Actual	30/01/2037	19	---	/02 - 01/02 - 31/	4.00	1	GGB-FXD-300137-19Y-4.000-1.00	---	---	---	77.0370 13/07/2018	---	---	1.0000	B	28/11/2018
5,276,770,669	1.00	4.20	Actual/Actual	30/01/2042	24	---	/02 - 01/02 - 31/	4.20	1	GGB-FXD-300142-24Y-4.200-1.00	---	---	---	77.7640 13/07/2018	---	---	1.0000	B	28/11/2018
48,794,718	1.00	4.30	Actual/Actual	24/02/2024	12	---	24/02	4.30	1	GGB-FXD-240224-12Y-2.000-1.00	---	---	---	10.0000 22/06/2015	---	---	---	---	---
40,248,141	1.00	4.30	Actual/Actual	24/02/2025	13	---	24/02	4.30	1	GGB-FXD-240225-13Y-2.000-1.00	---	---	---	10.0000 22/06/2015	---	---	---	---	---
59,586,043	1.00	4.30	Actual/Actual	24/02/2026	14	---	24/02	4.30	1	GGB-FXD-240226-14Y-2.000-1.00	---	---	---	10.0000 22/06/2015	---	---	---	---	---
41,118,344	1.00	4.30	Actual/Actual	24/02/2027	15	---	24/02	4.30	1	GGB-FXD-240227-15Y-2.000-1.00	---	---	---	10.0000 22/06/2015	---	---	---	---	---
45,137,734	1.00	4.30	Actual/Actual	24/02/2028	16	---	24/02	4.30	1	GGB-FXD-240228-16Y-2.000-1.00	---	---	---	10.0000 22/06/2015	---	---	---	---	---
61,768,888	1.00	4.30	Actual/Actual	24/02/2029	17	---	24/02	4.30	1	GGB-FXD-240229-17Y-2.000-1.00	---	---	---	10.0000 22/06/2015	---	---	---	---	---
54,567,744	1.00	4.30	Actual/Actual	24/02/2030	18	---	24/02	4.30	1	GGB-FXD-240230-18Y-2.000-1.00	---	---	---	10.0000 22/06/2015	---	---	---	---	---
37,541,515	1.00	4.30	Actual/Actual	24/02/2031	19	---	24/02	4.30	1	GGB-FXD-240231-19Y-2.000-1.00	---	---	---	10.0000 22/06/2015	---	---	---	---	---
37,558,317	1.00	4.30	Actual/Actual	24/02/2032	20	---	24/02	4.30	1	GGB-FXD-240232-20Y-2.000-1.00	---	---	---	10.0000 22/06/2015	---	---	---	---	---
37,473,732	1.00	4.30	Actual/Actual	24/02/2033	21	---	24/02	4.30	1	GGB-FXD-240233-21Y-2.000-1.00	---	---	---	10.0000 22/06/2015	---	---	---	---	---
33,888,293	1.00	4.30	Actual/Actual	24/02/2034	22	---	24/02	4.30	1	GGB-FXD-240234-22Y-2.000-1.00	---	---	---	10.0000 22/06/2015	---	---	---	---	---
35,177,800	1.00	4.30	Actual/Actual	24/02/2035	23	---	24/02	4.30	1	GGB-FXD-240235-23Y-2.000-1.00	---	---	---	10.0000 22/06/2015	---	---	---	---	---
35,547,268	1.00	4.30	Actual/Actual	24/02/2036	24	---	24/02	4.30	1	GGB-FXD-240236-24Y-2.000-1.00	---	---	---	10.0000 22/06/2015	---	---	---	---	---
40,246,306	1.00	4.30	Actual/Actual	24/02/2037	25	---	24/02	4.30	1	GGB-FXD-240237-25Y-2.000-1.00	---	---	---	10.0000 22/06/2015	---	---	---	---	---
37,643,952	1.00	4.30	Actual/Actual	24/02/2038	26	---	24/02	4.30	1	GGB-FXD-240238-26Y-2.000-1.00	---	---	---	10.0000 22/06/2015	---	---	---	---	---
36,977,100	1.00	4.30	Actual/Actual	24/02/2039	27	---	24/02	4.30	1	GGB-FXD-240239-27Y-2.000-1.00	---	---	---	10.0000 22/06/2015	---	---	---	---	---
41,615,000	1.00	4.30	Actual/Actual	24/02/2040	28	---	24/02	4.30	1	GGB-FXD-240240-28Y-2.000-1.00	---	---	---	10.0000 22/06/2015	---	---	---	---	---
42,227,208	1.00	4.30	Actual/Actual	24/02/2041	29	---	24/02	4.30	1	GGB-FXD-240241-29Y-2.000-1.00	---	---	---	10.0000 22/06/2015	---	---	---	---	---
68,288,487	1.00	4.30	Actual/Actual	24/02/2042	30	---	24/02	4.30	1	GGB-FXD-240242-30Y-2.000-1.00	---	---	---	10.0000 22/06/2015	---	---	---	---	---
4,000,000	1,000.00	3.88	Actual/Actual	12/03/2029	10	---	12/03	3.88	1	GGB-FXD-120329-10Y-3.875-1.000	---	---	---	---	---	---	100.0000	B	15/10/2019
4,500,000	1,000.00	0.00	Actual/Actual	12/02/2026	5	---	12/02	0.00	1	GGB-FXD-120226-05Y-0.000-1.000	---	---	---	---	---	---	---	---	---
3,000,000	1,000.00	3.38	Actual/Actual	15/02/2025	7	---	15/02	3.38	1	GGB-FXD-150225-07Y-3.375-1.000	---	---	---	---	---	---	---	---	---
964,000	1,000.00	3.25	Actual/Actual	20/03/2025	6	---	20/03	3.25	1	GGB-FXD-200325-06Y-3.250-1.000	---	---	---	---	---	---	---	---	---
2,100,000	1,000.00	3.55	Actual/Actual	20/03/2026	7	---	20/03	3.55	1	GGB-FXD-200326-07Y-3.550-1.000	---	---	---	---	---	---	---	---	---
40,000	1,000.00	2.18	FLR Actual/360	16/09/2023	1	---	16/03 - 16/09	---	1	GGB-FLT-160923-01Y-2.178-1.000	---	---	---	---	---	---	---	---	---
5,500,000	1,000.00	1.50	Actual/Actual	18/06/2030	10	---	18/06	1.50	1	GGB-FXD-180630-10Y-1.500-1.000	---	---	---	---	---	---	---	---	---
5,364,250	1,000.00	3.25	Actual/Actual	20/03/2050	30	---	20/03	3.25	1	GGB-FXD-200350-30Y-3.250-1.000	---	---	---	---	---	---	---	---	---

Government Bonds Notes

Transactions Volume = (Pieces) * (Nominal Price). Transactions Value = (Pieces) * (Nominal Price) * (price %) + (Accrued interest).
The Value of current coupon for the issues with NV 0.01 euro refers to NV 100 euros
FLR: Floating Interest Rate.
[1] - The Expiration Date of the interest bearing period and the Date for coupon payment.

Government Bonds

Number Listed Bonds	Nominal price	Today's Rate	Accrued Interest Calc	Exp. Date [1]	Duration (years)	Note	Coupons Date	Curr. coupon value	Trading Unit	Government Bonds	Price min	Price max	Closing price	Previous closing price/date	Volume	Transactions Value	Price	Last order Buy / Sell	Date
3,924,361	1,000.00	2.00	Actual/Actual	22/04/2027	7	---	22/04	2.00	1	GGB-FXD-220427-07Y-2.000-1.000	---	---	---	---	---	---	99.9000	B	22/04/2020
2,500,000	1,000.00	1.88	Actual/Actual	23/07/2026	7	---	23/07	1.88	1	GGB-FXD-230726-07Y-1.875-1.000	---	---	---	---	---	---	---	---	---
4,050,000	1,000.00	4.25	Actual/Actual	15/06/2033	10	---	15/06	4.25	1	GGB-FXD-150633-10Y-4.250-1.000	---	---	---	---	---	---	---	---	---
3,500,000	1,000.00	1.88	Actual/Actual	24/01/2052	30	---	24/01	1.88	1	GGB-FXD-240152-30Y-1.875-1.000	---	---	---	---	---	---	---	---	---
3,700,000	1,000.00	1.75	Actual/Actual	18/06/2032	10	---	18/06	1.75	1	GGB-FXD-180632-10Y-1.750-1.000	---	---	---	---	---	---	---	---	---
2,200,000	1,000.00	1.13	FLR Actual/360	15/12/2027	5	---	- 15/12 - 15/03 -	---	1	GGB-FLT-151227-05Y-1.130-1.000	---	---	---	---	---	---	102.1600	B	30/12/2022

Government Bonds Notes

Transactions Volume = (Pieces) * (Nominal Price). Transactions Value = (Pieces) * (Nominal Price) * (price %) + (Accrued interest).
The Value of current coupon for the issues with NV 0.01 euro refers to NV 100 euros
FLR: Floating Interest Rate.
[1] - The Expiration Date of the interest bearing period and the Date for coupon payment.

Treasury Bills & Zero Coupon Government Bonds

	13-Week Maturity									26-Week Maturity								52-Week Maturity									
Issue Date	Exp. Date	Initial Rate	Num Listed Bonds	Nominal price	Issue price	Last Trade Price	Last Trade Date	Volume Traded	Note	Exp. Date	Initial Rate	Num Listed Bonds	Nominal price	Issue price	Last Trade Price	Last Trade Date	Volume Traded	Note	Exp. Date	Initial Rate	Num Listed Bonds	Nominal price	Issue price	Last Trade Price	Last Trade Date	Volume Traded	Note
09/09/2022	---	---	---	---	---	---	---	---	---	---	---	---	---	---	---	---	---	---	08/09/2023	1.97	1,000,000	1,000.00	980.47	---	---	---	---
09/12/2022	---	---	---	---	---	---	---	---	---	---	---	---	---	---	---	---	---	---	08/12/2023	2.73	600,000	1,000.00	973.10	---	---	---	---
10/03/2023	---	---	---	---	---	---	---	---	---	---	---	---	---	---	---	---	---	---	08/03/2024	3.75	1,000,000	1,000.00	963.46	---	---	---	---
09/06/2023	---	---	---	---	---	---	---	---	---	---	---	---	---	---	---	---	---	---	07/06/2024	3.84	1,600,000	1,000.00	962.60	---	---	---	---

Bonds in Circulation	Currency / Min nominal traded Value	Coupons Payment Date	Current Coupon Value	Note	Coupon	Trading Unit	Issue Date	Duration (years)	Today's Interest	A.I.C in days	Bonds	Last price of previous days		Last Outcry in Cash (euro)			Trades in Pieces	Life min	Life Max
Corporate Bonds in Foreign Currency and Euro																			
103,746	GBP / 10	01/12	0.25	---	64	1	01/12/1930	98	2.5	360	National Mortgage Bank	2.27	05/02/1996	2.27	S	05/02/1996	---	2.27	2.27
0	GBP / 10	01/12	0.25	---	66	1	01/12/1928	100	2.5	360	National Mortgage Bank	---	---	---	---	---	---	---	---

Government Bonds Notes

A.I.C: Accrued Interest Calculation base.
FLR: Floating Interest Rate.
The minimum tradeable Nominal Value for all Demeterialised Government Titles is 100 Euros.
(μτφρ-0)

Athex & ATHEXClear Members List

Member Name			Stock Market			Derivatives Market		ATHEXClear Member	
Address	Phone	Fax	Market Member	Remote Member	Market Maker	Proprietary	Market Maker	General Clearing	Direct Clearing
A. SARRIS SECURITIES S.A.			a						
6, ΔΡΑΓΑΤΣΑΝΙΟΥ 6 ΑΘΗΝΑ	2103367700								
AEONIC SECURITIES C.I.F. P.L.C.			a						
, ΛΑΪΟΥ 6, ΓΡ. 301B, ANNA COURT	35725337600								
ALPHA BANK S.A.								a	
, ΣΤΑΔΙΟΥ 40 ΑΘΗΝΑ	2103260000								
ALPHA FINANCE INVESTMENT SERVICES SINGLE MEMBER SA			a		a	a	a		a
5, ΠΑΝΕΠΙΣΤΗΜΙΟΥ 45 ΑΘΗΝΑ	2103677400								
ARGUS STOCKBROKERS LTD			a	a		a			
25 , 25 ΛΕΩΦΟΡΟΣ ΔΗΜΟΣΘΕΝΗ ΣΕΒΕΡΗ	0035722717000								
ATLANTIC SECURITIES LTD			a	a					
37, ΠΡΟΔΡΟΜΟΥ 37	0035722445400								
AXON SECURITIES S.A.			a			a			
48, ΣΤΑΔΙΟΥ 48 ΑΘΗΝΑ	2103363800								
BETA SECURITIES S.A.			a		a	a			a
29 , Λ.ΑΛΕΞΑΝΔΡΑΣ 29 ΑΘΗΝΑ	2106478930								
BNP PARIBAS S.A.								a	
, ΛΑΜΨΑΚΟΥ 2 ΑΘΗΝΑ	2107468525								
BOFA SECURITIES EUROPE SA			a	a					
, 112 AVENUE KL?BER 75116	+33 153655555								
CAPITAL SECURITIES S.A.			a			a			
58, ΜΗΤΡΟΠΟΛΕΩΣ 58 ΑΘΗΝΑ	2103369700								
CITIGROUP GLOBAL MARKETS EUROPE AG			a	a					
16, REUTERWEG 16	+49 691366-0								
CITIGROUP GLOBAL MARKETS LIMITED			a						
1, 33 CANADA SQUARE -CANARY WHARF	+44 02079864000								
CREDIT SUISSE BANK (EUROPE), S.A.			a	a					
, CALLE AYALA 42, 3A PLANTA-B MADRID	+34917916000								
CREDIT SUISSE SECURITIES (EUROPE) LIMITED			a						
1 , ONE CABOT SQUARE LONDON	+44 2078888888								
CYCLOS SECURITIES S.A.			a			a			
39, ΧΑΡΙΛΑΟΥ ΤΡΙΚΟΥΠΗ 6-8-10 ΑΘΗΝΑ	2103364300								
DEUTSCHE BANK S.A.				a					
1 , GREAT WINCHESTER STREET LONDON	+44 20 754 54209	00441133361437							
EUROBANK EQUITIES INVESTMENT FIRM SINGLE MEMBER SA			a		a	a	a		a
, ΦΙΛΕΛΛΗΝΩΝ 10 & ΞΕΝΟΦΩΝΤΟΣ 13 ΑΘΗΝΑ	2103720425								
EUROBANK S.A.								a	
, ΟΘΩΝΟΣ 8 ΑΘΗΝΑ	2103337000								
EUROCORP INVESTMENT SERVICES S.A.			a			a			a
14, ΠΛ.ΦΙΛΙΚΗΣ ΕΤΑΙΡΕΙΑΣ 14 ΑΘΗΝΑ	2107263600								
EUOTRUST INVESTMENT FIRM SA			a						
113, ΣΕΒΑΣΤΟΥΠΟΛΕΩΣ 113 ΑΘΗΝΑ	2103363100								
EUROXX SECURITIES S.A.			a		a	a	a		a
7, ΠΑΛΑΙΟΛΟΓΟΥ ΧΑΛΑΝΔΡΙ	(210)-6879400	(210)-6879401							
7, ΠΑΛΕΟΛΟΓΟΥ ΧΑΛΑΝΔΡΙ	+30 2106879400	210-6879401							
FREEDOM FINANCE EUROPE LTD				a					
, ΧΡΙΣΤΑΚΗ ΚΡΑΝΟΥ 20	035725257786								
G. A. PERVANAS SECURITIES- INVESTMENT SERVICES S.A.			a						
7-9, ΣΟΦΟΚΛΕΟΥΣ 7-9 ΑΘΗΝΑ	2103727200								
GLOBAL CAPITAL SECURITIES & FINANCIAL SERVICES LTD			a	a					
50, Λ.ΑΡΧΙΕΠΙΣΚΟΠΟΥ ΜΑΚΑΡΙΟΥ Γ50	0035722710710								
GREENPOST TRADING EUROPE LTD				a	a				
, ΚΙΜΟΝΟΣ 3, ACROPOLIS MANSIONS, 2ND FLOOR, FLAT/OFFICE 202	035722521389								
HELLENIC AMERICAN SECURITIES S.A.			a		a	a			a
27, ΑΝΔΡΕΑ ΠΑΠΑΝΔΡΕΟΥ 27 ΜΑΡΟΥΣΙ	2103311100								
HELLENIC BANK (INVESTMENTS) LTD				a					
, AVE.ΚΥΡΙΑΚΟΥ MATSI 31 - PO BOX 24747 NICOSIA	+357 22500100	357 22500110							
HSBC CONTINENTAL EUROPE								a	
109-111, Λ.ΜΕΣΟΓΕΙΩΝ 109-111	2106960000								
INDEX SECURITIES S.A.			a						
6, ΔΡΑΓΑΤΣΑΝΙΟΥ 6 ΑΘΗΝΑ	2103213920								

Athex & ATHEXClear Members List

Member Name			Stock Market			Derivatives Market		ATHEXClear Member	
Address	Phone	Fax	Market Member	Remote Member	Market Maker	Proprietary	Market Maker	General Clearing	Direct Clearing
J. CHR. MAVRIKIS SECURITIES S.A.			a						
5, ΣΟΦΟΚΛΕΟΥΣ 5 ATHINA	2103216730								
KAPPA SECURITIES S.A.			a			a			
15, ΒΑΛΑΩΡΙΤΟΥ 15 ATHINA	2103678600								
KARAMANOF SECURITIES & INVESTMENT SERVICES S.A.			a						
2, ΠΛΑΤ.ΘΕΟΔΩΡΩΝ 2 ATHINA	2103212947								
LAIKI FINANCIAL SERVICES LTD			a						
26, AVE. VYRONOS NICOSIA	357 22367367	357 22718567							
LEON DEPOLAS SECURITIES S.A.			a		a	a			
1, ΧΡΗΣΤΟΥ ΛΑΔΑ 1 ATHINA	2103213276 -28								
MEGA EQUITY SECURITIES & FINANCIAL SERVICES PUBLIC LTD			a	a		a			
42-44, ΛΕΩΦ.ΓΡΙΒΑ ΔΙΓΕΝΗ 42-44	0035722711711								
MERIT SECURITIES S.A			a		a	a			a
5, ΣΟΦΟΚΛΕΟΥΣ 5 ATHINA	2103671880								
MERRILL LYNCH INTERNATIONAL			a						
2 , 2 KING EDWARD STREET LONDON	+44 20276281000								
N. CHRYSOCHOIDIS SECURITIES S.A.			a			a			a
7-9, ΣΟΦΟΚΛΕΟΥΣ 7-9 ATHINA	2103213913								
NATIONAL BANK OF GREECE S.A.			a			a		a	
86, ΑΙΟΛΟΥ STR. ATHINA	(210)-3341000	(210)-3228187							
68, ΑΚΑΔΙΜΙΑΣ STR. ATHINA	(210)-3328817	(210)-3328678							
NATIONAL SECURITIES SINGLE MEMBER SA			a		a	a	a		
66, ΛΕΩΦΟΡΟΣ ΑΘΗΝΩΝ 128-132 & ΦΙΓΕΝΙΑΣ ATHINA	2103328784								
NUNTIUS BROKERAGE AND INVESTMENT SERVICES S.A			a						
6, ΔΡΑΓΑΤΣΑΝΙΟΥ 6 ATHINA	2103350599								
ONE PLUS CAPITAL LIMITED			a	a					
, 75 PRODROMOU AVENUE NICOSIA 1307	35722873760								
OPTIMA BANK S.A.			a		a	a	a	a	
32 , ΑΙΓΙΑΛΕΙΑΣ 32 & ΠΑΡΑΔΕΙΣΟΥ MAROUSI	2108173663								
PANCRETA BANK S.A								a	
, ΙΚΑΡΟΥ 5	2810 338800								
PANTELAKIS SECURITIES S.A.			a		a	a	a		
57, ΕΘΝΙΚΗΣ ΑΝΤΙΣΤΑΣΕΩΣ 57, ΚΤΙΠΙΟ Β CHALANDRI	2106965000								
PEGASUS SECURITIES S.A			a			a			
17 , ΒΑΛΑΩΡΙΤΟΥ 17 & ΑΜΕΡΙΚΗΣ ATHINA	2103670700								
PIRAEUS BANK S.A.			a			a		a	
, ΑΜΕΡΙΚΗΣ 4 ATHINA	2103335000								
PIRAEUS SECURITIES S. A.			a		a	a	a		a
10, ΣΤΑΔΙΟΥ 10 ATHINA	2103354100								
PROCHOICE SECURITIES LTD			a	a					
57, ΛΕΩΦ.ΣΠΥΡΟΥ ΚΥΠΡΙΑΝΟΥ 57, ΑΚΙΝΗΤΑ Φ	035724661192								
SHARELINK SECURITIES & FINANCIAL SERVICES LTD			a			a			
6 , HOUSE-ΘΕΟΤΟΚΗ 6 ΜΕΓΑΡΟ ΕΛΛΗΝΑ	+357 22554200								
SOCIETE GENERALE S.A.			a	a		a			
, 17 COURS VALMY, CEDEX	+157290504								
SOLIDUS SECURITIES S.A			a			a			a
64, ΛΟΥΙΖΗΣ ΠΙΑΝΚΟΥΡ 64 ATHINA	2106900600								
ST. EM. LAVRENTAKIS SECURITIES S.A.			a			a			
7-9, ΣΟΦΟΚΛΕΟΥΣ 7-9 ATHINA	2103213336								
THE CYPRUS INVESTMENT & & SECURITIES CORPORATION LTD			a	a					
154, ΑΓΙΟΥ ΠΡΟΚΟΠΙΟΥ & ΠΟΣΕΙΔΩΝΟΣ 1	0035722121700								
UBS EUROPE SE			a	a					
, OPERNTURM, BOCKENHEIMER LANDSTRASSE 2-4	496921790								
UBS LIMITED			a						
1 , FINSBURY AVENUE LONDON	+44 2075687135								

List of Stocks under Market Making operations

Securities	Stock Category
Market Maker	Start Market Making
MLS MULTIMEDIA SA (CR)	Suspension Status
PIRAEUS SECURITIES S. A.	01/08/2019
ALPHA ETF FTSE Athex Large Cap	Exchange Traded Funds (ETFs)
ALPHA FINANCE INVESTMENT SERVICES SINGLE MEMBER SA	02/01/1900
NATIONAL SECURITIES SINGLE MEMBER SA	02/01/1900
ADMIE (IPTO) HOLDING S.A. (CR)	Main Market
EUROBANK EQUITIES INVESTMENT FIRM SINGLE MEMBER SA	24/05/2021
HELLENIC AMERICAN SECURITIES S.A.	09/03/2020
PIRAEUS SECURITIES S. A.	29/06/2017
AEGEAN AIRLINES (CR)	Main Market
EUROBANK EQUITIES INVESTMENT FIRM SINGLE MEMBER SA	22/09/2020
ALPHA SERVICES HOLD (CR)	Main Market
ALPHA FINANCE INVESTMENT SERVICES SINGLE MEMBER SA	29/02/2016
EUROBANK EQUITIES INVESTMENT FIRM SINGLE MEMBER SA	22/10/2006
GREENPOST TRADING EUROPE LTD	12/06/2023
HELLENIC AMERICAN SECURITIES S.A.	25/07/2014
LEON DEPOLAS SECURITIES S.A.	04/01/2016
MERIT SECURITIES S.A	03/09/2012
NATIONAL SECURITIES SINGLE MEMBER SA	02/01/1900
PIRAEUS SECURITIES S. A.	28/05/2009
ALPHA TRUST (CR)	Main Market
EUROBANK EQUITIES INVESTMENT FIRM SINGLE MEMBER SA	06/02/2023
LEON DEPOLAS SECURITIES S.A.	04/01/2021
ANDROMEDA SA (CR)	Main Market
BETA SECURITIES S.A.	15/02/2021
OPTIMA BANK S.A.	03/04/2023
ATTICA BANK S.A. (CR)	Main Market
EUROXX SECURITIES S.A.	22/01/2016
PIRAEUS SECURITIES S. A.	20/09/2017
AUSTRIACARD (CB)	Main Market
BETA SECURITIES S.A.	23/03/2023
EUROBANK EQUITIES INVESTMENT FIRM SINGLE MEMBER SA	15/05/2023
AUTOHELLAS SA (CR)	Main Market
ALPHA FINANCE INVESTMENT SERVICES SINGLE MEMBER SA	01/07/2019
EUROXX SECURITIES S.A.	02/07/2018
AVAX S.A. (CR)	Main Market
EUROBANK EQUITIES INVESTMENT FIRM SINGLE MEMBER SA	14/12/2015
PIRAEUS SECURITIES S. A.	01/02/2021
AVE (CR)	Main Market
EUROXX SECURITIES S.A.	05/06/2020
BRIQ PROPERTIES (CR)	Main Market
EUROBANK EQUITIES INVESTMENT FIRM SINGLE MEMBER SA	09/09/2019
LEON DEPOLAS SECURITIES S.A.	22/02/2021
CC HBC AG (CR)	Main Market
BETA SECURITIES S.A.	08/03/2021
NATIONAL SECURITIES SINGLE MEMBER SA	02/01/1900
PIRAEUS SECURITIES S. A.	04/05/2015
CENERGY HOLDINGS (CB)	Main Market
ALPHA FINANCE INVESTMENT SERVICES SINGLE MEMBER SA	02/01/2016
EUROBANK EQUITIES INVESTMENT FIRM SINGLE MEMBER SA	02/01/2016
OPTIMA BANK S.A.	14/03/2022
PANTELAKIS SECURITIES S.A.	27/12/2022
CNL CAPITAL (CR)	Main Market
MERIT SECURITIES S.A	01/10/2018
DIMAND (CR)	Main Market
ALPHA FINANCE INVESTMENT SERVICES SINGLE MEMBER SA	08/08/2022
EUROBANK EQUITIES INVESTMENT FIRM SINGLE MEMBER SA	08/08/2022
PANTELAKIS SECURITIES S.A.	15/05/2023
EKTER SA (CR)	Main Market
BETA SECURITIES S.A.	26/09/2022
EUROBANK EQUITIES INVESTMENT FIRM SINGLE MEMBER SA	16/10/2017
LEON DEPOLAS SECURITIES S.A.	21/05/2018
ELASTRON (CR)	Main Market
LEON DEPOLAS SECURITIES S.A.	20/02/2017

List of Stocks under Market Making operations

Securities	Stock Category
Market Maker	Start Market Making
ELLAKTOR (CR)	Main Market
ALPHA FINANCE INVESTMENT SERVICES SINGLE MEMBER SA	18/03/2019
EUROBANK EQUITIES INVESTMENT FIRM SINGLE MEMBER SA	01/06/2012
EUROXX SECURITIES S.A.	24/09/2018
NATIONAL SECURITIES SINGLE MEMBER SA	02/01/1900
PIRAEUS SECURITIES S. A.	22/10/2018
ELTON SA (CR)	Main Market
BETA SECURITIES S.A.	03/09/2012
EUROBANK EQUITIES INVESTMENT FIRM SINGLE MEMBER SA	28/11/2022
OPTIMA BANK S.A.	30/01/2023
ELVALHALCOR (CR)	Main Market
ALPHA FINANCE INVESTMENT SERVICES SINGLE MEMBER SA	07/05/2018
BETA SECURITIES S.A.	09/01/2023
EUROBANK EQUITIES INVESTMENT FIRM SINGLE MEMBER SA	07/05/2018
ENTERSOFT (CR)	Main Market
ALPHA FINANCE INVESTMENT SERVICES SINGLE MEMBER SA	23/03/2023
EUROBANK EQUITIES INVESTMENT FIRM SINGLE MEMBER SA	22/06/2020
EUROBANK HOLDINGS (CR)	Main Market
ALPHA FINANCE INVESTMENT SERVICES SINGLE MEMBER SA	09/01/2006
EUROBANK EQUITIES INVESTMENT FIRM SINGLE MEMBER SA	01/06/2012
GREENPOST TRADING EUROPE LTD	12/06/2023
HELLENIC AMERICAN SECURITIES S.A.	25/07/2014
LEON DEPOLAS SECURITIES S.A.	30/11/2018
MERIT SECURITIES S.A	06/11/2017
NATIONAL SECURITIES SINGLE MEMBER SA	02/01/1900
PIRAEUS SECURITIES S. A.	28/09/2009
EUROCONSULTANTS S.A. (CR)	Main Market
OPTIMA BANK S.A.	01/02/2023
EYDAP S.A. (CR)	Main Market
ALPHA FINANCE INVESTMENT SERVICES SINGLE MEMBER SA	27/01/2020
EUROBANK EQUITIES INVESTMENT FIRM SINGLE MEMBER SA	10/06/2019
FOURLIS (CR)	Main Market
EUROBANK EQUITIES INVESTMENT FIRM SINGLE MEMBER SA	01/12/2016
PIRAEUS SECURITIES S. A.	06/03/2017
GEK TERNA (CR)	Main Market
BETA SECURITIES S.A.	08/03/2021
EUROBANK EQUITIES INVESTMENT FIRM SINGLE MEMBER SA	24/05/2021
PIRAEUS SECURITIES S. A.	29/08/2019
GR. SARANTIS S.A. (CR)	Main Market
BETA SECURITIES S.A.	14/05/2012
EUROBANK EQUITIES INVESTMENT FIRM SINGLE MEMBER SA	24/10/2016
HELLENIC EXCHANGES-A.S.E. (CR)	Main Market
HELLENIC AMERICAN SECURITIES S.A.	01/09/2014
NATIONAL SECURITIES SINGLE MEMBER SA	02/01/1900
PIRAEUS SECURITIES S. A.	04/05/2015
HELLENIQ ENERGY (CR)	Main Market
HELLENIC AMERICAN SECURITIES S.A.	14/09/2015
PIRAEUS SECURITIES S. A.	20/03/2017
IDEAL HOLDINGS (CR)	Main Market
EUROBANK EQUITIES INVESTMENT FIRM SINGLE MEMBER SA	07/06/2021
PIRAEUS SECURITIES S. A.	07/06/2021
INTERCONTINENTAL (CR)	Main Market
LEON DEPOLAS SECURITIES S.A.	03/06/2019
INTERLIFE G.C.I.(CR)	Main Market
BETA SECURITIES S.A.	24/10/2022
INTERWOOD-XYLEMPORIA (CR)	Main Market
EUROBANK EQUITIES INVESTMENT FIRM SINGLE MEMBER SA	05/07/2021
PANTELAKIS SECURITIES S.A.	01/07/2021
INTRAKAT (CR)	Main Market
BETA SECURITIES S.A.	04/10/2021
PANTELAKIS SECURITIES S.A.	10/10/2022
JUMBO SA (CR)	Main Market
BETA SECURITIES S.A.	01/02/2021
EUROBANK EQUITIES INVESTMENT FIRM SINGLE MEMBER SA	25/05/2020
GREENPOST TRADING EUROPE LTD	12/06/2023
MERIT SECURITIES S.A	06/11/2017
PIRAEUS SECURITIES S. A.	06/03/2017

List of Stocks under Market Making operations

Securities	Stock Category
Market Maker	Start Market Making
KLOUKINAS - LAPPAS SA (CR)	Main Market
OPTIMA BANK S.A.	02/01/2023
KRI-KRI S.A. (CR)	Main Market
EUROBANK EQUITIES INVESTMENT FIRM SINGLE MEMBER SA	07/05/2018
LEON DEPOLAS SECURITIES S.A.	16/01/2017
LAMDA DEVELOPMENT SA (CR)	Main Market
EUROBANK EQUITIES INVESTMENT FIRM SINGLE MEMBER SA	08/12/2014
PANTELAKIS SECURITIES S.A.	06/11/2017
PIRAEUS SECURITIES S. A.	29/06/2017
LAMPSA HOTEL SA (CR)	Main Market
LEON DEPOLAS SECURITIES S.A.	16/01/2017
MIG (CR)	Main Market
PIRAEUS SECURITIES S. A.	02/02/2009
MOTOR OIL (CR)	Main Market
BETA SECURITIES S.A.	08/03/2021
EUROBANK EQUITIES INVESTMENT FIRM SINGLE MEMBER SA	22/10/2006
GREENPOST TRADING EUROPE LTD	12/06/2023
LEON DEPOLAS SECURITIES S.A.	01/04/2019
MERIT SECURITIES S.A	25/02/2019
NATIONAL SECURITIES SINGLE MEMBER SA	02/01/1900
PIRAEUS SECURITIES S. A.	04/05/2015
MPLE KEDROS (CR)	Main Market
MERIT SECURITIES S.A	30/09/2022
MYTILINEOS (CR)	Main Market
ALPHA FINANCE INVESTMENT SERVICES SINGLE MEMBER SA	15/04/2019
BETA SECURITIES S.A.	11/04/2022
EUROBANK EQUITIES INVESTMENT FIRM SINGLE MEMBER SA	20/09/2017
GREENPOST TRADING EUROPE LTD	12/06/2023
MERIT SECURITIES S.A	25/02/2019
NATIONAL SECURITIES SINGLE MEMBER SA	02/01/1900
PIRAEUS SECURITIES S. A.	04/05/2015
NATIONAL BANK (CR)	Main Market
ALPHA FINANCE INVESTMENT SERVICES SINGLE MEMBER SA	09/01/2006
EUROBANK EQUITIES INVESTMENT FIRM SINGLE MEMBER SA	22/10/2006
GREENPOST TRADING EUROPE LTD	12/06/2023
HELLENIC AMERICAN SECURITIES S.A.	25/07/2014
LEON DEPOLAS SECURITIES S.A.	20/05/2015
MERIT SECURITIES S.A	03/09/2012
NATIONAL SECURITIES SINGLE MEMBER SA	02/01/1900
PIRAEUS SECURITIES S. A.	08/09/2008
OPAP (CR)	Main Market
ALPHA FINANCE INVESTMENT SERVICES SINGLE MEMBER SA	09/01/2006
BETA SECURITIES S.A.	11/04/2022
EUROBANK EQUITIES INVESTMENT FIRM SINGLE MEMBER SA	22/10/2006
GREENPOST TRADING EUROPE LTD	12/06/2023
HELLENIC AMERICAN SECURITIES S.A.	25/07/2014
MERIT SECURITIES S.A	20/03/2017
NATIONAL SECURITIES SINGLE MEMBER SA	02/01/1900
PIRAEUS SECURITIES S. A.	04/05/2015
OTE (CR)	Main Market
ALPHA FINANCE INVESTMENT SERVICES SINGLE MEMBER SA	09/01/2006
BETA SECURITIES S.A.	11/04/2022
EUROBANK EQUITIES INVESTMENT FIRM SINGLE MEMBER SA	22/10/2006
GREENPOST TRADING EUROPE LTD	12/06/2023
HELLENIC AMERICAN SECURITIES S.A.	25/07/2014
LEON DEPOLAS SECURITIES S.A.	20/04/2015
MERIT SECURITIES S.A	20/03/2017
NATIONAL SECURITIES SINGLE MEMBER SA	02/01/1900
PIRAEUS SECURITIES S. A.	08/09/2008
P.P.A. S.A. (CR)	Main Market
EUROBANK EQUITIES INVESTMENT FIRM SINGLE MEMBER SA	06/02/2019
PAPOUTSANIS (CR)	Main Market
BETA SECURITIES S.A.	25/11/2013
PETROPOULOS PETROS (CR)	Main Market
EUROBANK EQUITIES INVESTMENT FIRM SINGLE MEMBER SA	01/04/2019
PANTELAKIS SECURITIES S.A.	16/03/2020

List of Stocks under Market Making operations

Securities	Stock Category
Market Maker	Start Market Making
PIRAEUS FINANCIAL HOLD (CR)	Main Market
ALPHA FINANCE INVESTMENT SERVICES SINGLE MEMBER SA	15/04/2019
EUROBANK EQUITIES INVESTMENT FIRM SINGLE MEMBER SA	22/10/2006
EUROXX SECURITIES S.A.	15/02/2016
GREENPOST TRADING EUROPE LTD	12/06/2023
HELLENIC AMERICAN SECURITIES S.A.	25/07/2014
LEON DEPOLAS SECURITIES S.A.	30/11/2018
MERIT SECURITIES S.A	16/09/2013
NATIONAL SECURITIES SINGLE MEMBER SA	02/01/1900
PIRAEUS SECURITIES S. A.	16/02/2009
PPC (CR)	Main Market
ALPHA FINANCE INVESTMENT SERVICES SINGLE MEMBER SA	09/01/2006
BETA SECURITIES S.A.	01/02/2021
EUROBANK EQUITIES INVESTMENT FIRM SINGLE MEMBER SA	22/10/2006
GREENPOST TRADING EUROPE LTD	12/06/2023
HELLENIC AMERICAN SECURITIES S.A.	01/09/2014
MERIT SECURITIES S.A	06/11/2017
NATIONAL SECURITIES SINGLE MEMBER SA	02/01/1900
PIRAEUS SECURITIES S. A.	28/09/2009
PREMIA (CR)	Main Market
BETA SECURITIES S.A.	01/06/2021
LEON DEPOLAS SECURITIES S.A.	05/12/2022
PANTELAKIS SECURITIES S.A.	23/12/2021
PROFILE SA (CR)	Main Market
OPTIMA BANK S.A.	03/04/2023
PANTELAKIS SECURITIES S.A.	01/07/2019
QUALITY & RELIABILITY SA (CR)	Main Market
OPTIMA BANK S.A.	03/01/2023
QUEST HOLDINGS (CR)	Main Market
BETA SECURITIES S.A.	26/03/2018
EUROBANK EQUITIES INVESTMENT FIRM SINGLE MEMBER SA	28/01/2019
SIDMA STEEL (CR)	Main Market
LEON DEPOLAS SECURITIES S.A.	06/06/2022
OPTIMA BANK S.A.	25/05/2023
SPACE HELLAS SA (CR)	Main Market
MERIT SECURITIES S.A	09/12/2022
TECHNICAL OLYMPIC SA (CR)	Main Market
BETA SECURITIES S.A.	04/04/2022
TERNA ENERGY (CR)	Main Market
EUROBANK EQUITIES INVESTMENT FIRM SINGLE MEMBER SA	24/05/2021
PIRAEUS SECURITIES S. A.	09/12/2019
THRACE PLASTICS SA (CR)	Main Market
ALPHA FINANCE INVESTMENT SERVICES SINGLE MEMBER SA	26/03/2018
EUROBANK EQUITIES INVESTMENT FIRM SINGLE MEMBER SA	26/03/2018
TITAN CEMENT (CB)	Main Market
BETA SECURITIES S.A.	01/02/2021
EUROBANK EQUITIES INVESTMENT FIRM SINGLE MEMBER SA	06/11/2019
PIRAEUS SECURITIES S. A.	18/01/2021
TZIRAKIAN PROFIL (CR)	Main Market
LEON DEPOLAS SECURITIES S.A.	19/07/2021
VIOHALCO SA/NV (CB)	Main Market
ALPHA FINANCE INVESTMENT SERVICES SINGLE MEMBER SA	11/03/2008
EUROBANK EQUITIES INVESTMENT FIRM SINGLE MEMBER SA	04/03/2014
MERIT SECURITIES S.A	17/03/2014

Underlying Asset				Derivatives Market													
Price max	Price min	Closing price	change	Delivery Month	Open price	Price max	Price min	Last price	Closing price	Last Bid	Last Ask	Fixing price*	Life high	Life low	Trades	Volume	Open Interest
(Trade Unit: 1 Index Point x 2€, Cash Settlement)																	
3,093.67	3,062.48	3,076.80	0.43%	July 2023	3,052.00	3,080.00	3,046.25	3,052.00	3,052.00	---	---		3,097.00	---	143	536	4,304
				August 2023	3,049.25	3,077.25	3,049.25	3,077.25	3,077.25	---	---		---	3,097.00	3	5	112
				September 2023	---	---	---	---	3,078.25	---	---		---	---	---	---	---
				December 2023	---	---	---	---	3,093.75	---	---		---	---	---	---	---
				March 2024	---	---	---	---	3,109.25	---	---		---	---	---	---	---
				June 2024	---	---	---	---	3,126.00	---	---		---	---	---	---	---
(Trade Unit: 1 Index Point x 15€, Cash Settlement)																	
1,008.12	990.53	995.90	0.29%	September 2023	1,005.75	1,020.50	1,000.00	1,000.00	1,000.00	---	---		---	1,052.25	22	308	1,417
				December 2023	---	---	---	---	1,002.75	---	---		---	---	---	---	---
				March 2024	---	---	---	---	1,007.75	---	---		---	---	---	---	---
				June 2024	---	---	---	---	1,013.25	---	---		---	---	---	---	---
(Trade Unit: 1 Index Point x 2€, Cash Settlement)																	
4,924.86	4,863.46	4,897.60	0.43%	July 2023	---	---	---	---	4,789.00	---	---		4,855.00	---	---	---	88
				August 2023	---	---	---	---	4,790.00	---	---		---	4,856.00	---	---	22
				September 2023	---	---	---	---	4,778.75	---	---		---	4,843.50	---	---	100
				December 2023	---	---	---	---	4,925.00	---	---		---	---	---	---	---
				March 2024	---	---	---	---	4,949.50	---	---		---	---	---	---	---
				June 2024	---	---	---	---	4,976.25	---	---		---	---	---	---	---

Derivatives notes

Fixing prices and final open positions can be retrieved from the following path <http://www.helex.gr/el/web/guest/statistics-end-of-day-derivatives>

Underlying Asset				Derivatives Market													
Price max	Price min	Closing price	change	Delivery Month	Open price	Price max	Price min	Last price	Closing price	Last Bid	Last Ask	Fixing price*	Life high	Life low	Trades	Volume	Open Interest
ADMIE (IPTO) HOLDING S.A. (CR)				(Contract Size: 100 Securities, Physical Delivery)													
2.225	2.14	2.215	3.99%	September 2023	2.16	2.22	2.15	2.22	2.22	---	---		2.22	---	70	568	14,409
				December 2023	---	---	---	---	2.15	---	---		---	---	---	---	---
				March 2024	---	---	---	---	2.16	---	---		---	---	---	---	---
				June 2024	---	---	---	---	2.17	---	---		---	---	---	---	---
AEGEAN AIRLINES (CR)				(Contract Size: 100 Securities, Physical Delivery)													
10.78	10.34	10.78	4.26%	September 2023	10.61	10.87	10.60	10.84	10.84	---	---		10.87	---	122	275	5,573
				December 2023	---	---	---	---	10.44	---	---		---	---	---	---	---
				March 2024	---	---	---	---	10.49	---	---		---	---	---	---	---
				June 2024	---	---	---	---	10.55	---	---		---	---	---	---	---
ALPHA SERVICES HOLD (CR)				(Contract Size: 100 Securities, Physical Delivery)													
1.5525	1.5115	1.5365	1.15%	September 2023	1.55	1.58	1.54	1.56	1.56	---	---		1.63	---	297	12,503	184,639
				December 2023	---	---	---	---	1.55	---	---		1.65	---	---	---	410
				March 2024	---	---	---	---	1.54	---	---		---	---	---	---	---
				June 2024	---	---	---	---	1.55	---	---		---	---	---	---	---
AUTOHELLAS SA (CR)				(Contract Size: 100 Securities, Physical Delivery)													
13.88	13.54	13.58	-1.16%	September 2023	13.70	14.01	13.70	14.01	14.01	---	---		14.56	---	5	19	81
				December 2023	---	---	---	---	13.88	---	---		---	---	---	---	---
				March 2024	---	---	---	---	13.95	---	---		---	---	---	---	---
				June 2024	---	---	---	---	14.02	---	---		---	---	---	---	---
AVAX S.A. (CR)				(Contract Size: 100 Securities, Physical Delivery)													
1.254	1.22	1.244	1.80%	September 2023	1.24	1.28	1.24	1.28	1.28	---	---		1.28	---	9	31	727
				December 2023	---	---	---	---	1.23	---	---		---	---	---	---	---
				March 2024	---	---	---	---	1.24	---	---		---	---	---	---	---
				June 2024	---	---	---	---	1.25	---	---		---	---	---	---	---
CC HBC AG (CR)				(Contract Size: 100 Securities, Physical Delivery)													
27.57	27.18	27.18	-0.22%	September 2023	27.75	27.86	27.65	27.65	27.65	---	---		28.42	---	13	48	1,632
				December 2023	---	---	---	---	27.51	---	---		---	---	---	---	---
				March 2024	---	---	---	---	27.65	---	---		---	---	---	---	---
				June 2024	---	---	---	---	27.80	---	---		---	---	---	---	---
CENERGY HOLDINGS (CB)				(Contract Size: 100 Securities, Physical Delivery)													
6.07	5.95	6.05	0.33%	September 2023	5.99	6.11	5.99	6.11	6.11	---	---		6.36	---	25	148	6,231
				December 2023	---	---	---	---	6.09	---	---		---	---	---	---	---
				March 2024	---	---	---	---	6.12	---	---		---	---	---	---	---
				June 2024	---	---	---	---	6.15	---	---		---	---	---	---	---

Derivatives notes

Fixing prices and final open positions can be retrieved from the following path <http://www.helex.gr/el/web/guest/statistics-end-of-day-derivatives>

Underlying Asset				Derivatives Market													
Price max	Price min	Closing price	change	Delivery Month	Open price	Price max	Price min	Last price	Closing price	Last Bid	Last Ask	Fixing price*	Life high	Life low	Trades	Volume	Open Interest
ELLAKTOR (CR)				(Contract Size: 100 Securities, Physical Delivery)													
2.43	2.35	2.37	-2.27%	September 2023	2.45	2.45	2.40	2.40	2.40	---	---	---	2.45	---	10	86	482
				December 2023	---	---	---	---	2.45	---	---	---	---	---	---	---	---
				March 2024	---	---	---	---	2.46	---	---	---	---	---	---	---	---
				June 2024	---	---	---	---	2.47	---	---	---	---	---	---	---	---
ELVALHALCOR (CR)				(Contract Size: 100 Securities, Physical Delivery)													
2.06	1.996	2.06	3.52%	September 2023	2.02	2.05	2.02	2.04	2.04	---	---	---	2.06	---	18	59	1,821
				December 2023	---	---	---	---	2.01	---	---	---	---	---	---	---	---
				March 2024	---	---	---	---	2.02	---	---	---	---	---	---	---	---
				June 2024	---	---	---	---	2.03	---	---	---	---	---	---	---	---
EUROBANK HOLDINGS (CR)				(Contract Size: 100 Securities, Physical Delivery)													
1.5185	1.496	1.497	-0.63%	September 2023	1.52	1.54	1.52	1.52	1.52	---	---	---	1.59	---	53	1,295	38,232
				December 2023	---	---	---	---	1.52	---	---	---	---	---	---	---	---
				March 2024	---	---	---	---	1.53	---	---	---	---	---	---	---	---
				June 2024	---	---	---	---	1.54	---	---	---	---	---	---	---	---
EYDAP S.A. (CR)				(Contract Size: 100 Securities, Physical Delivery)													
6.85	6.75	6.75	-1.17%	September 2023	6.90	6.90	6.86	6.86	6.86	---	---	---	7.03	---	14	60	696
				December 2023	---	---	---	---	6.90	---	---	---	---	---	---	---	---
				March 2024	---	---	---	---	6.93	---	---	---	---	---	---	---	---
				June 2024	---	---	---	---	6.97	---	---	---	---	---	---	---	---
FOURLIS (CR)				(Contract Size: 100 Securities, Physical Delivery)													
4.685	4.52	4.65	4.14%	September 2023	4.55	4.61	4.53	4.61	4.61	---	---	---	4.61	---	39	176	1,286
				December 2023	---	---	---	---	4.51	---	---	---	---	---	---	---	---
				March 2024	---	---	---	---	4.53	---	---	---	---	---	---	---	---
				June 2024	---	---	---	---	4.56	---	---	---	---	---	---	---	---
GEK TERNA (CR)				(Contract Size: 100 Securities, Physical Delivery)													
14.66	14.42	14.64	1.67%	September 2023	14.70	14.75	14.65	14.75	14.75	---	---	---	14.75	---	15	37	7,582
				December 2023	---	---	---	---	14.54	---	---	---	---	---	---	---	---
				March 2024	---	---	---	---	14.62	---	---	---	---	---	---	---	---
				June 2024	---	---	---	---	14.69	---	---	---	---	---	---	---	---
HELLENIC EXCHANGES-A.S.E. (CR)				(Contract Size: 100 Securities, Physical Delivery)													
5.03	4.86	5	2.88%	September 2023	5.06	5.13	5.06	5.10	5.10	---	---	---	5.20	---	88	856	5,579
				December 2023	---	---	---	---	4.91	---	---	---	---	---	---	---	---
				March 2024	---	---	---	---	4.93	---	---	---	---	---	---	---	---
				June 2024	---	---	---	---	4.96	---	---	---	---	---	---	---	---

Derivatives notes

Fixing prices and final open positions can be retrieved from the following path <http://www.helex.gr/el/web/guest/statistics-end-of-day-derivatives>

Underlying Asset				Derivatives Market													
Price max	Price min	Closing price	change	Delivery Month	Open price	Price max	Price min	Last price	Closing price	Last Bid	Last Ask	Fixing price*	Life high	Life low	Trades	Volume	Open Interest
HELLENiQ ENERGY (CR)				(Contract Size: 100 Securities, Physical Delivery)													
8.41	8.18	8.4	2.07%	September 2023	7.92	8.01	7.92	8.00	8.00	---	---		8.11	---	7	13	1,108
				December 2023	---	---	---	---	8.31	---	---		---	---	---	---	---
				March 2024	---	---	---	---	8.35	---	---		---	---	---	---	---
				June 2024	---	---	---	---	8.40	---	---		---	---	---	---	---
INTRACOM HOLDINGS (CR)				(Contract Size: 100 Securities, Physical Delivery)													
2.1	2.035	2.035	-1.45%	September 2023	2.08	2.09	2.06	2.06	2.06	---	---		2.20	---	18	85	3,419
				December 2023	---	---	---	---	2.09	---	---		---	---	---	---	---
				March 2024	---	---	---	---	2.10	---	---		---	---	---	---	---
				June 2024	---	---	---	---	2.11	---	---		---	---	---	---	---
INTRAKAT (CR)				(Contract Size: 100 Securities, Physical Delivery)													
2.19	2.08	2.18	4.31%	September 2023	2.14	2.22	2.14	2.20	2.20	---	---		2.22	---	64	1,253	9,809
				December 2023	---	---	---	---	2.11	---	---		---	---	---	---	---
				March 2024	---	---	---	---	2.12	---	---		---	---	---	---	---
				June 2024	---	---	---	---	2.13	---	---		---	---	---	---	---
JUMBO SA (CR)				(Contract Size: 100 Securities, Physical Delivery)													
24.34	23.62	24	0.00%	September 2023	23.72	23.98	23.60	23.60	23.60	---	---		25.29	---	16	28	178
				December 2023	---	---	---	---	24.24	---	---		---	---	---	---	---
				March 2024	---	---	---	---	24.36	---	---		---	---	---	---	---
				June 2024	---	---	---	---	24.49	---	---		---	---	---	---	---
LAMDA DEVELOPMENT SA (CR)				(Contract Size: 100 Securities, Physical Delivery)													
6.685	6.55	6.66	0.91%	September 2023	6.71	6.77	6.67	6.74	6.74	---	---		6.84	---	30	94	4,951
				December 2023	---	---	---	---	6.67	---	---		---	---	---	---	---
				March 2024	---	---	---	---	6.70	---	---		---	---	---	---	---
				June 2024	---	---	---	---	6.73	---	---		---	---	---	---	---
MIG (CR)				(Contract Size: 100 Securities, Physical Delivery)													
4.47	4.1	4.42	5.24%	September 2023	4.14	4.35	4.14	4.28	4.28	---	---		5.10	---	17	67	73
				December 2023	---	---	---	---	4.24	---	---		---	---	---	---	---
				March 2024	---	---	---	---	4.26	---	---		---	---	---	---	---
				June 2024	---	---	---	---	4.29	---	---		---	---	---	---	---
MOTOR OIL (CR)				(Contract Size: 100 Securities, Physical Delivery)													
25.02	24.7	24.86	-0.16%	September 2023	24.26	24.26	24.08	24.11	24.11	---	---		24.26	---	26	85	1,306
				December 2023	---	---	---	---	25.15	---	---		---	---	---	---	---
				March 2024	---	---	---	---	25.27	---	---		---	---	---	---	---
				June 2024	---	---	---	---	25.41	---	---		---	---	---	---	---

Derivatives notes

Fixing prices and final open positions can be retrieved from the following path <http://www.helex.gr/el/web/guest/statistics-end-of-day-derivatives>

Underlying Asset				Derivatives Market													
Price max	Price min	Closing price	change	Delivery Month	Open price	Price max	Price min	Last price	Closing price	Last Bid	Last Ask	Fixing price*	Life high	Life low	Trades	Volume	Open Interest
MYTILINEOS (CR)				(Contract Size: 100 Securities, Physical Delivery)													
33.22	31.92	32.8	1.99%	September 2023	31.37	32.38	31.21	32.13	32.13	---	---	---	32.38	---	68	206	2,410
				December 2023	---	---	---	---	32.48	---	---	---	---	---	---	---	---
				March 2024	---	---	---	---	32.64	---	---	---	---	---	---	---	---
				June 2024	---	---	---	---	32.82	---	---	---	---	---	---	---	---
NATIONAL BANK (CR)				(Contract Size: 100 Securities, Physical Delivery)													
5.868	5.752	5.8	0.52%	September 2023	5.85	5.95	5.80	5.87	5.87	---	---	---	6.28	---	70	312	14,704
				December 2023	---	---	---	---	5.83	---	---	---	---	---	---	---	---
				March 2024	---	---	---	---	5.86	---	---	---	---	---	---	---	---
				June 2024	---	---	---	---	5.89	---	---	---	---	---	---	---	---
OPAP (CR)				(Contract Size: 103 Securities, Physical Delivery)													
16.15	15.86	16.05	0.31%	September 2023	16.10	16.20	16.08	16.20	16.20	---	---	---	16.42	15.91	9	35	1,823
				December 2023	---	---	---	---	16.16	---	---	---	---	---	---	---	---
				March 2024	---	---	---	---	16.24	---	---	---	---	---	---	---	---
				June 2024	---	---	---	---	16.33	---	---	---	---	---	---	---	---
OTE (CR)				(Contract Size: 100 Securities, Physical Delivery)													
15.14	15	15.07	0.47%	September 2023	14.75	14.77	14.70	14.74	14.74	---	---	---	15.08	---	24	141	11,439
				December 2023	---	---	---	---	15.15	---	---	---	---	---	---	---	---
				March 2024	---	---	---	---	15.22	---	---	---	---	---	---	---	---
				June 2024	---	---	---	---	15.31	---	---	---	---	---	---	---	---
P.P.A. S.A. (CR)				(Contract Size: 100 Securities, Physical Delivery)													
21	20.45	20.9	2.45%	September 2023	---	---	---	---	19.78	---	---	---	20.06	---	---	---	321
				December 2023	---	---	---	---	20.60	---	---	---	---	---	---	---	---
				March 2024	---	---	---	---	20.70	---	---	---	---	---	---	---	---
				June 2024	---	---	---	---	20.82	---	---	---	---	---	---	---	---
PIRAEUS FINANCIAL HOLD (CR)				(Contract Size: 100 Securities, Physical Delivery)													
2.91	2.808	2.83	0.28%	September 2023	2.89	2.95	2.84	2.86	2.86	---	---	---	3.07	---	456	10,905	69,995
				December 2023	---	---	---	---	2.85	---	---	---	---	---	---	---	---
				March 2024	---	---	---	---	2.86	---	---	---	---	---	---	---	---
				June 2024	---	---	---	---	2.88	---	---	---	---	---	---	---	---
PPC (CR)				(Contract Size: 100 Securities, Physical Delivery)													
10.15	10.01	10.1	0.00%	September 2023	10.35	10.46	10.29	10.35	10.35	---	---	---	10.46	---	127	745	23,967
				December 2023	---	---	---	---	10.20	---	---	---	---	---	---	---	---
				March 2024	---	---	---	---	10.25	---	---	---	---	---	---	---	---
				June 2024	---	---	---	---	10.31	---	---	---	---	---	---	---	---

Derivatives notes

Fixing prices and final open positions can be retrieved from the following path <http://www.helex.gr/el/web/guest/statistics-end-of-day-derivatives>

Underlying Asset				Derivatives Market													
Price max	Price min	Closing price	change	Delivery Month	Open price	Price max	Price min	Last price	Closing price	Last Bid	Last Ask	Fixing price*	Life high	Life low	Trades	Volume	Open Interest
QUEST HOLDINGS (CR)				(Contract Size: 100 Securities, Physical Delivery)													
6.4	6.3	6.3	-1.56%	September 2023	6.39	6.40	6.39	6.40	6.40	---	---		6.45	---	4	5	160
				December 2023	---	---	---	---	6.46	---	---		---	---	---	---	---
				March 2024	---	---	---	---	6.50	---	---		---	---	---	---	---
				June 2024	---	---	---	---	6.53	---	---		---	---	---	---	---
TERNA ENERGY (CR)				(Contract Size: 100 Securities, Physical Delivery)													
21.14	20.82	20.9	-0.19%	September 2023	20.92	20.92	20.81	20.88	20.88	---	---		21.16	---	8	10	12,184
				December 2023	---	---	---	---	21.15	---	---		---	---	---	---	---
				March 2024	---	---	---	---	21.25	---	---		---	---	---	---	---
				June 2024	---	---	---	---	21.37	---	---		---	---	---	---	---
TITAN CEMENT (CB)				(Contract Size: 100 Securities, Physical Delivery)													
17.22	16.98	17.16	0.94%	September 2023	16.78	16.78	16.75	16.78	16.78	---	---		16.98	---	3	9	339
				December 2023	---	---	---	---	17.17	---	---		---	---	---	---	---
				March 2024	---	---	---	---	17.25	---	---		---	---	---	---	---
				June 2024	---	---	---	---	17.35	---	---		---	---	---	---	---
VIOHALCO SA/NV (CB)				(Contract Size: 100 Securities, Physical Delivery)													
6.04	5.83	5.96	0.51%	September 2023	5.95	6.10	5.95	6.06	6.06	---	---		6.28	---	50	239	4,903
				December 2023	---	---	---	---	5.99	---	---		---	---	---	---	---
				March 2024	---	---	---	---	6.02	---	---		---	---	---	---	---
				June 2024	---	---	---	---	6.05	---	---		---	---	---	---	---

Derivatives notes

Fixing prices and final open positions can be retrieved from the following path <http://www.helex.gr/el/web/guest/statistics-end-of-day-derivatives>

Daily Official List

Section 7: Index Options

Year: 144 Trading Day No: 115

Wednesday, 21 June, 2023

FTSE/Athex Large Cap

(Trade Unit: 1 Index Point x 2€ - Exercise Style: European, Cash Settlement)

Call Options

July 2023

August 2023

Other Months

July 2023

August 2023

Other Months

July 2023

August 2023

Other Months

Put Options

July 2023

August 2023

Other Months

July 2023

August 2023

Other Months

July 2023

August 2023

Other Months

Exerise Price	Open price	Price max	Price min	Last price	Closing price	Volume	Open Interest	Open price	Price max	Price min	Last price	Closing price	Volume	Open Interest	Volume	Open Interest	Open price	Price max	Price min	Last price	Closing price	Volume	Open Interest	Volume	Open Interest	Exerise Price		
1,775	-	-	-	-	-	-	-	-	-	-	-	-	-	-	-	-	-	-	-	-	-	-	-	-	-	1,775		
1,800	-	-	-	-	-	-	-	-	-	-	-	-	-	-	-	-	-	-	-	-	-	-	-	-	-	1,800		
1,825	-	-	-	-	-	-	-	-	-	-	-	-	-	-	-	-	-	-	-	-	-	-	-	-	-	1,825		
1,850	-	-	-	-	-	-	-	-	-	-	-	-	-	-	-	-	-	-	-	-	-	-	-	-	-	1,850		
1,875	-	-	-	-	-	-	-	-	-	-	-	-	-	-	-	-	-	-	-	-	-	-	-	-	-	1,875		
1,900	-	-	-	-	-	-	-	-	-	-	-	-	-	-	-	-	-	-	-	-	-	-	-	-	-	1,900		
1,925	-	-	-	-	-	-	-	-	-	-	-	-	-	-	-	-	-	-	-	-	-	-	-	-	-	1,925		
1,950	-	-	-	-	-	-	-	-	-	-	-	-	-	-	-	-	-	-	-	-	-	-	-	-	-	1,950		
1,975	-	-	-	-	-	-	-	-	-	-	-	-	-	-	-	-	-	-	-	-	-	-	-	-	-	1,975		
2,000	-	-	-	-	-	-	-	-	-	-	-	-	-	-	-	-	-	-	-	-	-	-	-	-	-	2,000		
2,050	-	-	-	-	-	-	-	-	-	-	-	-	-	-	-	-	-	-	-	-	-	-	-	-	-	2,050		
2,100	-	-	-	-	-	-	-	-	-	-	-	-	-	-	-	-	-	-	-	-	-	-	-	-	-	2,100		
2,150	-	-	-	-	-	-	-	-	-	-	-	-	-	-	-	-	-	-	-	-	-	-	-	-	-	2,150		
2,200	-	-	-	-	-	-	-	-	-	-	-	-	-	-	-	-	-	-	-	-	-	-	-	-	-	2,200		
2,250	-	-	-	-	-	-	-	-	-	-	-	-	-	-	-	-	-	-	-	-	-	-	-	-	-	2,250		
2,300	-	-	-	-	-	-	-	-	-	-	-	-	-	-	-	-	-	-	-	-	-	-	-	-	-	2,300		
2,350	0.00	0.00	0.00	-	691.00	-	-	-	-	-	-	-	-	-	-	-	0.00	0.00	0.00	-	0.01	-	-	-	-	2,350		
2,400	0.00	0.00	0.00	-	641.00	-	-	-	-	-	-	-	-	-	-	-	0.00	0.00	0.00	-	0.01	-	-	-	-	2,400		
2,450	0.00	0.00	0.00	-	591.00	-	-	-	-	-	-	-	-	-	-	-	0.00	0.00	0.00	-	0.02	-	-	-	-	2,450		
2,500	0.00	0.00	0.00	-	541.00	-	-	0.00	0.00	0.00	-	541.00	-	-	-	-	0.00	0.00	0.00	-	0.07	-	-	0.00	0.00	0.00	2,500	
2,550	0.00	0.00	0.00	-	491.00	-	-	0.00	0.00	0.00	-	492.00	-	-	-	-	0.00	0.00	0.00	-	0.19	-	-	0.00	0.00	0.00	2,550	
2,600	0.00	0.00	0.00	-	442.00	-	-	0.00	0.00	0.00	-	443.00	-	-	-	-	0.00	0.00	0.00	-	0.50	-	-	0.00	0.00	0.00	2,600	
2,650	0.00	0.00	0.00	-	392.00	-	-	0.00	0.00	0.00	-	396.00	-	-	-	-	0.00	0.00	0.00	-	1.20	-	-	0.00	0.00	0.00	2,650	
2,700	0.00	0.00	0.00	-	344.00	-	-	0.00	0.00	0.00	-	349.00	-	-	-	-	0.00	0.00	0.00	-	2.50	-	-	0.00	0.00	0.00	2,700	
2,750	0.00	0.00	0.00	-	297.00	-	-	0.00	0.00	0.00	-	305.00	-	-	-	-	0.00	0.00	0.00	-	5.00	-	-	0.00	0.00	0.00	2,750	
2,800	0.00	0.00	0.00	-	251.00	-	1	0.00	0.00	0.00	-	262.00	-	-	-	-	0.00	0.00	0.00	-	9.30	-	-	0.00	0.00	0.00	2,800	
2,850	0.00	0.00	0.00	-	208.00	-	-	0.00	0.00	0.00	-	223.00	-	-	-	-	0.00	0.00	0.00	-	16.00	-	20	0.00	0.00	0.00	2,850	
2,900	0.00	0.00	0.00	-	168.00	-	-	0.00	0.00	0.00	-	186.00	-	-	-	-	0.00	0.00	0.00	-	26.25	-	2	0.00	0.00	0.00	2,900	
2,950	0.00	0.00	0.00	-	132.00	-	40	0.00	0.00	0.00	-	153.00	-	-	-	-	0.00	0.00	0.00	-	40.50	-	-	0.00	0.00	0.00	2,950	
3,000	110.00	118.00	110.00	110.00	110.00	22	35	135.00	135.00	135.00	135.00	135.00	20	22	53.50	118.00	49.75	49.75	49.75	49.75	40	86	0.00	0.00	0.00	-	82.00	3,000
3,050	79.00	80.00	79.00	80.00	80.00	26	38	0.00	0.00	0.00	-	98.00	-	20	0.00	80.00	0.00	-	83.50	-	71	0.00	0.00	0.00	-	106.00	3,050	
3,100	57.50	60.00	57.50	60.00	60.00	21	20	0.00	0.00	0.00	-	76.50	-	-	0.00	60.00	0.00	-	112.00	-	20	119.00	120.00	119.00	120.00	120.00	2	3,100
3,150	45.00	53.00	45.00	53.00	53.00	21	40	0.00	0.00	0.00	-	59.00	-	-	0.00	53.00	0.00	-	146.00	-	21	0.00	0.00	0.00	-	166.00	3,150	
3,200	0.00	0.00	0.00	-	25.50	-	1	0.00	0.00	0.00	-	44.25	-	-	0.00	0.00	0.00	-	183.00	-	-	0.00	0.00	0.00	-	202.00	3,200	
3,250	0.00	0.00	0.00	-	16.75	-	-	0.00	0.00	0.00	-	32.75	-	-	0.00	0.00	0.00	-	224.00	-	-	0.00	0.00	0.00	-	240.00	3,250	
3,300	0.00	0.00	0.00	-	10.50	-	-	0.00	0.00	0.00	-	23.75	-	-	0.00	0.00	0.00	-	268.00	-	-	0.00	0.00	0.00	-	281.00	3,300	

Hellenic Exchanges – Athens Stock Exchange S.A.

Market Analysis & Communication Unit

Section 7, 1/2

FTSE/Athex Large Cap

(Trade Unit: 1 Index Point x 2€ - Exercise Style: European, Cash Settlement)

Call Options															Put Options																				
Exercise Price	July 2023							August 2023							Other Months		July 2023							August 2023							Other Months		Exercise Price		
	Open price	Price max	Price min	Last price	Closing price	Volume	Open Interest	Open price	Price max	Price min	Last price	Closing price	Volume	Open Interest	Volume	Open Interest	Open price	Price max	Price min	Last price	Closing price	Volume	Open Interest	Open price	Price max	Price min	Last price	Closing price	Volume	Open Interest	Volume	Open Interest			
3,350	0.00	0.00	0.00	-	6.50	-	-	0.00	0.00	0.00	-	17.00	-	-			0.00	0.00	0.00	-	314.00	-	-	0.00	0.00	0.00	-	324.00	-	-			3,350		
Totals:						90	175							20	42	0	0							40	220							2	101	0	0
Number of Trades:						9								1	0								2							2	0				

ALPHA SERVICES HOLD (CR)

(Contract Size: 100 Securities, Exercise Style: American, Physical Delivery)

Call Options															Put Options																										
July 2023							August 2023							Other Months		July 2023							August 2023							Other Months											
Exerise Price	Open price	Price max	Price min	Last price	Closing price	Volume	Open Interest	Open price	Price max	Price min	Last price	Closing price	Volume	Open Interest	Volume	Open Interest	Open price	Price max	Price min	Last price	Closing price	Volume	Open Interest	Open price	Price max	Price min	Last price	Closing price	Volume	Open Interest	Volume	Open Interest	Exerise Price								
0.550						-	-							-	-								-	-					-	-				0.006							
0.600						-	-							-	-								-	-					-	-				0.006							
0.650						-	-							-	-								-	-					-	-				0.007							
0.700						-	-							-	-								-	-					-	-				0.007							
0.750						-	-							-	-								-	-					-	-				0.008							
0.800	0.000	0.000	0.000		0.721	-	-							-	-		0.000	0.000	0.000		0.002	-	-					-	-					0.008							
0.850	0.000	0.000	0.000		0.671	-	-	0.000	0.000	0.000		0.673	-	-			0.000	0.000	0.000		0.001	-	-	0.000	0.000	0.000		0.001	-	-					0.009						
0.900	0.000	0.000	0.000		0.622	-	-	0.000	0.000	0.000		0.623	-	-			0.000	0.000	0.000		0.001	-	-	0.000	0.000	0.000		0.001	-	-					0.009						
0.950	0.000	0.000	0.000		0.572	-	-	0.000	0.000	0.000		0.573	-	-			0.000	0.000	0.000		0.001	-	-	0.000	0.000	0.000		0.001	-	-					0.010						
1.000	0.000	0.000	0.000		0.522	-	-	0.000	0.000	0.000		0.524	-	-			0.000	0.000	0.000		0.001	-	-	0.000	0.000	0.000		0.001	-	-					0.010						
1.100	0.000	0.000	0.000		0.422	-	-	0.000	0.000	0.000		0.426	-	-			0.000	0.000	0.000		0.001	-	-	0.000	0.000	0.000		0.002	-	-					0.011						
1.200	0.000	0.000	0.000		0.324	-	-	0.000	0.000	0.000		0.332	-	-			0.000	0.000	0.000		0.002	-	-	0.000	0.000	0.000		0.008	-	-					0.012						
1.300	0.000	0.000	0.000		0.232	-	-	0.000	0.000	0.000		0.247	-	-			0.000	0.000	0.000		0.009	-	-	0.000	0.000	0.000		0.023	-	-					0.013						
1.400	0.000	0.000	0.000		0.151	-	4	0.000	0.000	0.000		0.174	-	-			0.000	0.000	0.000		0.029	-	-	0.000	0.000	0.000		0.049	-	-					0.014						
1.500	0.000	0.000	0.000		0.089	-	-	0.000	0.000	0.000		0.116	-	-			0.000	0.000	0.000		0.067	-	-	0.000	0.000	0.000		0.091	-	-					0.015						
1.600	0.000	0.000	0.000		0.047	-	-	0.000	0.000	0.000		0.072	-	-			0.000	0.000	0.000		0.125	-	-	0.000	0.000	0.000		0.148	-	-					0.016						
1.700	0.000	0.000	0.000		0.022	-	-	0.000	0.000	0.000		0.044	-	-			0.000	0.000	0.000		0.200	-	-	0.000	0.000	0.000		0.219	-	-					0.017						
1.800	0.000	0.000	0.000		0.010	-	-	0.000	0.000	0.000		0.025	-	-			0.000	0.000	0.000		0.287	-	-	0.000	0.000	0.000		0.301	-	-					0.018						
1.900	0.000	0.000	0.000		0.004	-	-	0.000	0.000	0.000		0.014	-	-			0.000	0.000	0.000		0.382	-	-	0.000	0.000	0.000		0.390	-	-					0.019						
2.000	0.000	0.000	0.000		0.001	-	-	0.000	0.000	0.000		0.007	-	-			0.000	0.000	0.000		0.480	-	-	0.000	0.000	0.000		0.484	-	-					0.020						
2.200	0.000	0.000	0.000		0.001	-	-	0.000	0.000	0.000		0.002	-	-			0.000	0.000	0.000		0.680	-	-	0.000	0.000	0.000		0.680	-	-					0.022						
Totals:						0	4							0	0	0	0							0	0							0	0	0	0						
Number of Trades:						0						0						0.00						0						0											

NATIONAL BANK (CR)

(Contract Size: 100 Securities, Exercise Style: American, Physical Delivery)

Call Options																Put Options																				
July 2023								August 2023								Other Months		July 2023								August 2023								Other Months		
Exerise Price	Open price	Price max	Price min	Last price	Closing price	Volume	Open Interest	Open price	Price max	Price min	Last price	Closing price	Volume	Open Interest	Volume	Open Interest	Open price	Price max	Price min	Last price	Closing price	Volume	Open Interest	Open price	Price max	Price min	Last price	Closing price	Volume	Open Interest	Volume	Open Interest	Exerise Price			
2.000						-	-							-	-							-	-					-	-					0.020		
2.200						-	-							-	-							-	-					-	-					0.022		
2.400						-	-							-	-							-	-					-	-					0.024		
2.600						-	-							-	-							-	-					-	-					0.026		
2.800						-	-							-	-							-	-					-	-					0.028		
3.000						-	-							-	-							-	-					-	-					0.030		
3.200	0.000	0.000	0.000		2.58	-	-							-	-		0.000	0.000	0.000		0.001	-	-					-	-					0.032		
3.400	0.000	0.000	0.000		2.38	-	-							-	-		0.000	0.000	0.000		0.001	-	-					-	-					0.034		
3.600	0.000	0.000	0.000		2.18	-	-	0.000	0.000	0.000		2.18	-	-			0.000	0.000	0.000		0.001	-	-	0.000	0.000	0.000		0.001	-	-					0.036	
3.800	0.000	0.000	0.000		1.98	-	-	0.000	0.000	0.000		1.98	-	-			0.000	0.000	0.000		0.001	-	-	0.000	0.000	0.000		0.002	-	-					0.038	
4.000	0.000	0.000	0.000		1.78	-	-	0.000	0.000	0.000		1.79	-	-			0.000	0.000	0.000		0.001	-	-	0.000	0.000	0.000		0.006	-	-					0.040	
4.400	0.000	0.000	0.000		1.38	-	-	0.000	0.000	0.000		1.41	-	-			0.000	0.000	0.000		0.004	-	-	0.000	0.000	0.000		0.024	-	-					0.044	
4.800	0.000	0.000	0.000		1.00	-	-	0.000	0.000	0.000		1.06	-	-			0.000	0.000	0.000		0.023	-	-	0.000	0.000	0.000		0.071	-	-					0.048	
5.200	0.000	0.000	0.000		0.664	-	-	0.000	0.000	0.000		0.748	-	-			0.000	0.000	0.000		0.085	-	-	0.000	0.000	0.000		0.162	-	-					0.052	
5.600	0.000	0.000	0.000		0.395	-	-	0.000	0.000	0.000		0.505	-	-			0.000	0.000	0.000		0.216	-	10	0.000	0.000	0.000		0.317	-	-					0.056	
6.000	0.275	0.275	0.275	0.275	0.275	3	-	0.000	0.000	0.000		0.320	-	-			0.000	0.000	0.000		0.429	-	-	0.000	0.000	0.000		0.532	-	-					0.060	
6.400	0.000	0.000	0.000		0.099	-	-	0.000	0.000	0.000		0.191	-	-			0.000	0.000	0.000		0.720	-	-	0.000	0.000	0.000		0.803	-	-					0.064	
6.800	0.000	0.000	0.000		0.042	-	-	0.000	0.000	0.000		0.110	-	-			0.000	0.000	0.000		1.06	-	-	0.000	0.000	0.000		1.12	-	-					0.068	
7.200	0.000	0.000	0.000		0.015	-	-	0.000	0.000	0.000		0.061	-	-			0.000	0.000	0.000		1.44	-	-	0.000	0.000	0.000		1.47	-	-					0.072	
7.600	0.000	0.000	0.000		0.006	-	-	0.000	0.000	0.000		0.032	-	-			0.000	0.000	0.000		1.83	-	-	0.000	0.000	0.000		1.85	-	-					0.076	
8.000	0.000	0.000	0.000		0.002	-	-	0.000	0.000	0.000		0.016	-	-			0.000	0.000	0.000		2.23	-	-	0.000	0.000	0.000		2.23	-	-					0.080	
Totals:						3	0						0	0	0	0						3	10					0	0	0	270					
Number of Trades:						1							0		0							0.00					0		0							

OPAP (CR)

(Contract Size: 100 Securities, Exercise Style: American, Physical Delivery)

Call Options																Put Options																				
July 2023								August 2023								Other Months		July 2023								August 2023								Other Months		
Exerise Price	Open price	Price max	Price min	Last price	Closing price	Volume	Open Interest	Open price	Price max	Price min	Last price	Closing price	Volume	Open Interest	Volume	Open Interest	Open price	Price max	Price min	Last price	Closing price	Volume	Open Interest	Open price	Price max	Price min	Last price	Closing price	Volume	Open Interest	Volume	Open Interest	Exerise Price			
8.800						-	-						-	-								-	-						-	-			0.088			
9.200						-	-						-	-								-	-						-	-			0.092			
9.600						-	-						-	-								-	-						-	-			0.096			
9.730	0.000	0.000	0.000		6.29	-	-						-	-			0.000	0.000	0.000		0.001	-	-					-	-			0.097				
10.000						-	-						-	-								-	-					-	-			0.100				
10.710	0.000	0.000	0.000		5.31	-	-						-	-			0.000	0.000	0.000		0.001	-	-					-	-			0.107				
11.000	0.000	0.000	0.000		5.02	-	-	0.000	0.000	0.000		5.04	-	-			0.000	0.000	0.000		0.001	-	-	0.000	0.000	0.000		0.005	-	-			0.110			
11.680	0.000	0.000	0.000		4.34	-	-						-	-			0.000	0.000	0.000		0.001	-	-					-	-			0.117				
12.000	0.000	0.000	0.000		4.02	-	-	0.000	0.000	0.000		4.04	-	-			0.000	0.000	0.000		0.001	-	-	0.000	0.000	0.000		0.001	-	-			0.120			
12.650	0.000	0.000	0.000		3.37	-	-						-	-			0.000	0.000	0.000		0.001	-	-					-	-			0.127				
13.000	0.000	0.000	0.000		3.02	-	-	0.000	0.000	0.000		3.05	-	-			0.000	0.000	0.000		0.001	-	-	0.000	0.000	0.000		0.006	-	-			0.130			
13.630	0.000	0.000	0.000		2.40	-	-						-	-			0.000	0.000	0.000		0.008	-	-					-	-			0.136				
14.000	0.000	0.000	0.000		2.04	-	-	0.000	0.000	0.000		2.09	-	-			0.000	0.000	0.000		0.019	-	-	0.000	0.000	0.000		0.048	-	-			0.140			
14.600	0.000	0.000	0.000		1.49	-	-						-	-			0.000	0.000	0.000		0.068	-	15					-	-			0.146				
15.000	0.000	0.000	0.000		1.16	-	-	0.000	0.000	0.000		1.26	-	-			0.000	0.000	0.000		0.134	-	-	0.000	0.000	0.000		0.211	-	-			0.150			
15.570	0.000	0.000	0.000		0.756	-	60						-	-			0.000	0.000	0.000		0.300	-	-					-	-			0.156				
16.000	0.000	0.000	0.000		0.512	-	-	0.000	0.000	0.000		0.633	-	-			0.000	0.000	0.000		0.486	-	-	0.000	0.000	0.000		0.585	-	-			0.160			
16.550	0.000	0.000	0.000		0.292	-	6						-	-			0.000	0.000	0.000		0.817	-	-					-	-			0.166				
17.000	0.000	0.000	0.000		0.170	-	-	0.000	0.000	0.000		0.266	-	5			0.000	0.000	0.000		1.15	-	-	0.000	0.000	0.000		1.22	-	-			0.170			
17.520	0.000	0.000	0.000		0.083	-	-						-	-			0.000	0.000	0.000		1.58	-	-					-	-			0.175				
18.000	0.000	0.000	0.000		0.041	-	-	0.000	0.000	0.000		0.092	-	-			0.000	0.000	0.000		2.02	-	-	0.000	0.000	0.000		2.05	-	-			0.180			
18.490	0.000	0.000	0.000		0.018	-	-						-	-			0.000	0.000	0.000		2.49	-	-					-	-			0.185				
19.000	0.000	0.000	0.000		0.007	-	-	0.000	0.000	0.000		0.026	-	-			0.000	0.000	0.000		3.00	-	-	0.000	0.000	0.000		3.00	-	-			0.190			
19.470	0.000	0.000	0.000		0.003	-	-						-	-			0.000	0.000	0.000		3.47	-	-					-	-			0.195				
20.000	0.000	0.000	0.000		0.001	-	-	0.000	0.000	0.000		0.006	-	-			0.000	0.000	0.000		4.00	-	-	0.000	0.000	0.000		4.00	-	-			0.200			
21.410	0.000	0.000	0.000		0.001	-	-						-	-			0.000	0.000	0.000		5.41	-	-					-	-			0.214				
22.000	0.000	0.000	0.000		0.001	-	-	0.000	0.000	0.000		0.003	-	-			0.000	0.000	0.000		6.00	-	-	0.000	0.000	0.000		6.00	-	-			0.220			
23.360	0.000	0.000	0.000		0.001	-	-						-	-			0.000	0.000	0.000		7.36	-	-					-	-			0.234				
24.000						-	-	0.000	0.000	0.000		0.001	-	-								-	-	0.000	0.000	0.000		8.00	-	-			0.240			
Totals:						0	66							0	5	0	0							0	15							0	5	0	0	
Number of Trades:						0								0		0								0.00								0		0		

OTE (CR)

(Contract Size: 100 Securities, Exercise Style: American, Physical Delivery)

Call Options																Put Options																				
July 2023								August 2023								Other Months		July 2023								August 2023								Other Months		
Exercise Price	Open price	Price max	Price min	Last price	Closing price	Volume	Open Interest	Open price	Price max	Price min	Last price	Closing price	Volume	Open Interest	Volume	Open Interest	Open price	Price max	Price min	Last price	Closing price	Volume	Open Interest	Open price	Price max	Price min	Last price	Closing price	Volume	Open Interest	Volume	Open Interest	Exercise Price			
9.200	0.000	0.000	0.000		5.82	-	-						-	-			0.000	0.000	0.000		0.001	-	-					-	-			0.092				
9.600	0.000	0.000	0.000		5.42	-	-	0.000	0.000	0.000		5.43	-	-			0.000	0.000	0.000		0.001	-	-	0.000	0.000	0.000		0.001	-	-			0.096			
10.000	0.000	0.000	0.000		5.02	-	-	0.000	0.000	0.000		5.03	-	-			0.000	0.000	0.000		0.001	-	-	0.000	0.000	0.000		0.001	-	-			0.100			
11.000	0.000	0.000	0.000		4.02	-	-	0.000	0.000	0.000		4.04	-	-			0.000	0.000	0.000		0.001	-	-	0.000	0.000	0.000		0.001	-	-			0.110			
12.000	0.000	0.000	0.000		3.02	-	-	0.000	0.000	0.000		3.04	-	-			0.000	0.000	0.000		0.001	-	-	0.000	0.000	0.000		0.004	-	-			0.120			
13.000	0.000	0.000	0.000		2.04	-	-	0.000	0.000	0.000		2.08	-	-			0.000	0.000	0.000		0.013	-	5	0.000	0.000	0.000		0.037	-	-			0.130			
14.000	0.000	0.000	0.000		1.14	-	-	0.000	0.000	0.000		1.23	-	-			0.000	0.000	0.000		0.112	-	-	0.000	0.000	0.000		0.184	-	-			0.140			
15.000	0.000	0.000	0.000		0.477	-	20	0.000	0.000	0.000		0.595	-	-			0.000	0.000	0.000		0.453	-	-	0.000	0.000	0.000		0.550	-	-			0.150			
16.000	0.000	0.000	0.000		0.143	-	-	0.000	0.000	0.000		0.237	-	-			0.000	0.000	0.000		1.12	-	-	0.000	0.000	0.000		1.19	-	-			0.160			
17.000	0.000	0.000	0.000		0.030	-	-	0.000	0.000	0.000		0.075	-	-			0.000	0.000	0.000		2.01	-	-	0.000	0.000	0.000		2.04	-	-			0.170			
18.000	0.000	0.000	0.000		0.004	-	-	0.000	0.000	0.000		0.019	-	-			0.000	0.000	0.000		3.00	-	-	0.000	0.000	0.000		3.00	-	-			0.180			
19.000	0.000	0.000	0.000		0.001	-	-	0.000	0.000	0.000		0.004	-	-			0.000	0.000	0.000		4.00	-	-	0.000	0.000	0.000		4.00	-	-			0.190			
20.000	0.000	0.000	0.000		0.001	-	-	0.000	0.000	0.000		0.001	-	-			0.000	0.000	0.000		5.00	-	-	0.000	0.000	0.000		5.00	-	-			0.200			
22.000						-	-						-	-								-	-					-	-			0.220				
Totals:						0	20							0	0	0	0							0	5							0	0	0	0	
Number of Trades:						0								0		0							0.00								0		0			

PIRAEUS FINANCIAL HOLD (CR)

(Contract Size: 100 Securities, Exercise Style: American, Physical Delivery)

Call Options																Put Options																				
July 2023								August 2023								Other Months		July 2023								August 2023								Other Months		
Exercise Price	Open price	Price max	Price min	Last price	Closing price	Volume	Open Interest	Open price	Price max	Price min	Last price	Closing price	Volume	Open Interest	Volume	Open Interest	Open price	Price max	Price min	Last price	Closing price	Volume	Open Interest	Open price	Price max	Price min	Last price	Closing price	Volume	Open Interest	Volume	Open Interest	Exercise Price			
0.750						-	-							-	-								-	-					-	-			0.008			
0.800						-	-							-	-								-	-					-	-			0.008			
0.850						-	-							-	-								-	-					-	-			0.009			
0.900						-	-							-	-								-	-					-	-			0.009			
0.950						-	-							-	-								-	-					-	-			0.010			
1.000						-	-							-	-								-	-					-	-			0.010			
1.100						-	-							-	-								-	-					-	-			0.011			
1.200						-	-							-	-								-	-					-	-			0.012			
1.300						-	-							-	-								-	-					-	-			0.013			
1.400						-	-							-	-								-	-					-	-			0.014			
1.500						-	-							-	-								-	-					-	-			0.015			
1.600	0.000	0.000	0.000		1.22	-	-							-	-	0.000	0.000	0.000					-	-					-	-			0.016			
1.700	0.000	0.000	0.000		1.12	-	-	0.000	0.000	0.000		1.13	-	-		0.000	0.000	0.000					-	-	0.000	0.000	0.000		0.001	-	-			0.017		
1.800	0.000	0.000	0.000		1.02	-	-	0.000	0.000	0.000		1.03	-	-		0.000	0.000	0.000					-	-	0.000	0.000	0.000		0.001	-	-			0.018		
1.900	0.000	0.000	0.000		0.923	-	-	0.000	0.000	0.000		0.928	-	-		0.000	0.000	0.000					-	-	0.000	0.000	0.000		0.001	-	-			0.019		
2.000	0.000	0.000	0.000		0.824	-	-	0.000	0.000	0.000		0.830	-	-		0.000	0.000	0.000					-	-	0.000	0.000	0.000		0.003	-	-			0.020		
2.200	0.000	0.000	0.000		0.627	-	-	0.000	0.000	0.000		0.641	-	-		0.000	0.000	0.000					-	-	0.000	0.000	0.000		0.014	-	-			0.022		
2.400	0.000	0.000	0.000		0.440	-	-	0.000	0.000	0.000		0.470	-	-		0.000	0.000	0.000					-	-	0.000	0.000	0.000		0.042	-	-			0.024		
2.600	0.000	0.000	0.000		0.278	-	-	0.000	0.000	0.000		0.325	-	-		0.000	0.000	0.000					-	-	0.000	0.000	0.000		0.097	-	-			0.026		
2.800	0.000	0.000	0.000		0.155	-	-	0.254	0.254	0.254	0.254	0.254	3	-		0.000	0.000	0.000					-	-	0.000	0.000	0.000		0.182	-	-			0.028		
3.000	0.000	0.000	0.000		0.076	-	-	0.000	0.000	0.000		0.129	-	-		0.000	0.000	0.000					-	-	0.000	0.000	0.000		0.300	-	-			0.030		
3.200	0.000	0.000	0.000		0.033	-	-	0.000	0.000	0.000		0.075	-	-		0.000	0.000	0.000					-	-	0.000	0.000	0.000		0.446	-	-			0.032		
3.400	0.000	0.000	0.000		0.012	-	-	0.000	0.000	0.000		0.041	-	-		0.000	0.000	0.000					-	-	0.000	0.000	0.000		0.613	-	-			0.034		
3.600	0.000	0.000	0.000		0.004	-	-	0.000	0.000	0.000		0.021	-	-		0.000	0.000	0.000					-	-	0.000	0.000	0.000		0.794	-	-			0.036		
3.800	0.000	0.000	0.000		0.001	-	-	0.000	0.000	0.000		0.010	-	-		0.000	0.000	0.000					-	-	0.000	0.000	0.000		0.984	-	-			0.038		
4.000	0.000	0.000	0.000		0.001	-	-	0.000	0.000	0.000		0.005	-	-		0.000	0.000	0.000					-	-	0.000	0.000	0.000		1.18	-	-			0.040		
Totals:						0	0							3	0	0	0							0	0							0	0			
Number of Trades:						0								1		0								0.00								0				

PPC (CR)

(Contract Size: 100 Securities, Exercise Style: American, Physical Delivery)

Call Options																Put Options																						
July 2023								August 2023								Other Months		July 2023								August 2023								Other Months				
Exerise Price	Open price	Price max	Price min	Last price	Closing price	Volume	Open Interest	Open price	Price max	Price min	Last price	Closing price	Volume	Open Interest	Volume	Open Interest	Open price	Price max	Price min	Last price	Closing price	Volume	Open Interest	Open price	Price max	Price min	Last price	Closing price	Volume	Open Interest	Volume	Open Interest	Exerise Price					
3.600						-	-							-	-							-	-					-	-				0.036					
3.800						-	-							-	-							-	-					-	-				0.038					
4.000						-	-							-	-							-	-					-	-				0.040					
4.400						-	-							-	-							-	-					-	-				0.044					
4.800						-	-							-	-							-	-					-	-				0.048					
5.200						-	-							-	-							-	-					-	-				0.052					
5.600						-	-							-	-							-	-					-	-				0.056					
6.000	0.000	0.000	0.000		4.11	-	-	0.000	0.000	0.000		4.12	-	-			0.000	0.000	0.000		0.001	-	-	0.000	0.000	0.000		0.001	-	-	0.000	0.000	0.000	0.060				
6.400	0.000	0.000	0.000		3.71	-	-	0.000	0.000	0.000		3.72	-	-			0.000	0.000	0.000		0.001	-	-	0.000	0.000	0.000		0.001	-	-	0.000	0.000	0.000	0.064				
6.800	0.000	0.000	0.000		3.31	-	-	0.000	0.000	0.000		3.33	-	-			0.000	0.000	0.000		0.001	-	-	0.000	0.000	0.000		0.004	-	-	0.000	0.000	0.000	0.068				
7.200	0.000	0.000	0.000		2.91	-	-	0.000	0.000	0.000		2.93	-	-			0.000	0.000	0.000		0.001	-	-	0.000	0.000	0.000		0.011	-	-	0.000	0.000	0.000	0.072				
7.600	0.000	0.000	0.000		2.52	-	-	0.000	0.000	0.000		2.55	-	-			0.000	0.000	0.000		0.003	-	-	0.000	0.000	0.000		0.027	-	-	0.000	0.000	0.000	0.076				
8.000	0.000	0.000	0.000		2.12	-	-	0.000	0.000	0.000		2.18	-	-			0.000	0.000	0.000		0.011	-	-	0.000	0.000	0.000		0.057	-	-	0.000	0.000	0.000	0.080				
8.400	0.000	0.000	0.000		1.75	-	-	0.000	0.000	0.000		1.83	-	-			0.000	0.000	0.000		0.031	-	-	0.000	0.000	0.000		0.106	-	-	0.000	0.000	0.000	0.084				
8.800	0.000	0.000	0.000		1.39	-	-	0.000	0.000	0.000		1.51	-	-			0.000	0.000	0.000		0.071	-	-	0.000	0.000	0.000		0.182	-	-	0.000	0.000	0.000	0.088				
9.200	1.16	1.16	1.16	1.16	1.16	11	-	0.000	0.000	0.000		1.22	-	-			0.000	0.000	0.000		0.147	-	-	0.000	0.000	0.000		0.289	-	-	0.000	0.000	0.000	0.092				
9.600	0.000	0.000	0.000		0.782	-	-	0.000	0.000	0.000		0.963	-	-			0.000	0.000	0.000		0.266	-	-	0.000	0.000	0.000		0.433	-	-	0.000	0.000	0.000	0.096				
10.000	0.663	0.663	0.663	0.663	0.663	10	-	0.000	0.000	0.000		0.749	-	-			0.400	0.400	0.400	0.400	0.400	10	-	0.000	0.000	0.000		0.618	-	-	0.000	0.000	0.000	0.100				
11.000	0.216	0.245	0.216	0.245	0.245	55	-	0.380	0.380	0.380	0.380	0.380	5	-			0.000	0.000	0.000		1.07	-	-	0.000	0.000	0.000		1.23	-	-	0.000	0.000	0.000	0.110				
12.000	0.000	0.000	0.000		0.047	-	-	0.000	0.000	0.000		0.158	-	-			0.000	0.000	0.000		1.93	-	-	0.000	0.000	0.000		2.03	-	-	0.000	0.000	0.000	0.120				
13.000	0.000	0.000	0.000		0.010	-	-	0.000	0.000	0.000		0.061	-	-			0.000	0.000	0.000		2.90	-	-	0.000	0.000	0.000		2.94	-	-	0.000	0.000	0.000	0.130				
14.000	0.000	0.000	0.000		0.002	-	-	0.000	0.000	0.000		0.022	-	-			0.000	0.000	0.000		3.90	-	-	0.000	0.000	0.000		3.90	-	-	0.000	0.000	0.000	0.140				
15.000	0.000	0.000	0.000		0.001	-	-	0.000	0.000	0.000		0.007	-	-			0.000	0.000	0.000		4.90	-	-	0.000	0.000	0.000		4.90	-	-	0.000	0.000	0.000	0.150				
Totals:						76	0							5	0	0	0							76	0							0	0	0	0	0	0	
Number of Trades:						4								1		0								1.00								0		0				

Lending Products	Underlying Title	Multilateral Transactions[1]					Bilateral Transactions[2]		Stock Borrowing through OTC (volume)[3]
		Open Interest[5]	Volume(Offered)	Average Weighted	Transactions volume	Average Weighted	Transactions Volume	Average Weighted	Transactions Volume
ADMIEBOR	ADMIE (IPTO) HOLDING S.A. (CR)	---	---	---	---	---	---	---	313,553
AEGNBOR	AEGEAN AIRLINES (CR)	---	---	---	---	---	---	---	34,094
ALPHABOR	ALPHA SERVICES HOLD (CR)	200	---	---	---	---	---	---	59,059,419
ALMYBOR	ALUMIL (CR)	---	---	---	---	---	---	---	---
OTOELBOR	AUTOHELLAS SA (CR)	---	---	---	---	---	---	---	195,820
AVAXBOR	AVAX S.A. (CR)	---	---	---	---	---	---	---	---
EEEBOR	CC HBC AG (CR)	2,661	---	---	---	---	---	---	47,768
CENERBOR	CENERGY HOLDINGS (CB)	17,700	---	---	---	---	---	---	---
ELLAKTORBOR	ELLAKTOR (CR)	3,260	---	---	---	---	---	---	260,107
ELHABOR	ELVALHALCOR (CR)	247	---	---	---	---	---	---	64,887
EUROBBOR	EUROBANK HOLDINGS (CR)	15,000	---	---	---	---	---	---	34,112,689
EYDAPBOR	EYDAP S.A. (CR)	401	---	---	100	6.27%	---	---	236,217
FFGRPBOR	FOLLI FOLLIE (CR)	---	---	---	---	---	---	---	886,310
FOYRKBOR	FOURLIS (CR)	---	---	---	---	---	---	---	35,873
GEKTERNABOR	GEK TERNA (CR)	---	---	---	---	---	---	---	1,293
SARBOR	GR. SARANTIS S.A. (CR)	138	---	---	100	7.11%	---	---	103,451
EXAEBOR	HELLENIC EXCHANGES-A.S.E. (CR)	3,000	---	---	---	---	---	---	263,205
ELPEBOR	HELLENIQ ENERGY (CR)	500	---	---	---	---	---	---	393,704
INTRKBOR	INTRACOM HOLDINGS (CR)	---	---	---	---	---	---	---	---
INKATBOR	INTRAKAT (CR)	---	---	---	---	---	---	---	---
BELABOR	JUMBO SA (CR)	9,298	---	---	150	5.38%	---	---	211,079
LAMDABOR	LAMDA DEVELOPMENT SA (CR)	500	---	---	---	---	4,000	4.50%	501,749
MIGBOR	MIG (CR)	1,950	---	---	2	9.50%	---	---	40,179
MOHBOR	MOTOR OIL (CR)	24,780	---	---	---	---	---	---	904,860
MYTILBOR	MYTILINEOS (CR)	17,622	---	---	---	---	---	---	177,555
ETEBOR	NATIONAL BANK (CR)	541	---	---	---	---	---	---	10,353,525
OPAPBOR	OPAP (CR)	4,821	---	---	---	---	---	---	1,682,587
HTOBOR	OTE (CR)	---	---	---	---	---	---	---	1,527,059
PPABOR	P.P.A. S.A. (CR)	---	---	---	---	---	---	---	65,287
TPEIRBOR	PIRAEUS FINANCIAL HOLD (CR)	6,495	---	---	---	---	40,000	0.01%	789,868
PPCBOR	PPC (CR)	3,000	---	---	---	---	---	---	1,824,874

Stock Lending Notes

[1] - Multilateral contracts Lending or Borrowing as per Methods 8-1, 8-2 and 8-3-3 (According to ATHEX BoD Resolution No.17)

[2] - Bilateral Contracts Lending or Borrowing as per Methods 8-3-1 and 8-3-2 (According to ATHEX BoD Resolution No.20)

[3] - The information concerning OTC Stock Borrowing Transactions is based on the statements of the Dematerialised Securities System (DSS) operators involved and refers to volumes that have been registered up until the previous working day.

[4] - Average Price (Volume weighted)

[5] - The Data concerning Open Interest before the start of trading session

Lending Products	Underlying Title	Multilateral Transactions[1]					Bilateral Transactions[2]		Stock Borrowing through OTC (volume)[3]
		Open Interest[5]	Volume(Offered)	Average Weighted	Transactions volume	Average Weighted	Transactions Volume	Average Weighted	Transactions Volume
QUALBOR	QUALITY & RELIABILITY SA (CR)	---	---	---	---	---	---	---	---
QUESTBOR	QUEST HOLDINGS (CR)	3,314	---	---	---	---	---	---	50,233
TENERGYBOR	TERNA ENERGY (CR)	---	---	---	---	---	---	---	66,200
TITCBOR	TITAN CEMENT (CB)	7,701	---	---	100	4.50%	---	---	362,045
VIOBOR	VIOHALCO SA/NV (CB)	184	---	---	100	5.84%	---	---	---

Stock Lending Notes

[1] - Multilateral contracts Lending or Borrowing as per Methods 8-1, 8-2 and 8-3-3 (According to ATHEX BoD Resolution No.17)

[2] - Bilateral Contracts Lending or Borrowing as per Methods 8-3-1 and 8-3-2 (According to ATHEX BoD Resolution No.20)

[3] - The information concerning OTC Stock Borrowing Transactions is based on the statements of the Dematerialised Securities System (DSS) operators involved and refers to volumes that have been registered up until the previous working day.

[4] - Average Price (Volume weighted)

[5] - The Data concerning Open Interest before the start of trading session

Sectors codification for listed companies

12003-	ETF	10101010	Computer Services
10101015	Software	10102030	Computer Hardware
15101010	Telecommunications Equipment	15102015	Telecommunications Services
20101010	Health Care Facilities	20101025	Health Care Services
20102010	Medical Equipment	20103015	Pharmaceuticals
30101010	Banks	30202000	Diversified Financial Services
30202010	Asset Managers & Custodians	30202015	Investment Services
30204000	Closed End Investments	30302010	Full Line Insurance
30302015	Insurance Brokers	30302025	Property and Casualty Insurance
35101010	Real Estate Holding and Development	35101015	Real Estate Services
35102000	Diversified REITs	35102030	Office REITs
40201040	Rental & Leasing Services: Consumer	40202010	Home Construction
40202015	Household Furnishings	40202020	Household Appliance
40203040	Electronic Entertainment	40203045	Toys
40204020	Clothing & Accessories	40301010	Entertainment
40301030	Publishing	40301035	Radio & TV Broadcasters
40401010	Diversified Retailers	40401020	Apparel Retailers
40401025	Home Improvement Retailers	40401030	Specialty Retailers
40501010	Airlines	40501015	Travel & Tourism
40501020	Casinos & Gambling	40501025	Hotels & Motels
45101015	Distillers & Vintners	45101020	Soft Drinks
45102010	Farming Fishing Ranching & Plantations	45102020	Food Products
45103010	Tobacco	45201010	Food Retailers & Wholesalers
45201020	Personal Products	50101010	Construction
50101020	Building Roof/Wallboard and Plumbing	50101030	Cement
50101035	Building Materials: Other	50202010	Electrical Components
50203000	Diversified Industrials	50203015	Plastics
50203030	Containers & Packaging	50204000	Machinery: Industrial
50204020	Machinery: Construction & Handling	50205010	Industrial Suppliers
50205020	Back Office Support HR & Consulting	50205030	Forms & Bulk Printing Services
50206015	Commercial Vehicles & Parts	50206030	Marine Transportation
50206060	Transportation Services	55101000	Diversified Materials
55101020	Textile Products	55102000	General Mining
55102010	Iron & Steel	55102015	Metal Fabricating
55102035	Aluminum	60101020	Oil Refining and Marketing
65101010	Alternative Electricity	65101015	Conventional Electricity
65102030	Water		



ATHEX
Athens Stock Exchange

Λεωφ. Αθηνών 110 104 42 Αθήνα
110, Athinon Ave. GR 104 42 Athens
tel. (+30)210-33.66.800, fax (+30)210-33.66.101
www.athexgroup.gr