

23

Ημερήσιο Δελτίο  
Συναλλακτικής Δραστηριότητας

Daily Official List  
of Trading Activity

Friday, 23 June, 2023

Year: 144 Trading Day No: 117



**ATHEXGROUP**  
Athens Exchange Group

**Disclaimer:**

Hellenic Exchanges-Athens Stock Exchange S.A. endeavours to ensure that the data and other material ("Information") presented on the Daily Official List are accurate and complete, but it is not liable for any errors or omissions of data or /and for the accuracy, credibility, updating and completeness of the aforesaid information nor it has any liability arising directly or indirectly from the use of the above Information.

The Company is not liable for the accuracy of the data included in listed companies' announcements. Only the sender of such an announcement is fully and solely liable for any infringement of third party's rights from the content of such announcement. All contents of the Daily Official List are provided only for information purposes and do not constitute investment advice or solicitation to invest in securities or other products listed for trading on the Exchange.

You acknowledge and agree that the Company is the owner of any property rights related to any Information appearing on the Daily Official List including intellectual property rights copyright, trademarks, etc.

The above data are a property of the Hellenic Exchanges-Athens Exchange and are copyright protected. Users are forbidden to reproduce, modify, copy, sale, transmit or redistribute, by all reproduction means and methods, part or the whole of the above data, without reference to their source.

The commercial exploitation of these data is, also, forbidden by third parties. Hellenic Exchanges-Athens Exchange does not carry any responsibility, direct or indirect, derived from usage or accidental alteration of the above data when used by third parties.

---

**Hellenic Exchanges – Athens Stock Exchange S.A.**

110 Athinon Ave., 10442 Athens, Tel: (210) 33.66.800, Fax: (210) 32.13.938

[www.athexgroup.gr](http://www.athexgroup.gr)

---

**Thessalonica Stock Exchange Center (T.S.E.C)**

16-18 Katouni Str., Thessalonica 546 25 Tel: (2310) 567.667, Fax: (2310) 530.545

---

**Athex Members Guarantee Fund**

14-16 Fidiou Str., Athens 106 78, Tel: (210) 33.04.682, Fax: (210) 33.04.155

---

**Hellenic Republic Capital Market Commission**

1 Kolokotroni Str. & 1 Stadiou Str., Athens 10562 Tel: (210) 33.77.100 Fax: (210) 33.77.173

---

**Table of Contents**

---

**Section 1: Statistical Figures of Securities, Derivatives and Lending**

Summary of Markets

Athex Indices

Analytic Figures for Athex Market's Boards and Categories

Trading Details by Athex Sectors and Financial Instruments (ETFs)

Top 10 best &amp; worst performing Shares

Derivatives Summary

**Section 2: Analytic Figures of Shares Transactions**

Analytic Figures of Shares Transactions

Shares' Notes

**Section 3: Figures of Securities Transactions**

Securities Blocks Details

Shares Rights Details

Stock Borrowing

Forced Sales Details

Forced Sales Registered Shares

Exchange Traded Funds (ETFs) Characteristics

**Section 5: Bonds traded in Fixed Income Assets Market**

Convertible Corporate Bonds - Regulated Market

Non Convertible Corporate Bonds - Regulated Market

Government Bonds

Treasury Bills &amp; Zero Coupon Government Bonds

Government Bonds Traded with the Open Outcry Method

State Banks Bonds

**Section 6: Additional Infos**

Athex &amp; ATHEXClear Members List

List of Stocks under Market Making operations

**Section 7: Derivatives Market Analytic Figures**

Index Futures

Stock Futures

Index Options

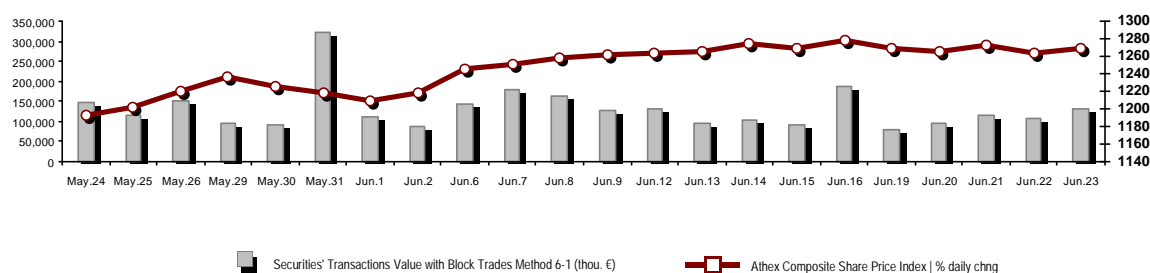
Stock Options

Stock Lending Analytic Figures

**Appendix A: Sectors codification for listed companies**

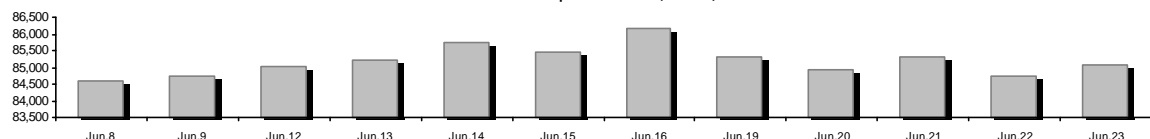
## Summary of Markets

Athex Composite Share Price Index vs Shares and Derivatives Transactions Value

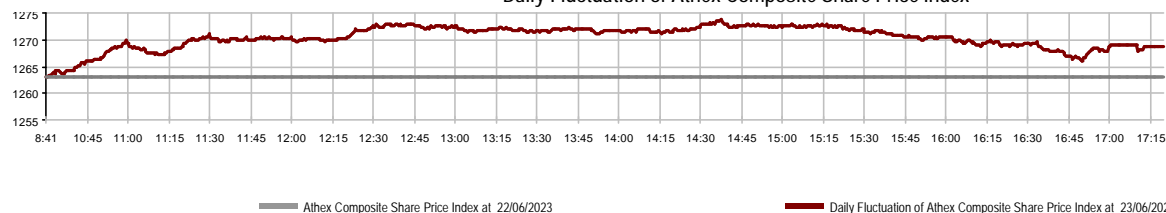


Athex Capitalisation (mill. €) **:	85,053.63		Derivatives Total Open Interest	450,589
Daily change: mill. €   %	332.18	0.39%	in Index Futures   % daily chng	5,871 -0.17%
Yearly Avg Capitalisation: mill. €   % chng prev year Avg	75,362.29	19.51%	in Stock Futures   % daily chng	443,528 -0.07%
Athex Composite Share Price Index   % daily chng	1,268.71	0.45%	in Index Options   % daily chng	664 19.86%
Athex Composite Share Price Index Capitalisation (mill. €)	77,930.22		in Stock Options   % daily chng	526 6.91%
Daily change (mill. €)	317.78			
Securities' Transactions Value with Block Trades Method 6-1 (t	130,128.49		Derivatives Contracts Volume:	20,598
Daily change: %	24,585.88	23.29%	Daily change: pieces   %	-6,781 -24.77%
YtD Avg Trans. Value: thou. €   % chng prev year Avg	109,098.13	51.00%	YtD Avg Derivatives Contracts % chng prev year Avg	50,500 47.01%
Blocks Transactions Value of Method 6-1 (thou. €)	16,342.91		Derivatives Trades Number:	1,687
Blocks Transactions Value of Method 6-2 & 6-3 (thou. €)	67.13		Daily change: number   %	-134 -7.36%
Bonds Transactions Value (thou.€)	543.36		YtD Avg Trades number % chng prev year Avg	2,472 20.32%
Securities' Transactions Volume with Block Trades Method 6-1 (tho	43,529.32		Lending Total Open Interest	120,865
Daily change: thou. pieces   %	5,928.93	15.77%	Daily change: pieces   %	-3,000 -2.42%
YtD Avg Volume: % chng prev year Avg	39,410.71	39.01%	Lending Volume (Multilateral/Bilateral)	2,060
Blocks Transactions Volume of Method 6-1 (thou. Pieces)	6,378.73		Daily change: pieces   %	-44,440
Blocks Transactions Volume of Method 6-2 & 6-3 (thou. Pieces)	6.17		Multilateral Lending	60
Bonds Transactions Volume	593,000		Bilateral Lending	2,000
Securities' Trades Number with Block Trades Method 6-1	36,837		Lending Trades Number:	4
Daily change: number   %	1,594	4.52%	Daily change: %	-13
YtD Avg Trades number % chng prev year Avg	36,324	23.48%	Multilateral Lending Trades Number	3
Number of Blocks Method 6-1	21		Bilateral Lending Trades Number	1
Number of Blocks Method 6-2 & 6-3	1			
Number of Bonds Transactions	148			

Athex Capitalisation (mill. €) \*\*



Daily Fluctuation of Athex Composite Share Price Index



## Athex Indices

Index name	23/06/2023	22/06/2023	pts.	%	Min	Max	Year min	Year max	Year change
Athex Composite Share Price Index	1,268.71 #	1,263.03	5.68	0.45%	1,263.03	1,273.70	929.79	1,280.16	36.45% #
Athex ESG Index	1,437.65 #	1,432.37	5.28	0.37%	1,432.37	1,445.76	1,057.52	1,460.28	35.93% #
FTSE/Athex Large Cap	3,062.60 #	3,051.43	11.17	0.37%	3,051.43	3,079.99	2,250.77	3,116.02	36.02% #
FTSE/Athex Mid Cap Index	1,956.30 #	1,937.10	19.20	0.99%	1,935.08	1,959.04	1,411.43	1,959.04	38.60% #
FTSE/ATHEX High Dividend Yield Index	3,859.48 #	3,841.72	17.76	0.46%	3,841.72	3,867.08	3,028.28	3,917.70	27.45% #
FTSE/ATHEX Global Traders Index Plus	3,720.04 #	3,703.83	16.21	0.44%	3,703.01	3,729.34	2,616.09	3,729.34	42.20% #
FTSE/ATHEX Mid & Small Cap Factor-Weighted Ind	5,221.98 €	5,223.98	-2.00	-0.04%	5,204.73	5,237.34	4,353.12	5,316.68	18.80% #
ATHEX Select Index Plus	4,278.72 #	4,246.63	32.09	0.76%	4,246.63	4,281.85	3,071.06	4,281.85	39.32% #
ATHEX Select Index	6,069.44 #	6,035.11	34.33	0.57%	6,027.84	6,086.54	4,343.88	6,290.95	39.72% #
FTSE/Athex Market Index	728.75 #	725.77	2.98	0.41%	725.77	732.33	539.21	739.78	35.12% #
Athex Composite Index Total Return Index	2,265.67 #	2,255.52	10.15	0.45%	2,255.52	2,274.59	1,641.17	2,284.38	38.05% #
FTSE/Athex Large Cap Total Return	4,971.02 #	4,939.09	31.93	0.65%			3,623.42	5,029.46	38.05% #
FTSE/Athex Mid Cap Total Return	2,605.39 #	2,579.82	25.57	0.99%			1,881.61	2,605.39	40.25% #
Hellenic Mid & Small Cap Index	1,852.63 #	1,841.69	10.94	0.59%	1,840.66	1,853.76	1,365.14	1,858.99	35.71% #
FTSE/Athex Banks	982.57 #	977.76	4.81	0.49%	977.48	995.77	640.09	1,038.96	53.39% #
FTSE/Athex Financial Services	1,235.36 #	1,210.65	24.71	2.04%	1,210.65	1,237.83	672.72	1,375.02	80.24% #
FTSE/Athex Industrial Goods & Services	7,486.39 €	7,488.51	-2.12	-0.03%	7,468.27	7,529.91	4,603.86	7,589.36	61.40% #
FTSE/Athex Retail	1,275.40 €	1,281.24	-5.84	-0.46%	1,259.44	1,281.96	901.21	1,303.36	41.52% #
FTSE/ATHEX Real Estate	4,427.93 #	4,404.19	23.74	0.54%	4,402.26	4,460.65	3,750.22	4,524.65	8.71% #
FTSE/Athex Consumer Goods & Services	13,544.43 #	13,496.72	47.71	0.35%	13,487.16	13,670.54	8,974.47	14,429.52	47.90% #
FTSE/Athex Food & Beverage	10,307.77 #	10,226.89	80.88	0.79%	10,212.12	10,323.25	8,101.49	11,188.59	21.75% #
FTSE/Athex Basic Resources	9,125.23 #	8,974.40	150.83	1.68%	8,908.07	9,165.14	6,463.31	9,456.60	40.62% #
FTSE/Athex Construction & Materials	4,395.48 #	4,392.71	2.77	0.06%	4,376.15	4,403.71	3,204.90	4,437.58	37.15% #
FTSE/Athex Energy	5,721.91 #	5,674.07	47.84	0.84%	5,674.07	5,806.42	4,780.16	5,856.79	13.76% #
FTSE/Athex Travel & Leisure	2,861.15 €	2,865.37	-4.22	-0.15%	2,850.42	2,874.23	2,196.17	2,925.32	29.04% #
FTSE/Athex Technology	2,655.06 #	2,630.65	24.41	0.93%	2,621.50	2,661.51	2,047.81	2,703.32	29.25% #
FTSE/Athex Telecommunications	4,193.37 #	4,190.47	2.90	0.07%	4,190.47	4,248.96	3,511.53	4,391.80	2.99% #
FTSE/Athex Utilities	5,970.23 #	5,948.43	21.80	0.37%	5,931.34	5,987.11	4,598.77	6,025.34	29.82% #
FTSE/Athex Health Care	413.50 #	407.40	6.10	1.50%	401.92	418.70	390.59	469.84	-1.29% €
FTSE/Athex Personal Products	7,616.43 #	7,513.14	103.29	1.37%	7,477.52	7,665.31	6,441.87	7,905.24	15.29% #
Athex All Share Index	297.52 #	296.36	1.16	0.39%	297.52	297.52	231.11	301.05	29.22% #
MSCI GREECE REBASED	4,868.54 #	4,854.67	13.87	0.29%	4,854.35	4,903.50	4,125.04	4,962.49	--- -
Hellenic Corporate Bond Index	123.85 €	123.99	-0.13	-0.11%			118.78	124.10	4.09% #
Hellenic Corporate Bond Price Index	88.19 €	88.30	-0.10	-0.12%			85.96	88.53	2.28% #

Note 1: FTSE/Med 100, Hellenic Corporate Bond Price Index and Hellenic Corporate Bond Index closing prices refer to the previous trading day of 21/06/2023.

Note 2: The Hellenic Mid & Small Cap Index is a Customized index calculated by the Athens Exchange.

## Analytic Figures for Athex Market's Boards and Categories

	Total Traded Securities	Main Market	Surveillance	Exchange Traded Funds (ETFs)
Totals	123	111	11	1
Gain / Lose / Same:	60 / 40 / 23	56 / 38 / 17	4 / 2 / 5	0 / 0 / 1
Athex Capitalisation (mill. €) **	85,053.63	84,679.89	373.73	
Daily Average Trans/ons Value(thou.€)	109,098.13	108,852.39	247.66	50.81
Transactions Value	130,195.62	129,936.75	156.40	102.46
Main Board:	113,780.81	113,521.95	156.40	102.46
Blocks Board 6_2_3:	16,410.04	16,410.04	0.00	0.00
Forced Sales Board:	4.76	4.76	0.00	0.00
Special Terms Board:	0.00	0.00	0.00	0.00
Daily Average Transactions Volume	39,410,705	38,322,288	1,094,741	1,830
Transactions Volume	43,535,488	43,010,323	521,894	3,271
Main Board:	37,149,472	36,624,307	521,894	3,271
Blocks Board 6_2_3:	6,384,899	6,384,899	0	0
Forced Sales Board:	1,117	1,117	0	0
Special Terms Board:	0	0	0	0
Daily Average Number of Trades	36,324	36,083	239	3
Number of Trades	36,838	36,655	177	6
Main Board:	36,811	36,628	177	6
Blocks Board 6_2_3:	22	22	0	0
Forced Sales Board:	5	5	0	0
Special Terms Board:	0	0	0	0

## Trading Details by Athex Sectors and Financial Instruments (ETFs)

Code	Sectors	Gain / Lose / Same	Number of Trades	Transactions Volume	Transactions Value	% of Total Trans. Value
3010	- Banks	4 / 1 / 1	14,353	34,653,953	68,919,959.54	52.94%
5510	- Basic Resources	6 / 6 / 1	1,261	529,912	1,918,730.59	1.47%
5010	- Construction & Materials	6 / 5 / 4	2,372	1,123,208	3,827,722.85	2.94%
4020	- Consumer Products & Services	5 / 1 / 0	1,014	279,132	1,769,281.65	1.36%
6010	- Energy	3 / 1 / 0	1,895	262,108	4,582,076.41	3.52%
12000	- Financial Instruments	0 / 0 / 1	6	3,271	102,464.70	0.08%
3020	- Financial Services	3 / 2 / 0	728	486,193	2,453,586.28	1.88%
4510	- Food Beverage & Tobacco	3 / 1 / 3	284	61,779	1,316,852.73	1.01%
2010	- Health Care	2 / 1 / 0	252	229,808	147,698.99	0.11%
5020	- Industrial Goods & Services	6 / 8 / 4	3,461	764,100	12,285,043.63	9.44%
3030	- Insurance	1 / 0 / 0	209	39,572	164,054.69	0.13%
4030	- Media	0 / 1 / 1	25	27,700	14,741.90	0.01%
4520	- Personal Care, Drug & Grocery Stores	2 / 0 / 1	198	46,785	156,274.50	0.12%
3510	- Real Estate	3 / 3 / 3	1,124	325,570	1,584,015.33	1.22%
4040	- Retail	2 / 3 / 0	743	242,119	1,005,350.33	0.77%
1010	- Technology	6 / 4 / 1	1,231	409,860	1,563,048.15	1.20%
1510	- Telecommunications	2 / 0 / 0	1,466	346,487	5,211,555.52	4.00%
4050	- Travel & Leisure	4 / 1 / 2	1,813	687,252	4,555,444.10	3.50%
6510	- Utilities	2 / 2 / 1	4,403	3,016,679	18,617,713.32	14.30%

## Top 10 best &amp; worst performing Shares

Main Market					
With positive Price change	Closing price	change	With negative Price change	Closing price	change
INTERLIFE G.C.I.(CR)	4.2	6.33% #	PROFILE SA (CR)	4.01	-2.91% €
EKTER SA (CR)	1.695	5.61% #	MOTODYNAMICS S.A. (CR)	3.27	-2.68% €
AVAX S.A. (CR)	1.294	4.86% #	MIG (CR)	4.26	-2.29% €
DOMIKI KRITIS SA (CR)	0.972	4.74% #	NATIONAL BANK (CR)	5.644	-1.71% €
ELGEKA SA (CR)	0.485	4.53% #	LOULIS FOOD (CR)	3	-1.64% €
ENTERSOFT (CR)	5.12	4.28% #	INTERWOOD-XYLEMPORIA (CR)	0.306	-1.29% €
AUSTRIACARD (CB)	14.6	2.82% #	ANDROMEDA SA (CR)	6.98	-1.13% €
VIOHALCO SA/NV (CB)	5.99	2.74% #	AVE (CR)	0.534	-1.11% €
CENTRIC HOLDINGS (CR)	0.327	2.19% #	SIDMA STEEL (CR)	2.74	-1.08% €
HELLENIC EXCHANGES-A.S.E. (CR)	5	2.04% #	DIMAND (CR)	12.8	-0.77% €
With the highest Transactions Value	Value (thou. €)	change	With the highest Transactions Volume	Volume	change
ALPHA SERVICES HOLD (CR)	32,706.25	1.90% #	ALPHA SERVICES HOLD (CR)	21,601,850	1.90% #
PIRAEUS FINANCIAL HOLD (CR)	14,979.69	0.14% #	EUROBANK HOLDINGS (CR)	5,414,073	1.36% #
PPC (CR)	13,620.92	0.55% #	PIRAEUS FINANCIAL HOLD (CR)	5,346,935	0.14% #
NATIONAL BANK (CR)	13,062.84	-1.71% €	NATIONAL BANK (CR)	2,286,354	-1.71% €
MYTILINEOS (CR)	10,589.05	-0.12% €	ADMIE (IPTO) HOLDING S.A. (CR)	1,541,457	1.35% #
EUROBANK HOLDINGS (CR)	8,094.12	1.36% #	PPC (CR)	1,358,116	0.55% #
OTE (CR)	5,200.21	0.07% #	HELLENIC EXCHANGES-A.S.E. (CR)	450,069	2.04% #
MOTOR OIL (CR)	3,760.96	0.97% #	AVAX S.A. (CR)	352,118	4.86% #
ADMIE (IPTO) HOLDING S.A. (CR)	3,489.43	1.35% #	OTE (CR)	344,872	0.07% #
OPAP (CR)	3,387.83	-0.31% €	MYTILINEOS (CR)	321,252	-0.12% €

Note: Stocks that are not included in the "Under Supervision" category, and the transactions value is more than 10,000 €.

## Derivatives Summary

	Number of Trades	Volume	Open Interest
<b>Index Futures</b>	<b>163</b>	<b>789</b>	<b>5,871</b>
FTSE/Athex Banks	5	14	1,184
FTSE/Athex Large Cap	158	775	4,477
MSCI GREECE REBASED	0	0	210
<b>Stock Futures</b>	<b>1,489</b>	<b>19,313</b>	<b>443,528</b>
ADMIE (IPTO) HOLDING S.A. (CR)	89	466	14,739
AEGEAN AIRLINES (CR)	25	76	5,733
ALPHA SERVICES HOLD (CR)	271	9,645	188,405
AUTOHELLAS SA (CR)	1	2	96
AVAX S.A. (CR)	2	11	745
CC HBC AG (CR)	13	50	1,649
CENERGY HOLDINGS (CB)	14	58	6,302
ELLAKTOR (CR)	2	6	547
ELVALHALCOR (CR)	10	31	1,828
EUROBANK HOLDINGS (CR)	60	920	37,954
EYDAP S.A. (CR)	10	45	800
FOURLIS (CR)	14	84	1,277
GEK TERNA (CR)	34	169	7,596
HELLENIC EXCHANGES-A.S.E. (CR)	42	186	6,294
HELLENIQ ENERGY (CR)	5	14	1,110
INTRACOM HOLDINGS (CR)	27	151	3,327
INTRAKAT (CR)	38	180	9,763
JUMBO SA (CR)	1	1	206
LAMDA DEVELOPMENT SA (CR)	7	27	5,004
MIG (CR)	3	15	49
MOTOR OIL (CR)	37	109	1,366
MYTILINEOS (CR)	39	106	2,402
NATIONAL BANK (CR)	290	2,283	14,655
OPAP (CR)	9	44	1,872
OTE (CR)	32	179	11,578
P.P.A. S.A. (CR)	0	0	321
PIRAEUS FINANCIAL HOLD (CR)	180	3,138	75,351
PPC (CR)	128	454	24,933
QUEST HOLDINGS (CR)	0	0	161
TERNA ENERGY (CR)	41	682	11,909
TITAN CEMENT (CB)	3	3	347
VIOHALCO SA/NV (CB)	62	178	5,209
<b>Index Options</b>	<b>29</b>	<b>466</b>	<b>664</b>
FTSE/Athex Large Cap	29	466	664
<b>Stock Options</b>	<b>6</b>	<b>30</b>	<b>526</b>
ALPHA SERVICES HOLD (CR)	1	10	4
NATIONAL BANK (CR)	3	5	291
OPAP (CR)	0	0	91
OTE (CR)	1	5	25
PIRAEUS FINANCIAL HOLD (CR)	0	0	5
PPC (CR)	1	10	110
<b>Total Derivatives Traded</b>	<b>1,687</b>	<b>20,598</b>	<b>450,589</b>



Number of Outstanding Securities	Nominal Value	Dividends [1]			Date of Last Coupon Dividend [2]		Date of Last Coupon Right	Note	Shares	Closing price	% change	Previous closing price/date	Open price	Price min	Price max	Last price	Avg price	Last Bid [7]	Last Ask [7]	P/E after tax	Year	Volume	Trades	Transactions Value[8]	Company Mkt Value (thou. €)	Year low	Year high	Sector[ 4]
2,348,908,567	0.290	---	---	---	07/04/2008	18/04/2017	---	---	ALPHA SERVICES HOLD (CR)	1.525	1.90 P	1.4965 22/06/2023	1.512	1.487	1.544	1.525	1.514	4400@1.52	12514@1.53	---	---	21,601,850	5,196	32,706,247.42	3,582,085.56	1.0015	1.6085	30101010
45,033,921	0.050	---	---	---	04/06/2008	27/03/2023	---	---	ATTICA BANK S.A. (CR)	12.94	0.62 P	12.86 22/06/2023	12.96	12.7	12.98	12.94	12.764	12@12.72	68@12.96	---	---	668	19	8,526.08	582,738.94	10.62	48.75	30101010
18,176,934	1.00	---	---	---	---	27/01/2023	---	---	AUSTRIACARD (CB)	14.6	2.82 P	14.2 22/06/2023	14.1	14.1	14.6	14.6	14.391	7@14.30	520@14.60	---	---	3,588	62	51,636.70	265,383.24	10.4	15.4	10101010
48,624,764	0.080	0.23	0.46	0.65	24/04/2023	05/12/2022	---	---	AUTOHELLAS SA (CR)	13.54	1.20 P	13.38 22/06/2023	13.42	13.4	13.66	13.54	13.546	77@13.42	10@13.58	---	---	23,265	255	315,154.16	658,379.30	10.06	14.76	40201040
190,162,681	---	---	---	0.05	19/06/2023	07/12/2016	---	---	CENERGY HOLDINGS (CB)	6.08	1.00 P	6.02 22/06/2023	6.05	6.05	6.22	6.08	6.135	162@6.07	118@6.09	---	---	204,019	558	1,251,579.95	1,156,189.10	3.015	6.34	50202010
372,553,049	6.70	0.64	0.71	0.78	25/05/2023	29/04/2013	---	---	CC HBC AG (CR)	27.5	0.81 P	27.28 22/06/2023	27.24	27.24	27.54	27.5	27.398	6@27.33	18@27.51	---	---	44,476	167	1,218,558.450	245,208.85	21.54	29.91	45101020
3,710,677,508	0.220	---	---	---	02/05/2008	20/05/2019	---	---	EUROBANK HOLDINGS (CR)	1.49	1.36 P	1.47 22/06/2023	1.47	1.47	1.5055	1.49	1.495	2000@1.49	9184@1.49	---	---	5,414,073	2,119	8,094,121.50	5,528,909.49	1.0495	1.72	30101010
52,131,944	1.00	---	0.1102	---	30/06/2022	23/07/2019	---	---	FOURLIS (CR)	4.605	0.11 P	4.6 22/06/2023	4.56	4.51	4.615	4.605	4.559	382@4.55	1000@4.61	---	---	178,873	554	815,508.42	240,067.60	3.26	4.685	40401010
305,635,185	2.18	0.1	0.1	0.3	11/01/2023	01/10/2003	---	---	HELLENIQ ENERGY (CR)	8.37	0.48 P	8.33 22/06/2023	8.32	8.31	8.44	8.37	8.391	1152@8.36	28@8.38	---	---	94,130	442	789,800.40	2,558,166.50	6.93	8.68	60101020
83,600,000	0.880	---	---	---	03/07/2007	23/09/2022	---	---	INTRACOM HOLDINGS (CR)	2.055	0.74 P	2.04 22/06/2023	2.03	2.03	2.13	2.055	2.078	3240@2.05	300@2.08	---	---	125,347	285	260,461.65	171,798.00	1.678	2.195	10101010
160,523,985	0.300	---	---	---	12/08/2008	30/12/2022	---	---	INTRAKAT (CR)	2.16	---	2.16 22/06/2023	2.16	2.125	2.17	2.16	2.149	1000@2.15	11855@2.16	---	---	209,619	314	450,407.06	346,731.81	1.366	2.19	50101010
136,059,759	0.880	0.77	0.77	---	21/03/2023	05/03/2014	---	---	JUMBO SA (CR)	24	0.25 P	23.94 22/06/2023	23.94	23.92	24.26	24	23.992	208@23.98	7156@24.00	---	---	57,184	552	1,371,931.94	3,265,434.22	15.61	25.64	40203045
176,736,715	0.300	---	---	---	30/05/2007	27/11/2019	---	---	LAMDA DEVELOPMENT SA (CR)	6.635	0.84 P	6.58 22/06/2023	6.58	6.575	6.68	6.635	6.635	800@6.63	10@6.66	---	---	179,694	676	1,192,321.91	1,172,648.10	5.505	6.78	35101010
31,317,025	0.400	---	---	---	26/04/2007	10/05/2023	---	---	MIG (CR)	4.26	-2.29 E	4.36 22/06/2023	4.435	4.26	4.435	4.26	4.346	500@4.24	486@4.28	---	---	17,724	128	76,933.55	133,410.53	0.987	8.4	30202000
107,222,688	0.440	---	(0.5667)	0.2	20/06/2023	16/03/2022	---	---	QUEST HOLDINGS (CR)	6.18	0.49 P	6.15 22/06/2023	6.1	6.05	6.21	6.18	6.13	20@6.07	470@6.18	---	---	34,310	120	210,312.30	662,636.21	4.655	6.58	10101010
78,325,475	---	---	---	---	---	23/07/2019	---	---	TITAN CEMENT (CB)	17.2	0.23 P	17.16 22/06/2023	17.18	17.06	17.2	17.2	17.157	100@17.18	1116@17.20	---	---	49,308	268	845,988.08	1,347,198.17	12.04	17.22	50101030
259,189,761	0.02	0.1	0.12	19/06/2023	26/02/2016	---	---	---	VIOHALCO S/ANV (CB)	5.99	2.74 P	5.83 22/06/2023	5.78	5.78	6.01	5.99	5.956	850@5.95	584@5.99	---	---	220,125	639	1,311,116.35	1,552,546.67	3.995	6.34	55102015
144,321,516	0.300	---	---	0.07	19/06/2023	22/01/2020	---	---	AVAX S.A. (CR)	1.294	4.86 P	1.234 22/06/2023	1.234	1.218	1.308	1.294	1.274	1558@1.28	5@1.30	---	---	352,118	518	448,764.22	186,752.04	0.748	1.308	50101010
232,000,000	2.12	0.1069	0.0854	0.0682	29/08/2022	19/06/2017	---	---	ADMIE (IPTO) HOLDING S.A. (CR)	2.26	1.35 P	2.23 22/06/2023	2.23	2.2	2.285	2.26	2.264	12307@2.26	150@2.27	18.02	2022	1,541,457	950	3,489,426.77	524,320.00	1.64	2.285	65101015
90,167,100	0.500	---	---	---	03/06/2019	24/05/2021	---	---	AEGEAN AIRLINES (CR)	10.84	1.12 P	10.72 22/06/2023	10.74	10.68	10.88	10.84	10.79	1000@10.80	7166@10.84	---	---	88,453	492	954,415.10	977,411.36	5.27	10.94	40501010
103,423,291	0.570	---	---	---	01/08/2011	06/09/2022	---	---	GEK TERNA (CR)	14.4	-0.28 E	14.44 22/06/2023	14.42	14.36	14.56	14.4	14.422	659@14.38	5004@14.42	---	---	110,000	530	1,586,474.68	1,489,295.39	10.42	14.7	50101010
382,000,000	2.48	---	---	---	20/07/2015	12/12/2001	---	---	PPC (CR)	10.04	0.55 P	9.985 22/06/2023	9.98	9.98	10.07	10.04	10.029	1696@10.03	413@10.05	---	---	1,358,116	2,755	13,620,921.29	3,835,280.00	6.6	10.32	65101015
914,715,153	1.00	---	---	---	16/05/2008	29/08/2018	---	---	NATIONAL BANK (CR)	5.644	-1.71 E	5.742 22/06/2023	5.7	5.604	5.814	5.644	5.713	2700@5.64	50@5.65	---	---	2,286,354	3,175	13,062,843.37	5,162,652.32	3.746	6.3	30101010
375,241,586	0.390	0.01	0.03	---	30/05/2022	14/07/2006	---	---	ELVALHALCOR (CR)	2.05	0.49 P	2.04 22/06/2023	2.005	2.005	2.07	2.05	2.051	300@2.04	1000@2.06	---	---	236,740	380	485,651.89	769,245.25	1.52	2.08	55102015
348,192,005	0.040	---	---	---	05/07/2011	16/07/2021	---	---	ELLAKTOR (CR)	2.325	-0.43 E	2.335 22/06/2023	2.31	2.29	2.33	2.325	2.311	111@2.31	5500@2.33	---	---	88,579	248	204,735.15	809,546.41	1.706	2.455	50101010
60,348,000	0.420	0.07	0.1515	0.1565	14/06/2023	04/08/2021	---	---	HELLENIC EXCHANGES-A.S.E. (CR)	5	2.04 P	4.9 22/06/2023	4.97	4.95	5.01	5	4.996	500@4.99	1030@5.01	---	---	450,069	533	2,248,720.75	301,740.00	3.09	5.3	30202015
106,500,000	0.600	---	0.28	---	05/09/2022	13/09/2021	---	---	EYDAP S.A. (CR)	6.68	---	6.68 22/06/2023	6.69	6.61	6.79	6.68	6.683	500@6.66	239@6.70	---	---	52,912	265	353,598.10	711,420.00	6.06	7.34	65102030
110,782,980	0.750	---	0.9054	0.4058	21/11/2022	04/11/2013	---	---	MOTOR OIL (CR)	25.1	0.97 P	24.86 22/06/2023	24.86	24.86	25.56	25.1	25.316	194@25.10	475@25.14	---	---	148,563	1,388	3,760,962.24	2,780,652.80	20.84	25.82	60101020
142,891,161	0.970	0.378	0.4341	---	24/06/2022	07/07/2017	---	---	MYTILINEOS (CR)	32.96	-0.12 E	33 22/06/2023	33.1	32.82	33.16	32.96	32.962	512@32.94	3047@33.00	---	---	321,252	2,307	10,589,052.48	4,709,692.67	19.94	33.48	50203000
25,000,000	2.00	0.4	0.628	---	25/07/2022	08/08/2003	---	---	P.P.A. S.A. (CR)	20.65	1.22 P	20.4 22/06/2023	20.4	20.4	20.7	20.65	20.579	285@20.45	49@20.65	9.76	2022	3,409	61	70,153.85	516,250.00	15.86	21	50206060
363,341,859	0.300	0.55	0.6	1	06/06/2023	19/06/2023	---	---	OPAP (CR)	15.85	-0.31 E	15.9 22/06/2023	15.89	15.8	15.94	15.85	15.869	1824@15.83	212@15.86	---	---	213,487	1,193	3,387,829.77	5,758,968.47	13.02	16.92	40501020
433,664,596	2.83	0.6879	0.8231	---	01/07/2022	18/06/1998	---	---	OTE (CR)	15.01	0.07 P	15 22/06/2023	15	15	15.22	15.01	15.079	3446@15.00	1405@15.02	---	---	344,872	1,455	5,200,209.32	6,509,305.59	12.57	15.73	15102015
1,250,367,223	0.930	---	---	---	16/05/2008	14/04/2021	---	---	PIRAEUS FINANCIAL HOLD (CR)	2.78	0.14 P	2.776 22/06/2023	2.776	2.752	2.842	2.78	2.802	6000@2.78	4150@2.78	---	---	5,346,935	3,801	14,979,693.52	3,476,020.88	1.43	3.04	30101010
43,741,452	0.660	0.16	0.2723	0.2629	31/05/2023	01/11/1999	---	---	THRACE PLASTICS SA (CR)	5.35	-0.37 E	5.37 22/06/2023	5.39	5.34	5.46	5.35	5.359	10386@5.35	209@5.36	---	---	28,319	158	151,769.03	234,016.77	3.76	5.46	50203015
69,877,484	0.780	0.2239	0.1493	0.1495	09/05/2023	13/06/2018	---	---	GR. SARANTIS S.A. (CR)	7.63	1.46 P	7.52 22/06/2023	7.48	7.48	7.68	7.63	7.594	347@7.54	1000@7.64	---	---	18,553	142	140,897.81	533,165.20	6.39	8	45201020
118,105,090	0.300	0.3407	0.3411	---	04/07/2022	05/03/2020	---	---	TERNA ENERGY (CR)	20.78	-0.10 E	20.8 22/06/2023	20.64	20.64	20.9	20.78	20.791	129@20.76	65@20.78	---	---	53,677	363	1,116,018.24	2,454,223.77	17.89	21.34	65101010

Number of Outstanding Securities	Nominal Value	Dividends [1]			Date of Last Coupon		Note	Shares	Closing price	% change	Previous closing price/date		Open price	Price min	Price max	Last price	Avg price	Last Bid [7]	Last Ask [7]	P/E after tax	Year	Volume	Trades	Transactions Value[8]	Company Mkt Value (thou. €)	Year low	Year high	Sector[ 4]	
		2020	2021	2022	Dividend [2]	Right																							
Main Market - Medium Liquidity Class																													
13,126,020	0.660	0.0837	0.1163	---	22/06/2022	04/09/2020	---	AS COMPANY SA (CR)	2.47	1.65	P	2.43	22/06/2023	2.46	2.43	2.48	2.47	2.448	190@2.43	409@2.47	---	---	4,327	21	10,592.09	32,421.27	2.02	2.48	40401030
3,114,144	0.360	0.1558	0.3427	0.2304	29/05/2023	02/06/2020	---	ALPHA TRUST (CR)	6.1	0.83	P	6.05	22/06/2023	6.1	6.1	6.1	6.1	6.1	200@6.05	1122@6.20	---	---	621	17	3,788.10	18,996.28	4.32	6.3	30202010
14,000,000	4.15	---	3.42	---	14/09/2022	29/06/1999	---	ALPHA REAL ESTATE SA(CR)	8.3	---	↘	8.3	22/06/2023	8.46	8.38	8.46	8.38	8.387	80@8.02	19@8.36	---	---	22	3	184.52	116,200.00	6.68	9.22	35101015
215,805,843	0.300	0.05	---	---	30/12/2021	15/11/2022	---	ATTICA HOLDINGS (CR)	2.59	---	↘	2.59	22/06/2023	2.59	2.59	2.59	2.59	2.59	17922@2.59	100@2.60	---	---	28,419	9	73,605.21	558,937.13	1.865	2.62	40501015
151,654,947	0.040	---	---	---	01/07/2008	21/02/2020	---	AVE (CR)	0.534	-1.11	€	0.54	22/06/2023	0.532	0.522	0.544	0.524	0.539	650@0.524	2100@0.540	---	---	26,850	19	14,483.80	80,983.74	0.506	0.586	40301010
35,764,593	2.10	0.06	0.075	0.1046	02/05/2023	25/11/2019	---	BRIQ PROPERTIES (CR)	1.98	---	↘	1.98	22/06/2023	1.96	1.96	1.995	1.98	1.986	444@1.97	4245@1.99	---	---	26,105	58	51,843.04	70,813.89	1.9	2.11	35102030
101,123,806	0.360	---	---	---	22/07/2010	28/06/2011	---	CENTRIC HOLDINGS (CR)	0.327	2.19	P	0.32	22/06/2023	0.317	0.314	0.327	0.327	0.32	10@0.326	7473@0.327	---	---	138,566	129	44,288.26	33,067.48	0.263	0.349	40203040
784,500	10.00	---	0.3	---	24/05/2022	31/07/2018	---	CNL CAPITAL (CR)	6.95	0.72	P	6.9	22/06/2023	6.95	6.95	7.05	7	7.007	100@6.90	100@7.00	-(6)-	2022	945	11	6,622.00	5,452.28	6.5	8	30202010
10,246,800	0.300	---	---	---	06/10/2005	13/02/2002	---	CPI SA (CR)	0.63	-3.08	€	0.65	22/06/2023	0.63	0.628	0.64	0.63	0.629	1600@0.630	300@0.638	---	---	4,998	10	3,143.98	6,455.48	0.548	0.722	10102030
18,680,300	0.050	---	---	---	06/07/2022	---	---	DIMAND (CR)	12.8	-0.77	€	12.9	22/06/2023	12.85	12.5	12.95	12.8	12.77	300@12.50	1273@12.80	---	---	15,330	83	195,764.30	239,107.84	11	14.9	35101010
54,200,000	0.075	---	0.035	---	19/07/2022	23/11/2021	---	EPSILON NET (CR)	7.98	1.01	P	7.9	22/06/2023	7.9	7.81	7.98	7.98	7.909	100@7.96	239@7.99	---	---	14,325	87	113,295.26	432,516.00	6.2	8.36	10101015
40,134,921	0.400	---	---	---	30/08/1993	05/12/2022	---	IDEAL HOLDINGS (CR)	5.29	1.73	P	5.2	22/06/2023	5.18	5.18	5.36	5.29	5.307	100@5.28	644@5.29	---	---	110,707	244	587,544.90	212,313.73	3.38	5.36	10102030
167,868,482	0.300	---	---	---	20/08/2007	28/11/2022	---	LAVIPHARM SA (CR)	0.618	1.65	P	0.608	22/06/2023	0.61	0.598	0.626	0.618	0.616	23440@0.614	598@0.618	---	---	224,263	201	138,096.22	103,742.72	0.366	0.66	20103015
4,740,000	0.860	---	---	---	14/03/2003	---	---	LOGISMOS S.A. (CR)	1.09	---	↘	1.09	22/06/2023	1.09	1.06	1.1	1.09	1.071	1600@1.00	1251@1.09	-(6)-	2022	3,249	27	3,479.60	5,166.60	0.91	1.1	10101015
17,120,280	0.940	0.06	0.06	---	27/06/2022	02/08/2019	---	LOULIS FOOD (CR)	3	-1.64	€	3.05	22/06/2023	3.05	2.95	3.06	3	3.007	600@2.96	1482@3.00	---	---	6,553	45	19,706.94	51,360.84	2.38	3.12	45102020
4,419,616	1.58	---	---	0.1131	01/03/2023	04/03/2015	---	MEDICON S.A (CR)	3.63	0.83	P	3.6	22/06/2023	3.67	3.63	3.67	3.67	3.633	10@3.52	100@3.63	---	---	109	4	396.03	16,043.21	3.45	4.15	20102010
468,700	2.24	3.42	---	---	03/05/2022	21/05/2004	---	MERMEREN KOMB. A.D. PR. (GDR)	38.4	4.35	P	36.8	22/06/2023	38.6	38	38.6	38.6	38.403	213@37.00	51@38.80	1.28	2022	61	5	2,342.60	17,998.08	31	59	55102000
10,500,000	0.950	---	---	---	24/06/2008	22/07/2022	---	MEVACO SA (CR)	4.1	0.49	P	4.08	22/06/2023	4.08	4.08	4.1	4.1	4.099	130@4.02	753@4.10	13.59	2022	1,505	7	6,168.34	43,050.00	2.52	4.2	55102015
87,127,162	0.500	---	---	---	08/06/2023	28/07/2021	---	PREMA (CR)	1.258	1.45	P	1.24	22/06/2023	1.248	1.246	1.284	1.258	1.264	2000@1.25	99@1.26	---	---	91,067	273	115,120.11	109,605.97	1.07	1.36	35102000
24,377,795	0.230	---	---	---	27/06/2022	08/06/2022	---	PROFILE SA (CR)	4.01	-2.91	€	4.13	22/06/2023	4.15	4.01	4.19	4.01	4.083	1300@4.00	25@4.07	---	---	53,747	228	219,458.97	97,754.96	2.575	4.35	10101010
27,345,120	0.280	---	---	---	18/07/2005	26/02/2014	---	QUALITY & RELIABILITY SA (CR)	0.74	-0.27	€	0.742	22/06/2023	0.746	0.726	0.746	0.74	0.738	600@0.726	875@0.740	---	---	41,964	67	30,956.84	20,235.39	0.465	0.764	10101010
6,456,530	1.08	0.0804	0.12	---	14/07/2022	02/08/2010	---	SPACE HELLAS SA (CR)	7.02	0.57	P	6.98	22/06/2023	7.04	7	7.04	7.02	7.026	16@6.98	50@7.00	---	---	1,615	11	11,346.20	45,324.84	5.28	7.28	15101010
17,190,046	0.290	---	---	---	16/11/1992	30/11/2022	---	UNIBIOS (CR)	0.806	-0.49	€	0.81	22/06/2023	0.834	0.804	0.836	0.806	0.813	480@0.806	633@0.820	---	---	23,660	47	19,232.10	13,855.18	0.558	0.89	50204000
32,413,681	0.370	---	---	---	15/07/2009	11/05/2000	---	ALUMIL (CR)	2.71	0.37	P	2.7	22/06/2023	2.72	2.64	2.74	2.71	2.707	1000@2.66	14@2.71	---	---	19,591	52	53,030.72	87,841.08	1.986	2.81	55102035
3,534,269	3.44	(0.4452)	0.8907	---	22/05/2023	19/07/2022	---	ANDROMEDA SA (CR)	6.98	-1.13	€	7.06	22/06/2023	7.1	6.96	7.1	6.98	6.981	10@6.92	4118@6.98	---	2022	16,834	39	117,521.88	24,669.20	5.9	7.3	30204000
18,810,000	0.400	---	---	---	08/07/2010	14/11/2007	---	VARVERIS - MODA BAGNO SA (CR)	0.68	-2.16	€	0.695	22/06/2023	0.64	0.64	0.685	0.68	0.659	774@0.670	3390@0.680	---	---	3,417	11	2,250.60	12,790.80	0.6	0.8	40401025
23,986,500	1.05	---	---	---	26/06/2009	15/03/2000	---	BIOKARPET S.A.(CR)	2.38	-4.03	€	2.48	22/06/2023	2.45	2.38	2.48	2.38	2.422	65@2.38	500@2.45	---	---	1,600	11	3,874.60	57,087.87	1.5	2.7	50101035
6,325,000	0.600	---	0.19	---	04/07/2022	17/02/2014	---	VOYATZOGLOU (CR)	2.56	0.79	P	2.54	22/06/2023	2.66	2.48	2.66	2.56	2.524	746@2.50	1545@2.56	---	---	5,230	20	13,202.00	16,192.00	1.97	2.76	50205010
24,060,000	0.300	0.035	0.055	0.075	25/04/2023	01/07/2019	---	GEN. COMMERCIAL & IND.SA (CR)	1.42	-1.39	€	1.44	22/06/2023	1.425	1.405	1.435	1.42	1.415	840@1.41	610@1.42	8.78	2022	5,990	19	8,475.75	34,165.20	1.175	1.495	50205010
15,878,748	0.480	---	---	---	10/07/2006	22/03/2004	---	DOMIKI KRITIS SA (CR)	0.972	4.74	P	0.928	22/06/2023	0.938	0.93	0.976	0.972	0.951	950@0.958	790@0.972	---	---	58,133	63	55,283.15	15,434.14	0.71	0.98	50101010
34,720,000	0.310	---	---	---	16/06/2010	01/08/2007	---	DROMEAS SA (CR)	0.36	-0.55	€	0.362	22/06/2023	0.367	0.356	0.367	0.36	0.361	3997@0.354	2969@0.360	---	---	8,604	9	3,108.26	12,499.20	0.3	0.389	40202015
13,673,200	0.880	---	---	---	18/07/2008	26/07/2001	---	EVROFARMA SA (CR)	0.88	1.15	P	0.87	22/06/2023	0.88	0.88	0.88	0.88	0.88	3000@0.850	877@0.880	---	---	1,600	5	1,408.00	12,032.42	0.684	0.92	45102020
11,250,000	0.520	---	0.0405	---	01/08/2022	09/11/2015	---	EKTER SA (CR)	1.695	5.61	P	1.605	22/06/2023	1.6	1.6	1.71	1.695	1.678	95@1.68	5450@1.70	---	---	87,426	258	146,729.59	19,068.75	1.33	1.89	50101010
18,410,839	1.00	0.027	0.262	---	24/08/2022	10/09/2010	---	ELASTRON (CR)	3.11	-0.32	€	3.12	22/06/2023	3.06	3.05	3.12	3.11	3.075	68@3.08	3									

Number of Outstanding Securities	Nominal Value	Dividends [1]			Date of Last Coupon		Note	Shares	Closing price	% change	Previous closing		Open price	Price min	Price max	Last price	Avg price	Last Bid [7]	Last Ask [7]	P/E after tax	Year	Volume	Trades	Transactions Value[8]	Company Mkt Value (thou. €)	Year low	Year high	Sector[ 4]	
		2020	2021	2022	Dividend [2]	Right					price/date	price/date																	
26,730,187	0.520	0.08	0.1	---	29/06/2022	01/08/2017	---	ELTON SA (CR)	2.83	---	↘	2.83	22/06/2023	2.81	2.79	2.83	2.83	2.818 300@2.79	1328@2.83	---	---	17,008	57	47,923.78	75,646.43	2.08	2.92	50205010	
30,000,000	0.050	0.06	0.09	0.1	09/06/2023	11/06/2020	---	ENTERSOFT (CR)	5.12	4.28	<b>P</b>	4.91	22/06/2023	4.96	4.96	5.12	5.12	5.048 563@5.06	375@5.12	---	---	15,970	91	80,615.12	153,600.00	3.61	5.18	10101015	
36,300,000	1.12	0.223	0.2186	---	14/09/2022	12/12/2007	---	THESSALONIKA WATER & SEWERAGE	3.63	-0.27	<b>E</b>	3.64	22/06/2023	3.59	3.56	3.65	3.63	3.589 110@3.61	78@3.63	---	---	10,517	70	37,748.92	131,769.00	3.21	3.78	65102030	
14,833,480	0.300	---	---	---	02/06/2010	04/02/2022	---	EUROCONSULTANTS S.A. (CR)	0.748	---	↘	0.748	22/06/2023	0.748	0.74	0.758	0.748	0.75 1500@0.734	4517@0.748	---	---	13,134	37	9,844.54	11,095.44	0.576	0.786	50205020	
86,735,980	0.310	---	---	---	06/07/2009	18/08/2022	---	ATHENS MEDICAL CENTER SA (CR)	1.7	-1.45	<b>E</b>	1.725	22/06/2023	1.75	1.66	1.75	1.7	1.694 17@1.68	835@1.70	---	---	5,436	47	9,206.74	147,451.17	1.375	1.8	20101025	
114,320,400	0.100	---	0.01	---	26/11/2021	05/08/2019	---	IKTINOS HELLAS SA (CR)	0.587	0.51	<b>P</b>	0.584	22/06/2023	0.592	0.577	0.592	0.587	0.583 1005@0.582	8777@0.587	---	---	44,992	77	26,214.07	67,106.07	0.4855	0.675	50101035	
8,226,132	0.450	---	---	---	15/05/2009	13/10/2014	---	ILYDA S.A. (CR)	1.325	-0.38	<b>E</b>	1.33	22/06/2023	1.35	1.29	1.35	1.325	1.295 95@1.29	80@1.33	8.48	2022	1,655	10	2,142.83	10,899.62	1.055	1.42	10101015	
2,566,836	0.440	---	0.016	---	15/07/2022	09/01/2007	---	INTERWOOD-XYLEMPORIA (PR)	0.42	0.96	<b>P</b>	0.416	22/06/2023	0.42	0.42	0.42	0.42	0.42 2500@0.306	1550@0.454	---	---	2,870	1	1,205.40	11,783.92	0.192	0.42	50101020	
34,986,430	0.440	---	---	---	25/07/2008	23/02/2010	---	INTERWOOD-XYLEMPORIA (CR)	0.306	-1.29	<b>E</b>	0.31	22/06/2023	0.31	0.3	0.31	0.306	0.307 2000@0.294	1000@0.304	---	---	83,805	46	25,703.46	11,783.92	0.1975	0.321	50101020	
18,567,912	0.590	0.12	0.12	---	06/07/2022	26/01/2021	---	INTERLIFE G.C.I.(CR)	4.2	6.33	<b>P</b>	3.95	22/06/2023	4.03	4.03	4.32	4.2	4.146 2@4.18	391@4.20	---	2022	39,572	209	164,054.69	77,985.23	3.47	4.32	30302025	
8,424,900	0.500	---	---	---	12/07/2010	04/07/2019	---	INTERTECH SA (CR)	1.125	-3.43	<b>E</b>	1.165	22/06/2023	1.165	1.125	1.165	1.125	1.139 1270@1.12	1952@1.14	19.42	2022	6,100	31	6,947.91	9,478.01	0.92	1.25	50205010	
19,804,134	0.150	---	---	---	01/07/2004	06/11/2017	---	KEKROPS SA (CR)	1.3	-2.26	<b>E</b>	1.33	22/06/2023	1.3	1.3	1.3	1.3	1.3 2@1.30	258@1.33	2.47	2022	725	5	942.50	25,745.37	0.903	1.4	35101010	
40,219,218	0.260	---	---	---	29/08/2022	10/06/2019	---	KLOUKINAS - LAPPAS SA (CR)	0.982	-0.41	<b>E</b>	0.986	22/06/2023	0.988	0.98	0.988	0.982	0.98318000@0.982	10@0.984	---	---	32,169	28	31,608.42	39,495.27	0.5	0.99	50101010	
11,510,102	0.890	---	---	---	24/06/2005	06/10/1999	---	NAFPAKTOS TEXTILE (CR)	1.08	-3.57	<b>E</b>	1.12	22/06/2023	1.07	1.06	1.11	1.08	1.068 2080@1.06	95@1.09	---	---	3,890	16	4,153.32	12,430.91	0.91	1.23	55101020	
21,224,340	0.420	0.0035	0.02	---	06/09/2022	25/04/2006	---	KORDELLOS BROS SA (CR)	0.638	-1.24	<b>E</b>	0.646	22/06/2023	0.646	0.616	0.648	0.638	0.637 2@0.632	421@0.638	5.61	2022	14,235	34	9,064.91	13,541.13	0.462	0.7	55102010	
33,065,136	0.380	0.2	0.2001	---	18/08/2022	16/09/2013	---	KRI-KRI S.A. (CR)	7.94	---	↘	7.94	22/06/2023	7.96	7.88	7.98	7.94	7.938 994@7.94	20@7.96	82.69	2022	7,648	58	60,713.16	262,537.18	6.08	9.8	45102020	
18,017,472	0.360	---	---	---	09/09/2022	28/08/2017	---	KTIMA KOSTAS LAZARIDIS SA (CR)	1.78	2.89	<b>P</b>	1.73	22/06/2023	1.72	1.72	1.78	1.78	1.722 5000@1.72	450@1.78	---	---	1,250	5	2,153.00	32,071.10	1.55	1.81	45101015	
7,595,160	0.600	---	---	---	10/09/2019	18/08/2010	---	KIRIAKOULIS SHIPPING SA (CR)	1.06	2.91	<b>P</b>	1.03	22/06/2023	1.035	1.03	1.06	1.06	1.046 75@1.03	180@1.06	---	---	1,030	12	1,077.80	8,050.87	0.868	1.265	40501015	
6,200,000	0.500	---	---	---	22/06/2010	01/11/1995	---	MINERVA KNITWEAR (CR)	0.5	---	↘	0.5	22/06/2023	---	---	---	---	---	100@0.482	30@0.520	---	---	---	---	3,100.00	0.414	0.585	40204020	
5,939,268	0.620	---	---	---	10/07/2003	03/01/2002	---	LANAKAM SA (CR)	0.95	-2.06	<b>E</b>	0.97	22/06/2023	0.94	0.91	0.95	0.95	0.922 38@0.920	722@0.950	---	---	2,004	16	1,847.47	5,642.30	0.716	1.16	40401020	
9,819,370	0.500	---	---	---	14/08/2007	09/01/2004	---	MATHIOS REFRACTORY SA (CR)	1.12	6.67	<b>P</b>	1.05	22/06/2023	1.07	1.05	1.15	1.12	1.112 195@1.07	190@1.12	---	---	8,725	40	9,698.83	10,997.69	0.565	1.19	55101000	
29,250,000	0.360	0.02	0.0401	0.0908	15/06/2023	25/04/2019	---	MOTODYNAMICS S.A. (CR)	3.27	-2.68	<b>E</b>	3.36	22/06/2023	3.37	3.22	3.37	3.27	3.274 685@3.25	6492@3.27	---	---	53,498	141	175,151.75	95,647.50	2.04	3.77	40401030	
32,188,050	1.04	---	---	---	21/07/2008	20/01/2000	---	MOUZAKIS (CR)	0.7	---	↘	0.7	22/06/2023	---	---	---	---	---	500@0.640	20@0.720	---	---	---	---	22,531.64	0.65	0.806	55101020	
43,200,000	1.00	---	0.0824	---	07/09/2022	14/06/2022	---	MPLE KEDROS (CR)	2.5	---	↘	2.5	22/06/2023	2.5	2.49	2.51	2.5	2.5 50@2.49	500@2.50	---	---	9,034	12	22,586.50	108,000.00	2.19	2.51	35102000	
6,340,000	0.600	0.134	0.17	0.1	09/12/2022	12/01/2023	---	NAKAS MUSIC	2.72	---	↘	2.72	22/06/2023	---	---	---	---	---	30@2.66	75@2.88	---	---	---	---	17,244.80	2.16	2.94	40401030	
10,080,000	3.00	1.42	1.5	1.45	11/05/2023	27/08/2001	---	TPA SA (CR)	24.7	0.41	<b>P</b>	24.6	22/06/2023	24.4	24.3	24.7	24.7	24.544 121@24.40	256@24.70	---	---	438	12	10,750.30	248,976.00	22.7	26.3	50206060	
4,971,466	1.46	---	---	---	04/07/2007	08/10/2003	---	PAIRIS SA (CR)	1.125	---	↘	1.125	22/06/2023	1.155	1.07	1.155	1.125	1.097 3192@1.07	71@1.13	---	---	14,913	63	16,353.36	5,592.90	0.83	1.225	50203030	
27,098,594	0.540	0.07	0.05	0.0401	22/05/2023	14/01/2021	---	PAPOUTSANIS (CR)	2.34	---	↘	2.34	22/06/2023	2.35	2.34	2.35	2.34	2.344 2@2.32	877@2.33	21.13	2022	900	5	2,110.00	63,410.71	2.25	2.51	45201020	
7,070,400	0.930	0.1081	0.3242	---	17/06/2022	06/05/2016	---	PETROPOULOS PETROS (CR)	8.34	-0.48	<b>E</b>	8.38	22/06/2023	8.36	8.3	8.38	8.34	8.351 100@8.28	312@8.34	---	---	7,120	37	59,458.24	58,967.14	5.9	8.68	50206015	
21,912,599	0.300	---	---	0.048	18/05/2023	23/02/2007	---	REVOIL (CR)	1.55	-0.64	<b>E</b>	1.56	22/06/2023	1.515	1.515	1.6	1.55	1.577 960@1.55	645@1.60	---	---	18,515	57	29,200.01	33,964.53	1.21	1.6	60101020	
13,582,223	1.35	---	---	---	24/06/2008	02/02/2016	---	SIDMA STEEL (CR)	2.74	-1.08	<b>E</b>	2.77	22/06/2023	2.8	2.7	2.8	2.74	2.738 130@2.70	125@2.74	---	---	4,713	37	12,905.05	37,215.29	1.85	2.94	55102010	
40,693,350	5.00	---	---	---	03/07/2006	26/05/2015	---	TECHNICAL OLYMPIC SA (CR)	2.62	1.55	<b>P</b>	2.58	22/06/2023	2.6	2.53	2.62	2.62	2.581 500@2.57	734@2.62	---	---	12,924	60	33,353.77	106,616.58	1.76	2.7	40202010	
3,048,000	0.300	---	---	---	06/07/2007	01/06/2021	---	TZIRAKIAN PROFIL (CR)	2.1	-0.94	<b>E</b>	2.12	22/06/2023	2.06	2.06	2.1	2.1	2.065 140@2.05	1057@2.10	36.79	2022	2,290	15	4,729.39	6,400.80	1.755	2.22	55102010	
10,203,575	0.730	---	---	---	16/07/2007	18/10/1999	---	FIERATEX SA (CR)	0.439	---	↘	0.439	22/06/2023	---	---	---	---	---	100@0.416	16742@0.435	---	2022	---	---	---	4,479.37	0.351	0.5	55101020
8,340,750	1.16	---	---	---	25/06/2009	17/09/2018	---	HAIDEMENOS SA (CR)	0.55	-4.35	<b>E</b>	0.575	22/06/2023	0.474	0.474	0.56	0.56	0.551 1000@0.492	2411@0.560	---	2022	111	4	61.21					

Number of Outstanding Securities	Nominal Value	Dividends [1]			Date of Last Coupon		Note	Shares	Closing price	% change	Previous closing price/date	Open price	Price min	Price max	Last price	Avg price	Last Bid [7]	Last Ask [7]	P/E after tax	Year	Volume	Trades	Transactions Value[8]	Company Mkt Value (thou. €)	Year low	Year high	Sector[ 4]
		2020	2021	2022	Dividend [2]	Right																					
57,434,884	1.31	---	---	---	05/06/2008	12/06/2009	---	REDS S.A. (CR)	2.37	-0.84 <b>U</b>	2.39 22/06/2023	2.43	2.35	2.43	2.41	2.366	913@2.37	70@2.41	---	---	1,060	6	2,508.40	136,120.68	2.26	3	35101010
152,360,643	0.500	0.01	0.02	0.03	23/06/2023	10/06/2020	---	TRASTOR REAL EST. INV. CO.(CR)	1.1	0.92 <b>P</b>	1.09 22/06/2023	1.01	1.01	1.1	1.1	1.083	2000@1.02	1094@1.10	---	---	2,533	8	2,744.05	167,596.71	0.965	1.14	35102000
15,300,000	0.300	---	---	---	30/07/2009	13/12/1999	---	ATTICA PUBLICATIONS SA (CR)	0.316	---	0.316 22/06/2023	0.286	0.286	0.316	0.316	0.304	995@0.302	105@0.316	---	---	850	6	258.10	4,834.80	0.236	0.39	40301030
15,000,000	0.300	---	---	---	06/07/2007	18/07/2000	---	DAIOS PLASTICS SA (CR)	3.22	---	3.22 22/06/2023	---	---	---	---	---	150@3.20	1000@3.22	---	---	---	---	---	48,300.00	2.92	3.52	50203015
3,307,500	0.210	---	---	---	11/08/2010	30/11/2022	---	ELVE SA (CR)	4.78	---	4.78 22/06/2023	---	---	---	---	---	10@4.74	5@4.88	18.84	2022	---	---	---	15,809.85	4.54	5.2	40204020
2,760,000	11.83	9.4	11	11.8	14/06/2023	16/07/1990	---	KARELIA (CR)	340	---	340 22/06/2023	340	340	340	340	340	20@330.00	10@348.00	---	---	42	3	14,280.00	938,400.00	288	356	45103010
6,700,000	0.800	0.179	0.047	---	24/08/2022	29/05/2014	---	MILLS KEPENOS (CR)	2.32	---	2.32 22/06/2023	---	---	---	---	---	300@2.20	100@2.36	17.14	2022	---	---	---	15,544.00	1.93	2.54	45102020
21,364,000	1.12	---	---	---	29/07/2019	08/03/2023	---	LAMPSA HOTEL SA (CR)	25.2	---	25.2 22/06/2023	25.2	25.2	25.2	25.2	25.2	27@25.20	100@26.00	---	---	173	1	4,359.60	538,372.80	20.6	25.2	40501025
8,321,682	0.670	---	---	---	17/08/2007	23/11/1999	---	N. LEVENTERIS (CR)	0.282	---	0.282 22/06/2023	---	---	---	---	---	2000@0.254	200@0.310	---	2022	---	---	---	3,016.48	0.22	0.364	55102010
2,160,524	0.670	---	---	---	03/12/2018	23/11/1999	---	N. LEVENTERIS (PR)	0.31	---	0.31 22/06/2023	---	---	---	---	---	---	1500@0.328	---	2022	---	---	---	3,016.48	0.218	0.342	55102010
27,379,200	0.980	---	---	---	03/07/2020	29/08/2022	---	CRETE PLASTICS SA (CR)	16.4	---	16.4 22/06/2023	16.4	16.4	16.4	16.4	16.4	172@16.40	460@16.70	---	---	124	1	2,033.60	449,018.88	14.7	17.9	50203015
255,494,534	2.71	0.352	0.279	0.255	16/06/2023	30/09/2021	---	PRODEA (CR)	7.65	---	7.65 22/06/2023	---	---	---	---	---	100@7.40	70@7.95	---	---	---	---	---	1,954,533.19	7.1	8.6	35102000
4,181,450	0.500	---	---	---	21/08/2000	05/03/2002	---	FLOUR MILLS SARANTOPOULOS SA	1.01	---	1.01 22/06/2023	---	---	---	---	---	500@0.910	1185@1.11	---	---	---	---	---	4,223.26	0.875	1.5	45102020

Exchange Traded Funds (ETFs)

906,928	---	---	---	---	15/06/2016	---	ALPHA ETF FTSE Athex Large Cap	31	---	---	31 22/06/2023	31	31	31.38	31	31.325	200@28.10	59@33.00	---	---	3,271	6	102,464.70	---	22.5	33.8	12003
---------	-----	-----	-----	-----	------------	-----	--------------------------------	----	-----	-----	---------------	----	----	-------	----	--------	-----------	----------	-----	-----	-------	---	------------	-----	------	------	-------

Surveillance

356,314,416	0.060	---	---	---	07/07/2010	21/09/2017	5160	FRIGOGLASS SA (CR)	0.06	3.45 <b>P</b>	0.058 22/06/2023	0.058	0.058	0.06	0.06	0.059	04000@0.058	8396@0.060	---	---	72,716	25	4,307.03	21,378.86	0.05	0.158	50204000
65,326,268	0.530	---	---	---	04/07/2007	19/07/2006	4750	SATO SA (CR)	0.0375	8.70 <b>P</b>	0.0345 22/06/2023	0.036	0.036	0.0375	0.0375	0.037	7631@0.038	---	---	---	38,589	9	1,445.26	2,449.74	0.018	0.069	40202015
13,191,620	0.620	---	---	---	04/08/2010	09/09/2002	5232	YALCO - CONSTANTINOU (CR)	0.16	---	0.16 22/06/2023	---	---	---	---	---	2000@0.155	1496@0.176	---	---	---	---	---	2,110.66	0.12	0.28	40202020
13,000,000	1.00	---	---	---	01/08/2007	07/04/2000	5093	AKRITAS SA (CR)	0.46	---	0.46 22/06/2023	0.46	0.46	0.46	0.46	0.46	4450@0.460	500@0.505	---	---	550	3	253.00	5,980.00	0.45	0.67	50101035
221,519,681	0.300	---	---	---	02/07/2008	28/02/2011	4957	ANEK LINES SA (CR)	0.27	0.75 <b>P</b>	0.268 22/06/2023	0.27	0.27	0.27	0.27	0.27	1010@0.268	1855@0.270	---	---	236,564	42	63,872.28	60,723.70	0.177	0.27	40501015
312,163	0.300	---	---	---	02/07/2008	28/02/2011	4959	ANEK LINES SA (PR, Issue '90)	0.072	---	0.072 22/06/2023	---	---	---	---	---	19930@0.079	---	---	---	---	---	---	60,723.70	0.072	0.086	40501015
2,969,713	0.300	---	---	---	02/07/2008	28/02/2011	4958	ANEK LINES SA (PR, Issue '96)	0.3	---	0.3 22/06/2023	---	---	---	---	---	---	616@0.300	---	---	---	---	---	60,723.70	0.173	0.38	40501015
17,579,754	4.16	---	---	---	18/08/2006	02/08/2010	---	BIOTER SA (CR)	0.21	---	0.21 22/06/2023	0.218	0.218	0.23	0.23	0.227	3011@0.230	---	---	---	1,939	6	440.57	3,691.75	0.198	0.398	50101010
54,654,600	0.050	---	---	---	01/07/1998	30/12/2022	5275	VIS SA (CR)	0.29	-9.94 <b>U</b>	0.322 22/06/2023	0.29	0.29	0.29	0.29	0.29	---	39900@0.290	---	2022	39,100	15	11,339.00	15,849.83	0.136	0.378	50203030
51,754,364	0.300	---	---	---	23/12/2003	24/01/2007	5197	SELECTED TEXT. IND. ASSOC (CR)	0.152	---	0.152 22/06/2023	0.14	0.14	0.14	0.14	0.14	5000@0.138	4000@0.150	---	---	5,000	1	700.00	7,866.66	0.11	0.202	55101020
371,337,000	0.300	---	---	---	30/05/2013	01/07/2022	---	INTRALOT (CR)	0.59	1.72 <b>P</b>	0.58 22/06/2023	0.59	0.59	0.59	0.59	0.59	1500@0.585	21994@0.590	---	---	119,126	64	70,284.34	219,088.83	0.565	0.765	40501020
15,842,391	1.51	---	---	---	15/07/2009	12/05/2000	5141	BITROS HOLDING SA (CR)	0.46	-9.80 <b>U</b>	0.51 22/06/2023	0.46	0.46	0.46	0.46	0.46	1919@0.476	1500@0.525	---	---	8,000	10	3,680.00	7,287.50	0.408	0.82	55102010
24,319,250	0.300	---	---	---	09/07/2002	04/07/2007	5165	PROODEFTIKH SA (CR)	0.46	---	0.46 22/06/2023	0.414	0.414	0.414	0.414	0.414	2900@0.414	1000@0.450	---	---	100	1	41.40	11,186.86	0.4	0.6	50101010
28,438,268	0.070	---	---	---	21/08/2006	24/11/1999	5253	SPIROY AGRICULTURE SA (CR)	0.158	---	0.158 22/06/2023	0.158	0.158	0.158	0.158	0.158	290@0.158	900@0.160	---	---	210	1	33.18	4,493.25	0.144	0.23	45102010
1,011,000	1.00	---	---	---	01/07/2004	11/12/2012	5193	TRIA ALFA SA (CR)	11.5	---	11.5 22/06/2023	---	---	---	---	---	---	216@11.20	88.08	2022	---	---	---	11,626.50	7.6	16.9	55101020

Suspension Status

66,948,210	0.300	---	---	---	22/09/2015	22/09/2015	5179	FOLLI FOLLIE (CR)	4.8	---	4.8 24/05/2018	---	---	---	---	---	---	---	---	---	---	---	---	321,351.41	4.8	4.8	40401030
12,417,000	0.310	---	---	---	27/08/2019	28/08/2017	5233	MLS MULTIMEDIA SA (CR)	0.57	---	0.57 12/05/2020	---	---	---	---	---	---	---	---	---	---	---	---	7,077.69	0.57	0.57	10101015
6,330,002	0.300	---	---	---	25/06/2002	15/03/2019	5278	VARVARESSOS (CR)	0.24	---	0.24 02/05/2023	---	---	---	---	---	---	---	---	---	---	---	---	1,519.20	0.16	0.25	55101020
3,961,300	1.28	---	---	---	29/06/2004	03/08/2000	5248	DUROS SA (CR)	0.25	---	0.25 24/04/2023	---	---	---	---	---	---	---	---	---	---	---	---	990.33	0.2	0.3	40204020
7,085,888	1.59	---	---	---	02/07/1996	06/09/2010	5216	ELVIEMEK (CR)	2.6	---	2.6 30/09/2019	---	---	---	---	---	---	---	---	---	---	---	---	18,423.31	2.6	2.6	35101010

Number of Outstanding Securities	Nominal Value	Dividends [1]			Date of Last Coupon		Note	Shares	Closing price	% change	Previous closing price/date		Open price	Price min	Price max	Last price	Avg price	Last Bid [7]	Last Ask [7]	P/E after tax	Year	Volume	Trades	Transactions Value[8]	Company Mkt Value (thou. €)	Year low	Year high	Sector[ 4]
		2020	2021	2022	Dividend [2]	Right																						
7,125,216	0.650	---	---	---	01/07/2005	14/12/1999	4955	KRE.KA SA (CR)	0.28	---	↘	0.28	06/04/2023	---	---	---	---	---	---	---	---	---	---	---	1,995.06	0.17	0.43	45102010
7,734,375	1.00	---	---	---	09/07/2007	07/01/2011	5277	LIVANIS SA (CR)	0.125	---	↘	0.125	28/04/2023	---	---	---	---	---	---	---	---	---	---	---	966.80	0.12	0.18	40301030

## Shares' Notes

Code	Note text
( )	- Adjusted dividends.
*	- Last adjusted closing price.
[1]	- Net dividends.
[2]	- The "Date of Last Coupon" for New listings refers to the date company's stocks started to trade in Athex
[3]	- The Company Market Value is referred to the number of outstanding shares
[4]	- Sectors codification can be found in Appendix A
[5]	- The Market Value refers to the total number of shares listed (including their several classes) in the exchange by the company.
[6]	- P/E greater than 100
[7]	- Last view of the Order Book before the end of the trading session
[8]	- All Blocks Methods' Transactions Value are included.
4750	- Transfer to the Under Surveillance Category from 8/4/2011.
4955	- Transfer to the Surveillance Category as from 5/4/2013.
4957	- Transfer to the Surveillance Category as from 5/4/2013.
4958	- Transfer to the Surveillance Category as from 5/4/2013.
4959	- Transfer to the Surveillance Category as from 5/4/2013.
5093	- Transfer to the Surveillance Category as of 8/4/2015.
5141	- Transfer to the Surveillance Category as of 10/05/2017.
5160	- Transfer to the Surveillance Category as of 15/04/2016.
5165	- Transfer to the Surveillance Category as of 15/02/2018.
5179	- Suspension of trading as of 25/05/2018.
5193	- Transfer to the Surveillance Category as of 25/10/2018.
5197	- Transfer to the Surveillance Category as of 07/11/2018.
5216	- Suspension of trading as of 01/10/2019.
5232	- Transfer to the Under Surveillance Category from 08/04/2011.
5233	- Suspension of trading as of 13/05/2020.
5248	- Transfer to the Surveillance Category as of 06/09/20116.
5253	- Transfer to the Surveillance Category as of 14/5/2021.
5275	- Transfer to the Surveillance Category as of 09/07/2020.
5277	- Suspension of trading as of 02/05/2023.
5278	- Suspension of trading as of 03/05/2023.

## Securities Blocks Details

Securities	Block Volume	Price	Block Trade Value	Time of approval	Note
MYTILINEOS (CR)	20,000	33.06	661,200.00	10:39:36	20
NATIONAL BANK (CR)	160,000	5.76	921,600.00	11:02:07	20
PIRAEUS FINANCIAL HOLD (CR)	150,000	2.81	421,800.00	11:02:56	20
ADMIE (IPTO) HOLDING S.A. (CR)	450,000	2.26	1,017,000.00	11:52:24	20
OTE (CR)	25,000	15.10	377,500.00	12:12:48	20
PPC (CR)	30,000	10.00	300,000.00	12:13:41	20
ALPHA SERVICES HOLD (CR)	1,000,000	1.50	1,500,000.00	12:20:10	20
PIRAEUS FINANCIAL HOLD (CR)	100,000	2.82	281,800.00	12:39:06	20
PPC (CR)	50,000	10.02	501,000.00	12:51:47	20
IDEAL HOLDINGS (CR)	38,729	5.30	205,263.70	13:04:04	20
ALPHA SERVICES HOLD (CR)	1,000,000	1.51	1,511,000.00	13:19:23	20
EUROBANK HOLDINGS (CR)	400,000	1.50	598,800.00	13:19:37	20
EUROBANK HOLDINGS (CR)	500,000	1.50	748,500.00	13:25:35	20
ALPHA SERVICES HOLD (CR)	500,000	1.51	756,000.00	13:30:23	20
EUROBANK HOLDINGS (CR)	250,000	1.50	375,500.00	13:45:50	20
PIRAEUS FINANCIAL HOLD (CR)	100,000	2.81	281,400.00	13:46:28	20
NATIONAL BANK (CR)	175,000	5.79	1,012,550.00	13:52:08	20
PIRAEUS FINANCIAL HOLD (CR)	700,000	2.80	1,960,000.00	13:55:30	20
MYTILINEOS (CR)	30,000	32.90	987,000.00	14:15:05	20
ALPHA SERVICES HOLD (CR)	600,000	1.54	921,000.00	14:47:54	20
AEGEAN AIRLINES (CR)	6,170	10.88	67,129.60	16:34:51	18
PPC (CR)	100,000	10.04	1,004,000.00	16:43:12	20

## Blocks Notes

- 9 - Method 6-1 / Special Fees
- 10 - Method 6-1 / Special Fees, SDS
- 14 - Method 6-3 / Settlement, Incomplete Buy and Sell
- 18 - Method 6-2 / SPOT 1
- 19 - Method 6-2 / SPOT 2
- 20 - Method 6-1 and Method 6-1 Same Day Settlement
- 21 - Other Pre-agreed

Shares Rights Details

Occured date	Exercise from	Exercise until	Trading until	Rights	Price min	Price max	Closing price	Last Bid	Last Ask	Volume	Trades	Transactions Value
-----------------	------------------	-------------------	------------------	--------	--------------	--------------	------------------	----------	----------	--------	--------	-----------------------

No Rights Transactions.



Forced Sales Details

Securities	Category of Security	Transactions Volume	Number of Trades	Transactions Value	Note
MIG (CR)	Stocks	1,117	5	4,758.42	3

Forced Sales Notes

- 1 - Compulsory Public Forced Sales
- 2 - Forced Sales of Fixed Registered Shares
- 3 - Forced Sales of Remaining Fractional Shares

## Exchange Traded Funds (ETFs) Characteristics

	Transactions Date (T)	Creation / Redemption	Units (T-1)	New Units (T-1)	Redemption Units (T-1)	Units (T) [1]	Fund Assets [2]	Net Unit Price	Dividend per Unit	Dividend Date
ALPHA ETF FTSE Athex Large Cap	23/06/2023	5,000	906,928	---	---	906,928	28,025,970.00	30.9021	0.52	01/07/2022

## ETFs Notes

[1] - Units (T) = Units (T-1) + New Units (T-1) - Redemption Units (T-1)

[2] - The Creation / Redemption Units of T-1 are included.

### Non Convertible Corporate Bonds - Regulated Market

Num Listed Bonds	Nominal price	Issue price	Today's Rate	Exp. Date	Duration (years)	Note	Coupon		Trading Unit	Corporate Bonds	Accrued Int.	Yield.T.Mat	Price min	Price max	Closing price	Previous closing price/date	Volume	Transactions Value	Last order		ear min	Year max		
							Common	Preffered											Price	Buy / Sell			Date	
100,000	1,000.00	1,000.00	2.70	25/05/2026	5	---	5	---	1	COSTAMARE PARTICIPATIONS PLC (Non Convertible)	2.4750	3.7980	96.5000	96.5000	96.5000	96.5000	22/06/2023	1,000	967.48	95.5000	B	23/06/2023	92.1400	97.0000
320,000	1,000.00	1,000.00	3.40	21/07/2027	7	---	6	---	1	LAMDA DEVELOPMENT S.A. (Non Convertible)	14.6389	4.9250	92.8000	93.7000	93.0536	93.7000	22/06/2023	85,000	80,339.61	93.0000	B	23/06/2023	91.4001	95.5000
200,000	1,000.00	1,000.00	2.10	27/10/2027	7	---	6	---	1	O.P.A.P. S.A. (Non Convertible)	3.5583	4.0060	92.0100	92.4000	92.0100	92.1970	22/06/2023	29,000	26,843.49	92.0100	B	23/06/2023	91.4700	95.4000
200,000	1,000.00	1,000.00	1.90	23/03/2028	7	---	5	---	1	MOTOR OIL CORINTH REFINERIES SA (Non Convertible)	5.0667	3.7410	91.8000	92.0000	91.8194	91.6820	22/06/2023	36,000	33,237.40	91.7000	B	23/06/2023	87.5500	92.6000
100,000	1,000.00	1,000.00	2.95	11/02/2027	5	---	3	---	1	SAFE BULKERS PARTICIPATIONS PLC (Non Convertible)	10.9806	5.0520	92.8200	92.8200	92.8200	92.9600	22/06/2023	2,000	1,878.36	92.8200	B	23/06/2023	89.9269	97.0000
230,000	1,000.00	1,000.00	4.70	12/07/2029	7	---	2	---	1	LAMDA DEVELOPMENT S.A. (Non convertible)	21.6722	4.7400	98.5000	98.7900	98.7900	98.9000	22/06/2023	35,000	35,303.63	98.4100	B	23/06/2023	94.9889	101.0000
100,000	1,000.00	1,000.00	4.40	26/07/2029	7	---	2	---	1	CPLP SHIPPING HOLDINGS PLC (Non Convertible)	18.5778	4.3970	98.1300	99.2000	99.1499	99.4000	22/06/2023	22,000	22,064.81	98.4000	B	23/06/2023	97.2369	100.8000
200,000	1,000.00	1,000.00	3.60	12/03/2026	7	---	9	---	1	AEGEAN AIRLINES S.A. (Non Convertible)	10.6000	3.7430	98.1800	98.1800	98.1800	97.5000	22/06/2023	1,000	992.40	97.8500	B	23/06/2023	95.6301	98.9000
500,000	1,000.00	1,000.00	2.75	03/07/2027	7	---	6	---	1	GEK TERNA S.A. (Non Convertible)	13.3681	4.5470	92.0000	92.7000	92.5100	92.5000	22/06/2023	97,000	91,023.93	92.1500	B	23/06/2023	86.8000	93.8000
20,148	1,000.00	1,000.00	4.95	26/06/2023	5	---	10	---	1	B&F COMM. & GARM. INDUS. S.A. (Non Convertible)	---	96.1590	---	---	---	99.0470	19/06/2023	---	---	98.5701	S	23/06/2023	99.0467	100.6899
175,000	1,000.00	1,000.00	3.40	26/07/2024	5	---	8	---	1	ATTICA HOLDINGS S.A. (Non Convertible)	14.3556	4.1600	98.5000	98.6000	98.6000	98.6920	22/06/2023	15,000	14,998.83	98.5000	B	23/06/2023	96.6179	98.9000
300,000	1,000.00	1,000.00	2.30	20/07/2028	7	---	4	---	1	PRODEA REIC S.A.(Non Convertible)	10.0944	5.8320	84.8500	85.0000	84.9749	84.9000	22/06/2023	189,000	162,496.97	84.9000	B	23/06/2023	82.0100	85.8000
150,000	1,000.00	1,000.00	2.65	22/10/2026	5	---	4	---	1	CPLP SHIPPING HOLDINGS PLC (Non Convertible)	4.7111	4.6670	93.5000	93.5000	93.5000	94.1500	22/06/2023	1,000	939.71	93.5000	B	23/06/2023	92.5500	96.0000
250,000	1,000.00	1,000.00	2.45	16/11/2028	7	---	4	---	1	ELVALHALCOR S.A. (Non Convertible)	2.8583	4.8440	88.6500	88.9900	88.8000	88.6500	22/06/2023	31,000	27,623.01	88.7500	B	23/06/2023	85.6375	91.0000
120,000	1,000.00	1,000.00	2.65	06/12/2028	7	---	4	---	1	NOVAL PROPERTY REIC (Non Convertible)	1.5458	5.2310	87.9800	88.0000	87.9872	87.9500	22/06/2023	25,000	22,035.45	87.1210	B	23/06/2023	84.3700	90.8700
300,000	1,000.00	1,000.00	2.30	14/12/2028	7	---	4	---	1	GEK TERNA S.A. (Non Convertible)	0.8306	4.3460	90.1500	90.1500	90.1500	90.0000	22/06/2023	2,000	1,804.66	89.0000	B	23/06/2023	82.1339	90.1500
150,000	1,000.00	1,000.00	2.60	22/10/2026	7	---	8	---	1	TERNA ENERGY FINANCE S.A. (Non Convertible)	4.6222	4.3910	93.3710	93.9500	93.4783	93.6000	22/06/2023	21,000	19,806.70	93.3710	B	23/06/2023	92.5000	95.7400
100,000	1,000.00	1,000.00	2.80	25/01/2027	5	---	3	---	1	PREMIA S.A. (Non Convertible)	11.9000	5.6620	---	---	---	90.6710	20/06/2023	---	---	91.5000	B	23/06/2023	87.6862	95.9899

## Corporate Bonds Notes

Transactions Volume = (Pieces) \* (Nominal Price). Transactions Value = (Pieces) \* (Nominal Price) \* (price %) + (Accrued interest).

The price of a Bond is stated as a percentage (%) of Bond's Nominal Price.

Nominal Price in Euros (€), except if it is noted differently.

Non Convertible Corporate Bonds - Regulated Market

Num Listed Bonds	Nominal price	Issue price	Today's Rate	Exp. Date	Duration (years)	Note	Coupon		Trading Unit	Corporate Bonds	Accrued Int.	Yield.T.Mat	Price min	Price max	Closing price	Previous closing price/date	Volume	Transactions Value	Last order		ear min	Year max
							Common	Preffered											Price	Buy / Sell	Date	
120.000	1.000.00	1.000.00	3.95	04/04/2025	7	---	11	---	1	GEK TERNA S.A. (Non Convertible)	9.2167	3.3150	99.9000	99.9000	99.9000	99.3000 21/06/2023	1,000	1,008.22	99.9000	B	23/06/2023	97.5523 100.5000

Corporate Bonds Notes

Transactions Volume = (Pieces) \* (Nominal Price). Transactions Value = (Pieces) \* (Nominal Price) \* (price %) + (Accrued interest).  
The price of a Bond is stated as a percentage (%) of Bond's Nominal Price.  
Nominal Price in Euros (€), except if it is noted differently.

Government Bonds

Number Listed Bonds	Nominal price	Today's Rate	Accrued Interest Calc	Exp. Date [1]	Duration (years)	Note	Coupons Date	Curr. coupon value	Trading Unit	Government Bonds	Price min	Price max	Closing price	Previous closing price/date	Volume	Transactions Value	Price	Last order Buy / Sell	Date
4,500,000	1,000.00	1.88	Actual/Actual	04/02/2035	15	---	04/02	1.88	1	GGB-FXD-040235-15Y-1.875-1.000	---	---	---	---	---	---	---	---	---
2,500,000	1,000.00	3.45	Actual/Actual	02/04/2024	5	---	02/04	3.45	1	GGB-FXD-020424-05Y-3.450-1.000	---	---	---	---	---	---	---	---	---
6,000,000	1,000.00	0.75	Actual/Actual	18/06/2031	10	---	18/06	0.75	1	GGB-FXD-180631-10Y-0.750-1.000	---	---	---	---	---	---	---	---	---
2,500,000	1,000.00	3.88	Actual/Actual	15/06/2028	5	---	15/06	3.88	1	GGB-FXD-150628-05Y-3.875-1.000	---	---	---	---	---	---	---	---	---
5,962,747,327	1.00	3.75	Actual/Actual	30/01/2028	10	---	/02 - 01/02 - 31/	3.75	1	GGB-FXD-300128-10Y-3.750-1.00	---	---	---	85.4610 13/07/2018	---	---	1.0000	B	28/11/2018
7,067,309,386	1.00	3.90	Actual/Actual	30/01/2033	15	---	/02 - 01/02 - 31/	3.90	1	GGB-FXD-300133-15Y-3.900-1.00	---	---	---	78.6730 13/07/2018	---	---	1.0000	B	28/11/2018
5,622,848,349	1.00	4.00	Actual/Actual	30/01/2037	19	---	/02 - 01/02 - 31/	4.00	1	GGB-FXD-300137-19Y-4.000-1.00	---	---	---	77.0370 13/07/2018	---	---	1.0000	B	28/11/2018
5,276,770,669	1.00	4.20	Actual/Actual	30/01/2042	24	---	/02 - 01/02 - 31/	4.20	1	GGB-FXD-300142-24Y-4.200-1.00	---	---	---	77.7640 13/07/2018	---	---	1.0000	B	28/11/2018
48,794,718	1.00	4.30	Actual/Actual	24/02/2024	12	---	24/02	4.30	1	GGB-FXD-240224-12Y-2.000-1.00	---	---	---	10.0000 22/06/2015	---	---	---	---	---
40,248,141	1.00	4.30	Actual/Actual	24/02/2025	13	---	24/02	4.30	1	GGB-FXD-240225-13Y-2.000-1.00	---	---	---	10.0000 22/06/2015	---	---	---	---	---
59,586,043	1.00	4.30	Actual/Actual	24/02/2026	14	---	24/02	4.30	1	GGB-FXD-240226-14Y-2.000-1.00	---	---	---	10.0000 22/06/2015	---	---	---	---	---
41,118,344	1.00	4.30	Actual/Actual	24/02/2027	15	---	24/02	4.30	1	GGB-FXD-240227-15Y-2.000-1.00	---	---	---	10.0000 22/06/2015	---	---	---	---	---
45,137,734	1.00	4.30	Actual/Actual	24/02/2028	16	---	24/02	4.30	1	GGB-FXD-240228-16Y-2.000-1.00	---	---	---	10.0000 22/06/2015	---	---	---	---	---
61,768,888	1.00	4.30	Actual/Actual	24/02/2029	17	---	24/02	4.30	1	GGB-FXD-240229-17Y-2.000-1.00	---	---	---	10.0000 22/06/2015	---	---	---	---	---
54,567,744	1.00	4.30	Actual/Actual	24/02/2030	18	---	24/02	4.30	1	GGB-FXD-240230-18Y-2.000-1.00	---	---	---	10.0000 22/06/2015	---	---	---	---	---
37,541,515	1.00	4.30	Actual/Actual	24/02/2031	19	---	24/02	4.30	1	GGB-FXD-240231-19Y-2.000-1.00	---	---	---	10.0000 22/06/2015	---	---	---	---	---
37,558,317	1.00	4.30	Actual/Actual	24/02/2032	20	---	24/02	4.30	1	GGB-FXD-240232-20Y-2.000-1.00	---	---	---	10.0000 22/06/2015	---	---	---	---	---
37,473,732	1.00	4.30	Actual/Actual	24/02/2033	21	---	24/02	4.30	1	GGB-FXD-240233-21Y-2.000-1.00	---	---	---	10.0000 22/06/2015	---	---	---	---	---
33,888,293	1.00	4.30	Actual/Actual	24/02/2034	22	---	24/02	4.30	1	GGB-FXD-240234-22Y-2.000-1.00	---	---	---	10.0000 22/06/2015	---	---	---	---	---
35,177,800	1.00	4.30	Actual/Actual	24/02/2035	23	---	24/02	4.30	1	GGB-FXD-240235-23Y-2.000-1.00	---	---	---	10.0000 22/06/2015	---	---	---	---	---
35,547,268	1.00	4.30	Actual/Actual	24/02/2036	24	---	24/02	4.30	1	GGB-FXD-240236-24Y-2.000-1.00	---	---	---	10.0000 22/06/2015	---	---	---	---	---
40,246,306	1.00	4.30	Actual/Actual	24/02/2037	25	---	24/02	4.30	1	GGB-FXD-240237-25Y-2.000-1.00	---	---	---	10.0000 22/06/2015	---	---	---	---	---
37,643,952	1.00	4.30	Actual/Actual	24/02/2038	26	---	24/02	4.30	1	GGB-FXD-240238-26Y-2.000-1.00	---	---	---	10.0000 22/06/2015	---	---	---	---	---
36,977,100	1.00	4.30	Actual/Actual	24/02/2039	27	---	24/02	4.30	1	GGB-FXD-240239-27Y-2.000-1.00	---	---	---	10.0000 22/06/2015	---	---	---	---	---
41,615,000	1.00	4.30	Actual/Actual	24/02/2040	28	---	24/02	4.30	1	GGB-FXD-240240-28Y-2.000-1.00	---	---	---	10.0000 22/06/2015	---	---	---	---	---
42,227,208	1.00	4.30	Actual/Actual	24/02/2041	29	---	24/02	4.30	1	GGB-FXD-240241-29Y-2.000-1.00	---	---	---	10.0000 22/06/2015	---	---	---	---	---
68,288,487	1.00	4.30	Actual/Actual	24/02/2042	30	---	24/02	4.30	1	GGB-FXD-240242-30Y-2.000-1.00	---	---	---	10.0000 22/06/2015	---	---	---	---	---
4,000,000	1,000.00	3.88	Actual/Actual	12/03/2029	10	---	12/03	3.88	1	GGB-FXD-120329-10Y-3.875-1.000	---	---	---	---	---	---	100.0000	B	15/10/2019
4,500,000	1,000.00	0.00	Actual/Actual	12/02/2026	5	---	12/02	0.00	1	GGB-FXD-120226-05Y-0.000-1.000	---	---	---	---	---	---	---	---	---
3,000,000	1,000.00	3.38	Actual/Actual	15/02/2025	7	---	15/02	3.38	1	GGB-FXD-150225-07Y-3.375-1.000	---	---	---	---	---	---	---	---	---
964,000	1,000.00	3.25	Actual/Actual	20/03/2025	6	---	20/03	3.25	1	GGB-FXD-200325-06Y-3.250-1.000	---	---	---	---	---	---	---	---	---
2,100,000	1,000.00	3.55	Actual/Actual	20/03/2026	7	---	20/03	3.55	1	GGB-FXD-200326-07Y-3.550-1.000	---	---	---	---	---	---	---	---	---
40,000	1,000.00	2.18	FLR Actual/360	16/09/2023	1	---	16/03 - 16/09	---	1	GGB-FLT-160923-01Y-2.178-1.000	---	---	---	---	---	---	---	---	---
5,500,000	1,000.00	1.50	Actual/Actual	18/06/2030	10	---	18/06	1.50	1	GGB-FXD-180630-10Y-1.500-1.000	---	---	---	---	---	---	---	---	---

Government Bonds Notes

Transactions Volume = (Pieces) \* (Nominal Price). Transactions Value = (Pieces) \* (Nominal Price) \* (price %) + (Accrued interest).

The Value of current coupon for the issues with NV 0.01 euro refers to NV 100 euros

FLR: Floating Interest Rate.

[1] - The Expiration Date of the interest bearing period and the Date for coupon payment.

Government Bonds

Number Listed Bonds	Nominal price	Today's Rate	Accrued Interest Calc	Exp. Date [1]	Duration (years)	Note	Coupons Date	Curr. coupon value	Trading Unit	Government Bonds	Price min	Price max	Closing price	Previous closing price/date	Volume	Transactions Value	Price	Last order Buy / Sell	Date
5,364,250	1,000.00	3.25	Actual/Actual	20/03/2050	30	---	20/03	3.25	1	GGB-FXD-200350-30Y-3.250-1.000	---	---	---	---	---	---	---	---	---
3,924,361	1,000.00	2.00	Actual/Actual	22/04/2027	7	---	22/04	2.00	1	GGB-FXD-220427-07Y-2.000-1.000	---	---	---	---	---	---	99.9000	B	22/04/2020
2,500,000	1,000.00	1.88	Actual/Actual	23/07/2026	7	---	23/07	1.88	1	GGB-FXD-230726-07Y-1.875-1.000	---	---	---	---	---	---	---	---	---
4,050,000	1,000.00	4.25	Actual/Actual	15/06/2033	10	---	15/06	4.25	1	GGB-FXD-150633-10Y-4.250-1.000	---	---	---	---	---	---	---	---	---
3,500,000	1,000.00	1.88	Actual/Actual	24/01/2052	30	---	24/01	1.88	1	GGB-FXD-240152-30Y-1.875-1.000	---	---	---	---	---	---	---	---	---
3,700,000	1,000.00	1.75	Actual/Actual	18/06/2032	10	---	18/06	1.75	1	GGB-FXD-180632-10Y-1.750-1.000	---	---	---	---	---	---	---	---	---
2,200,000	1,000.00	1.13	FLR Actual/360	15/12/2027	5	---	- 15/12 - 15/03 -	---	1	GGB-FLT-151227-05Y-1.130-1.000	---	---	---	---	---	---	102.1600	B	30/12/2022

Government Bonds Notes

Transactions Volume = (Pieces) \* (Nominal Price). Transactions Value = (Pieces) \* (Nominal Price) \* (price %) + (Accrued interest).  
The Value of current coupon for the issues with NV 0.01 euro refers to NV 100 euros  
FLR: Floating Interest Rate.  
[1] - The Expiration Date of the interest bearing period and the Date for coupon payment.

Treasury Bills & Zero Coupon Government Bonds

	13-Week Maturity									26-Week Maturity								52-Week Maturity									
Issue Date	Exp. Date	Initial Rate	Num Listed Bonds	Nominal price	Issue price	Last Trade Price	Last Trade Date	Volume Traded	Note	Exp. Date	Initial Rate	Num Listed Bonds	Nominal price	Issue price	Last Trade Price	Last Trade Date	Volume Traded	Note	Exp. Date	Initial Rate	Num Listed Bonds	Nominal price	Issue price	Last Trade Price	Last Trade Date	Volume Traded	Note
09/09/2022	---	---	---	---	---	---	---	---	---	---	---	---	---	---	---	---	---	---	08/09/2023	1.97	1,000,000	1,000.00	980.47	---	---	---	---
09/12/2022	---	---	---	---	---	---	---	---	---	---	---	---	---	---	---	---	---	---	08/12/2023	2.73	600,000	1,000.00	973.10	---	---	---	---
10/03/2023	---	---	---	---	---	---	---	---	---	---	---	---	---	---	---	---	---	---	08/03/2024	3.75	1,000,000	1,000.00	963.46	---	---	---	---
09/06/2023	---	---	---	---	---	---	---	---	---	---	---	---	---	---	---	---	---	---	07/06/2024	3.84	1,600,000	1,000.00	962.60	---	---	---	---

Bonds in Circulation	Currency / Min nominal traded Value	Coupons Payment Date	Current Coupon Value	Note	Coupon	Trading Unit	Issue Date	Duration (years)	Today's Interest	A.I.C in days	Bonds	Last price of previous days		Last Outcry in Cash (euro)			Trades in Pieces	Life min	Life Max
														Price	Buy / Sell	Date			
Corporate Bonds in Foreign Currency and Euro																			
103,746	GBP / 10	01/12	0.25	---	64	1	01/12/1930	98	2.5	360	National Mortgage Bank	2.27	05/02/1996	2.27	S	05/02/1996	---	2.27	2.27
0	GBP / 10	01/12	0.25	---	66	1	01/12/1928	100	2.5	360	National Mortgage Bank	---	---	---	---	---	---	---	---

Government Bonds Notes

A.I.C: Accrued Interest Calculation base.  
FLR: Floating Interest Rate.  
The minimum tradeable Nominal Value for all Demeterialised Government Titles is 100 Euros.  
(μτφρ-0)



Athex & ATHEXClear Members List

Member Name			Stock Market			Derivatives Market		ATHEXClear Member	
Address	Phone	Fax	Market Member	Remote Member	Market Maker	Proprietary	Market Maker	General Clearing	Direct Clearing
A. SARRIS SECURITIES S.A.			a						
6, ΔΡΑΓΑΤΣΑΝΙΟΥ 6 ATHINA	2103367700								
AEONIC SECURITIES C.I.F. P.L.C.			a						
, ΛΑΪΟΥ 6, ΓΡ. 301B, ANNA COURT	35725337600								
ALPHA BANK S.A.								a	
, ΣΤΑΔΙΟΥ 40 ATHINA	2103260000								
ALPHA FINANCE INVESTMENT SERVICES SINGLE MEMBER SA			a		a	a	a		a
5, ΠΑΝΕΠΙΣΤΗΜΙΟΥ 45 ATHINA	2103677400								
ARGUS STOCKBROKERS LTD			a	a		a			
25 , 25 ΛΕΩΦΟΡΟΣ ΔΗΜΟΣΘΕΝΗ ΣΕΒΕΡΗ	0035722717000								
ATLANTIC SECURITIES LTD			a	a					
37, ΠΡΟΔΡΟΜΟΥ 37	0035722445400								
AXON SECURITIES S.A.			a			a			
48, ΣΤΑΔΙΟΥ 48 ATHINA	2103363800								
BETA SECURITIES S.A.			a		a	a			a
29 , Λ.ΑΛΕΞΑΝΔΡΑΣ 29 ATHINA	2106478930								
BNP PARIBAS S.A.								a	
, ΛΑΜΨΑΚΟΥ 2 ATHINA	2107468525								
BOFA SECURITIES EUROPE SA			a	a					
, 112 AVENUE KL?BER 75116	+33 153655555								
CAPITAL SECURITIES S.A.			a			a			
58, ΜΗΤΡΟΠΟΛΕΩΣ 58 ATHINA	2103369700								
CITIGROUP GLOBAL MARKETS EUROPE AG			a	a					
16, REUTERWEG 16	+49 691366-0								
CITIGROUP GLOBAL MARKETS LIMITED			a						
1, 33 CANADA SQUARE -CANARY WHARF	+44 02079864000								
CREDIT SUISSE BANK (EUROPE), S.A.			a	a					
, CALLE AYALA 42, 3A PLANTA-B MADRID	+34917916000								
CREDIT SUISSE SECURITIES (EUROPE) LIMITED			a						
1 , ONE CABOT SQUARE LONDON	+44 2078888888								
CYCLOS SECURITIES S.A.			a			a			
39, ΧΑΡΙΛΑΟΥ ΤΡΙΚΟΥΠΗ 6-8-10 ATHINA	2103364300								
DEUTSCHE BANK S.A.				a					
1 , GREAT WINCHESTER STREET LONDON	+44 20 754 54209	00441133361437							
EUROBANK EQUITIES INVESTMENT FIRM SINGLE MEMBER SA			a		a	a	a		a
, ΦΙΛΕΛΛΗΝΩΝ 10 & ΞΕΝΟΦΩΝΤΟΣ 13 ATHINA	2103720425								
EUROBANK S.A.								a	
, ΟΘΩΝΟΣ 8 ATHINA	2103337000								
EUROCORP INVESTMENT SERVICES S.A.			a			a			a
14, ΠΛ.ΦΙΛΙΚΗΣ ΕΤΑΙΡΕΙΑΣ 14 ATHINA	2107263600								
EUOTRUST INVESTMENT FIRM SA			a						
113, ΣΕΒΑΣΤΟΥΠΟΛΕΩΣ 113 ATHINA	2103363100								
EUROXX SECURITIES S.A.			a		a	a	a		a
7, ΠΑΛΑΙΟΛΟΓΟΥ ΧΑΛΑΝΔΡΙ	(210)-6879400	(210)-6879401							
7, PALEOLOGOU CHALANDRI	+30 2106879400	210-6879401							
FREEDOM FINANCE EUROPE LTD				a					
, ΧΡΙΣΤΑΚΗ ΚΡΑΝΟΥ 20	035725257786								
G. A. PERVANAS SECURITIES- INVESTMENT SERVICES S.A.			a						
7-9, ΣΟΦΟΚΛΕΟΥΣ 7-9 ATHINA	2103727200								
GLOBAL CAPITAL SECURITIES & FINANCIAL SERVICES LTD			a	a					
50, Λ.ΑΡΧΙΕΠΙΣΚΟΠΟΥ ΜΑΚΑΡΙΟΥ Γ'50	0035722710710								
GREENPOST TRADING EUROPE LTD			a	a	a				
, ΚΙΜΟΝΟΣ 3, ACROPOLIS MANSIONS, 2ND FLOOR, FLAT/OFFICE 202	035722521389								
HELLENIC AMERICAN SECURITIES S.A.			a		a	a			a
27, ΑΝΔΡΕΑ ΠΑΠΑΝΔΡΕΟΥ 27 MAROUSI	2103311100								
HELLENIC BANK (INVESTMENTS) LTD				a					
, AVE.KYRIAKOU MATSI 31 - PO BOX 24747 NICOSIA	+357 22500100	357 22500110							
HSBC CONTINENTAL EUROPE								a	
109-111, Λ.ΜΕΣΟΓΕΙΩΝ 109-111	2106960000								
INDEX SECURITIES S.A.			a						
6, ΔΡΑΓΑΤΣΑΝΙΟΥ 6 ATHINA	2103213920								
J. CHR. MAVRIKIS SECURITIES S.A.			a						
5, ΣΟΦΟΚΛΕΟΥΣ 5 ATHINA	2103216730								

Athex & ATHEXClear Members List

Member Name			Stock Market			Derivatives Market		ATHEXClear Member	
Address	Phone	Fax	Market Member	Remote Member	Market Maker	Proprietary	Market Maker	General Clearing	Direct Clearing
KAPPA SECURITIES S.A.			a			a			
15, ΒΑΛΛΑΡΙΤΟΥ 15 ATHINA	2103678600								
KARAMANOF SECURITIES & INVESTMENT SERVICES S.A.			a						
2, ΠΛ.ΑΓ.ΘΕΟΔΩΡΩΝ 2 ATHINA	2103212947								
LAIKI FINANCIAL SERVICES LTD				a					
26, AVE. VYRONOS NICOSIA	357 22367367	357 22718567							
LEON DEPOLAS SECURITIES S.A.			a		a	a			
1, ΧΡΗΣΤΟΥ ΛΑΔΑ 1 ATHINA	2103213276 -28								
MEGA EQUITY SECURITIES & FINANCIAL SERVICES PUBLIC LTD			a	a		a			
42-44, ΛΕΩΦ.ΓΡΙΒΑΔΙΓΕΝΗ 42-44	0035722711711								
MERIT SECURITIES S.A			a		a	a			a
5, ΣΟΦΟΚΛΕΟΥΣ 5 ATHINA	2103671880								
MERRILL LYNCH INTERNATIONAL			a						
2 , 2 KING EDWARD STREET LONDON	+44 20276281000								
N. CHRYSOCHOIDIS SECURITIES S.A.			a			a			a
7-9, ΣΟΦΟΚΛΕΟΥΣ 7-9 ATHINA	2103213913								
NATIONAL BANK OF GREECE S.A.			a			a		a	
86, ΑΙΟΛΟΥ STR. ATHINA	(210)-3341000	(210)-3228187							
68, ΑΚΑΔΙΜΙΑΣ STR. ATHINA	(210)-3328817	(210)-3328678							
NATIONAL SECURITIES SINGLE MEMBER SA			a		a	a	a		
66, ΛΕΩΦΟΡΟΣ ΑΘΗΝΩΝ 128-132 & ΙΦΙΓΕΝΙΑΣ ATHINA	2103328784								
NUNTIIUS BROKERAGE AND INVESTMENT SERVICES S.A			a						
6, ΔΡΑΓΑΤΣΑΝΙΟΥ 6 ATHINA	2103350599								
ONE PLUS CAPITAL LIMITED			a	a					
, 75 PRODROMOU AVENUE NICOSIA 1307	35722873760								
OPTIMA BANK S.A.			a		a	a	a	a	
32 , ΑΙΓΙΑΛΕΙΑΣ 32 & ΠΑΡΑΔΕΙΣΟΥ MAROUSI	2108173663								
PANCRETA BANK S.A								a	
, ΙΚΑΡΟΥΣ 5	2810 338800								
PANTELAKIS SECURITIES S.A.			a		a	a	a		
57, ΕΘΝΙΚΗΣ ΑΝΤΙΣΤΑΣΕΩΣ 57, ΚΤΙΡΙΟ Β CHALANDRI	2106965000								
PEGASUS SECURITIES S.A			a			a			
17 , ΒΑΛΛΑΡΙΤΟΥ 17 & ΑΜΕΡΙΚΗΣ ATHINA	2103670700								
PIRAEUS BANK S.A.			a			a		a	
, ΑΜΕΡΙΚΗΣ 4 ATHINA	2103335000								
PIRAEUS SECURITIES S. A.			a		a	a	a		a
10, ΣΤΑΔΙΟΥ 10 ATHINA	2103354100								
PROCHOICE SECURITIES LTD			a	a					
57, ΛΕΩΦ.ΣΠΥΡΟΥ ΚΥΠΡΙΑΝΟΥ 57, ΑΚΙΝΗΤΑ Φ	035724661192								
SHARELINK SECURITIES & FINANCIAL SERVICES LTD			a			a			
6 , HOUSE-ΘΕΟΤΟΚΗ 6 ΜΕΓΑΡΟ ΕΛΛΗΝΑ	+357 22554200								
SOCIETE GENERALE S.A.			a	a		a			
, 17 COURS VALMY, CEDEX	+157290504								
SOLIDUS SECURITIES S.A			a			a			a
64, ΛΟΥΙΖΗΣ ΡΙΑΝΚΟΥΡ 64 ATHINA	2106900600								
ST. EM. LAVRENTAKIS SECURITIES S.A.			a			a			
7-9, ΣΟΦΟΚΛΕΟΥΣ 7-9 ATHINA	2103213336								
THE CYPRUS INVESTMENT & & SECURITIES CORPORATION LTD			a	a					
154, ΑΓΙΟΥ ΠΡΟΚΟΠΙΟΥ & ΠΟΣΕΙΔΩΝΟΣ 1	00357222121700								
UBS EUROPE SE			a	a					
, OPERNTURM, BOCKENHEIMER LANDSTRASSE 2-4	496921790								
UBS LIMITED				a					
1 , FINSBURY AVENUE LONDON	+44 2075687135								

## List of Stocks under Market Making operations

Securities	Stock Category
Market Maker	Start Market Making
<b>MLS MULTIMEDIA SA (CR)</b>	<b>Suspension Status</b>
PIRAEUS SECURITIES S. A.	01/08/2019
<b>ALPHA ETF FTSE Athex Large Cap</b>	<b>Exchange Traded Funds (ETFs)</b>
ALPHA FINANCE INVESTMENT SERVICES SINGLE MEMBER SA	02/01/1900
NATIONAL SECURITIES SINGLE MEMBER SA	02/01/1900
<b>ADMIE (IPTO) HOLDING S.A. (CR)</b>	<b>Main Market</b>
EUROBANK EQUITIES INVESTMENT FIRM SINGLE MEMBER SA	24/05/2021
HELLENIC AMERICAN SECURITIES S.A.	09/03/2020
PIRAEUS SECURITIES S. A.	29/06/2017
<b>AEGEAN AIRLINES (CR)</b>	<b>Main Market</b>
EUROBANK EQUITIES INVESTMENT FIRM SINGLE MEMBER SA	22/09/2020
<b>ALPHA SERVICES HOLD (CR)</b>	<b>Main Market</b>
ALPHA FINANCE INVESTMENT SERVICES SINGLE MEMBER SA	29/02/2016
EUROBANK EQUITIES INVESTMENT FIRM SINGLE MEMBER SA	22/10/2006
GREENPOST TRADING EUROPE LTD	12/06/2023
HELLENIC AMERICAN SECURITIES S.A.	25/07/2014
LEON DEPOLAS SECURITIES S.A.	04/01/2016
MERIT SECURITIES S.A	03/09/2012
NATIONAL SECURITIES SINGLE MEMBER SA	02/01/1900
PIRAEUS SECURITIES S. A.	28/05/2009
<b>ALPHA TRUST (CR)</b>	<b>Main Market</b>
EUROBANK EQUITIES INVESTMENT FIRM SINGLE MEMBER SA	06/02/2023
LEON DEPOLAS SECURITIES S.A.	04/01/2021
<b>ANDROMEDA SA (CR)</b>	<b>Main Market</b>
BETA SECURITIES S.A.	15/02/2021
OPTIMA BANK S.A.	03/04/2023
<b>ATTICA BANK S.A. (CR)</b>	<b>Main Market</b>
EUROXX SECURITIES S.A.	22/01/2016
PIRAEUS SECURITIES S. A.	20/09/2017
<b>AUSTRIACARD (CB)</b>	<b>Main Market</b>
BETA SECURITIES S.A.	23/03/2023
EUROBANK EQUITIES INVESTMENT FIRM SINGLE MEMBER SA	15/05/2023
<b>AUTOHELLAS SA (CR)</b>	<b>Main Market</b>
ALPHA FINANCE INVESTMENT SERVICES SINGLE MEMBER SA	01/07/2019
EUROXX SECURITIES S.A.	02/07/2018
<b>AVAX S.A. (CR)</b>	<b>Main Market</b>
EUROBANK EQUITIES INVESTMENT FIRM SINGLE MEMBER SA	14/12/2015
PIRAEUS SECURITIES S. A.	01/02/2021
<b>AVE (CR)</b>	<b>Main Market</b>
EUROXX SECURITIES S.A.	05/06/2020
<b>BRIQ PROPERTIES (CR)</b>	<b>Main Market</b>
EUROBANK EQUITIES INVESTMENT FIRM SINGLE MEMBER SA	09/09/2019
LEON DEPOLAS SECURITIES S.A.	22/02/2021
<b>CC HBC AG (CR)</b>	<b>Main Market</b>
BETA SECURITIES S.A.	08/03/2021
NATIONAL SECURITIES SINGLE MEMBER SA	02/01/1900
PIRAEUS SECURITIES S. A.	04/05/2015
<b>CENERGY HOLDINGS (CB)</b>	<b>Main Market</b>
ALPHA FINANCE INVESTMENT SERVICES SINGLE MEMBER SA	02/01/2016
EUROBANK EQUITIES INVESTMENT FIRM SINGLE MEMBER SA	02/01/2016
OPTIMA BANK S.A.	14/03/2022
PANTELAKIS SECURITIES S.A.	27/12/2022
<b>CNL CAPITAL (CR)</b>	<b>Main Market</b>
MERIT SECURITIES S.A	01/10/2018
<b>DIMAND (CR)</b>	<b>Main Market</b>
ALPHA FINANCE INVESTMENT SERVICES SINGLE MEMBER SA	08/08/2022
EUROBANK EQUITIES INVESTMENT FIRM SINGLE MEMBER SA	08/08/2022
PANTELAKIS SECURITIES S.A.	15/05/2023
<b>EKTER SA (CR)</b>	<b>Main Market</b>
BETA SECURITIES S.A.	26/09/2022
EUROBANK EQUITIES INVESTMENT FIRM SINGLE MEMBER SA	16/10/2017
LEON DEPOLAS SECURITIES S.A.	21/05/2018
<b>ELASTRON (CR)</b>	<b>Main Market</b>
LEON DEPOLAS SECURITIES S.A.	20/02/2017

## List of Stocks under Market Making operations

Securities	Stock Category
Market Maker	Start Market Making
<b>ELLAKTOR (CR)</b>	<b>Main Market</b>
ALPHA FINANCE INVESTMENT SERVICES SINGLE MEMBER SA	18/03/2019
EUROBANK EQUITIES INVESTMENT FIRM SINGLE MEMBER SA	01/06/2012
EUROXX SECURITIES S.A.	24/09/2018
NATIONAL SECURITIES SINGLE MEMBER SA	02/01/1900
PIRAEUS SECURITIES S. A.	22/10/2018
<b>ELTON SA (CR)</b>	<b>Main Market</b>
BETA SECURITIES S.A.	03/09/2012
EUROBANK EQUITIES INVESTMENT FIRM SINGLE MEMBER SA	28/11/2022
OPTIMA BANK S.A.	30/01/2023
<b>ELVALHALCOR (CR)</b>	<b>Main Market</b>
ALPHA FINANCE INVESTMENT SERVICES SINGLE MEMBER SA	07/05/2018
BETA SECURITIES S.A.	09/01/2023
EUROBANK EQUITIES INVESTMENT FIRM SINGLE MEMBER SA	07/05/2018
<b>ENTERSOFT (CR)</b>	<b>Main Market</b>
ALPHA FINANCE INVESTMENT SERVICES SINGLE MEMBER SA	23/03/2023
EUROBANK EQUITIES INVESTMENT FIRM SINGLE MEMBER SA	22/06/2020
<b>EUROBANK HOLDINGS (CR)</b>	<b>Main Market</b>
ALPHA FINANCE INVESTMENT SERVICES SINGLE MEMBER SA	09/01/2006
EUROBANK EQUITIES INVESTMENT FIRM SINGLE MEMBER SA	01/06/2012
GREENPOST TRADING EUROPE LTD	12/06/2023
HELLENIC AMERICAN SECURITIES S.A.	25/07/2014
LEON DEPOLAS SECURITIES S.A.	30/11/2018
MERIT SECURITIES S.A	06/11/2017
NATIONAL SECURITIES SINGLE MEMBER SA	02/01/1900
PIRAEUS SECURITIES S. A.	28/09/2009
<b>EUROCONSULTANTS S.A. (CR)</b>	<b>Main Market</b>
OPTIMA BANK S.A.	01/02/2023
<b>EYDAP S.A. (CR)</b>	<b>Main Market</b>
ALPHA FINANCE INVESTMENT SERVICES SINGLE MEMBER SA	27/01/2020
EUROBANK EQUITIES INVESTMENT FIRM SINGLE MEMBER SA	10/06/2019
<b>FOURLIS (CR)</b>	<b>Main Market</b>
EUROBANK EQUITIES INVESTMENT FIRM SINGLE MEMBER SA	01/12/2016
PIRAEUS SECURITIES S. A.	06/03/2017
<b>GEK TERNA (CR)</b>	<b>Main Market</b>
BETA SECURITIES S.A.	08/03/2021
EUROBANK EQUITIES INVESTMENT FIRM SINGLE MEMBER SA	24/05/2021
PIRAEUS SECURITIES S. A.	29/08/2019
<b>GR. SARANTIS S.A. (CR)</b>	<b>Main Market</b>
BETA SECURITIES S.A.	14/05/2012
EUROBANK EQUITIES INVESTMENT FIRM SINGLE MEMBER SA	24/10/2016
<b>HELLENIC EXCHANGES-A.S.E. (CR)</b>	<b>Main Market</b>
HELLENIC AMERICAN SECURITIES S.A.	01/09/2014
NATIONAL SECURITIES SINGLE MEMBER SA	02/01/1900
PIRAEUS SECURITIES S. A.	04/05/2015
<b>HELLENIQ ENERGY (CR)</b>	<b>Main Market</b>
HELLENIC AMERICAN SECURITIES S.A.	14/09/2015
PIRAEUS SECURITIES S. A.	20/03/2017
<b>IDEAL HOLDINGS (CR)</b>	<b>Main Market</b>
EUROBANK EQUITIES INVESTMENT FIRM SINGLE MEMBER SA	07/06/2021
PIRAEUS SECURITIES S. A.	07/06/2021
<b>INTERCONTINENTAL (CR)</b>	<b>Main Market</b>
LEON DEPOLAS SECURITIES S.A.	03/06/2019
<b>INTERLIFE G.C.I.(CR)</b>	<b>Main Market</b>
BETA SECURITIES S.A.	24/10/2022
<b>INTERWOOD-XYLEMPORIA (CR)</b>	<b>Main Market</b>
EUROBANK EQUITIES INVESTMENT FIRM SINGLE MEMBER SA	05/07/2021
PANTELAKIS SECURITIES S.A.	01/07/2021
<b>INTRAKAT (CR)</b>	<b>Main Market</b>
BETA SECURITIES S.A.	04/10/2021
PANTELAKIS SECURITIES S.A.	10/10/2022
<b>JUMBO SA (CR)</b>	<b>Main Market</b>
BETA SECURITIES S.A.	01/02/2021
EUROBANK EQUITIES INVESTMENT FIRM SINGLE MEMBER SA	25/05/2020
GREENPOST TRADING EUROPE LTD	12/06/2023
MERIT SECURITIES S.A	06/11/2017
PIRAEUS SECURITIES S. A.	06/03/2017
<b>KLOUKINAS - LAPPAS SA (CR)</b>	<b>Main Market</b>
OPTIMA BANK S.A.	02/01/2023

## List of Stocks under Market Making operations

Securities	Stock Category
Market Maker	Start Market Making
<b>KRI-KRI S.A. (CR)</b>	<b>Main Market</b>
EUROBANK EQUITIES INVESTMENT FIRM SINGLE MEMBER SA	07/05/2018
LEON DEPOLAS SECURITIES S.A.	16/01/2017
<b>LAMDA DEVELOPMENT SA (CR)</b>	<b>Main Market</b>
EUROBANK EQUITIES INVESTMENT FIRM SINGLE MEMBER SA	08/12/2014
PANTELAKIS SECURITIES S.A.	06/11/2017
PIRAEUS SECURITIES S. A.	29/06/2017
<b>LAMPSA HOTEL SA (CR)</b>	<b>Main Market</b>
LEON DEPOLAS SECURITIES S.A.	16/01/2017
<b>MIG (CR)</b>	<b>Main Market</b>
PIRAEUS SECURITIES S. A.	02/02/2009
<b>MOTOR OIL (CR)</b>	<b>Main Market</b>
BETA SECURITIES S.A.	08/03/2021
EUROBANK EQUITIES INVESTMENT FIRM SINGLE MEMBER SA	22/10/2006
GREENPOST TRADING EUROPE LTD	12/06/2023
LEON DEPOLAS SECURITIES S.A.	01/04/2019
MERIT SECURITIES S.A	25/02/2019
NATIONAL SECURITIES SINGLE MEMBER SA	02/01/1900
PIRAEUS SECURITIES S. A.	04/05/2015
<b>MPLE KEDROS (CR)</b>	<b>Main Market</b>
MERIT SECURITIES S.A	30/09/2022
<b>MYTILINEOS (CR)</b>	<b>Main Market</b>
ALPHA FINANCE INVESTMENT SERVICES SINGLE MEMBER SA	15/04/2019
BETA SECURITIES S.A.	11/04/2022
EUROBANK EQUITIES INVESTMENT FIRM SINGLE MEMBER SA	20/09/2017
GREENPOST TRADING EUROPE LTD	12/06/2023
MERIT SECURITIES S.A	25/02/2019
NATIONAL SECURITIES SINGLE MEMBER SA	02/01/1900
PIRAEUS SECURITIES S. A.	04/05/2015
<b>NATIONAL BANK (CR)</b>	<b>Main Market</b>
ALPHA FINANCE INVESTMENT SERVICES SINGLE MEMBER SA	09/01/2006
EUROBANK EQUITIES INVESTMENT FIRM SINGLE MEMBER SA	22/10/2006
GREENPOST TRADING EUROPE LTD	12/06/2023
HELLENIC AMERICAN SECURITIES S.A.	25/07/2014
LEON DEPOLAS SECURITIES S.A.	20/05/2015
MERIT SECURITIES S.A	03/09/2012
NATIONAL SECURITIES SINGLE MEMBER SA	02/01/1900
PIRAEUS SECURITIES S. A.	08/09/2008
<b>OPAP (CR)</b>	<b>Main Market</b>
ALPHA FINANCE INVESTMENT SERVICES SINGLE MEMBER SA	09/01/2006
BETA SECURITIES S.A.	11/04/2022
EUROBANK EQUITIES INVESTMENT FIRM SINGLE MEMBER SA	22/10/2006
GREENPOST TRADING EUROPE LTD	12/06/2023
HELLENIC AMERICAN SECURITIES S.A.	25/07/2014
MERIT SECURITIES S.A	20/03/2017
NATIONAL SECURITIES SINGLE MEMBER SA	02/01/1900
PIRAEUS SECURITIES S. A.	04/05/2015
<b>OTE (CR)</b>	<b>Main Market</b>
ALPHA FINANCE INVESTMENT SERVICES SINGLE MEMBER SA	09/01/2006
BETA SECURITIES S.A.	11/04/2022
EUROBANK EQUITIES INVESTMENT FIRM SINGLE MEMBER SA	22/10/2006
GREENPOST TRADING EUROPE LTD	12/06/2023
HELLENIC AMERICAN SECURITIES S.A.	25/07/2014
LEON DEPOLAS SECURITIES S.A.	20/04/2015
MERIT SECURITIES S.A	20/03/2017
NATIONAL SECURITIES SINGLE MEMBER SA	02/01/1900
PIRAEUS SECURITIES S. A.	08/09/2008
<b>P.P.A. S.A. (CR)</b>	<b>Main Market</b>
EUROBANK EQUITIES INVESTMENT FIRM SINGLE MEMBER SA	06/02/2019
<b>PAPOUTSANIS (CR)</b>	<b>Main Market</b>
BETA SECURITIES S.A.	25/11/2013
<b>PETROPOULOS PETROS (CR)</b>	<b>Main Market</b>
EUROBANK EQUITIES INVESTMENT FIRM SINGLE MEMBER SA	01/04/2019
PANTELAKIS SECURITIES S.A.	16/03/2020

## List of Stocks under Market Making operations

Securities	Stock Category
Market Maker	Start Market Making
<b>PIRAEUS FINANCIAL HOLD (CR)</b>	<b>Main Market</b>
ALPHA FINANCE INVESTMENT SERVICES SINGLE MEMBER SA	15/04/2019
EUROBANK EQUITIES INVESTMENT FIRM SINGLE MEMBER SA	22/10/2006
EUROXX SECURITIES S.A.	15/02/2016
GREENPOST TRADING EUROPE LTD	12/06/2023
HELLENIC AMERICAN SECURITIES S.A.	25/07/2014
LEON DEPOLAS SECURITIES S.A.	30/11/2018
MERIT SECURITIES S.A	16/09/2013
NATIONAL SECURITIES SINGLE MEMBER SA	02/01/1900
PIRAEUS SECURITIES S. A.	16/02/2009
<b>PPC (CR)</b>	<b>Main Market</b>
ALPHA FINANCE INVESTMENT SERVICES SINGLE MEMBER SA	09/01/2006
BETA SECURITIES S.A.	01/02/2021
EUROBANK EQUITIES INVESTMENT FIRM SINGLE MEMBER SA	22/10/2006
GREENPOST TRADING EUROPE LTD	12/06/2023
HELLENIC AMERICAN SECURITIES S.A.	01/09/2014
MERIT SECURITIES S.A	06/11/2017
NATIONAL SECURITIES SINGLE MEMBER SA	02/01/1900
PIRAEUS SECURITIES S. A.	28/09/2009
<b>PREMA (CR)</b>	<b>Main Market</b>
BETA SECURITIES S.A.	01/06/2021
LEON DEPOLAS SECURITIES S.A.	05/12/2022
PANTELAKIS SECURITIES S.A.	23/12/2021
<b>PROFILE SA (CR)</b>	<b>Main Market</b>
OPTIMA BANK S.A.	03/04/2023
PANTELAKIS SECURITIES S.A.	01/07/2019
<b>QUALITY &amp; RELIABILITY SA (CR)</b>	<b>Main Market</b>
OPTIMA BANK S.A.	03/01/2023
<b>QUEST HOLDINGS (CR)</b>	<b>Main Market</b>
BETA SECURITIES S.A.	26/03/2018
EUROBANK EQUITIES INVESTMENT FIRM SINGLE MEMBER SA	28/01/2019
<b>SIDMA STEEL (CR)</b>	<b>Main Market</b>
LEON DEPOLAS SECURITIES S.A.	06/06/2022
OPTIMA BANK S.A.	25/05/2023
<b>SPACE HELLAS SA (CR)</b>	<b>Main Market</b>
MERIT SECURITIES S.A	09/12/2022
<b>TECHNICAL OLYMPIC SA (CR)</b>	<b>Main Market</b>
BETA SECURITIES S.A.	04/04/2022
<b>TERNA ENERGY (CR)</b>	<b>Main Market</b>
EUROBANK EQUITIES INVESTMENT FIRM SINGLE MEMBER SA	24/05/2021
PIRAEUS SECURITIES S. A.	09/12/2019
<b>THRACE PLASTICS SA (CR)</b>	<b>Main Market</b>
ALPHA FINANCE INVESTMENT SERVICES SINGLE MEMBER SA	26/03/2018
EUROBANK EQUITIES INVESTMENT FIRM SINGLE MEMBER SA	26/03/2018
<b>TITAN CEMENT (CB)</b>	<b>Main Market</b>
BETA SECURITIES S.A.	01/02/2021
EUROBANK EQUITIES INVESTMENT FIRM SINGLE MEMBER SA	06/11/2019
PIRAEUS SECURITIES S. A.	18/01/2021
<b>TZIRAKIAN PROFIL (CR)</b>	<b>Main Market</b>
LEON DEPOLAS SECURITIES S.A.	19/07/2021
<b>VIOHALCO SA/NV (CB)</b>	<b>Main Market</b>
ALPHA FINANCE INVESTMENT SERVICES SINGLE MEMBER SA	11/03/2008
EUROBANK EQUITIES INVESTMENT FIRM SINGLE MEMBER SA	04/03/2014
MERIT SECURITIES S.A	17/03/2014

Underlying Asset				Derivatives Market													
Price max	Price min	Closing price	change	Delivery Month	Open price	Price max	Price min	Last price	Closing price	Last Bid	Last Ask	Fixing price*	Life high	Life low	Trades	Volume	Open Interest
(Trade Unit: 1 Index Point x 2€, Cash Settlement)																	
FTSE/Athex Large Cap				July 2023	3,010.50	3,055.00	3,010.50	3,041.00	3,041.00	---	---		3,097.00	---	150	707	4,362
3,079.99	3,051.43	3,062.60	0.37%	August 2023	3,042.00	3,047.25	3,030.25	3,030.25	3,030.25	---	---		3,097.00	---	8	68	115
				September 2023	---	---	---	---	3,065.75	---	---		---	---	---	---	---
				December 2023	---	---	---	---	3,081.25	---	---		---	---	---	---	---
				March 2024	---	---	---	---	3,096.75	---	---		---	---	---	---	---
				June 2024	---	---	---	---	3,113.25	---	---		---	---	---	---	---
(Trade Unit: 1 Index Point x 15€, Cash Settlement)																	
FTSE/Athex Banks				September 2023	1,002.00	1,002.00	989.75	993.00	993.00	---	---		1,052.25	---	5	14	1,184
995.77	977.48	982.57	0.49%	December 2023	---	---	---	---	987.25	---	---		---	---	---	---	---
				March 2024	---	---	---	---	992.25	---	---		---	---	---	---	---
				June 2024	---	---	---	---	997.50	---	---		---	---	---	---	---
(Trade Unit: 1 Index Point x 2€, Cash Settlement)																	
MSCI GREECE REBASED				July 2023	---	---	---	---	4,766.25	---	---		4,855.00	---	---	---	88
4,903.50	4,854.35	4,868.54	0.29%	August 2023	---	---	---	---	4,761.25	---	---		4,856.00	---	---	---	22
				September 2023	---	---	---	---	4,756.00	---	---		4,843.50	---	---	---	100
				December 2023	---	---	---	---	4,901.00	---	---		---	---	---	---	---
				March 2024	---	---	---	---	4,925.75	---	---		---	---	---	---	---
				June 2024	---	---	---	---	4,952.00	---	---		---	---	---	---	---

Underlying Asset				Derivatives Market													
Price max	Price min	Closing price	change	Delivery Month	Open price	Price max	Price min	Last price	Closing price	Last Bid	Last Ask	Fixing price*	Life high	Life low	Trades	Volume	Open Interest
ADMIE (IPTO) HOLDING S.A. (CR)				(Contract Size: 100 Securities, Physical Delivery)													
2.285	2.2	2.26	1.35%	September 2023	2.24	2.29	2.21	2.27	2.27	---	---		2.29	---	89	466	14,739
				December 2023	---	---	---	---	2.25	---	---		---	---	---	---	---
				March 2024	---	---	---	---	2.26	---	---		---	---	---	---	---
				June 2024	---	---	---	---	2.28	---	---		---	---	---	---	---
AEGEAN AIRLINES (CR)				(Contract Size: 100 Securities, Physical Delivery)													
10.88	10.68	10.84	1.12%	September 2023	10.92	10.94	10.85	10.90	10.90	---	---		10.99	---	25	76	5,733
				December 2023	---	---	---	---	10.82	---	---		---	---	---	---	---
				March 2024	---	---	---	---	10.88	---	---		---	---	---	---	---
				June 2024	---	---	---	---	10.94	---	---		---	---	---	---	---
ALPHA SERVICES HOLD (CR)				(Contract Size: 100 Securities, Physical Delivery)													
1.544	1.487	1.525	1.90%	September 2023	1.53	1.57	1.52	1.55	1.55	---	---		1.63	---	270	9,595	187,995
				December 2023	1.55	1.55	1.55	1.55	1.55	---	---		1.65	---	1	50	410
				March 2024	---	---	---	---	1.52	---	---		---	---	---	---	---
				June 2024	---	---	---	---	1.53	---	---		---	---	---	---	---
AUTOHELLAS SA (CR)				(Contract Size: 100 Securities, Physical Delivery)													
13.66	13.4	13.54	1.20%	September 2023	13.61	13.61	13.61	13.61	13.61	---	---		14.56	---	1	2	96
				December 2023	---	---	---	---	13.51	---	---		---	---	---	---	---
				March 2024	---	---	---	---	13.58	---	---		---	---	---	---	---
				June 2024	---	---	---	---	13.65	---	---		---	---	---	---	---
AVAX S.A. (CR)				(Contract Size: 100 Securities, Physical Delivery)													
1.308	1.218	1.294	4.86%	September 2023	1.25	1.29	1.25	1.29	1.29	---	---		1.29	---	2	11	745
				December 2023	---	---	---	---	1.25	---	---		---	---	---	---	---
				March 2024	---	---	---	---	1.25	---	---		---	---	---	---	---
				June 2024	---	---	---	---	1.26	---	---		---	---	---	---	---
CC HBC AG (CR)				(Contract Size: 100 Securities, Physical Delivery)													
27.54	27.24	27.5	0.81%	September 2023	27.67	27.75	27.58	27.75	27.75	---	---		28.42	---	13	50	1,649
				December 2023	---	---	---	---	27.55	---	---		---	---	---	---	---
				March 2024	---	---	---	---	27.68	---	---		---	---	---	---	---
				June 2024	---	---	---	---	27.83	---	---		---	---	---	---	---
CENERGY HOLDINGS (CB)				(Contract Size: 100 Securities, Physical Delivery)													
6.22	6.05	6.08	1.00%	September 2023	6.19	6.25	6.11	6.11	6.11	---	---		6.36	---	14	58	6,302
				December 2023	---	---	---	---	6.08	---	---		---	---	---	---	---
				March 2024	---	---	---	---	6.11	---	---		---	---	---	---	---
				June 2024	---	---	---	---	6.14	---	---		---	---	---	---	---

Derivatives notes

Fixing prices and final open positions can be retrieved from the following path <http://www.helex.gr/el/web/guest/statistics-end-of-day-derivatives>



Underlying Asset				Derivatives Market													
Price max	Price min	Closing price	change	Delivery Month	Open price	Price max	Price min	Last price	Closing price	Last Bid	Last Ask	Fixing price*	Life high	Life low	Trades	Volume	Open Interest
ELLAKTOR (CR)				(Contract Size: 100 Securities, Physical Delivery)													
2.33	2.29	2.325	-0.43%	September 2023	2.33	2.33	2.32	2.32	2.32	---	---	---	2.45	---	2	6	547
				December 2023	---	---	---	---	2.36	---	---	---	---	---	---	---	---
				March 2024	---	---	---	---	2.37	---	---	---	---	---	---	---	---
				June 2024	---	---	---	---	2.38	---	---	---	---	---	---	---	---
ELVALHALCOR (CR)				(Contract Size: 100 Securities, Physical Delivery)													
2.07	2.005	2.05	0.49%	September 2023	2.00	2.06	2.00	2.01	2.01	---	---	---	2.06	---	10	31	1,828
				December 2023	---	---	---	---	2.06	---	---	---	---	---	---	---	---
				March 2024	---	---	---	---	2.07	---	---	---	---	---	---	---	---
				June 2024	---	---	---	---	2.08	---	---	---	---	---	---	---	---
EUROBANK HOLDINGS (CR)				(Contract Size: 100 Securities, Physical Delivery)													
1.5055	1.47	1.49	1.36%	September 2023	1.48	1.52	1.48	1.51	1.51	---	---	---	1.59	---	60	920	37,954
				December 2023	---	---	---	---	1.48	---	---	---	---	---	---	---	---
				March 2024	---	---	---	---	1.49	---	---	---	---	---	---	---	---
				June 2024	---	---	---	---	1.50	---	---	---	---	---	---	---	---
EYDAP S.A. (CR)				(Contract Size: 100 Securities, Physical Delivery)													
6.79	6.61	6.68	0.00%	September 2023	6.74	6.83	6.74	6.79	6.79	---	---	---	7.03	---	10	45	800
				December 2023	---	---	---	---	6.75	---	---	---	---	---	---	---	---
				March 2024	---	---	---	---	6.78	---	---	---	---	---	---	---	---
				June 2024	---	---	---	---	6.82	---	---	---	---	---	---	---	---
FOURLIS (CR)				(Contract Size: 100 Securities, Physical Delivery)													
4.615	4.51	4.605	0.11%	September 2023	4.56	4.58	4.52	4.58	4.58	---	---	---	4.61	---	14	84	1,277
				December 2023	---	---	---	---	4.64	---	---	---	---	---	---	---	---
				March 2024	---	---	---	---	4.67	---	---	---	---	---	---	---	---
				June 2024	---	---	---	---	4.69	---	---	---	---	---	---	---	---
GEK TERNA (CR)				(Contract Size: 100 Securities, Physical Delivery)													
14.56	14.36	14.4	-0.28%	September 2023	14.56	14.56	14.40	14.50	14.50	---	---	---	14.75	---	34	169	7,596
				December 2023	---	---	---	---	14.58	---	---	---	---	---	---	---	---
				March 2024	---	---	---	---	14.65	---	---	---	---	---	---	---	---
				June 2024	---	---	---	---	14.73	---	---	---	---	---	---	---	---
HELLENIC EXCHANGES-A.S.E. (CR)				(Contract Size: 100 Securities, Physical Delivery)													
5.01	4.95	5	2.04%	September 2023	5.08	5.10	5.05	5.07	5.07	---	---	---	5.20	---	42	186	6,294
				December 2023	---	---	---	---	4.95	---	---	---	---	---	---	---	---
				March 2024	---	---	---	---	4.97	---	---	---	---	---	---	---	---
				June 2024	---	---	---	---	5.00	---	---	---	---	---	---	---	---

Derivatives notes

Fixing prices and final open positions can be retrieved from the following path <http://www.helex.gr/el/web/guest/statistics-end-of-day-derivatives>

Underlying Asset				Derivatives Market													
Price max	Price min	Closing price	change	Delivery Month	Open price	Price max	Price min	Last price	Closing price	Last Bid	Last Ask	Fixing price*	Life high	Life low	Trades	Volume	Open Interest
HELLENiQ ENERGY (CR)				(Contract Size: 100 Securities, Physical Delivery)													
8.44	8.31	8.37	0.48%	September 2023	7.98	8.01	7.98	8.00	8.00	---	---	---	8.11	---	5	14	1,110
				December 2023	---	---	---	---	8.41	---	---	---	---	---	---	---	---
				March 2024	---	---	---	---	8.45	---	---	---	---	---	---	---	---
				June 2024	---	---	---	---	8.50	---	---	---	---	---	---	---	---
INTRACOM HOLDINGS (CR)				(Contract Size: 100 Securities, Physical Delivery)													
2.13	2.03	2.055	0.74%	September 2023	2.03	2.12	2.03	2.06	2.06	---	---	---	2.20	---	27	151	3,327
				December 2023	---	---	---	---	2.06	---	---	---	---	---	---	---	---
				March 2024	---	---	---	---	2.07	---	---	---	---	---	---	---	---
				June 2024	---	---	---	---	2.08	---	---	---	---	---	---	---	---
INTRAKAT (CR)				(Contract Size: 100 Securities, Physical Delivery)													
2.17	2.125	2.16	0.00%	September 2023	2.16	2.18	2.14	2.18	2.18	---	---	---	2.22	---	38	180	9,763
				December 2023	---	---	---	---	2.18	---	---	---	---	---	---	---	---
				March 2024	---	---	---	---	2.19	---	---	---	---	---	---	---	---
				June 2024	---	---	---	---	2.20	---	---	---	---	---	---	---	---
JUMBO SA (CR)				(Contract Size: 100 Securities, Physical Delivery)													
24.26	23.92	24	0.25%	September 2023	23.74	23.74	23.74	23.74	23.74	---	---	---	25.29	---	1	1	206
				December 2023	---	---	---	---	24.17	---	---	---	---	---	---	---	---
				March 2024	---	---	---	---	24.30	---	---	---	---	---	---	---	---
				June 2024	---	---	---	---	24.43	---	---	---	---	---	---	---	---
LAMDA DEVELOPMENT SA (CR)				(Contract Size: 100 Securities, Physical Delivery)													
6.68	6.575	6.635	0.84%	September 2023	6.69	6.72	6.67	6.72	6.72	---	---	---	6.84	---	7	27	5,004
				December 2023	---	---	---	---	6.64	---	---	---	---	---	---	---	---
				March 2024	---	---	---	---	6.68	---	---	---	---	---	---	---	---
				June 2024	---	---	---	---	6.71	---	---	---	---	---	---	---	---
MIG (CR)				(Contract Size: 100 Securities, Physical Delivery)													
4.435	4.26	4.26	-2.29%	September 2023	4.31	4.32	4.31	4.32	4.32	---	---	---	5.10	---	3	15	49
				December 2023	---	---	---	---	4.40	---	---	---	---	---	---	---	---
				March 2024	---	---	---	---	4.42	---	---	---	---	---	---	---	---
				June 2024	---	---	---	---	4.45	---	---	---	---	---	---	---	---
MOTOR OIL (CR)				(Contract Size: 100 Securities, Physical Delivery)													
25.56	24.86	25.1	0.97%	September 2023	24.19	24.55	24.17	24.20	24.20	---	---	---	24.55	---	37	109	1,366
				December 2023	---	---	---	---	25.10	---	---	---	---	---	---	---	---
				March 2024	---	---	---	---	25.23	---	---	---	---	---	---	---	---
				June 2024	---	---	---	---	25.36	---	---	---	---	---	---	---	---

Underlying Asset				Derivatives Market													
Price max	Price min	Closing price	change	Delivery Month	Open price	Price max	Price min	Last price	Closing price	Last Bid	Last Ask	Fixing price*	Life high	Life low	Trades	Volume	Open Interest
MYTILINEOS (CR)				(Contract Size: 100 Securities, Physical Delivery)													
33.16	32.82	32.96	-0.12%	September 2023	31.77	32.40	31.77	32.22	32.22	---	---	---	32.57	---	39	106	2,402
				December 2023	---	---	---	---	33.32	---	---	---	---	---	---	---	---
				March 2024	---	---	---	---	33.49	---	---	---	---	---	---	---	---
				June 2024	---	---	---	---	33.67	---	---	---	---	---	---	---	---
NATIONAL BANK (CR)				(Contract Size: 100 Securities, Physical Delivery)													
5.814	5.604	5.644	-1.71%	September 2023	5.80	5.90	5.70	5.74	5.74	---	---	---	6.28	---	290	2,283	14,655
				December 2023	---	---	---	---	5.80	---	---	---	---	---	---	---	---
				March 2024	---	---	---	---	5.83	---	---	---	---	---	---	---	---
				June 2024	---	---	---	---	5.86	---	---	---	---	---	---	---	---
OPAP (CR)				(Contract Size: 103 Securities, Physical Delivery)													
15.94	15.8	15.85	-0.31%	September 2023	15.95	16.06	15.94	15.97	15.97	---	---	---	16.42	15.91	9	44	1,872
				December 2023	---	---	---	---	16.06	---	---	---	---	---	---	---	---
				March 2024	---	---	---	---	16.14	---	---	---	---	---	---	---	---
				June 2024	---	---	---	---	16.22	---	---	---	---	---	---	---	---
OTE (CR)				(Contract Size: 100 Securities, Physical Delivery)													
15.22	15	15.01	0.07%	September 2023	14.76	14.80	14.70	14.77	14.77	---	---	---	15.08	---	32	179	11,578
				December 2023	---	---	---	---	15.15	---	---	---	---	---	---	---	---
				March 2024	---	---	---	---	15.22	---	---	---	---	---	---	---	---
				June 2024	---	---	---	---	15.30	---	---	---	---	---	---	---	---
P.P.A. S.A. (CR)				(Contract Size: 100 Securities, Physical Delivery)													
20.7	20.4	20.65	1.22%	September 2023	---	---	---	---	19.78	---	---	---	20.06	---	---	---	321
				December 2023	---	---	---	---	20.60	---	---	---	---	---	---	---	---
				March 2024	---	---	---	---	20.70	---	---	---	---	---	---	---	---
				June 2024	---	---	---	---	20.81	---	---	---	---	---	---	---	---
PIRAEUS FINANCIAL HOLD (CR)				(Contract Size: 100 Securities, Physical Delivery)													
2.842	2.752	2.78	0.14%	September 2023	2.82	2.86	2.80	2.83	2.83	---	---	---	3.07	---	180	3,138	75,351
				December 2023	---	---	---	---	2.80	---	---	---	---	---	---	---	---
				March 2024	---	---	---	---	2.82	---	---	---	---	---	---	---	---
				June 2024	---	---	---	---	2.83	---	---	---	---	---	---	---	---
PPC (CR)				(Contract Size: 100 Securities, Physical Delivery)													
10.07	9.98	10.04	0.55%	September 2023	10.25	10.36	10.23	10.36	10.36	---	---	---	10.46	---	128	454	24,933
				December 2023	---	---	---	---	10.08	---	---	---	---	---	---	---	---
				March 2024	---	---	---	---	10.13	---	---	---	---	---	---	---	---
				June 2024	---	---	---	---	10.19	---	---	---	---	---	---	---	---

Derivatives notes

Fixing prices and final open positions can be retrieved from the following path <http://www.helex.gr/el/web/guest/statistics-end-of-day-derivatives>

Underlying Asset				Derivatives Market													
Price max	Price min	Closing price	change	Delivery Month	Open price	Price max	Price min	Last price	Closing price	Last Bid	Last Ask	Fixing price*	Life high	Life low	Trades	Volume	Open Interest
QUEST HOLDINGS (CR)				(Contract Size: 100 Securities, Physical Delivery)													
6.21	6.05	6.18	0.49%	September 2023	---	---	---	---	6.04	---	---	---	6.45	---	---	---	161
				December 2023	---	---	---	---	6.21	---	---	---	---	---	---	---	---
				March 2024	---	---	---	---	6.24	---	---	---	---	---	---	---	---
				June 2024	---	---	---	---	6.27	---	---	---	---	---	---	---	---
TERNA ENERGY (CR)				(Contract Size: 100 Securities, Physical Delivery)													
20.9	20.64	20.78	-0.10%	September 2023	20.65	20.73	20.52	20.58	20.58	---	---	---	21.16	---	41	682	11,909
				December 2023	---	---	---	---	21.00	---	---	---	---	---	---	---	---
				March 2024	---	---	---	---	21.11	---	---	---	---	---	---	---	---
				June 2024	---	---	---	---	21.22	---	---	---	---	---	---	---	---
TITAN CEMENT (CB)				(Contract Size: 100 Securities, Physical Delivery)													
17.2	17.06	17.2	0.23%	September 2023	16.70	16.70	16.70	16.70	16.70	---	---	---	16.98	---	3	3	347
				December 2023	---	---	---	---	17.33	---	---	---	---	---	---	---	---
				March 2024	---	---	---	---	17.41	---	---	---	---	---	---	---	---
				June 2024	---	---	---	---	17.51	---	---	---	---	---	---	---	---
VIOHALCO SA/NV (CB)				(Contract Size: 100 Securities, Physical Delivery)													
6.01	5.78	5.99	2.74%	September 2023	5.86	6.09	5.86	6.03	6.03	---	---	---	6.28	---	62	178	5,209
				December 2023	---	---	---	---	5.89	---	---	---	---	---	---	---	---
				March 2024	---	---	---	---	5.92	---	---	---	---	---	---	---	---
				June 2024	---	---	---	---	5.95	---	---	---	---	---	---	---	---

FTSE/Athex Large Cap

(Trade Unit: 1 Index Point x 2€ - Exercise Style: European, Cash Settlement)

Call Options																Put Options																				
July 2023								August 2023								Other Months		July 2023								August 2023								Other Months		
Exerise Price	Open price	Price max	Price min	Last price	Closing price	Volume	Open Interest	Open price	Price max	Price min	Last price	Closing price	Volume	Open Interest	Volume	Open Interest	Open price	Price max	Price min	Last price	Closing price	Volume	Open Interest	Open price	Price max	Price min	Last price	Closing price	Volume	Open Interest	Volume	Open Interest	Exerise Price			
1,775	-	-	-	-	-	-	-	-	-	-	-	-	-	-	-	-	-	-	-	-	-	-	-	-	-	-	-	-	-	-	-	-	1,775			
1,800	-	-	-	-	-	-	-	-	-	-	-	-	-	-	-	-	-	-	-	-	-	-	-	-	-	-	-	-	-	-	-	-	1,800			
1,825	-	-	-	-	-	-	-	-	-	-	-	-	-	-	-	-	-	-	-	-	-	-	-	-	-	-	-	-	-	-	-	-	1,825			
1,850	-	-	-	-	-	-	-	-	-	-	-	-	-	-	-	-	-	-	-	-	-	-	-	-	-	-	-	-	-	-	-	-	1,850			
1,875	-	-	-	-	-	-	-	-	-	-	-	-	-	-	-	-	-	-	-	-	-	-	-	-	-	-	-	-	-	-	-	-	1,875			
1,900	-	-	-	-	-	-	-	-	-	-	-	-	-	-	-	-	-	-	-	-	-	-	-	-	-	-	-	-	-	-	-	-	1,900			
1,925	-	-	-	-	-	-	-	-	-	-	-	-	-	-	-	-	-	-	-	-	-	-	-	-	-	-	-	-	-	-	-	-	1,925			
1,950	-	-	-	-	-	-	-	-	-	-	-	-	-	-	-	-	-	-	-	-	-	-	-	-	-	-	-	-	-	-	-	-	1,950			
1,975	-	-	-	-	-	-	-	-	-	-	-	-	-	-	-	-	-	-	-	-	-	-	-	-	-	-	-	-	-	-	-	-	1,975			
2,000	-	-	-	-	-	-	-	-	-	-	-	-	-	-	-	-	-	-	-	-	-	-	-	-	-	-	-	-	-	-	-	-	2,000			
2,050	-	-	-	-	-	-	-	-	-	-	-	-	-	-	-	-	-	-	-	-	-	-	-	-	-	-	-	-	-	-	-	-	2,050			
2,100	-	-	-	-	-	-	-	-	-	-	-	-	-	-	-	-	-	-	-	-	-	-	-	-	-	-	-	-	-	-	-	-	2,100			
2,150	-	-	-	-	-	-	-	-	-	-	-	-	-	-	-	-	-	-	-	-	-	-	-	-	-	-	-	-	-	-	-	-	2,150			
2,200	-	-	-	-	-	-	-	-	-	-	-	-	-	-	-	-	-	-	-	-	-	-	-	-	-	-	-	-	-	-	-	-	2,200			
2,250	-	-	-	-	-	-	-	-	-	-	-	-	-	-	-	-	-	-	-	-	-	-	-	-	-	-	-	-	-	-	-	-	2,250			
2,300	-	-	-	-	-	-	-	-	-	-	-	-	-	-	-	-	-	-	-	-	-	-	-	-	-	-	-	-	-	-	-	-	2,300			
2,350	0.00	0.00	0.00	-	679.00	-	-	-	-	-	-	-	-	-	-	-	0.00	0.00	0.00	-	0.01	-	-	-	-	-	-	-	-	-	-	-	2,350			
2,400	0.00	0.00	0.00	-	629.00	-	-	-	-	-	-	-	-	-	-	-	0.00	0.00	0.00	-	0.02	-	-	-	-	-	-	-	-	-	-	-	2,400			
2,450	0.00	0.00	0.00	-	579.00	-	-	-	-	-	-	-	-	-	-	-	0.00	0.00	0.00	-	0.05	-	-	-	-	-	-	-	-	-	-	-	2,450			
2,500	0.00	0.00	0.00	-	529.00	-	-	0.00	0.00	0.00	-	523.00	-	-	-	-	0.00	0.00	0.00	-	0.14	-	-	0.00	0.00	0.00	-	1.00	-	-	-	-	2,500			
2,550	0.00	0.00	0.00	-	479.00	-	-	0.00	0.00	0.00	-	474.00	-	-	-	-	0.00	0.00	0.00	-	0.37	-	-	0.00	0.00	0.00	-	2.00	-	-	-	-	2,550			
2,600	0.00	0.00	0.00	-	430.00	-	-	0.00	0.00	0.00	-	426.00	-	-	-	-	0.00	0.00	0.00	-	0.87	-	-	0.00	0.00	0.00	-	3.60	-	-	-	-	2,600			
2,650	0.00	0.00	0.00	-	381.00	-	-	0.00	0.00	0.00	-	378.00	-	-	-	-	0.00	0.00	0.00	-	1.90	-	-	0.00	0.00	0.00	-	6.20	-	-	-	-	2,650			
2,700	0.00	0.00	0.00	-	333.00	-	-	0.00	0.00	0.00	-	333.00	-	-	-	-	0.00	0.00	0.00	-	3.80	-	-	0.00	0.00	0.00	-	10.25	-	-	-	-	2,700			
2,750	0.00	0.00	0.00	-	286.00	-	-	0.00	0.00	0.00	-	289.00	-	-	-	-	0.00	0.00	0.00	-	7.10	-	-	0.00	0.00	0.00	-	16.25	-	-	-	-	2,750			
2,800	0.00	0.00	0.00	-	242.00	-	1	0.00	0.00	0.00	-	247.00	-	-	-	-	0.00	0.00	0.00	-	12.50	-	-	0.00	0.00	0.00	-	24.50	-	-	-	-	2,800			
2,850	0.00	0.00	0.00	-	200.00	-	-	0.00	0.00	0.00	-	208.00	-	-	-	-	0.00	0.00	0.00	-	20.50	-	20	0.00	0.00	0.00	-	35.75	-	-	-	-	2,850			
2,900	0.00	0.00	0.00	-	162.00	-	-	0.00	0.00	0.00	-	173.00	-	-	-	-	0.00	0.00	0.00	-	32.25	-	2	0.00	0.00	0.00	-	50.50	-	-	-	-	2,900			
2,950	0.00	0.00	0.00	-	128.00	-	40	0.00	0.00	0.00	-	142.00	-	-	-	-	0.00	0.00	0.00	-	48.00	-	-	0.00	0.00	0.00	-	68.50	-	-	-	-	2,950			
3,000	113.00	118.00	103.00	103.00	103.00	140	64	126.00	136.00	123.00	123.00	123.00	80	22	-	-	65.50	118.00	65.50	65.50	65.50	20	106	88.00	88.00	88.00	88.00	88.00	20	-	-	-	-	3,000		
3,050	85.00	89.00	85.00	89.00	89.00	33	50	0.00	0.00	0.00	-	89.50	-	-	-	-	86.00	89.00	84.50	85.50	85.50	80	71	0.00	0.00	0.00	-	116.00	-	20	-	-	3,050			
3,100	63.00	63.00	63.00	63.00	63.00	1	85	0.00	0.00	0.00	-	69.50	-	-	-	-	118.00	63.00	118.00	118.00	118.00	20	20	0.00	0.00	0.00	-	146.00	-	20	-	-	3,100			
3,150	46.25	46.50	45.50	46.50	46.50	51	40	0.00	0.00	0.00	-	53.00	-	20	-	-	137.00	46.50	137.00	145.00	145.00	21	21	0.00	0.00	0.00	-	179.00	-	61	-	-	3,150			
3,200	0.00	0.00	0.00	-	25.75	-	1	0.00	0.00	0.00	-	39.50	-	-	-	-	0.00	0.00	0.00	-	196.00	-	-	0.00	0.00	0.00	-	216.00	-	-	-	-	3,200			
3,250	0.00	0.00	0.00	-	17.25	-	-	0.00	0.00	0.00	-	29.00	-	-	-	-	0.00	0.00	0.00	-	237.00	-	-	0.00	0.00	0.00	-	255.00	-	-	-	-	3,250			
3,300	0.00	0.00	0.00	-	11.00	-	-	0.00	0.00	0.00	-	21.00	-	-	-	-	0.00	0.00	0.00	-	281.00	-	-	0.00	0.00	0.00	-	297.00	-	-	-	-	3,300			

FTSE/Athex Large Cap

(Trade Unit: 1 Index Point x 2€ - Exercise Style: European, Cash Settlement)

Call Options															Put Options																				
Exercise Price	July 2023							August 2023							Other Months		July 2023							August 2023							Other Months		Exercise Price		
	Open price	Price max	Price min	Last price	Closing price	Volume	Open Interest	Open price	Price max	Price min	Last price	Closing price	Volume	Open Interest	Volume	Open Interest	Open price	Price max	Price min	Last price	Closing price	Volume	Open Interest	Open price	Price max	Price min	Last price	Closing price	Volume	Open Interest	Volume	Open Interest			
3,350	0.00	0.00	0.00	-	6.90	-	-	0.00	0.00	0.00	-	14.75	-	-			0.00	0.00	0.00	-	327.00	-	-	0.00	0.00	0.00	-	341.00	-	-			3,350		
Totals:						225	281							80	42	0	0							141	240							20	101	0	0
Number of Trades:						16								4		0								8								1		0	

ALPHA SERVICES HOLD (CR)

(Contract Size: 100 Securities, Exercise Style: American, Physical Delivery)

Call Options																Put Options																				
July 2023								August 2023								Other Months		July 2023								August 2023								Other Months		
Exerise Price	Open price	Price max	Price min	Last price	Closing price	Volume	Open Interest	Open price	Price max	Price min	Last price	Closing price	Volume	Open Interest	Volume	Open Interest	Open price	Price max	Price min	Last price	Closing price	Volume	Open Interest	Open price	Price max	Price min	Last price	Closing price	Volume	Open Interest	Volume	Open Interest	Exerise Price			
0.550						-	-							-	-								-	-								0.006				
0.600						-	-							-	-								-	-								0.006				
0.650						-	-							-	-								-	-								0.007				
0.700						-	-							-	-								-	-								0.007				
0.750						-	-							-	-								-	-								0.008				
0.800	0.000	0.000	0.000		0.701	-	-							-	-		0.000	0.000	0.000		0.002	-	-									0.008				
0.850	0.000	0.000	0.000		0.651	-	-	0.000	0.000	0.000		0.653	-	-			0.000	0.000	0.000		0.001	-	-	0.000	0.000	0.000		0.001	-	-			0.009			
0.900	0.000	0.000	0.000		0.601	-	-	0.000	0.000	0.000		0.603	-	-			0.000	0.000	0.000		0.001	-	-	0.000	0.000	0.000		0.001	-	-			0.009			
0.950	0.000	0.000	0.000		0.552	-	-	0.000	0.000	0.000		0.553	-	-			0.000	0.000	0.000		0.001	-	-	0.000	0.000	0.000		0.001	-	-			0.010			
1.000	0.000	0.000	0.000		0.502	-	-	0.000	0.000	0.000		0.504	-	-			0.000	0.000	0.000		0.001	-	-	0.000	0.000	0.000		0.001	-	-			0.010			
1.100	0.000	0.000	0.000		0.402	-	-	0.000	0.000	0.000		0.406	-	-			0.000	0.000	0.000		0.001	-	-	0.000	0.000	0.000		0.002	-	-			0.011			
1.200	0.000	0.000	0.000		0.304	-	-	0.000	0.000	0.000		0.312	-	-			0.000	0.000	0.000		0.002	-	-	0.000	0.000	0.000		0.008	-	-			0.012			
1.300	0.000	0.000	0.000		0.212	-	-	0.000	0.000	0.000		0.227	-	-			0.000	0.000	0.000		0.009	-	-	0.000	0.000	0.000		0.023	-	-			0.013			
1.400	0.000	0.000	0.000		0.132	-	4	0.000	0.000	0.000		0.156	-	-			0.000	0.000	0.000		0.030	-	-	0.000	0.000	0.000		0.052	-	-			0.014			
1.500	0.135	0.135	0.135	0.135	0.135	10	-	0.000	0.000	0.000		0.100	-	-			0.000	0.000	0.000		0.071	-	-	0.000	0.000	0.000		0.095	-	-			0.015			
1.600	0.000	0.000	0.000		0.036	-	-	0.000	0.000	0.000		0.061	-	-			0.000	0.000	0.000		0.134	-	-	0.000	0.000	0.000		0.157	-	-			0.016			
1.700	0.000	0.000	0.000		0.016	-	-	0.000	0.000	0.000		0.035	-	-			0.000	0.000	0.000		0.213	-	-	0.000	0.000	0.000		0.230	-	-			0.017			
1.800	0.000	0.000	0.000		0.006	-	-	0.000	0.000	0.000		0.018	-	-			0.000	0.000	0.000		0.304	-	-	0.000	0.000	0.000		0.314	-	-			0.018			
1.900	0.000	0.000	0.000		0.002	-	-	0.000	0.000	0.000		0.009	-	-			0.000	0.000	0.000		0.401	-	-	0.000	0.000	0.000		0.406	-	-			0.019			
2.000	0.000	0.000	0.000		0.001	-	-	0.000	0.000	0.000		0.005	-	-			0.000	0.000	0.000		0.500	-	-	0.000	0.000	0.000		0.502	-	-			0.020			
2.200	0.000	0.000	0.000		0.001	-	-	0.000	0.000	0.000		0.001	-	-			0.000	0.000	0.000		0.700	-	-	0.000	0.000	0.000		0.700	-	-			0.022			
Totals:						10	4							0	0	0	0							10	0							0	0	0	0	
Number of Trades:						1								0		0							0.00								0		0			

NATIONAL BANK (CR)

(Contract Size: 100 Securities, Exercise Style: American, Physical Delivery)

Call Options															Put Options																				
July 2023								August 2023							Other Months		July 2023								August 2023							Other Months			
Exerise Price	Open price	Price max	Price min	Last price	Closing price	Volume	Open Interest	Open price	Price max	Price min	Last price	Closing price	Volume	Open Interest	Volume	Open Interest	Open price	Price max	Price min	Last price	Closing price	Volume	Open Interest	Open price	Price max	Price min	Last price	Closing price	Volume	Open Interest	Volume	Open Interest	Exerise Price		
2.000						-	-						-	-								-	-					-	-			0.020			
2.200						-	-						-	-								-	-					-	-			0.022			
2.400						-	-						-	-								-	-					-	-			0.024			
2.600						-	-						-	-								-	-					-	-			0.026			
2.800						-	-						-	-								-	-					-	-			0.028			
3.000						-	-						-	-								-	-					-	-			0.030			
3.200	0.000	0.000	0.000		2.55	-	-						-	-			0.000	0.000	0.000		0.001	-	-					-	-			0.032			
3.400	0.000	0.000	0.000		2.35	-	-						-	-			0.000	0.000	0.000		0.001	-	-					-	-			0.034			
3.600	0.000	0.000	0.000		2.15	-	-	0.000	0.000	0.000		2.15	-	-			0.000	0.000	0.000		0.001	-	-	0.000	0.000	0.000		0.001	-	-			0.036		
3.800	0.000	0.000	0.000		1.95	-	-	0.000	0.000	0.000		1.95	-	-			0.000	0.000	0.000		0.001	-	-	0.000	0.000	0.000		0.002	-	-			0.038		
4.000	0.000	0.000	0.000		1.75	-	-	0.000	0.000	0.000		1.76	-	-			0.000	0.000	0.000		0.001	-	-	0.000	0.000	0.000		0.006	-	-			0.040		
4.400	0.000	0.000	0.000		1.35	-	-	0.000	0.000	0.000		1.38	-	-			0.000	0.000	0.000		0.005	-	-	0.000	0.000	0.000		0.024	-	-			0.044		
4.800	0.000	0.000	0.000		0.973	-	-	0.000	0.000	0.000		1.03	-	-			0.000	0.000	0.000		0.025	-	-	0.000	0.000	0.000		0.073	-	-			0.048		
5.200	0.000	0.000	0.000		0.638	-	-	0.000	0.000	0.000		0.722	-	-			0.000	0.000	0.000		0.090	-	-	0.000	0.000	0.000		0.166	-	-			0.052		
5.600	0.000	0.000	0.000		0.375	-	-	0.000	0.000	0.000		0.483	-	-			0.000	0.000	0.000		0.226	-	10	0.000	0.000	0.000		0.326	-	-			0.056		
6.000	0.180	0.180	0.180	0.180	0.180	3	8	0.268	0.268	0.265	0.265	0.265	2	3			0.000	0.000	0.000		0.446	-	-	0.000	0.000	0.000		0.544	-	-			0.060		
6.400	0.000	0.000	0.000		0.089	-	-	0.000	0.000	0.000		0.180	-	-			0.000	0.000	0.000		0.741	-	-	0.000	0.000	0.000		0.823	-	-			0.064		
6.800	0.000	0.000	0.000		0.038	-	-	0.000	0.000	0.000		0.102	-	-			0.000	0.000	0.000		1.09	-	-	0.000	0.000	0.000		1.15	-	-			0.068		
7.200	0.000	0.000	0.000		0.014	-	-	0.000	0.000	0.000		0.055	-	-			0.000	0.000	0.000		1.47	-	-	0.000	0.000	0.000		1.50	-	-			0.072		
7.600	0.000	0.000	0.000		0.005	-	-	0.000	0.000	0.000		0.029	-	-			0.000	0.000	0.000		1.86	-	-	0.000	0.000	0.000		1.88	-	-			0.076		
8.000	0.000	0.000	0.000		0.001	-	-	0.000	0.000	0.000		0.014	-	-			0.000	0.000	0.000		2.26	-	-	0.000	0.000	0.000		2.26	-	-			0.080		
Totals:						3	8							2	3	0	0							3	10							0	0	0	270
Number of Trades:						1								2		0								0.00								0		0	



OPAP (CR)

(Contract Size: 100 Securities, Exercise Style: American, Physical Delivery)

Call Options																Put Options																				
July 2023								August 2023								Other Months		July 2023								August 2023								Other Months		
Exerise Price	Open price	Price max	Price min	Last price	Closing price	Volume	Open Interest	Open price	Price max	Price min	Last price	Closing price	Volume	Open Interest	Volume	Open Interest	Open price	Price max	Price min	Last price	Closing price	Volume	Open Interest	Open price	Price max	Price min	Last price	Closing price	Volume	Open Interest	Volume	Open Interest	Exerise Price			
8.800						-	-						-	-								-	-						-	-			0.088			
9.200						-	-						-	-								-	-						-	-			0.092			
9.600						-	-						-	-								-	-						-	-			0.096			
9.730	0.000	0.000	0.000		6.19	-	-						-	-			0.000	0.000	0.000		0.001	-	-					-	-			0.097				
10.000						-	-						-	-								-	-					-	-			0.100				
10.710	0.000	0.000	0.000		5.21	-	-						-	-			0.000	0.000	0.000		0.001	-	-					-	-			0.107				
11.000	0.000	0.000	0.000		4.92	-	-	0.000	0.000	0.000		4.93	-	-			0.000	0.000	0.000		0.001	-	-	0.000	0.000	0.000		0.005	-	-			0.110			
11.680	0.000	0.000	0.000		4.24	-	-						-	-			0.000	0.000	0.000		0.001	-	-					-	-			0.117				
12.000	0.000	0.000	0.000		3.92	-	-	0.000	0.000	0.000		3.94	-	-			0.000	0.000	0.000		0.001	-	-	0.000	0.000	0.000		0.001	-	-			0.120			
12.650	0.000	0.000	0.000		3.27	-	-						-	-			0.000	0.000	0.000		0.001	-	-					-	-			0.127				
13.000	0.000	0.000	0.000		2.92	-	-	0.000	0.000	0.000		2.95	-	-			0.000	0.000	0.000		0.001	-	-	0.000	0.000	0.000		0.007	-	-			0.130			
13.630	0.000	0.000	0.000		2.30	-	-						-	-			0.000	0.000	0.000		0.004	-	-					-	-			0.136				
14.000	0.000	0.000	0.000		1.94	-	-	0.000	0.000	0.000		2.00	-	-			0.000	0.000	0.000		0.013	-	-	0.000	0.000	0.000		0.051	-	-			0.140			
14.600	0.000	0.000	0.000		1.38	-	-						-	-			0.000	0.000	0.000		0.055	-	15					-	-			0.146				
15.000	0.000	0.000	0.000		1.04	-	-	0.000	0.000	0.000		1.17	-	-			0.000	0.000	0.000		0.116	-	-	0.000	0.000	0.000		0.222	-	-			0.150			
15.570	0.000	0.000	0.000		0.637	-	60						-	-			0.000	0.000	0.000		0.283	-	-					-	-			0.156				
16.000	0.000	0.000	0.000		0.410	-	-	0.000	0.000	0.000		0.570	-	-			0.000	0.000	0.000		0.486	-	-	0.000	0.000	0.000		0.623	-	-			0.160			
16.550	0.000	0.000	0.000		0.205	-	6						-	-			0.000	0.000	0.000		0.833	-	-					-	-			0.166				
17.000	0.000	0.000	0.000		0.109	-	-	0.000	0.000	0.000		0.227	-	5			0.000	0.000	0.000		1.19	-	-	0.000	0.000	0.000		1.28	-	-			0.170			
17.520	0.000	0.000	0.000		0.045	-	-						-	-			0.000	0.000	0.000		1.65	-	-					-	-			0.175				
18.000	0.000	0.000	0.000		0.019	-	-	0.000	0.000	0.000		0.073	-	-			0.000	0.000	0.000		2.11	-	-	0.000	0.000	0.000		2.14	-	-			0.180			
18.490	0.000	0.000	0.000		0.007	-	-						-	-			0.000	0.000	0.000		2.59	-	-					-	-			0.185				
19.000	0.000	0.000	0.000		0.002	-	-	0.000	0.000	0.000		0.019	-	-			0.000	0.000	0.000		3.10	-	-	0.000	0.000	0.000		3.10	-	-			0.190			
19.470	0.000	0.000	0.000		0.001	-	-						-	-			0.000	0.000	0.000		3.57	-	-					-	-			0.195				
20.000	0.000	0.000	0.000		0.001	-	-	0.000	0.000	0.000		0.004	-	-			0.000	0.000	0.000		4.10	-	-	0.000	0.000	0.000		4.10	-	-			0.200			
21.410	0.000	0.000	0.000		0.001	-	-						-	-			0.000	0.000	0.000		5.51	-	-					-	-			0.214				
22.000	0.000	0.000	0.000		0.001	-	-	0.000	0.000	0.000		0.003	-	-			0.000	0.000	0.000		6.10	-	-	0.000	0.000	0.000		6.10	-	-			0.220			
23.360	0.000	0.000	0.000		0.001	-	-						-	-			0.000	0.000	0.000		7.46	-	-					-	-			0.234				
24.000						-	-	0.000	0.000	0.000		0.001	-	-								-	-	0.000	0.000	0.000		8.10	-	-			0.240			
Totals:						0	66							0	5	0	0							0	15							0	5	0	0	
Number of Trades:						0								0		0								0.00								0		0		

OTE (CR)

(Contract Size: 100 Securities, Exercise Style: American, Physical Delivery)

Call Options															Put Options																					
July 2023								August 2023								Other Months		July 2023								August 2023								Other Months		
Exerise Price	Open price	Price max	Price min	Last price	Closing price	Volume	Open Interest	Open price	Price max	Price min	Last price	Closing price	Volume	Open Interest	Volume	Open Interest	Open price	Price max	Price min	Last price	Closing price	Volume	Open Interest	Open price	Price max	Price min	Last price	Closing price	Volume	Open Interest	Volume	Open Interest	Exerise Price			
9.200	0.000	0.000	0.000		5.81	-	-						-	-			0.000	0.000	0.000		0.001	-	-					-	-			0.092				
9.600	0.000	0.000	0.000		5.42	-	-	0.000	0.000	0.000		5.43	-	-			0.000	0.000	0.000		0.001	-	-	0.000	0.000	0.000		0.001	-	-			0.096			
10.000	0.000	0.000	0.000		5.02	-	-	0.000	0.000	0.000		5.03	-	-			0.000	0.000	0.000		0.001	-	-	0.000	0.000	0.000		0.001	-	-			0.100			
11.000	0.000	0.000	0.000		4.02	-	-	0.000	0.000	0.000		4.03	-	-			0.000	0.000	0.000		0.001	-	-	0.000	0.000	0.000		0.001	-	-			0.110			
12.000	0.000	0.000	0.000		3.02	-	-	0.000	0.000	0.000		3.04	-	-			0.000	0.000	0.000		0.001	-	-	0.000	0.000	0.000		0.004	-	-			0.120			
13.000	0.000	0.000	0.000		2.03	-	-	0.000	0.000	0.000		2.08	-	-			0.000	0.000	0.000		0.006	-	5	0.000	0.000	0.000		0.037	-	-			0.130			
14.000	0.000	0.000	0.000		1.10	-	-	0.000	0.000	0.000		1.23	-	-			0.000	0.000	0.000		0.078	-	-	0.000	0.000	0.000		0.185	-	-			0.140			
15.000	0.305	0.305	0.305	0.305	0.305	5	20	0.000	0.000	0.000		0.595	-	-			0.000	0.000	0.000		0.395	-	-	0.000	0.000	0.000		0.552	-	-			0.150			
16.000	0.000	0.000	0.000		0.102	-	-	0.000	0.000	0.000		0.237	-	-			0.000	0.000	0.000		1.08	-	-	0.000	0.000	0.000		1.20	-	-			0.160			
17.000	0.000	0.000	0.000		0.015	-	-	0.000	0.000	0.000		0.075	-	-			0.000	0.000	0.000		2.00	-	-	0.000	0.000	0.000		2.04	-	-			0.170			
18.000	0.000	0.000	0.000		0.001	-	-	0.000	0.000	0.000		0.019	-	-			0.000	0.000	0.000		3.00	-	-	0.000	0.000	0.000		3.00	-	-			0.180			
19.000	0.000	0.000	0.000		0.001	-	-	0.000	0.000	0.000		0.004	-	-			0.000	0.000	0.000		4.00	-	-	0.000	0.000	0.000		4.00	-	-			0.190			
20.000	0.000	0.000	0.000		0.001	-	-	0.000	0.000	0.000		0.001	-	-			0.000	0.000	0.000		5.00	-	-	0.000	0.000	0.000		5.00	-	-			0.200			
22.000						-	-						-	-								-	-					-	-			0.220				
Totals:						5	20							0	0	0	0							5	5							0	0	0	0	
Number of Trades:						1								0		0							0.00								0		0			

PIRAEUS FINANCIAL HOLD (CR)

(Contract Size: 100 Securities, Exercise Style: American, Physical Delivery)

Call Options																Put Options																				
July 2023								August 2023								Other Months		July 2023								August 2023								Other Months		
Exercise Price	Open price	Price max	Price min	Last price	Closing price	Volume	Open Interest	Open price	Price max	Price min	Last price	Closing price	Volume	Open Interest	Volume	Open Interest	Open price	Price max	Price min	Last price	Closing price	Volume	Open Interest	Open price	Price max	Price min	Last price	Closing price	Volume	Open Interest	Volume	Open Interest	Exercise Price			
0.750						-	-							-	-								-	-					-	-			0.008			
0.800						-	-							-	-								-	-					-	-			0.008			
0.850						-	-							-	-								-	-					-	-			0.009			
0.900						-	-							-	-								-	-					-	-			0.009			
0.950						-	-							-	-								-	-					-	-			0.010			
1.000						-	-							-	-								-	-					-	-			0.010			
1.100						-	-							-	-								-	-					-	-			0.011			
1.200						-	-							-	-								-	-					-	-			0.012			
1.300						-	-							-	-								-	-					-	-			0.013			
1.400						-	-							-	-								-	-					-	-			0.014			
1.500						-	-							-	-								-	-					-	-			0.015			
1.600	0.000	0.000	0.000		1.18	-	-							-	-	0.000	0.000	0.000		0.001	-	-							-	-			0.016			
1.700	0.000	0.000	0.000		1.08	-	-	0.000	0.000	0.000		1.09	-	-		0.000	0.000	0.000		0.001	-	-	0.000	0.000	0.000		0.001	-	-				0.017			
1.800	0.000	0.000	0.000		0.983	-	-	0.000	0.000	0.000		0.986	-	-		0.000	0.000	0.000		0.001	-	-	0.000	0.000	0.000		0.001	-	-				0.018			
1.900	0.000	0.000	0.000		0.883	-	-	0.000	0.000	0.000		0.888	-	-		0.000	0.000	0.000		0.001	-	-	0.000	0.000	0.000		0.002	-	-				0.019			
2.000	0.000	0.000	0.000		0.784	-	-	0.000	0.000	0.000		0.791	-	-		0.000	0.000	0.000		0.001	-	-	0.000	0.000	0.000		0.004	-	-				0.020			
2.200	0.000	0.000	0.000		0.588	-	-	0.000	0.000	0.000		0.604	-	-		0.000	0.000	0.000		0.004	-	-	0.000	0.000	0.000		0.017	-	-				0.022			
2.400	0.000	0.000	0.000		0.404	-	-	0.000	0.000	0.000		0.436	-	-		0.000	0.000	0.000		0.020	-	-	0.000	0.000	0.000		0.048	-	-				0.024			
2.600	0.000	0.000	0.000		0.249	-	-	0.000	0.000	0.000		0.297	-	-		0.000	0.000	0.000		0.065	-	-	0.000	0.000	0.000		0.109	-	-				0.026			
2.800	0.000	0.000	0.000		0.135	-	-	0.000	0.000	0.000		0.188	-	5		0.000	0.000	0.000		0.151	-	-	0.000	0.000	0.000		0.200	-	-				0.028			
3.000	0.000	0.000	0.000		0.064	-	-	0.000	0.000	0.000		0.114	-	-		0.000	0.000	0.000		0.280	-	-	0.000	0.000	0.000		0.325	-	-				0.030			
3.200	0.000	0.000	0.000		0.027	-	-	0.000	0.000	0.000		0.064	-	-		0.000	0.000	0.000		0.443	-	-	0.000	0.000	0.000		0.476	-	-				0.032			
3.400	0.000	0.000	0.000		0.010	-	-	0.000	0.000	0.000		0.034	-	-		0.000	0.000	0.000		0.627	-	-	0.000	0.000	0.000		0.646	-	-				0.034			
3.600	0.000	0.000	0.000		0.003	-	-	0.000	0.000	0.000		0.017	-	-		0.000	0.000	0.000		0.821	-	-	0.000	0.000	0.000		0.831	-	-				0.036			
3.800	0.000	0.000	0.000		0.001	-	-	0.000	0.000	0.000		0.009	-	-		0.000	0.000	0.000		1.02	-	-	0.000	0.000	0.000		1.02	-	-				0.038			
4.000	0.000	0.000	0.000		0.001	-	-	0.000	0.000	0.000		0.004	-	-		0.000	0.000	0.000		1.22	-	-	0.000	0.000	0.000		1.22	-	-				0.040			
Totals:						0	0						0	5	0	0						0	0					0	0	0	0					
Number of Trades:						0							0		0							0.00					0		0							

PPC (CR)

(Contract Size: 100 Securities, Exercise Style: American, Physical Delivery)

Call Options																Put Options																				
July 2023								August 2023								Other Months		July 2023								August 2023								Other Months		
Exerise Price	Open price	Price max	Price min	Last price	Closing price	Volume	Open Interest	Open price	Price max	Price min	Last price	Closing price	Volume	Open Interest	Volume	Open Interest	Open price	Price max	Price min	Last price	Closing price	Volume	Open Interest	Open price	Price max	Price min	Last price	Closing price	Volume	Open Interest	Volume	Open Interest	Exerise Price			
3.600						-	-							-	-								-	-					-	-			0.036			
3.800						-	-							-	-								-	-					-	-			0.038			
4.000						-	-							-	-								-	-					-	-			0.040			
4.400						-	-							-	-								-	-					-	-			0.044			
4.800						-	-							-	-								-	-					-	-			0.048			
5.200						-	-							-	-								-	-					-	-			0.052			
5.600						-	-							-	-								-	-					-	-			0.056			
6.000	0.000	0.000	0.000		4.00	-	-	0.000	0.000	0.000		4.01	-	-			0.000	0.000	0.000		0.001	-	-	0.000	0.000	0.000		0.001	-	-	0.000	0.000	0.060			
6.400	0.000	0.000	0.000		3.60	-	-	0.000	0.000	0.000		3.61	-	-			0.000	0.000	0.000		0.001	-	-	0.000	0.000	0.000		0.002	-	-	0.000	0.000	0.064			
6.800	0.000	0.000	0.000		3.20	-	-	0.000	0.000	0.000		3.22	-	-			0.000	0.000	0.000		0.001	-	-	0.000	0.000	0.000		0.006	-	-	0.000	0.000	0.068			
7.200	0.000	0.000	0.000		2.80	-	-	0.000	0.000	0.000		2.83	-	-			0.000	0.000	0.000		0.002	-	-	0.000	0.000	0.000		0.017	-	-	0.000	0.000	0.072			
7.600	0.000	0.000	0.000		2.41	-	-	0.000	0.000	0.000		2.45	-	-			0.000	0.000	0.000		0.007	-	-	0.000	0.000	0.000		0.037	-	-	0.000	0.000	0.076			
8.000	0.000	0.000	0.000		2.02	-	-	0.000	0.000	0.000		2.09	-	-			0.000	0.000	0.000		0.019	-	-	0.000	0.000	0.000		0.073	-	-	0.000	0.000	0.080			
8.400	0.000	0.000	0.000		1.65	-	-	0.000	0.000	0.000		1.75	-	-			0.000	0.000	0.000		0.048	-	-	0.000	0.000	0.000		0.132	-	-	0.000	0.000	0.084			
8.800	0.000	0.000	0.000		1.31	-	-	0.000	0.000	0.000		1.44	-	-			0.000	0.000	0.000		0.103	-	-	0.000	0.000	0.000		0.219	-	-	0.000	0.000	0.088			
9.200	0.000	0.000	0.000		0.997	-	22	0.000	0.000	0.000		1.16	-	-			0.000	0.000	0.000		0.193	-	5	0.344	0.344	0.344	0.344	0.344	10	0	0.000	0.000	0.092			
9.600	0.000	0.000	0.000		0.731	-	-	0.000	0.000	0.000		0.912	-	-			0.000	0.000	0.000		0.327	-	5	0.000	0.000	0.000		0.493	-	-	0.000	0.000	0.096			
10.000	0.000	0.000	0.000		0.515	-	10	0.000	0.000	0.000		0.702	-	-			0.000	0.000	0.000		0.510	-	10	0.000	0.000	0.000		0.683	-	-	0.000	0.000	0.100			
11.000	0.000	0.000	0.000		0.184	-	50	0.000	0.000	0.000		0.340	-	8			0.000	0.000	0.000		1.18	-	-	0.000	0.000	0.000		1.32	-	-	0.000	0.000	0.110			
12.000	0.000	0.000	0.000		0.049	-	-	0.000	0.000	0.000		0.150	-	-			0.000	0.000	0.000		2.05	-	-	0.000	0.000	0.000		2.13	-	-	0.000	0.000	0.120			
13.000	0.000	0.000	0.000		0.011	-	-	0.000	0.000	0.000		0.059	-	-			0.000	0.000	0.000		3.01	-	-	0.000	0.000	0.000		3.05	-	-	0.000	0.000	0.130			
14.000	0.000	0.000	0.000		0.002	-	-	0.000	0.000	0.000		0.021	-	-			0.000	0.000	0.000		4.01	-	-	0.000	0.000	0.000		4.01	-	-	0.000	0.000	0.140			
15.000	0.000	0.000	0.000		0.001	-	-	0.000	0.000	0.000		0.007	-	-			0.000	0.000	0.000		5.01	-	-	0.000	0.000	0.000		5.01	-	-	0.000	0.000	0.150			
Totals:						0	82							0	8	0	0							0	20							10	0	0	0	0
Number of Trades:						0								0		0								0.00								1		0		

Lending Products	Underlying Title	Multilateral Transactions[1]					Bilateral Transactions[2]		Stock Borrowing through OTC (volume)[3]
		Open Interest[5]	Volume(Offered)	Average Weighted	Transactions volume	Average Weighted	Transactions Volume	Average Weighted	Transactions Volume
ADMIEBOR	ADMIE (IPTO) HOLDING S.A. (CR)	---	---	---	---	---	---	---	313,553
AEGNBOR	AEGEAN AIRLINES (CR)	---	---	---	---	---	---	---	34,094
ALPHABOR	ALPHA SERVICES HOLD (CR)	200	---	---	---	---	---	---	58,742,330
ALMYBOR	ALUMIL (CR)	---	---	---	---	---	---	---	---
OTOELBOR	AUTOHELLAS SA (CR)	---	---	---	---	---	---	---	195,820
AVAXBOR	AVAX S.A. (CR)	---	---	---	---	---	---	---	---
EEEBOR	CC HBC AG (CR)	2,661	---	---	---	---	---	---	47,768
CENERBOR	CENERGY HOLDINGS (CB)	18,100	---	---	---	---	---	---	---
ELLAKTORBOR	ELLAKTOR (CR)	3,260	---	---	---	---	---	---	259,892
ELHABOR	ELVALHALCOR (CR)	247	---	---	---	---	---	---	64,887
EUROBBOR	EUROBANK HOLDINGS (CR)	15,000	---	---	---	---	---	---	34,112,689
EYDAPBOR	EYDAP S.A. (CR)	501	---	---	---	---	---	---	233,217
FFGRPBOR	FOLLI FOLLIE (CR)	---	---	---	---	---	---	---	886,310
FOYRKBOR	FOURLIS (CR)	---	---	---	---	---	---	---	30,873
GEKTERNABOR	GEK TERNA (CR)	---	---	---	---	---	---	---	1,293
SARBOR	GR. SARANTIS S.A. (CR)	838	---	---	---	---	---	---	103,451
EXAEBOR	HELLENIC EXCHANGES-A.S.E. (CR)	3,000	---	---	---	---	---	---	558,516
ELPEBOR	HELLENIQ ENERGY (CR)	500	---	---	60	5.64%	---	---	395,551
INTRKBOR	INTRACOM HOLDINGS (CR)	---	---	---	---	---	---	---	---
INKATBOR	INTRAKAT (CR)	---	---	---	---	---	---	---	---
BELABOR	JUMBO SA (CR)	4,948	---	---	---	---	---	---	213,079
LAMDABOR	LAMDA DEVELOPMENT SA (CR)	500	---	---	---	---	---	---	500,409
MIGBOR	MIG (CR)	1,952	---	---	---	---	---	---	40,179
MOHBOR	MOTOR OIL (CR)	24,780	---	---	---	---	---	---	954,355
MYTILBOR	MYTILINEOS (CR)	18,122	---	---	---	---	2,000	0.01%	181,962
ETEBOR	NATIONAL BANK (CR)	541	---	---	---	---	---	---	10,358,392
OPAPBOR	OPAP (CR)	4,821	---	---	---	---	---	---	1,683,108
HTOBOR	OTE (CR)	---	---	---	---	---	---	---	1,546,641
PPABOR	P.P.A. S.A. (CR)	---	---	---	---	---	---	---	65,287
TPEIRBOR	PIRAEUS FINANCIAL HOLD (CR)	6,495	---	---	---	---	---	---	789,868
PPCBOR	PPC (CR)	3,000	---	---	---	---	---	---	1,764,411

Stock Lending Notes

[1] - Multilateral contracts Lending or Borrowing as per Methods 8-1, 8-2 and 8-3-3 (According to ATHEX BoD Resolution No.17)

[2] - Billateral Contracts Lending or Borrowing as per Methods 8-3-1 and 8-3-2 (According to ATHEX BoD Resolution No.20 )

[3] - The information concerning OTC Stock Borrowing Transactions is based on the statements of the Dematerialised Securities System (DSS) operators involved and refers to volumes that have been registered up until the previous working day.

[4] - Average Price (Volume weighted)

[5] - The Data concerning Open Interest before the start of trading session

Lending Products	Underlying Title	Multilateral Transactions[1]					Bilateral Transactions[2]		Stock Borrowing through OTC (volume)[3]
		Open Interest[5]	Volume(Offered)	Average Weighted	Transactions volume	Average Weighted	Transactions Volume	Average Weighted	Transactions Volume
QUALBOR	QUALITY & RELIABILITY SA (CR)	---	---	---	---	---	---	---	---
QUESTBOR	QUEST HOLDINGS (CR)	3,314	---	---	---	---	---	---	50,233
TENERGYBOR	TERNA ENERGY (CR)	---	---	---	---	---	---	---	66,200
TITCBOR	TITAN CEMENT (CB)	7,801	---	---	---	---	---	---	362,045
VIOBOR	VIOHALCO SA/NV (CB)	284	---	---	---	---	---	---	---

Stock Lending Notes

[1] - Multilateral contracts Lending or Borrowing as per Methods 8-1, 8-2 and 8-3-3 (According to ATHEX BoD Resolution No.17)

[2] - Billateral Contracts Lending or Borrowing as per Methods 8-3-1 and 8-3-2 (According to ATHEX BoD Resolution No.20 )

[3] - The information concerning OTC Stock Borrowing Transactions is based on the statements of the Dematerialised Securities System (DSS) operators involved and refers to volumes that have been registered up until the previous working day.

[4] - Average Price (Volume weighted)

[5] - The Data concerning Open Interest before the start of trading session

## Sectors codification for listed companies

12003 -	ETF	10101010	Computer Services
10101015	Software	10102030	Computer Hardware
15101010	Telecommunications Equipment	15102015	Telecommunications Services
20101010	Health Care Facilities	20101025	Health Care Services
20102010	Medical Equipment	20103015	Pharmaceuticals
30101010	Banks	30202000	Diversified Financial Services
30202010	Asset Managers & Custodians	30202015	Investment Services
30204000	Closed End Investments	30302010	Full Line Insurance
30302015	Insurance Brokers	30302025	Property and Casualty Insurance
35101010	Real Estate Holding and Development	35101015	Real Estate Services
35102000	Diversified REITs	35102030	Office REITs
40201040	Rental & Leasing Services: Consumer	40202010	Home Construction
40202015	Household Furnishings	40202020	Household Appliance
40203040	Electronic Entertainment	40203045	Toys
40204020	Clothing & Accessories	40301010	Entertainment
40301030	Publishing	40301035	Radio & TV Broadcasters
40401010	Diversified Retailers	40401020	Apparel Retailers
40401025	Home Improvement Retailers	40401030	Specialty Retailers
40501010	Airlines	40501015	Travel & Tourism
40501020	Casinos & Gambling	40501025	Hotels & Motels
45101015	Distillers & Vintners	45101020	Soft Drinks
45102010	Farming Fishing Ranching & Plantations	45102020	Food Products
45103010	Tobacco	45201010	Food Retailers & Wholesalers
45201020	Personal Products	50101010	Construction
50101020	Building Roof/Wallboard and Plumbing	50101030	Cement
50101035	Building Materials: Other	50202010	Electrical Components
50203000	Diversified Industrials	50203015	Plastics
50203030	Containers & Packaging	50204000	Machinery: Industrial
50204020	Machinery: Construction & Handling	50205010	Industrial Suppliers
50205020	Back Office Support HR & Consulting	50205030	Forms & Bulk Printing Services
50206015	Commercial Vehicles & Parts	50206030	Marine Transportation
50206060	Transportation Services	55101000	Diversified Materials
55101020	Textile Products	55102000	General Mining
55102010	Iron & Steel	55102015	Metal Fabricating
55102035	Aluminum	60101020	Oil Refining and Marketing
65101010	Alternative Electricity	65101015	Conventional Electricity
65102030	Water		



**ATHEX**  
*Athens Stock Exchange*

Λεωφ. Αθηνών 110 104 42 Αθήνα  
110, Athinon Ave. GR 104 42 Athens  
tel. (+30)210-33.66.800, fax (+30)210-33.66.101  
[www.athexgroup.gr](http://www.athexgroup.gr)