

23

Ημερήσιο Δελτίο
Συναλλακτικής Δραστηριότητας

Daily Official List
of Trading Activity

Tuesday, 27 June, 2023

Year: 144 Trading Day No: 119



ATHEXGROUP
Athens Exchange Group

Disclaimer:

Hellenic Exchanges-Athens Stock Exchange S.A. endeavours to ensure that the data and other material ("Information") presented on the Daily Official List are accurate and complete, but it is not liable for any errors or omissions of data or /and for the accuracy, credibility, updating and completeness of the aforesaid information nor it has any liability arising directly or indirectly from the use of the above Information.

The Company is not liable for the accuracy of the data included in listed companies' announcements. Only the sender of such an announcement is fully and solely liable for any infringement of third party's rights from the content of such announcement. All contents of the Daily Official List are provided only for information purposes and do not constitute investment advice or solicitation to invest in securities or other products listed for trading on the Exchange.

You acknowledge and agree that the Company is the owner of any property rights related to any Information appearing on the Daily Official List including intellectual property rights copyright, trademarks, etc.

The above data are a property of the Hellenic Exchanges-Athens Exchange and are copyright protected. Users are forbidden to reproduce, modify, copy, sale, transmit or redistribute, by all reproduction means and methods, part or the whole of the above data, without reference to their source.

The commercial exploitation of these data is, also, forbidden by third parties. Hellenic Exchanges-Athens Exchange does not carry any responsibility, direct or indirect, derived from usage or accidental alteration of the above data when used by third parties.

Hellenic Exchanges – Athens Stock Exchange S.A.

110 Athinon Ave., 10442 Athens, Tel: (210) 33.66.800, Fax: (210) 32.13.938

www.athexgroup.gr

Thessalonica Stock Exchange Center (T.S.E.C)

16-18 Katouni Str., Thessalonica 546 25 Tel: (2310) 567.667, Fax: (2310) 530.545

Athex Members Guarantee Fund

14-16 Fidiou Str., Athens 106 78, Tel: (210) 33.04.682, Fax: (210) 33.04.155

Hellenic Republic Capital Market Commission

1 Kolokotroni Str. & 1 Stadiou Str., Athens 10562 Tel: (210) 33.77.100 Fax: (210) 33.77.173

Table of Contents

Section 1: Statistical Figures of Securities, Derivatives and Lending

Summary of Markets

Athex Indices

Analytic Figures for Athex Market's Boards and Categories

Trading Details by Athex Sectors and Financial Instruments (ETFs)

Top 10 best & worst performing Shares

Derivatives Summary

Section 2: Analytic Figures of Shares Transactions

Analytic Figures of Shares Transactions

Shares' Notes

Section 3: Figures of Securities Transactions

Securities Blocks Details

Shares Rights Details

Stock Borrowing

Forced Sales Details

Forced Sales Registered Shares

Exchange Traded Funds (ETFs) Characteristics

Section 5: Bonds traded in Fixed Income Assets Market

Convertible Corporate Bonds - Regulated Market

Non Convertible Corporate Bonds - Regulated Market

Government Bonds

Treasury Bills & Zero Coupon Government Bonds

Government Bonds Traded with the Open Outcry Method

State Banks Bonds

Section 6: Additional Infos

Athex & ATHEXClear Members List

List of Stocks under Market Making operations

Section 7: Derivatives Market Analytic Figures

Index Futures

Stock Futures

Index Options

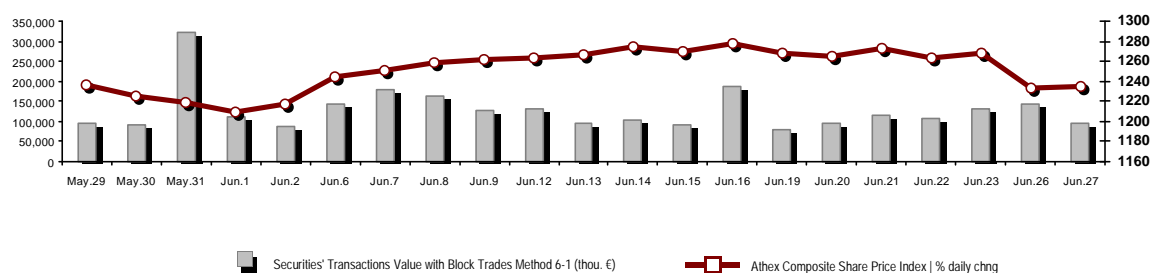
Stock Options

Stock Lending Analytic Figures

Appendix A: Sectors codification for listed companies

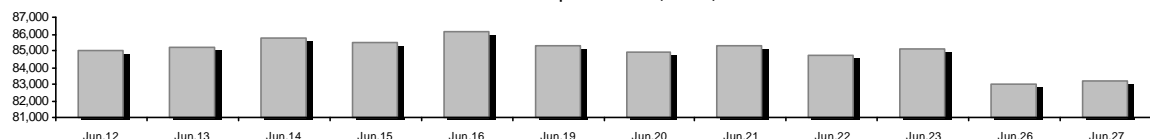
Summary of Markets

Athex Composite Share Price Index vs Shares and Derivatives Transactions Value

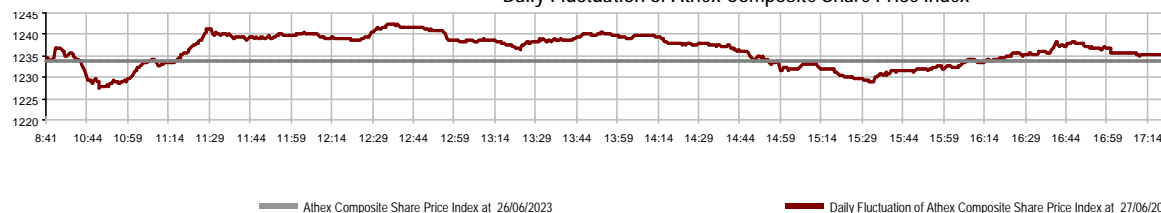


Athex Capitalisation (mill. €) **: 83,180.18	Derivatives Total Open Interest: 439,010
Daily change: mill. € % 189.46 0.23%	in Index Futures % daily chng 5,765 -1.92%
Yearly Avg Capitalisation: mill. € % chng prev year Avg 75,492.09 19.71%	in Stock Futures % daily chng 431,735 -4.22%
Athex Composite Share Price Index % daily chng 1,235.27 0.12%	in Index Options % daily chng 924 23.04%
Athex Composite Share Price Index Capitalisation (mill. €) 76,112.97	in Stock Options % daily chng 586 5.97%
Daily change (mill. €) 173.48	
Securities' Transactions Value with Block Trades Method 6-1 (t 95,893.62	Derivatives Contracts Volume: 30,005
Daily change: % -47,977.47 -33.35%	Daily change: pieces % -48,081 -61.57%
YtD Avg Trans. Value: thou. € % chng prev year Avg 109,279.38 51.25%	YtD Avg Derivatives Contracts % chng prev year Avg 50,560 47.19%
Blocks Transactions Value of Method 6-1 (thou. €) 27,792.51	Derivatives Trades Number: 1,682
Blocks Transactions Value of Method 6-2 & 6-3 (thou. €) 0.00	Daily change: number % -2,112 -55.67%
Bonds Transactions Value (thou.€) 1,150.25	YtD Avg Trades number % chng prev year Avg 2,476 20.54%
Securities' Transactions Volume with Block Trades Method 6-1 (tho 32,047.79	Lending Total Open Interest: 126,711
Daily change: thou. pieces % -14,615.15 -31.32%	Daily change: pieces % 5,986 4.96%
YtD Avg Volume: % chng prev year Avg 39,409.78 39.01%	Lending Volume (Multilateral/Bilateral) 57,460
Blocks Transactions Volume of Method 6-1 (thou. Pieces) 11,784.60	Daily change: pieces % 51,474
Blocks Transactions Volume of Method 6-2 & 6-3 (thou. Pieces) 0.00	Multilateral Lending 28,460
Bonds Transactions Volume 1,225,000	Bilateral Lending 29,000
Securities' Trades Number with Block Trades Method 6-1 29,520	Lending Trades Number: 29
Daily change: number % -21,640 -42.30%	Daily change: % -8
YtD Avg Trades number % chng prev year Avg 36,392 23.71%	Multilateral Lending Trades Number 27
Number of Blocks Method 6-1 20	Bilateral Lending Trades Number 2
Number of Blocks Method 6-2 & 6-3 0	
Number of Bonds Transactions 181	

Athex Capitalisation (mill. €) **



Daily Fluctuation of Athex Composite Share Price Index



Athex Indices

Index name	27/06/2023	26/06/2023	pts.	%	Min	Max	Year min	Year max	Year change
Athex Composite Share Price Index	1,235.27 #	1,233.74	1.53	0.12%	1,227.54	1,242.45	929.79	1,280.16	32.85% #
Athex ESG Index	1,399.76 #	1,399.21	0.55	0.04%	1,390.10	1,410.48	1,057.52	1,460.28	32.34% #
FTSE/Athex Large Cap	2,980.46 #	2,979.96	0.50	0.02%	2,960.48	3,005.10	2,250.77	3,116.02	32.38% #
FTSE/Athex Mid Cap Index	1,915.30 #	1,911.04	4.26	0.22%	1,903.71	1,919.37	1,411.43	1,966.50	35.70% #
FTSE/ATHEX High Dividend Yield Index	3,784.99 #	3,781.47	3.52	0.09%	3,764.46	3,800.72	3,028.28	3,917.70	24.99% #
FTSE/ATHEX Global Traders Index Plus	3,589.90 €	3,611.31	-21.41	-0.59%	3,577.35	3,620.84	2,616.09	3,729.34	37.22% #
FTSE/ATHEX Mid & Small Cap Factor-Weighted Ind	5,172.08 #	5,165.94	6.14	0.12%	5,131.03	5,176.91	4,353.12	5,316.68	17.67% #
ATHEX Select Index Plus	4,181.77 #	4,175.86	5.91	0.14%	4,158.62	4,195.09	3,071.06	4,281.85	36.17% #
ATHEX Select Index	5,968.63 #	5,909.29	59.34	1.00%	5,889.85	5,968.63	4,343.88	6,290.95	37.40% #
FTSE/Athex Market Index	709.43 €	709.49	-0.06	-0.01%	705.08	714.98	539.21	739.78	31.53% #
Athex Composite Index Total Return Index	2,218.62 #	2,211.37	7.25	0.33%	2,204.75	2,231.53	1,641.17	2,284.38	35.19% #
FTSE/Athex Large Cap Total Return	4,862.03 #	4,853.84	8.19	0.17%			3,623.42	5,029.46	35.02% #
FTSE/Athex Mid Cap Total Return	2,550.78 #	2,545.11	5.67	0.22%			1,881.61	2,605.39	37.31% #
Hellenic Mid & Small Cap Index	1,797.71 €	1,800.05	-2.34	-0.13%	1,788.84	1,804.97	1,365.14	1,858.99	31.69% #
FTSE/Athex Banks	961.00 #	953.14	7.86	0.82%	942.45	972.30	640.09	1,038.96	50.02% #
FTSE/Athex Financial Services	1,200.77 #	1,184.71	16.06	1.36%	1,166.18	1,200.77	672.72	1,375.02	75.19% #
FTSE/Athex Industrial Goods & Services	7,185.30 €	7,385.57	-200.27	-2.71%	7,141.96	7,385.79	4,603.86	7,589.36	54.91% #
FTSE/Athex Retail	1,246.91 €	1,247.46	-0.55	-0.04%	1,236.39	1,262.81	901.21	1,303.36	38.36% #
FTSE/ATHEX Real Estate	4,414.04 #	4,361.15	52.89	1.21%	4,333.28	4,448.73	3,750.22	4,524.65	8.37% #
FTSE/Athex Consumer Goods & Services	13,099.87 €	13,147.59	-47.72	-0.36%	13,048.73	13,591.09	8,974.47	14,429.52	43.05% #
FTSE/Athex Food & Beverage	10,012.14 €	10,121.39	-109.25	-1.08%	10,004.67	10,133.97	8,101.49	11,188.59	18.26% #
FTSE/Athex Basic Resources	8,912.18 #	8,742.23	169.95	1.94%	8,603.12	8,920.93	6,463.31	9,456.60	37.33% #
FTSE/Athex Construction & Materials	4,318.10 #	4,301.63	16.47	0.38%	4,282.65	4,330.75	3,204.90	4,437.58	34.73% #
FTSE/Athex Energy	5,363.36 #	5,336.97	26.39	0.49%	5,299.36	5,393.38	4,780.16	5,856.79	6.63% #
FTSE/Athex Travel & Leisure	2,797.47 #	2,796.84	0.63	0.02%	2,783.47	2,849.74	2,196.17	2,925.32	26.17% #
FTSE/Athex Technology	2,607.89 €	2,611.61	-3.72	-0.14%	2,583.25	2,631.17	2,047.81	2,703.32	26.95% #
FTSE/Athex Telecommunications	4,217.72 #	4,164.55	53.17	1.28%	4,164.55	4,226.12	3,511.53	4,391.80	3.59% #
FTSE/Athex Utilities	5,740.98 €	5,750.38	-9.40	-0.16%	5,722.85	5,833.16	4,598.77	6,025.34	24.84% #
FTSE/Athex Health Care	416.16 #	390.71	25.45	6.51%	387.42	417.25	387.42	469.84	-0.65% €
FTSE/Athex Personal Products	7,426.70 #	7,298.84	127.86	1.75%	7,250.23	7,426.70	6,441.87	7,905.24	12.42% #
Athex All Share Index	290.60 #	290.33	0.27	0.09%	290.60	290.60	231.11	301.05	26.22% #
MSCI GREECE REBASED	4,729.76 €	4,731.10	-1.34	-0.03%	4,694.46	4,776.72	4,125.04	4,962.49	--- -
Hellenic Corporate Bond Index	123.97 #	123.97	0.01	0.01%			118.78	124.10	4.19% #
Hellenic Corporate Bond Price Index	88.24 €	88.26	-0.02	-0.02%			85.96	88.53	2.34% #

Note 1: FTSE/Med 100, Hellenic Corporate Bond Price Index and Hellenic Corporate Bond Index closing prices refer to the previous trading day of 23/06/2023.

Note 2: The Hellenic Mid & Small Cap Index is a Customized index calculated by the Athens Exchange.

Analytic Figures for Athex Market's Boards and Categories

	Total Traded Securities	Main Market	Surveillance	Exchange Traded Funds (ETFs)
Totals	125	114	10	1
Gain / Lose / Same:	54 / 44 / 27	48 / 44 / 22	5 / 0 / 5	1 / 0 / 0
Athex Capitalisation (mill. €) **	83,180.18	82,806.29	373.89	
Daily Average Trans/ons Value(thou.€)	109,279.38	109,028.18	245.27	57.79
Transactions Value	95,893.62	94,867.59	94.79	931.24
Main Board:	68,101.11	67,075.09	94.79	931.24
Blocks Board 6_2_3:	27,792.51	27,792.51	0.00	0.00
Forced Sales Board:	0.00	0.00	0.00	0.00
Special Terms Board:	0.00	0.00	0.00	0.00
Daily Average Transactions Volume	39,409,775	38,334,056	1,081,680	2,056
Transactions Volume	32,047,792	31,745,055	272,187	30,550
Main Board:	20,263,191	19,960,454	272,187	30,550
Blocks Board 6_2_3:	11,784,601	11,784,601	0	0
Forced Sales Board:	0	0	0	0
Special Terms Board:	0	0	0	0
Daily Average Number of Trades	36,392	36,152	237	3
Number of Trades	29,520	29,381	134	5
Main Board:	29,500	29,361	134	5
Blocks Board 6_2_3:	20	20	0	0
Forced Sales Board:	0	0	0	0
Special Terms Board:	0	0	0	0

Trading Details by Athex Sectors and Financial Instruments (ETFs)

Code	Sectors	Gain / Lose / Same	Number of Trades	Transactions Volume	Transactions Value	% of Total Trans. Value
3010	- Banks	4 / 2 / 0	10,015	26,173,945	48,551,256.93	50.63%
5510	- Basic Resources	9 / 3 / 2	1,238	389,692	1,383,421.61	1.44%
5010	- Construction & Materials	6 / 4 / 5	1,833	791,700	2,112,087.26	2.20%
4020	- Consumer Products & Services	3 / 2 / 2	1,310	200,952	3,441,083.28	3.59%
6010	- Energy	3 / 1 / 0	1,956	277,081	3,919,758.20	4.09%
12000	- Financial Instruments	1 / 0 / 0	5	30,550	931,238.00	0.97%
3020	- Financial Services	2 / 0 / 3	742	416,872	2,007,866.16	2.09%
4510	- Food Beverage & Tobacco	1 / 4 / 2	313	39,661	713,312.42	0.74%
2010	- Health Care	1 / 2 / 0	242	320,662	198,147.28	0.21%
5020	- Industrial Goods & Services	6 / 8 / 5	2,500	496,843	6,932,082.60	7.23%
3030	- Insurance	0 / 0 / 1	57	6,861	27,484.26	0.03%
4030	- Media	1 / 0 / 1	10	20,218	10,953.32	0.01%
4520	- Personal Care, Drug & Grocery Stores	2 / 1 / 0	153	101,161	692,179.21	0.72%
3510	- Real Estate	4 / 4 / 1	901	248,271	1,213,527.94	1.27%
4040	- Retail	2 / 4 / 0	296	70,853	264,770.74	0.28%
1010	- Technology	3 / 4 / 3	916	242,223	938,530.06	0.98%
1510	- Telecommunications	2 / 0 / 0	1,433	463,036	6,957,052.34	7.25%
4050	- Travel & Leisure	3 / 2 / 1	2,354	645,130	5,873,914.97	6.13%
6510	- Utilities	1 / 3 / 1	3,246	1,112,081	9,724,954.57	10.14%

Top 10 best & worst performing Shares

Main Market					
With positive Price change	Closing price	change	With negative Price change	Closing price	change
LAVIPHARM SA (CR)	0.624	8.33% #	MYTILINEOS (CR)	31.5	-3.08% €
VIOHALCO SA/NV (CB)	5.95	3.66% #	BIOKARPET S.A.(CR)	2.34	-2.50% €
AVAX S.A. (CR)	1.246	3.32% #	KEKROPS SA (CR)	1.2	-2.44% €
KORDELLOS BROS SA (CR)	0.646	2.87% #	AEGEAN AIRLINES (CR)	10.12	-2.32% €
ATTICA BANK S.A. (CR)	13	2.85% #	IKTINOS HELLAS SA (CR)	0.566	-1.57% €
MOTODYNAMICS S.A. (CR)	3.2	2.56% #	LOULIS FOOD (CR)	2.75	-1.43% €
AVE (CR)	0.542	2.26% #	QUEST HOLDINGS (CR)	5.97	-1.32% €
PIRAEUS FINANCIAL HOLD (CR)	2.728	2.10% #	ENTERSOFT (CR)	4.94	-1.20% €
ELLAKTOR (CR)	2.24	2.05% #	ADMIE (IPTO) HOLDING S.A. (CR)	2.15	-1.15% €
GR. SARANTIS S.A. (CR)	7.43	1.78% #	ELVALHALCOR (CR)	1.91	-1.14% €
With the highest Transactions Value	Value (thou. €)	change	With the highest Transactions Volume	Volume	change
ALPHA SERVICES HOLD (CR)	26,241.44	0.86% #	ALPHA SERVICES HOLD (CR)	17,912,389	0.86% #
NATIONAL BANK (CR)	8,950.24	1.65% #	EUROBANK HOLDINGS (CR)	3,811,475	-0.55% €
PIRAEUS FINANCIAL HOLD (CR)	7,712.37	2.10% #	PIRAEUS FINANCIAL HOLD (CR)	2,845,627	2.10% #
PPC (CR)	7,013.65	-0.42% €	NATIONAL BANK (CR)	1,597,384	1.65% #
OTE (CR)	6,952.79	1.27% #	PPC (CR)	724,886	-0.42% €
MYTILINEOS (CR)	5,774.32	-3.08% €	OTE (CR)	462,408	1.27% #
EUROBANK HOLDINGS (CR)	5,536.17	-0.55% €	HELLENIC EXCHANGES-A.S.E. (CR)	409,178	1.36% #
OPAP (CR)	4,238.29	0.32% #	LAVIPHARM SA (CR)	316,239	8.33% #
JUMBO SA (CR)	3,229.52	-0.43% €	OPAP (CR)	269,763	0.32% #
MOTOR OIL (CR)	2,755.55	0.69% #	INTRAKAT (CR)	257,528	0.00% -

Note: Stocks that are not included in the "Under Supervision" category, and the transactions value is more than 10,000 €.

Derivatives Summary

	Number of Trades	Volume	Open Interest
Index Futures	209	805	5,765
FTSE/Athex Banks	22	94	1,140
FTSE/Athex Large Cap	184	650	4,415
MSCI GREECE REBASED	3	61	210
Stock Futures	1,471	29,168	431,735
ADMIE (IPTO) HOLDING S.A. (CR)	48	493	14,816
AEGEAN AIRLINES (CR)	32	171	5,819
ALPHA SERVICES HOLD (CR)	365	16,597	188,815
AUTOHELLAS SA (CR)	9	30	101
AVAX S.A. (CR)	0	0	734
CC HBC AG (CR)	20	45	1,602
CENERGY HOLDINGS (CB)	26	120	6,216
ELLAKTOR (CR)	4	11	541
ELVALHALCOR (CR)	13	48	1,804
EUROBANK HOLDINGS (CR)	100	4,280	31,360
EYDAP S.A. (CR)	14	49	835
FOURLIS (CR)	2	8	1,342
GEK TERNA (CR)	11	23	7,418
HELLENIC EXCHANGES-A.S.E. (CR)	55	353	5,773
HELLENIQ ENERGY (CR)	12	40	1,050
INTRACOM HOLDINGS (CR)	19	53	3,044
INTRAKAT (CR)	23	263	9,542
JUMBO SA (CR)	2	3	211
LAMDA DEVELOPMENT SA (CR)	10	11	4,918
MIG (CR)	1	1	64
MOTOR OIL (CR)	14	37	1,324
MYTILINEOS (CR)	63	142	2,346
NATIONAL BANK (CR)	117	995	15,732
OPAP (CR)	13	55	1,836
OTE (CR)	29	230	11,591
P.P.A. S.A. (CR)	0	0	321
PIRAEUS FINANCIAL HOLD (CR)	213	4,076	70,302
PPC (CR)	159	558	25,343
QUEST HOLDINGS (CR)	5	12	136
TERNA ENERGY (CR)	37	185	11,276
TITAN CEMENT (CB)	3	4	347
VIOHALCO SA/NV (CB)	52	275	5,176
Index Options	2	32	924
FTSE/Athex Large Cap	2	32	924
Stock Options	0	0	586
ALPHA SERVICES HOLD (CR)	0	0	14
NATIONAL BANK (CR)	0	0	293
OPAP (CR)	0	0	91
OTE (CR)	0	0	31
PIRAEUS FINANCIAL HOLD (CR)	0	0	5
PPC (CR)	0	0	152
Total Derivatives Traded	1,682	30,005	439,010

Number of Outstanding Securities	Nominal Value	Dividends [1]			Date of Last Coupon		Note	Shares	Closing price	% change	Previous closing price/date	Open price	Price min	Price max	Last price	Avg price	Last Bid [7]	Last Ask [7]	P/E after tax	Year	Volume	Trades	Transactions Value[8]	Company Mkt Value (thou. €)	Year low	Year high	Sector[4]	
		2020	2021	2022	Dividend [2]	Right																						
Main Market - High Liquidity Class																												
2,348,908,567	0.290	---	---	---	07/04/2008	18/04/2017	---	ALPHA SERVICES HOLD (CR)	1.47	0.86 P	1.4575	26/06/2023	1.4645	1.428	1.488	1.47	1.465	10000@1.47	3901@1.47	---	---	17,912,389	3,445	26,241,439.28	3,452,895.59	1.0015	1.6085	30101010
45,033,921	0.050	---	---	---	04/06/2008	27/03/2023	---	ATTICA BANK S.A. (CR)	13	2.85 P	12.64	26/06/2023	12.64	12.64	13	13	12.978	40@12.70	4125@13.00	---	---	1,749	28	22,698.88	585,440.97	10.62	48.75	30101010
18,176,934	1.00	---	---	---		27/01/2023	---	AUSTRIACARD (CB)	14.3	---	14.3	26/06/2023	14.2	14	14.5	14.3	14.185	1080@14.00	153@14.30	---	---	16,996	156	241,094.80	259,930.16	10.4	15.4	10101010
48,624,764	0.080	0.23	0.46	0.65	24/04/2023	05/12/2022	---	AUTOHELLAS SA (CR)	13.4	0.15 P	13.38	26/06/2023	13.08	13.08	13.6	13.4	13.273	183@13.40	5@13.58	---	---	12,959	196	172,000.76	651,571.84	10.06	14.76	40201040
190,162,681		---	---	0.05	19/06/2023	07/12/2016	---	CENERGY HOLDINGS (CB)	6	-0.66 E	6.04	26/06/2023	6.04	5.99	6.1	6	6.023	806@5.99	843@6.00	---	---	124,394	413	749,168.85	1,140,976.09	3.015	6.34	50202010
372,553,049	6.70	0.64	0.71	0.78	25/05/2023	29/04/2013	---	CC HBC AG (CR)	26.7	-1.11 E	27	26/06/2023	27	26.68	27.03	26.7	26.828	198@26.70	1@26.72	---	---	23,578	224	632,554.28	9,947,166.41	21.54	29.91	45101020
3,710,677,508	0.220	---	---	---	02/05/2008	20/05/2019	---	EUROBANK HOLDINGS (CR)	1.442	-0.55 E	1.45	26/06/2023	1.4425	1.43	1.479	1.442	1.453	6424@1.44	1600@1.45	---	---	3,811,475	2,280	5,536,168.90	5,350,796.97	1.0495	1.72	30101010
52,131,944	1.00	---	0.1102	---	30/06/2022	23/07/2019	---	FOURLIS (CR)	4.5	-0.77 E	4.535	26/06/2023	4.525	4.49	4.59	4.5	4.531	30@4.48	5139@4.53	---	---	38,961	158	176,548.58	234,593.75	3.26	4.75	40401010
305,635,185	2.18	0.1	0.1	0.3	11/01/2023	01/10/2003	---	HELLENIQ ENERGY (CR)	8.21	-0.12 E	8.22	26/06/2023	8.25	8.17	8.31	8.21	8.227	2291@8.20	88@8.25	---	---	137,485	785	1,131,067.96	2,509,264.87	6.93	8.68	60101020
83,600,000	0.880	---	---	---	03/07/2007	23/09/2022	---	INTRACOM HOLDINGS (CR)	1.998	0.40 P	1.99	26/06/2023	1.974	1.974	2.02	1.998	1.99	20@1.98	2568@2.00	---	---	36,561	124	72,761.51	167,032.80	1.678	2.195	10101010
160,523,985	0.300	---	---	---	12/08/2008	30/12/2022	---	INTRAKAT (CR)	2.1	---	2.1	26/06/2023	2.08	2.07	2.12	2.1	2.092	2000@2.08	9438@2.10	---	---	257,528	416	538,695.19	337,100.37	1.366	2.19	50101010
136,059,759	0.880	0.77	0.77	---	21/03/2023	05/03/2014	---	JUMBO SA (CR)	23.16	-0.43 E	23.26	26/06/2023	24.14	23.1	24.14	23.16	23.244	709@23.16	3000@23.38	---	---	138,942	1,014	3,229,524.56	3,151,144.02	15.61	25.64	40203045
176,736,715	0.300	---	---	---	30/05/2007	27/11/2019	---	LAMDA DEVELOPMENT SA (CR)	6.605	1.54 P	6.505	26/06/2023	6.52	6.435	6.68	6.605	6.6	400@6.60	21@6.63	---	---	137,423	602	906,993.60	1,167,346.00	5.505	6.78	35101010
31,317,025	0.400	---	---	---	26/04/2007	10/05/2023	---	MIG (CR)	4.02	1.77 P	3.95	26/06/2023	3.87	3.87	4.11	4.02	4.041	5@4.02	857@4.02	---	---	3,789	55	15,310.73	125,894.44	0.987	8.4	30202000
107,222,688	0.440	---	(0.5667)	0.2	20/06/2023	16/03/2022	---	QUEST HOLDINGS (CR)	5.97	-1.32 E	6.05	26/06/2023	6.05	5.93	6.13	5.97	6.004	633@5.93	103@5.97	---	---	37,460	159	224,892.96	640,119.45	4.655	6.58	10101010
78,325,475		---	---	---		23/07/2019	---	TITAN CEMENT (CB)	17.08	0.59 P	16.98	26/06/2023	16.98	16.88	17.12	17.08	17.016	6@17.02	514@17.10	---	---	33,821	318	575,512.22	1,337,799.11	12.04	17.22	50101030
259,189,761		0.02	0.1	0.12	19/06/2023	26/02/2016	---	VIOHALCO S/ANV (CB)	5.95	3.66 P	5.74	26/06/2023	5.74	5.62	5.95	5.95	5.795	100@5.90	303@5.95	---	---	165,585	582	959,567.94	1,542,179.08	3.995	6.34	55102015
144,321,516	0.300	---	---	0.07	19/06/2023	22/01/2020	---	AVAX S.A. (CR)	1.246	3.32 P	1.206	26/06/2023	1.226	1.194	1.254	1.246	1.224	85@1.24	13234@1.25	---	---	157,715	292	193,080.90	179,824.61	0.748	1.308	50101010
232,000,000	2.12	0.1069	0.0854	0.0682	29/08/2022	19/06/2017	---	ADMIE (IPTO) HOLDING S.A. (CR)	2.15	-1.15 E	2.175	26/06/2023	2.18	2.15	2.195	2.15	2.167	329@2.15	2000@2.18	17.14	2022	248,509	449	538,422.12	498,800.00	1.64	2.285	65101015
90,167,100	0.500	---	---	---	03/06/2019	24/05/2021	---	AEGEAN AIRLINES (CR)	10.12	-2.32 E	10.36	26/06/2023	10.24	10.1	10.46	10.12	10.307	485@10.12	1700@10.26	---	---	133,656	720	1,377,581.92	912,491.05	5.27	10.94	40501010
103,423,291	0.570	---	---	---	01/08/2011	06/09/2022	---	GEK TERNA (CR)	14.12	-0.14 E	14.14	26/06/2023	14.16	14	14.2	14.12	14.13	39@14.10	341@14.12	---	---	30,359	331	428,983.48	1,460,336.87	10.42	14.7	50101010
382,000,000	2.48	---	---	---	20/07/2015	12/12/2001	---	PPC (CR)	9.585	-0.42 E	9.625	26/06/2023	9.645	9.55	9.83	9.585	9.676	6414@9.58	345@9.70	---	---	724,886	2,043	7,013,650.95	3,661,470.00	6.6	10.32	65101015
914,715,153	1.00	---	---	---	16/05/2008	29/08/2018	---	NATIONAL BANK (CR)	5.66	1.65 P	5.568	26/06/2023	5.568	5.52	5.694	5.66	5.603	1666@5.64	11495@5.66	---	---	1,597,384	2,039	8,950,242.49	5,177,287.77	3.746	6.3	30101010
375,241,586	0.390	0.01	0.03	0.06	26/06/2023	14/07/2006	---	ELVALHALCOR (CR)	1.91	-1.14 E	1.932	26/06/2023	1.912	1.9	1.938	1.91	1.911	600@1.91	400@1.92	---	---	162,517	418	310,642.30	716,711.43	1.52	2.08	55102015
348,192,005	0.040	---	---	---	05/07/2011	16/07/2021	---	ELLAKTOR (CR)	2.24	2.05 P	2.195	26/06/2023	2.195	2.195	2.26	2.24	2.23	87@2.21	2058@2.24	---	---	64,277	144	143,343.64	779,950.09	1.706	2.455	50101010
60,348,000	0.420	0.07	0.1515	0.1565	14/06/2023	04/08/2021	---	HELLENIC EXCHANGES-A.S.E. (CR)	4.86	1.36 P	4.795	26/06/2023	4.8	4.72	4.86	4.86	4.805	10000@4.85	670@4.87	---	---	409,178	641	1,966,169.25	293,291.28	3.09	5.3	30202015
106,500,000	0.600	---	0.28	---	05/09/2022	13/09/2021	---	EYDAP S.A. (CR)	6.65	---	6.65	26/06/2023	6.62	6.54	6.65	6.65	6.589	804@6.59	29@6.67	---	---	42,334	311	278,925.45	708,225.00	6.06	7.34	65102030
110,782,980	0.750	---	0.9054	1.6299	26/06/2023	04/11/2013	---	MOTOR OIL (CR)	23.18	0.69 P	23.02	26/06/2023	23.02	22.82	23.32	23.18	23.103	74@23.16	115@23.18	---	---	119,273	1,103	2,755,552.06	2,567,949.48	20.84	25.82	60101020
142,891,161	0.970	0.378	0.4341	1.24	27/06/2023	07/07/2017	---	MYTILINEOS (CR)	31.5	-3.08 E	32.5	26/06/2023	31.3	31.26	31.66	31.5	31.5	565@31.48	129@31.52	---	---	183,313	1,602	5,774,321.66	4,501,071.57	19.94	33.48	50203000
25,000,000	2.00	0.4	0.628	---	25/07/2022	08/08/2003	---	P.P.A. S.A. (CR)	20.4	---	20.4	26/06/2023	20.55	20.35	20.6	20.4	20.467	118@20.40	84@20.55	9.64	2022	2,982	38	61,031.15	510,000.00	15.86	21	50206060
370,062,741	0.300	0.55	0.6	1	06/06/2023	19/06/2023	---	OPAP (CR)	15.59	0.32 P	15.54	26/06/2023	15.6	15.45	15.87	15.59	15.711	3459@15.58	517@15.61	---	---	269,763	1,537	4,238,294.36	5,769,278.13	13.0232	16.9242	40501020
433,664,596	2.83	0.6879	0.8231	---	01/07/2022	18/06/1998	---	OTE (CR)	15.1	1.27 P	14.91	26/06/2023	14.99	14.93	15.13	15.1	15.036	320@15.08	251@15.12	---	---	462,408	1,416	6,952,787.04	6,548,335.40	12.57	15.73	15102015
1,250,367,223	0.930	---	---	---	16/05/2008	14/04/2021	---	PIRAEUS FINANCIAL HOLD (CR)	2.728	2.10 P	2.672	26/06/2023	2.672	2.642	2.74	2.728	2.71	5696@2.72	7270@2.74	---	---	2,845,627	2,154	7,712,367.43	3,411,001.78	1.43	3.04	30101010
4																												

Number of Outstanding Securities	Nominal Value	Dividends [1]			Date of Last Coupon		Note	Shares	Closing price	% change	Previous closing price/date		Open price	Price min	Price max	Last price	Avg price	Last Bid [7]	Last Ask [7]	P/E after tax	Year	Volume	Trades	Transactions Value[8]	Company Mkt Value (thou. €)	Year low	Year high	Sector[4]	
		2020	2021	2022	Dividend [2]	Right																							
Main Market - Medium Liquidity Class																													
13,126,020	0.660	0.0837	0.1163	---	22/06/2022	04/09/2020	---	AS COMPANY SA (CR)	2.4	-0.83	€	2.42	26/06/2023	2.41	2.4	2.49	2.4	2.406	200@2.35	755@2.40	---	---	6,465	20	15,556.60	31,502.45	2.02	2.49	40401030
3,114,144	0.360	0.1558	0.3427	0.2304	29/05/2023	02/06/2020	---	ALPHA TRUST (CR)	6.1	---	↘	6.1	26/06/2023	6.1	6.05	6.15	6.15	6.1	100@5.55	100@7.80	---	---	614	14	3,745.10	18,996.28	4.32	6.3	30202010
14,000,000	4.15	---	3.42	---	14/09/2022	29/06/1999	---	ALPHA REAL ESTATE SA(CR)	8	0.25	⬇	7.98	26/06/2023	7.98	7.98	8.14	8	7.999	25@7.92	10@8.08	---	---	1,400	9	11,198.84	112,000.00	6.68	9.22	35101015
215,805,843	0.300	0.05	---	---	30/12/2021	15/11/2022	---	ATTICA HOLDINGS (CR)	2.58	---	↘	2.58	26/06/2023	2.58	2.58	2.59	2.58	2.58	15815@2.58	26735@2.59	---	---	68,830	21	177,591.10	556,779.07	1.865	2.62	40501015
151,654,947	0.040	---	---	---	01/07/2008	21/02/2020	---	AVE (CR)	0.542	2.26	⬇	0.53	26/06/2023	0.54	0.54	0.542	0.542	0.542	100@0.510	9950@0.546	---	---	20,200	5	10,948.00	82,196.98	0.506	0.586	40301010
35,764,593	2.10	0.06	0.075	0.1046	02/05/2023	25/11/2019	---	BRIQ PROPERTIES (CR)	1.96	-0.51	€	1.97	26/06/2023	1.98	1.95	1.98	1.96	1.963	5560@1.96	999@2.00	---	---	20,600	27	40,433.24	70,098.60	1.9	2.11	35102030
101,123,806	0.360	---	---	---	22/07/2010	28/06/2011	---	CENTRIC HOLDINGS (CR)	0.322	0.94	⬇	0.319	26/06/2023	0.314	0.314	0.327	0.322	0.32	1000@0.312	4986@0.322	---	---	25,588	35	8,177.26	32,561.87	0.263	0.349	40203040
784,500	10.00	---	0.3	---	24/05/2022	31/07/2018	---	CNL CAPITAL (CR)	6.8	---	↘	6.8	26/06/2023	6.8	6.8	6.8	6.8	6.8	100@6.80	100@6.90	-(6)-	2022	2	1	13.60	5,334.60	6.5	8	30202010
10,246,800	0.300	---	---	---	06/10/2005	13/02/2002	---	CPI SA (CR)	0.626	---	↘	0.626	26/06/2023	---	---	---	---	---	400@0.590	58@0.634	---	---	---	---	---	6,414.50	0.548	0.722	10102030
18,680,300	0.050	---	---	---	06/07/2022	---	---	DIMAND (CR)	12.95	0.78	⬇	12.85	26/06/2023	13.05	12.85	13.05	12.95	12.952	40@12.70	7173@12.95	---	---	11,978	66	155,144.25	241,909.89	11	14.9	35101010
54,200,000	0.075	---	0.035	---	19/07/2022	23/11/2021	---	EPSILON NET (CR)	8	-0.25	€	8.02	26/06/2023	7.91	7.9	8	8	7.917	100@7.90	399@8.00	---	---	2,381	21	18,849.48	433,600.00	6.2	8.36	10101015
40,134,921	0.400	---	---	---	30/08/1993	26/06/2023	---	IDEAL HOLDINGS (CR)	5.04	1.21	⬇	4.98	26/06/2023	5	4.96	5.07	5.04	5.011	129@5.00	500@5.05	---	---	17,554	113	87,969.36	202,280.00	3.38	5.36	10102030
167,868,482	0.300	---	---	---	20/08/2007	28/11/2022	---	LAVIPHARM SA (CR)	0.624	8.33	⬇	0.576	26/06/2023	0.576	0.57	0.626	0.624	0.602	3632@0.624	1000@0.626	---	---	316,239	200	190,376.00	104,749.93	0.366	0.66	20103015
4,740,000	0.860	---	---	---	14/03/2003	---	---	LOGISMOS S.A. (CR)	1.09	---	↘	1.09	26/06/2023	1.09	1.09	1.09	1.09	1.09	1000@1.02	1000@1.08	-(6)-	2022	1,000	1	1,090.00	5,166.60	0.91	1.1	10101015
17,120,280	0.940	0.06	0.06	---	27/06/2022	26/06/2023	---	LOULIS FOOD (CR)	2.75	-1.43	€	2.79	26/06/2023	2.79	2.72	2.82	2.75	2.766	20@2.75	300@2.81	---	---	6,260	28	17,316.52	47,080.77	2.38	3.12	45102020
4,419,616	1.58	---	---	0.1131	01/03/2023	04/03/2015	---	MEDICON S.A (CR)	3.6	-1.10	€	3.64	26/06/2023	3.6	3.6	3.6	3.6	3.6	60@3.50	1180@3.60	---	---	280	1	1,008.00	15,910.62	3.45	4.15	20102010
468,700	2.24	3.42	---	---	03/05/2022	21/05/2004	---	MERMEREN KOMB. A.D. PR. (GDR)	38	1.06	⬇	37.6	26/06/2023	38	38	38.4	38	38.078	36@37.00	25@38.20	1.27	2022	98	7	3,731.60	17,810.60	31	59	55102000
10,500,000	0.950	---	---	---	24/06/2008	22/07/2022	---	MEVACO SA (CR)	4	-0.99	€	4.04	26/06/2023	3.98	3.9	4.02	4	3.947	725@3.92	66@4.00	13.26	2022	7,432	37	29,333.68	42,000.00	2.52	4.2	55102015
87,127,162	0.500	---	---	---	08/06/2023	28/07/2021	---	PREMA (CR)	1.23	-1.13	€	1.244	26/06/2023	1.246	1.228	1.258	1.23	1.237	6000@1.22	1000@1.24	---	---	55,109	148	68,143.50	107,166.41	1.07	1.36	35102000
24,377,795	0.230	---	---	---	27/06/2022	08/06/2022	---	PROFILE SA (CR)	4.05	1.25	⬇	4	26/06/2023	4	3.97	4.07	4.05	4.013	410@4.00	38@4.05	---	---	36,169	140	145,131.22	98,730.07	2.575	4.35	10101010
27,345,120	0.280	---	---	---	18/07/2005	26/02/2014	---	QUALITY & RELIABILITY SA (CR)	0.724	-0.55	€	0.728	26/06/2023	0.728	0.698	0.728	0.724	0.706	55@0.710	1213@0.724	---	---	64,279	87	45,390.67	19,797.87	0.465	0.764	10101010
6,456,530	1.08	0.0804	0.12	---	14/07/2022	02/08/2010	---	SPACE HELLAS SA (CR)	6.8	1.80	⬇	6.68	26/06/2023	6.72	6.72	6.96	6.8	6.792	25@6.74	39@6.80	---	---	628	17	4,265.30	43,904.40	5.28	7.28	15101010
17,190,046	0.290	---	---	---	16/11/1992	30/11/2022	---	UNIBIOS (CR)	0.8	2.56	⬇	0.78	26/06/2023	0.78	0.78	0.8	0.8	0.791	950@0.784	516@0.800	---	---	7,768	23	6,145.32	13,752.04	0.558	0.89	50204000
32,413,681	0.370	---	---	---	15/07/2009	11/05/2000	---	ALUMIL (CR)	2.67	0.76	⬇	2.65	26/06/2023	2.68	2.58	2.69	2.67	2.622	2@2.68	100@2.69	---	---	18,368	90	48,160.95	86,544.53	1.986	2.82	55102035
3,534,269	3.44	(0.4452)	0.8907	---	22/05/2023	19/07/2022	---	ANDROMEDA SA (CR)	6.96	---	↘	6.96	26/06/2023	7	6.8	7	6.96	6.88	16@6.82	222@6.96	---	2022	3,289	31	22,627.48	24,598.51	5.9	7.3	30204000
18,810,000	0.400	---	---	---	08/07/2010	14/11/2007	---	VARVERIS - MODA BAGNO SA (CR)	0.7	2.94	⬇	0.68	26/06/2023	0.69	0.69	0.715	0.715	0.701	500@0.685	499@0.690	---	---	2,000	9	1,402.94	13,167.00	0.6	0.8	40401025
23,986,500	1.05	---	---	---	26/06/2009	15/03/2000	---	BIOKARPET S.A.(CR)	2.34	-2.50	€	2.4	26/06/2023	2.26	2.26	2.4	2.34	2.287	500@2.30	484@2.34	---	---	12,713	43	29,078.16	56,128.41	1.5	2.7	50101035
6,325,000	0.600	---	0.19	---	04/07/2022	17/02/2014	---	VOYATZOGLOU (CR)	2.46	-1.60	€	2.5	26/06/2023	2.56	2.44	2.56	2.46	2.464	250@2.40	1825@2.52	---	---	3,724	9	9,177.24	15,559.50	1.97	2.76	50205010
24,060,000	0.300	0.035	0.055	0.075	25/04/2023	01/07/2019	---	GEN. COMMERCIAL & IND.SA (CR)	1.4	-0.36	€	1.405	26/06/2023	1.405	1.38	1.41	1.4	1.396	10@1.38	1980@1.40	8.66	2022	996	14	1,390.08	33,684.00	1.175	1.495	50205010
15,878,748	0.480	---	---	---	10/07/2006	22/03/2004	---	DOMIKI KRITIS SA (CR)	0.992	---	↘	0.992	26/06/2023	1.005	0.972	1.015	0.992	0.994	300@0.972	134@0.992	---	---	43,835	53	43,571.12	15,751.72	0.71	1.015	50101010
34,720,000	0.310	---	---	---	16/06/2010	01/08/2007	---	DROMEAS SA (CR)	0.357	3.48	⬇	0.345	26/06/2023	0.363	0.346	0.363	0.357	0.352	1300@0.355	500@0.358	---	---	10,500	9	3,695.40	12,395.04	0.3	0.389	40202015
13,673,200	0.880	---	---	---	18/07/2008	26/07/2001	---	EVROFARMA SA (CR)	0.835	-6.70	€	0.895	26/06/2023	0.855	0.835	0.855	0.835	0.843	100@0.825	100@0.850	---	---	1,920	14	1,617.60	11,417.12	0.684	0.92	45102020
11,250,000	0.520	---	0.0405	---	01/08/2022	09/11/2015	---	EKTER SA (CR)	1.69	---	↘	1.69	26/06/2023	1.68	1.68	1.72	1.69	1.702	700@1.69	500@1.71	---	---	30,100	66	51,233.65	19,012.50	1.33	1.89	50101010
18,410,839	1.00	0.027	0.262	---	24/08/2022	10/09/2010	---	ELASTRON (CR)	3.09	0.98	⬇	3.06	26/06/2023	3.1	3.01	3.1	3.09	3.033	20@3.06	170@3.09	---	---</							

Number of Outstanding Securities	Nominal Value	Dividends [1]			Date of Last Coupon Dividend [2]		Note	Shares	Closing price	% change	Previous closing price/date		Open price	Price min	Price max	Last price	Avg price	Last Bid [7]	Last Ask [7]	P/E after tax	Year	Volume	Trades	Transactions Value[8]	Company Mkt Value (thou. €)	Year low	Year high	Sector[4]
26,730,187	0.520	0.08	0.1	---	29/06/2022	01/08/2017	---	ELTON SA (CR)	2.85	1.42 P	2.81	26/06/2023	2.8	2.8	2.86	2.85	2.825	250@2.80	898@2.85	---	---	24,004	73	67,809.39	76,181.03	2.08	2.92	50205010
30,000,000	0.050	0.06	0.09	0.1	09/06/2023	11/06/2020	---	ENTERSOFT (CR)	4.94	-1.20 E	5	26/06/2023	5	4.82	5.1	4.94	4.933	1000@4.85	250@4.95	---	---	17,293	85	85,298.89	148,200.00	3.61	5.22	10101015
36,300,000	1.12	0.223	0.2186	---	14/09/2022	12/12/2007	---	THESSALONIKA WATER & SEWERAGE	3.57	-0.28 E	3.58	26/06/2023	3.55	3.5	3.58	3.57	3.538	100@3.55	8@3.57	---	---	2,953	32	10,447.65	129,591.00	3.21	3.78	65102030
14,833,480	0.300	---	---	---	02/06/2010	04/02/2022	---	EUROCONSULTANTS S.A. (CR)	0.726	-0.55 E	0.73	26/06/2023	0.746	0.726	0.746	0.726	0.729	217@0.720	384@0.736	---	---	7,471	35	5,447.48	10,769.11	0.576	0.786	50205020
86,735,980	0.310	---	---	---	06/07/2009	18/08/2022	---	ATHENS MEDICAL CENTER SA (CR)	1.62	-1.82 E	1.65	26/06/2023	1.67	1.605	1.68	1.62	1.632	600@1.61	90@1.63	---	---	4,143	41	6,763.28	140,512.29	1.375	1.8	20101025
114,320,400	0.100	---	0.01	---	26/11/2021	05/08/2019	---	IKTINOS HELLAS SA (CR)	0.566	-1.57 E	0.575	26/06/2023	0.579	0.56	0.58	0.566	0.564	1100@0.563	1739@0.566	---	---	60,791	100	34,295.92	64,705.35	0.4855	0.675	50101035
8,226,132	0.450	---	---	---	15/05/2009	13/10/2014	---	ILYDA S.A. (CR)	1.32	---	1.32	26/06/2023	1.32	1.255	1.32	1.32	1.281	150@1.28	69@1.32	8.45	2022	12,530	30	16,051.17	10,858.49	1.055	1.42	10101015
2,566,836	0.440	---	0.016	---	15/07/2022	09/01/2007	---	INTERWOOD-XYLEMPORIA (PR)	0.29	-7.64 E	0.314	26/06/2023	0.29	0.29	0.29	0.29	0.29	2349@0.304	---	---	---	1	1	0.29	11,065.38	0.192	0.42	50101020
34,986,430	0.440	---	---	---	25/07/2008	23/02/2010	---	INTERWOOD-XYLEMPORIA (CR)	0.295	1.03 P	0.292	26/06/2023	0.29	0.29	0.299	0.296	0.296	2000@0.288	1000@0.299	---	---	34,203	29	10,131.27	11,065.38	0.1975	0.321	50101020
18,567,912	0.590	0.12	0.12	---	06/07/2022	26/01/2021	---	INTERLIFE G.C.I.(CR)	4.05	---	4.05	26/06/2023	4.06	3.98	4.08	4.05	4.006	100@4.01	1134@4.05	---	2022	6,861	57	27,484.26	75,200.04	3.47	4.32	30302025
8,424,900	0.500	---	---	---	12/07/2010	04/07/2019	---	INTERTECH SA (CR)	1.11	1.37 P	1.095	26/06/2023	1.1	1.1	1.115	1.11	1.111	600@1.09	754@1.11	19.16	2022	12,128	12	13,472.78	9,351.64	0.92	1.25	50205010
19,804,134	0.150	---	---	---	01/07/2004	06/11/2017	---	KEKROPS SA (CR)	1.2	-2.44 E	1.23	26/06/2023	1.205	1.2	1.275	1.2	1.219	100@1.21	101@1.22	2.28	2022	17,700	33	21,581.66	23,764.96	0.903	1.4	35101010
40,219,218	0.260	---	---	---	29/08/2022	10/06/2019	---	KLOUKINAS - LAPPAS SA (CR)	0.984	0.41 P	0.98	26/06/2023	0.988	0.982	0.988	0.988	0.985	30000@0.980	7000@0.986	---	---	64,126	21	63,152.22	39,575.71	0.5	0.99	50101010
11,510,102	0.890	---	---	---	24/06/2005	06/10/1999	---	NAFPAKTOS TEXTILE (CR)	1.09	2.83 P	1.06	26/06/2023	1.09	1.09	1.09	1.09	1.09	37@1.06	242@1.08	---	---	1,000	2	1,090.00	12,546.01	0.91	1.23	55101020
21,224,340	0.420	0.0035	0.02	---	06/09/2022	25/04/2006	---	KORDELLOS BROS SA (CR)	0.646	2.87 P	0.628	26/06/2023	0.638	0.628	0.646	0.646	0.638	80@0.626	3240@0.646	5.68	2022	15,672	11	10,004.90	13,710.92	0.462	0.7	55102010
33,065,136	0.380	0.2	0.2001	---	18/08/2022	16/09/2013	---	KRI-KRI S.A. (CR)	8	1.52 P	7.88	26/06/2023	7.86	7.86	8	8	7.953	65@7.92	7315@8.00	83.31	2022	7,204	37	57,292.94	264,521.09	6.08	9.8	45102020
18,017,472	0.360	---	---	---	09/09/2022	28/08/2017	---	KTIMA KOSTAS LAZARIDIS SA (CR)	1.79	---	1.79	26/06/2023	1.69	1.69	1.79	1.79	1.723	20@1.72	10@1.79	---	---	110	6	189.50	32,251.27	1.55	1.81	45101015
7,595,160	0.600	---	---	---	10/09/2019	18/08/2010	---	KIRIAKOULIS SHIPPING SA (CR)	1.03	-2.83 E	1.06	26/06/2023	1	1	1.03	1.03	1.011	300@0.990	45@1.03	---	---	155	3	156.65	7,823.01	0.868	1.265	40501015
6,200,000	0.500	---	---	---	22/06/2010	01/11/1995	---	MINERVA KNITWEAR (CR)	0.48	-4.00 E	0.5	26/06/2023	0.482	0.48	0.482	0.48	0.48	1000@0.466	300@0.496	---	---	1,000	6	480.20	2,976.00	0.414	0.585	40204020
5,939,268	0.620	---	---	---	10/07/2003	03/01/2002	---	LANAKAM SA (CR)	0.94	-1.05 E	0.95	26/06/2023	0.92	0.9	0.94	0.94	0.906	---	87@0.940	---	---	827	6	748.95	5,582.91	0.716	1.16	40401020
9,819,370	0.500	---	---	---	14/08/2007	09/01/2004	---	MATHIOS REFRACTORY SA (CR)	1.1	0.92 P	1.09	26/06/2023	1.06	1.06	1.12	1.1	1.096	100@1.08	420@1.12	---	---	5,900	20	6,464.80	10,801.31	0.565	1.19	55101000
29,250,000	0.360	0.02	0.0401	0.0908	15/06/2023	25/04/2019	---	MOTODYNAMICS S.A. (CR)	3.2	2.56 P	3.12	26/06/2023	3.15	3.07	3.2	3.2	3.12	150@3.18	271@3.20	---	---	22,580	98	70,460.33	93,600.00	2.04	3.77	40401030
32,188,050	1.04	---	---	---	21/07/2008	20/01/2000	---	MOUZAKIS (CR)	0.71	---	0.71	26/06/2023	---	---	---	---	---	700@0.660	196@0.735	---	---	---	---	---	22,853.52	0.65	0.806	55101020
43,200,000	1.00	---	0.0824	---	07/09/2022	14/06/2022	---	MPLE KEDROS (CR)	2.53	1.20 P	2.5	26/06/2023	2.5	2.5	2.53	2.53	2.515	775@2.53	100@2.55	---	---	2,950	11	7,420.00	109,296.00	2.19	2.53	35102000
6,340,000	0.600	0.134	0.17	0.1	09/12/2022	12/01/2023	---	NAKAS MUSIC	2.7	-0.74 E	2.72	26/06/2023	2.62	2.62	2.98	2.7	2.667	15@2.70	84@2.98	---	---	20	5	53.34	17,118.00	2.16	2.98	40401030
10,080,000	3.00	1.42	1.5	1.45	11/05/2023	27/08/2001	---	TPA SA (CR)	24.3	-1.62 E	24.7	26/06/2023	24.7	24	24.7	24.3	24.336	2@24.10	174@24.30	---	---	162	12	3,942.40	244,944.00	22.7	26.3	50206060
4,971,466	1.46	---	---	---	04/07/2007	08/10/2003	---	PAIRIS SA (CR)	1.03	-2.83 E	1.06	26/06/2023	1.03	1.03	1.03	1.03	1.03	150@1.03	159@1.08	---	---	1,050	4	1,081.50	5,120.61	0.83	1.225	50203030
27,098,594	0.540	0.07	0.05	0.0401	22/05/2023	14/01/2021	---	PAPOUTSANIS (CR)	2.33	1.30 P	2.3	26/06/2023	2.36	2.29	2.36	2.33	2.32	200@2.29	182@2.33	21.04	2022	331	12	768.02	63,139.72	2.23	2.51	45201020
7,070,400	0.930	0.1081	0.3242	---	17/06/2022	06/05/2016	---	PETROPOULOS PETROS (CR)	8.44	0.48 P	8.4	26/06/2023	8.48	8.4	8.5	8.44	8.446	100@8.38	5000@8.42	---	---	5,470	19	46,199.50	59,674.18	5.9	8.68	50206015
21,912,599	0.300	---	---	0.048	18/05/2023	23/02/2007	---	REVOIL (CR)	1.52	1.33 P	1.5	26/06/2023	1.52	1.48	1.52	1.52	1.498	787@1.50	286@1.52	---	---	17,182	48	25,735.22	33,307.15	1.21	1.6	60101020
13,582,223	1.35	---	---	---	24/06/2008	02/02/2016	---	SIDMA STEEL (CR)	2.77	1.47 P	2.73	26/06/2023	2.76	2.71	2.82	2.77	2.761	250@2.62	880@2.77	---	---	2,198	26	6,068.74	37,622.76	1.85	2.94	55102010
40,693,350	5.00	---	---	---	03/07/2006	26/05/2015	---	TECHNICAL OLYMPIC SA (CR)	2.49	---	2.49	26/06/2023	2.46	2.44	2.49	2.49	2.456	1030@2.45	1094@2.49	---	---	11,063	48	27,169.55	101,326.44	1.76	2.7	40202010
3,048,000	0.300	---	---	---	06/07/2007	01/06/2021	---	TZIRAKIAN PROFIL (CR)	2	-1.96 E	2.04	26/06/2023	2.05	1.99	2.05	2	1.998	150@1.97	150@2.06	35.03	2022	1,805	13	3,606.75	6,096.00	1.755	2.22	55102010
10,203,575	0.730	---	---	---	16/07/2007	18/10/1999	---	FIERATEX SA (CR)	0.444	---	0.444	26/06/2023	---	---	---	---	---	900@0.411	1500@0.438	---	2022	---	---	---	4,530.39	0.351	0.5	55101020
8,340,750	1.16	---	---	---	25/06/2009	17/09/2018	---	HAIDEMENOS SA (CR)	0.515	1.98 P	0.505	26/06/2023	0.535	0.486	0.535	0.515	0.517	5@0.515	400@0.530	---	2022	508	10	262.52	4,295.49	0.452	0.6	50205030
Main Market - Low Liquidity Class																												
11,869,224	0.540	0.087	0.136	---	04/07/2022	30/08/2019	---	FLEXOPACK SA (CR)	8.65	---	8.65	26/06/2023	9	9	9	9	9	258@8.45	99@8.85	---	---	10	1	90.00	102,668.79	7.45	9.45	50203030
10,500,000	4.00	0.37	0.29	0.3	16/05/2023	02/08/2016	---	INTERCONTINENTAL (CR)	6.5	---	6.5	26/06/2023	---	---	---	---	---	1000@6.20	1345@6.40	12.40	2022	---	---	---	68,250.00	6.2	6.85	35102000

Number of Outstanding Securities	Nominal Value	Dividends [1]			Date of Last Coupon		Note	Shares	Closing price	% change	Previous closing price/date		Open price	Price min	Price max	Last price	Avg price	Last Bid [7]	Last Ask [7]	P/E after tax	Year	Volume	Trades	Transactions Value[8]	Company Mkt Value (thou. €)	Year low	Year high	Sector[4]
2020	2021	2022	Dividend [2]	Right																								
57,434,884	1.31	---	---	---	05/06/2008	12/06/2009	---	REDS S.A. (CR)	2.3	-0.86 €	2.32	26/06/2023	2.3	2.3	2.32	2.32	2.302	263@2.33	100@2.41	---	---	1,100	3	2,532.00	132,100.23	2.26	3	35101010
152,360,643	0.500	0.01	0.02	0.03	23/06/2023	10/06/2020	---	TRASTOR REAL EST. INV. CO.(CR)	1.1	---	1.1	26/06/2023	---	---	---	---	---	2000@1.02	1715@1.10	---	---	---	---	---	167,596.71	0.965	1.14	35102000
15,300,000	0.300	---	---	---	30/07/2009	13/12/1999	---	ATTICA PUBLICATIONS SA (CR)	0.316	---	0.316	26/06/2023	0.29	0.29	0.328	0.328	0.296	485@0.300	498@0.316	---	---	18	5	5.32	4,834.80	0.236	0.39	40301030
15,000,000	0.300	---	---	---	06/07/2007	18/07/2000	---	DAIOS PLASTICS SA (CR)	3.22	---	3.22	26/06/2023	3.2	3.2	3.54	3.54	3.389	200@3.22	89@3.48	---	---	36	2	122.00	48,300.00	2.92	3.54	50203015
3,307,500	0.210	---	---	---	11/08/2010	30/11/2022	---	ELVE SA (CR)	4.78	---	4.78	26/06/2023	---	---	---	---	---	10@4.74	5@4.90	18.84	2022	---	---	---	15,809.85	4.54	5.2	40204020
2,760,000	11.83	9.4	11	11.8	14/06/2023	16/07/1990	---	KARELIA (CR)	336	-1.18 €	340	26/06/2023	340	336	340	336	336.364	5@334.00	10@350.00	---	---	11	3	3,700.00	927,360.00	288	356	45103010
6,700,000	0.800	0.179	0.047	---	24/08/2022	29/05/2014	---	MILLS KEPENOS (CR)	2.32	---	2.32	26/06/2023	---	---	---	---	---	600@2.22	341@2.44	17.14	2022	---	---	---	15,544.00	1.93	2.54	45102020
21,364,000	1.12	---	---	---	29/07/2019	08/03/2023	---	LAMPESA HOTEL SA (CR)	24.8	---	24.8	26/06/2023	---	---	---	---	---	100@24.00	100@25.20	---	---	---	---	---	529,827.20	20.6	25.2	40501025
8,321,682	0.670	---	---	---	17/08/2007	23/11/1999	---	N. LEVENTERIS (CR)	0.282	---	0.282	26/06/2023	0.254	0.254	0.254	0.254	0.254	1590@0.262	100@0.310	---	2022	210	1	53.34	3,016.48	0.22	0.364	55102010
2,160,524	0.670	---	---	---	03/12/2018	23/11/1999	---	N. LEVENTERIS (PR)	0.31	---	0.31	26/06/2023	---	---	---	---	---	---	1500@0.328	---	2022	---	---	---	3,016.48	0.218	0.342	55102010
27,379,200	0.980	---	---	---	03/07/2020	29/08/2022	---	CRETE PLASTICS SA (CR)	16.3	---	16.3	26/06/2023	16.1	16.1	16.1	16.1	16.1	12@16.20	540@16.70	---	---	48	1	772.80	446,280.96	14.7	17.9	50203015
255,494,534	2.71	0.352	0.279	0.255	16/06/2023	30/09/2021	---	PRODEA (CR)	7.65	---	7.65	26/06/2023	7.35	7.35	7.35	7.35	7.35	363@7.35	70@7.95	---	---	11	2	80.85	1,954,533.19	7.1	8.6	35102000
4,181,450	0.500	---	---	---	21/08/2000	05/03/2002	---	FLOUR MILLS SARANTOPOULOS SA	1.11	---	1.11	26/06/2023	1.11	1.11	1.11	1.11	1.11	115@1.22	1195@1.22	---	---	578	1	641.58	4,641.41	0.875	1.5	45102020

Exchange Traded Funds (ETFs)

906,928	---	---	---	---	15/06/2016	---	ALPHA ETF FTSE Athex Large Cap	30.45	0.60 P	30.27	26/06/2023	30.26	30.26	30.5	30.45	30.482	35@29.20	30@32.99	---	---	30,550	5	931,238.00	---	22.5	33.8	12003
---------	-----	-----	-----	-----	------------	-----	--------------------------------	-------	---------------	-------	------------	-------	-------	------	-------	--------	----------	----------	-----	-----	--------	---	------------	-----	------	------	-------

Surveillance

356,314,416	0.060	---	---	---	07/07/2010	21/09/2017	5160	FRIGOGLASS SA (CR)	0.061	0.83 P	0.0605	26/06/2023	0.0605	0.0605	0.061	0.061	0.061	19000@0.061	24@0.061	---	---	54,500	15	3,317.00	21,735.18	0.05	0.158	50204000
65,326,268	0.530	---	---	---	04/07/2007	19/07/2006	4750	SATO SA (CR)	0.0375	---	0.0375	26/06/2023	0.0395	0.0395	0.0395	0.0395	0.04	6000@0.034	6999@0.040	---	---	900	2	35.55	2,449.74	0.018	0.069	40202015
13,191,620	0.620	---	---	---	04/08/2010	09/09/2002	5232	YALCO - CONSTANTINOU (CR)	0.16	---	0.16	26/06/2023	---	---	---	---	---	2000@0.155	246@0.176	---	---	---	---	---	2,110.66	0.12	0.28	40202020
13,000,000	1.00	---	---	---	01/08/2007	07/04/2000	5093	AKRITAS SA (CR)	0.46	---	0.46	26/06/2023	0.46	0.46	0.46	0.46	0.46	4431@0.464	1600@0.505	---	---	79	7	36.34	5,980.00	0.45	0.67	50101035
221,519,681	0.300	---	---	---	02/07/2008	28/02/2011	4957	ANEK LINES SA (CR)	0.266	3.91 P	0.256	26/06/2023	0.262	0.262	0.266	0.266	0.264	10000@0.264	1923@0.266	---	---	68,511	23	18,105.23	59,837.62	0.177	0.27	40501015
312,163	0.300	---	---	---	02/07/2008	28/02/2011	4959	ANEK LINES SA (PR, Issue '90)	0.072	---	0.072	26/06/2023	---	---	---	---	---	19930@0.079	---	---	---	---	---	---	59,837.62	0.072	0.086	40501015
2,969,713	0.300	---	---	---	02/07/2008	28/02/2011	4958	ANEK LINES SA (PR, Issue '96)	0.3	---	0.3	26/06/2023	---	---	---	---	---	---	616@0.300	---	---	---	---	---	59,837.62	0.173	0.38	40501015
17,579,754	4.16	---	---	---	18/08/2006	02/08/2010	---	BIOTER SA (CR)	0.21	---	0.21	26/06/2023	0.228	0.228	0.23	0.23	0.229	1000@0.190	2518@0.230	---	---	352	3	80.46	3,691.75	0.198	0.398	50101010
54,654,600	0.050	---	---	---	01/07/1998	30/12/2022	5275	VIS SA (CR)	0.262	---	0.262	26/06/2023	0.262	0.262	0.262	0.262	0.262	928@0.264	4000@0.270	---	2022	34,072	16	8,926.86	14,319.51	0.136	0.378	50203030
51,754,364	0.300	---	---	---	23/12/2003	24/01/2007	5197	SELECTED TEXT. IND. ASSOC (CR)	0.142	1.43 P	0.14	26/06/2023	0.131	0.131	0.142	0.142	0.142	10000@0.141	71@0.142	---	---	7,363	5	1,042.65	7,349.12	0.11	0.202	55101020
371,337,000	0.300	---	---	---	30/05/2013	01/07/2022	---	INTRALOT (CR)	0.595	2.59 P	0.58	26/06/2023	0.6	0.595	0.6	0.595	0.597	2035@0.595	104950@0.600	---	---	104,215	50	62,185.71	220,945.52	0.565	0.765	40501020
15,842,391	1.51	---	---	---	15/07/2009	12/05/2000	5141	BITROS HOLDING SA (CR)	0.46	---	0.46	26/06/2023	0.42	0.42	0.46	0.46	0.427	1500@0.430	4552@0.460	---	---	395	4	168.70	7,287.50	0.408	0.82	55102010
24,319,250	0.300	---	---	---	09/07/2002	04/07/2007	5165	PROODEFTIKH SA (CR)	0.496	1.22 P	0.49	26/06/2023	0.49	0.49	0.498	0.498	0.496	1400@0.490	500@0.500	---	---	1,800	9	892.40	12,062.35	0.4	0.6	50101010
28,438,268	0.070	---	---	---	21/08/2006	24/11/1999	5253	SPIROY AGRICULTURE SA (CR)	0.158	---	0.158	26/06/2023	---	---	---	---	---	1000@0.151	1279@0.173	---	---	---	---	---	4,493.25	0.144	0.23	45102010
1,011,000	1.00	---	---	---	01/07/2004	11/12/2012	5193	TRIA ALFA SA (CR)	11.5	---	11.5	26/06/2023	---	---	---	---	---	---	100@11.00	88.08	2022	---	---	---	11,626.50	7.6	16.9	55101020

Suspension Status

66,948,210	0.300	---	---	---	22/09/2015	22/09/2015	5179	FOLLI FOLLIE (CR)	4.8	---	4.8	24/05/2018	---	---	---	---	---	---	---	---	---	---	---	---	---	321,351.41	4.8	4.8	40401030
12,417,000	0.310	---	---	---	27/08/2019	28/08/2017	5233	MLS MULTIMEDIA SA (CR)	0.57	---	0.57	12/05/2020	---	---	---	---	---	---	---	---	---	---	---	---	---	7,077.69	0.57	0.57	10101015
6,330,002	0.300	---	---	---	25/06/2002	15/03/2019	5278	VARVARESSOS (CR)	0.24	---	0.24	02/05/2023	---	---	---	---	---	---	---	---	---	---	---	---	---	1,519.20	0.16	0.25	55101020
3,961,300	1.28	---	---	---	29/06/2004	03/08/2000	5248	DUROS SA (CR)	0.25	---	0.25	24/04/2023	---	---	---	---	---	---	---	---	---	---	---	---	---	990.33	0.2	0.3	40204020
7,085,888	1.59	---	---	---	02/07/1996	06/09/2010	5216	ELVIEMEK (CR)	2.6	---	2.6	30/09/2019	---	---	---	---	---	---	---	---	---	---	---	---	---	18,423.31	2.6	2.6	35101010

Number of Outstanding Securities	Nominal Value	Dividends [1]			Date of Last Coupon		Note	Shares	Closing price	% change	Previous closing price/date		Open price	Price min	Price max	Last price	Avg price	Last Bid [7]	Last Ask [7]	P/E after tax	Year	Volume	Trades	Transactions Value[8]	Company Mkt Value (thou. €)	Year low	Year high	Sector[4]
		2020	2021	2022	Dividend [2]	Right																						
7,125,216	0.650	---	---	---	01/07/2005	14/12/1999	4955	KRE.KA SA (CR)	0.28	---	↘	0.28	06/04/2023	---	---	---	---	---	---	---	---	---	---	---	1,995.06	0.17	0.43	45102010
7,734,375	1.00	---	---	---	09/07/2007	07/01/2011	5277	LIVANIS SA (CR)	0.125	---	↘	0.125	28/04/2023	---	---	---	---	---	---	---	---	---	---	---	966.80	0.12	0.18	40301030

Shares' Notes

Code	Note text
()	- Adjusted dividends.
*	- Last adjusted closing price.
[1]	- Net dividends.
[2]	- The "Date of Last Coupon" for New listings refers to the date company's stocks started to trade in Athex
[3]	- The Company Market Value is referred to the number of outstanding shares
[4]	- Sectors codification can be found in Appendix A
[5]	- The Market Value refers to the total number of shares listed (including their several classes) in the exchange by the company.
[6]	- P/E greater than 100
[7]	- Last view of the Order Book before the end of the trading session
[8]	- All Blocks Methods' Transactions Value are included.
4750	- Transfer to the Under Surveillance Category from 8/4/2011.
4955	- Transfer to the Surveillance Category as from 5/4/2013.
4957	- Transfer to the Surveillance Category as from 5/4/2013.
4958	- Transfer to the Surveillance Category as from 5/4/2013.
4959	- Transfer to the Surveillance Category as from 5/4/2013.
5093	- Transfer to the Surveillance Category as of 8/4/2015.
5141	- Transfer to the Surveillance Category as of 10/05/2017.
5160	- Transfer to the Surveillance Category as of 15/04/2016.
5165	- Transfer to the Surveillance Category as of 15/02/2018.
5179	- Suspension of trading as of 25/05/2018.
5193	- Transfer to the Surveillance Category as of 25/10/2018.
5197	- Transfer to the Surveillance Category as of 07/11/2018.
5216	- Suspension of trading as of 01/10/2019.
5232	- Transfer to the Under Surveillance Category from 08/04/2011.
5233	- Suspension of trading as of 13/05/2020.
5248	- Transfer to the Surveillance Category as of 06/09/20116.
5253	- Transfer to the Surveillance Category as of 14/5/2021.
5275	- Transfer to the Surveillance Category as of 09/07/2020.
5277	- Suspension of trading as of 02/05/2023.
5278	- Suspension of trading as of 03/05/2023.

Securities Blocks Details

Securities	Block Volume	Price	Block Trade Value	Time of approval	Note
PPC (CR)	175,168	9.65	1,689,495.36	10:30:43	20
NATIONAL BANK (CR)	150,000	5.55	832,800.00	10:43:28	20
NATIONAL BANK (CR)	450,000	5.55	2,497,500.00	10:49:27	20
OTE (CR)	66,001	14.96	987,374.96	10:50:54	20
PIRAEUS FINANCIAL HOLD (CR)	250,000	2.70	675,000.00	11:54:07	20
ALPHA SERVICES HOLD (CR)	8,900,000	1.47	13,038,500.00	12:16:29	20
OTE (CR)	100,000	15.02	1,502,000.00	12:45:57	20
PIRAEUS FINANCIAL HOLD (CR)	185,000	2.73	504,680.00	13:49:55	20
ALPHA SERVICES HOLD (CR)	340,000	1.48	502,180.00	13:51:26	20
PIRAEUS FINANCIAL HOLD (CR)	100,000	2.73	272,600.00	14:32:53	20
MOTOR OIL (CR)	11,685	23.14	270,390.90	16:29:52	20
TERNA ENERGY (CR)	20,000	20.22	404,400.00	16:33:42	20
JUMBO SA (CR)	28,404	23.26	660,677.04	16:34:01	20
MOTOR OIL (CR)	19,394	23.16	449,165.04	16:51:33	20
MYTILINEOS (CR)	12,000	31.52	378,240.00	16:51:38	20
OPAP (CR)	57,913	15.75	912,129.75	17:03:09	20
NATIONAL BANK (CR)	158,046	5.64	892,011.62	17:04:05	20
EUROBANK HOLDINGS (CR)	330,000	1.44	476,520.00	17:06:01	20
PIRAEUS FINANCIAL HOLD (CR)	172,005	2.71	466,133.55	17:11:56	20
ALPHA SERVICES HOLD (CR)	258,985	1.47	380,707.95	17:17:06	20

Blocks Notes

- 9 - Method 6-1 / Special Fees
- 10 - Method 6-1 / Special Fees, SDS
- 14 - Method 6-3 / Settlement, Incomplete Buy and Sell
- 18 - Method 6-2 / SPOT 1
- 19 - Method 6-2 / SPOT 2
- 20 - Method 6-1 and Method 6-1 Same Day Settlement
- 21 - Other Pre-agreed

Shares Rights Details

Occured date	Exercise from	Exercise until	Trading until	Rights	Price min	Price max	Closing price	Last Bid	Last Ask	Volume	Trades	Transactions Value
-----------------	------------------	-------------------	------------------	--------	--------------	--------------	------------------	----------	----------	--------	--------	-----------------------

No Rights Transactions.

Forced Sales Details

Securities	Category of Security	Transactions Volume	Number of Trades	Transactions Value	Note
No Forced Transactions.					

Forced Sales Notes

- 1 - Compulsory Public Forced Sales
- 2 - Forced Sales of Fixed Registered Shares
- 3 - Forced Sales of Remaining Fractional Shares

Exchange Traded Funds (ETFs) Characteristics

	Transactions Date (T)	Creation / Redemption	Units (T-1)	New Units (T-1)	Redemption Units (T-1)	Units (T) [1]	Fund Assets [2]	Net Unit Price	Dividend per Unit	Dividend Date
ALPHA ETF FTSE Athex Large Cap	27/06/2023	5,000	906,928	---	---	906,928	27,449,260.00	30.2662	0.52	01/07/2022

ETFs Notes

[1] - Units (T) = Units (T-1) + New Units (T-1) - Redemption Units (T-1)

[2] - The Creation / Redemption Units of T-1 are included.

Non Convertible Corporate Bonds - Regulated Market

Num Listed Bonds	Nominal price	Issue price	Today's Rate	Exp. Date	Duration (years)	Note	Coupon		Trading Unit	Corporate Bonds	Accrued Int.	Yield.T.Mat	Price min	Price max	Closing price	Previous closing price/date	Volume	Transactions Value	Last order		ear	Year max		
							Common	Preferred											Price	Buy / Sell			Date	
100,000	1,000.00	1,000.00	2.70	25/05/2026	5	---	5	---	1	COSTAMARE PARTICIPATIONS PLC (Non Convertible)	2.6250	4.2110	95.4000	95.4000	95.4000	95.4480	26/06/2023	7,000	6,696.38	95.4000	B	27/06/2023	92.1400	97.0000
320,000	1,000.00	1,000.00	3.40	21/07/2027	7	---	6	---	1	LAMDA DEVELOPMENT S.A. (Non Convertible)	14.8278	4.7040	93.0000	93.8999	93.8500	93.7050	26/06/2023	162,000	154,117.55	92.3100	B	27/06/2023	91.4001	95.5000
200,000	1,000.00	1,000.00	2.10	27/10/2027	7	---	6	---	1	O.P.A.P. S.A. (Non Convertible)	3.6750	3.9470	92.0000	92.9999	92.2390	92.7500	26/06/2023	34,000	31,486.22	91.3800	B	27/06/2023	91.3710	95.4000
200,000	1,000.00	1,000.00	1.90	23/03/2028	7	---	5	---	1	MOTOR OIL CORINTH REFINERIES SA (Non Convertible)	5.1722	3.8050	91.5000	92.0000	91.5840	91.6630	26/06/2023	25,000	23,025.31	91.0000	B	27/06/2023	87.5500	92.6000
100,000	1,000.00	1,000.00	2.95	11/02/2027	5	---	3	---	1	SAFE BULKERS PARTICIPATIONS PLC (Non Convertible)	11.1444	5.2340	92.2000	92.3000	92.2893	92.2290	26/06/2023	28,000	26,153.04	92.3001	B	27/06/2023	89.9269	97.0000
230,000	1,000.00	1,000.00	4.70	12/07/2029	7	---	2	---	1	LAMDA DEVELOPMENT S.A. (Non convertible)	21.9333	4.4950	98.7502	99.9999	99.9999	98.9000	26/06/2023	172,000	175,053.41	99.6500	B	27/06/2023	94.9889	101.0000
100,000	1,000.00	1,000.00	4.40	26/07/2029	7	---	2	---	1	CPLP SHIPPING HOLDINGS PLC (Non Convertible)	18.8222	4.4530	98.3000	98.9500	98.8563	98.9500	26/06/2023	44,000	44,188.18	98.5000	B	27/06/2023	97.2369	100.8000
500,000	1,000.00	1,000.00	2.75	03/07/2027	7	---	6	---	1	GEK TERNA S.A. (Non Convertible)	13.5208	4.5460	92.0000	92.5999	92.5250	92.4700	26/06/2023	57,000	53,376.69	92.1000	B	27/06/2023	86.8000	93.8000
120,000	1,000.00	1,000.00	3.95	04/04/2025	7	---	11	---	1	GEK TERNA S.A. (Non Convertible)	9.4361	3.5100	99.5000	99.5000	99.5000	99.9000	26/06/2023	94,000	94,416.99	99.2001	B	27/06/2023	97.5523	100.5000
175,000	1,000.00	1,000.00	3.40	26/07/2024	5	---	8	---	1	ATTICA HOLDINGS S.A. (Non Convertible)	14.5444	4.1020	98.5000	98.8000	98.6800	98.1540	26/06/2023	50,000	50,067.22	98.2500	B	27/06/2023	96.6179	98.9000
300,000	1,000.00	1,000.00	2.30	20/07/2028	7	---	4	---	1	PRODEA REIC S.A.(Non Convertible)	10.2222	5.5780	85.0000	86.0000	85.9000	85.1650	26/06/2023	128,000	111,163.44	85.5000	B	27/06/2023	82.0100	86.0000
150,000	1,000.00	1,000.00	2.65	22/10/2026	5	---	4	---	1	CPLP SHIPPING HOLDINGS PLC (Non Convertible)	4.8583	4.4980	94.0000	94.3999	94.0000	93.8250	26/06/2023	30,000	28,415.23	94.0000	B	27/06/2023	92.5500	96.0000
250,000	1,000.00	1,000.00	2.45	16/11/2028	7	---	4	---	1	ELVALHALCOR S.A. (Non Convertible)	2.9944	4.9520	87.5000	88.3800	88.3800	88.3000	26/06/2023	125,000	110,115.35	87.8000	B	27/06/2023	85.6375	91.0000
120,000	1,000.00	1,000.00	2.65	06/12/2028	7	---	4	---	1	NOVAL PROPERTY REIC (Non Convertible)	1.6931	5.2020	87.3900	88.6000	88.1139	87.9000	26/06/2023	110,000	97,111.56	88.0000	B	27/06/2023	84.3700	90.8700
300,000	1,000.00	1,000.00	2.30	14/12/2028	7	---	4	---	1	GEK TERNA S.A. (Non Convertible)	0.9583	4.7090	88.4999	89.0000	88.6636	88.6910	26/06/2023	70,000	62,131.58	88.5000	B	27/06/2023	82.1339	90.2000
150,000	1,000.00	1,000.00	2.60	22/10/2026	7	---	8	---	1	TERNA ENERGY FINANCE S.A. (Non Convertible)	4.7667	4.3880	92.9100	93.7000	93.5000	93.7000	26/06/2023	54,000	50,606.63	93.1000	B	27/06/2023	92.5000	95.7400
100,000	1,000.00	1,000.00	2.80	25/01/2027	5	---	3	---	1	PREMIA S.A. (Non Convertible)	12.0556	5.2940	90.3000	91.7499	91.7499	90.5500	26/06/2023	35,000	32,121.51	90.5003	B	27/06/2023	87.6862	95.9899
200,000	1,000.00	1,000.00	3.60	12/03/2026	7	---	9	---	1	AEGEAN AIRLINES S.A. (Non Convertible)	10.8000	3.7720	---	---	---	98.1000	26/06/2023	---	---	97.8500	B	27/06/2023	95.6301	98.9000

Corporate Bonds Notes

Transactions Volume = (Pieces) * (Nominal Price). Transactions Value = (Pieces) * (Nominal Price) * (price %) + (Accrued interest).
The price of a Bond is stated as a percentage (%) of Bond's Nominal Price.
Nominal Price in Euros (€), except if it is noted differently.

Government Bonds

Number Listed Bonds	Nominal price	Today's Rate	Accrued Interest Calc	Exp. Date [1]	Duration (years)	Note	Coupons Date	Curr. coupon value	Trading Unit	Government Bonds	Price min	Price max	Closing price	Previous closing price/date	Volume	Transactions Value	Price	Last order Buy / Sell	Date
4,500,000	1,000.00	1.88	Actual/Actual	04/02/2035	15	---	04/02	1.88	1	GGB-FXD-040235-15Y-1.875-1.000	---	---	---	---	---	---	---	---	---
2,500,000	1,000.00	3.45	Actual/Actual	02/04/2024	5	---	02/04	3.45	1	GGB-FXD-020424-05Y-3.450-1.000	---	---	---	---	---	---	---	---	---
6,000,000	1,000.00	0.75	Actual/Actual	18/06/2031	10	---	18/06	0.75	1	GGB-FXD-180631-10Y-0.750-1.000	---	---	---	---	---	---	---	---	---
2,500,000	1,000.00	3.88	Actual/Actual	15/06/2028	5	---	15/06	3.88	1	GGB-FXD-150628-05Y-3.875-1.000	---	---	---	---	---	---	---	---	---
5,962,747,327	1.00	3.75	Actual/Actual	30/01/2028	10	---	/02 - 01/02 - 31/	3.75	1	GGB-FXD-300128-10Y-3.750-1.00	---	---	---	85.4610 13/07/2018	---	---	1.0000	B	28/11/2018
7,067,309,386	1.00	3.90	Actual/Actual	30/01/2033	15	---	/02 - 01/02 - 31/	3.90	1	GGB-FXD-300133-15Y-3.900-1.00	---	---	---	78.6730 13/07/2018	---	---	1.0000	B	28/11/2018
5,622,848,349	1.00	4.00	Actual/Actual	30/01/2037	19	---	/02 - 01/02 - 31/	4.00	1	GGB-FXD-300137-19Y-4.000-1.00	---	---	---	77.0370 13/07/2018	---	---	1.0000	B	28/11/2018
5,276,770,669	1.00	4.20	Actual/Actual	30/01/2042	24	---	/02 - 01/02 - 31/	4.20	1	GGB-FXD-300142-24Y-4.200-1.00	---	---	---	77.7640 13/07/2018	---	---	1.0000	B	28/11/2018
48,794,718	1.00	4.30	Actual/Actual	24/02/2024	12	---	24/02	4.30	1	GGB-FXD-240224-12Y-2.000-1.00	---	---	---	10.0000 22/06/2015	---	---	---	---	---
40,248,141	1.00	4.30	Actual/Actual	24/02/2025	13	---	24/02	4.30	1	GGB-FXD-240225-13Y-2.000-1.00	---	---	---	10.0000 22/06/2015	---	---	---	---	---
59,586,043	1.00	4.30	Actual/Actual	24/02/2026	14	---	24/02	4.30	1	GGB-FXD-240226-14Y-2.000-1.00	---	---	---	10.0000 22/06/2015	---	---	---	---	---
41,118,344	1.00	4.30	Actual/Actual	24/02/2027	15	---	24/02	4.30	1	GGB-FXD-240227-15Y-2.000-1.00	---	---	---	10.0000 22/06/2015	---	---	---	---	---
45,137,734	1.00	4.30	Actual/Actual	24/02/2028	16	---	24/02	4.30	1	GGB-FXD-240228-16Y-2.000-1.00	---	---	---	10.0000 22/06/2015	---	---	---	---	---
61,768,888	1.00	4.30	Actual/Actual	24/02/2029	17	---	24/02	4.30	1	GGB-FXD-240229-17Y-2.000-1.00	---	---	---	10.0000 22/06/2015	---	---	---	---	---
54,567,744	1.00	4.30	Actual/Actual	24/02/2030	18	---	24/02	4.30	1	GGB-FXD-240230-18Y-2.000-1.00	---	---	---	10.0000 22/06/2015	---	---	---	---	---
37,541,515	1.00	4.30	Actual/Actual	24/02/2031	19	---	24/02	4.30	1	GGB-FXD-240231-19Y-2.000-1.00	---	---	---	10.0000 22/06/2015	---	---	---	---	---
37,558,317	1.00	4.30	Actual/Actual	24/02/2032	20	---	24/02	4.30	1	GGB-FXD-240232-20Y-2.000-1.00	---	---	---	10.0000 22/06/2015	---	---	---	---	---
37,473,732	1.00	4.30	Actual/Actual	24/02/2033	21	---	24/02	4.30	1	GGB-FXD-240233-21Y-2.000-1.00	---	---	---	10.0000 22/06/2015	---	---	---	---	---
33,888,293	1.00	4.30	Actual/Actual	24/02/2034	22	---	24/02	4.30	1	GGB-FXD-240234-22Y-2.000-1.00	---	---	---	10.0000 22/06/2015	---	---	---	---	---
35,177,800	1.00	4.30	Actual/Actual	24/02/2035	23	---	24/02	4.30	1	GGB-FXD-240235-23Y-2.000-1.00	---	---	---	10.0000 22/06/2015	---	---	---	---	---
35,547,268	1.00	4.30	Actual/Actual	24/02/2036	24	---	24/02	4.30	1	GGB-FXD-240236-24Y-2.000-1.00	---	---	---	10.0000 22/06/2015	---	---	---	---	---
40,246,306	1.00	4.30	Actual/Actual	24/02/2037	25	---	24/02	4.30	1	GGB-FXD-240237-25Y-2.000-1.00	---	---	---	10.0000 22/06/2015	---	---	---	---	---
37,643,952	1.00	4.30	Actual/Actual	24/02/2038	26	---	24/02	4.30	1	GGB-FXD-240238-26Y-2.000-1.00	---	---	---	10.0000 22/06/2015	---	---	---	---	---
36,977,100	1.00	4.30	Actual/Actual	24/02/2039	27	---	24/02	4.30	1	GGB-FXD-240239-27Y-2.000-1.00	---	---	---	10.0000 22/06/2015	---	---	---	---	---
41,615,000	1.00	4.30	Actual/Actual	24/02/2040	28	---	24/02	4.30	1	GGB-FXD-240240-28Y-2.000-1.00	---	---	---	10.0000 22/06/2015	---	---	---	---	---
42,227,208	1.00	4.30	Actual/Actual	24/02/2041	29	---	24/02	4.30	1	GGB-FXD-240241-29Y-2.000-1.00	---	---	---	10.0000 22/06/2015	---	---	---	---	---
68,288,487	1.00	4.30	Actual/Actual	24/02/2042	30	---	24/02	4.30	1	GGB-FXD-240242-30Y-2.000-1.00	---	---	---	10.0000 22/06/2015	---	---	---	---	---
4,000,000	1,000.00	3.88	Actual/Actual	12/03/2029	10	---	12/03	3.88	1	GGB-FXD-120329-10Y-3.875-1.000	---	---	---	---	---	---	100.0000	B	15/10/2019
4,500,000	1,000.00	0.00	Actual/Actual	12/02/2026	5	---	12/02	0.00	1	GGB-FXD-120226-05Y-0.000-1.000	---	---	---	---	---	---	---	---	---
3,000,000	1,000.00	3.38	Actual/Actual	15/02/2025	7	---	15/02	3.38	1	GGB-FXD-150225-07Y-3.375-1.000	---	---	---	---	---	---	---	---	---
964,000	1,000.00	3.25	Actual/Actual	20/03/2025	6	---	20/03	3.25	1	GGB-FXD-200325-06Y-3.250-1.000	---	---	---	---	---	---	---	---	---
2,100,000	1,000.00	3.55	Actual/Actual	20/03/2026	7	---	20/03	3.55	1	GGB-FXD-200326-07Y-3.550-1.000	---	---	---	---	---	---	---	---	---
40,000	1,000.00	2.18	FLR Actual/360	16/09/2023	1	---	16/03 - 16/09	---	1	GGB-FLT-160923-01Y-2.178-1.000	---	---	---	---	---	---	---	---	---
5,500,000	1,000.00	1.50	Actual/Actual	18/06/2030	10	---	18/06	1.50	1	GGB-FXD-180630-10Y-1.500-1.000	---	---	---	---	---	---	---	---	---

Government Bonds Notes

Transactions Volume = (Pieces) * (Nominal Price). Transactions Value = (Pieces) * (Nominal Price) * (price %) + (Accrued interest).
The Value of current coupon for the issues with NV 0.01 euro refers to NV 100 euros
FLR: Floating Interest Rate.
[1] - The Expiration Date of the interest bearing period and the Date for coupon payment.

Government Bonds

Number Listed Bonds	Nominal price	Today's Rate	Accrued Interest Calc	Exp. Date [1]	Duration (years)	Note	Coupons Date	Curr. coupon value	Trading Unit	Government Bonds	Price min	Price max	Closing price	Previous closing price/date	Volume	Transactions Value	Price	Last order Buy / Sell	Date
5,364,250	1,000.00	3.25	Actual/Actual	20/03/2050	30	---	20/03	3.25	1	GGB-FXD-200350-30Y-3.250-1.000	---	---	---	---	---	---	---	---	---
3,924,361	1,000.00	2.00	Actual/Actual	22/04/2027	7	---	22/04	2.00	1	GGB-FXD-220427-07Y-2.000-1.000	---	---	---	---	---	---	99.9000	B	22/04/2020
2,500,000	1,000.00	1.88	Actual/Actual	23/07/2026	7	---	23/07	1.88	1	GGB-FXD-230726-07Y-1.875-1.000	---	---	---	---	---	---	---	---	---
4,050,000	1,000.00	4.25	Actual/Actual	15/06/2033	10	---	15/06	4.25	1	GGB-FXD-150633-10Y-4.250-1.000	---	---	---	---	---	---	---	---	---
3,500,000	1,000.00	1.88	Actual/Actual	24/01/2052	30	---	24/01	1.88	1	GGB-FXD-240152-30Y-1.875-1.000	---	---	---	---	---	---	---	---	---
3,700,000	1,000.00	1.75	Actual/Actual	18/06/2032	10	---	18/06	1.75	1	GGB-FXD-180632-10Y-1.750-1.000	---	---	---	---	---	---	---	---	---
2,200,000	1,000.00	1.13	FLR Actual/360	15/12/2027	5	---	- 15/12 - 15/03 -	---	1	GGB-FLT-151227-05Y-1.130-1.000	---	---	---	---	---	---	102.1600	B	30/12/2022

Government Bonds Notes

Transactions Volume = (Pieces) * (Nominal Price). Transactions Value = (Pieces) * (Nominal Price) * (price %) + (Accrued interest).
The Value of current coupon for the issues with NV 0.01 euro refers to NV 100 euros
FLR: Floating Interest Rate.
[1] - The Expiration Date of the interest bearing period and the Date for coupon payment.

Treasury Bills & Zero Coupon Government Bonds

	13-Week Maturity									26-Week Maturity								52-Week Maturity									
Issue Date	Exp. Date	Initial Rate	Num Listed Bonds	Nominal price	Issue price	Last Trade Price	Last Trade Date	Volume Traded	Note	Exp. Date	Initial Rate	Num Listed Bonds	Nominal price	Issue price	Last Trade Price	Last Trade Date	Volume Traded	Note	Exp. Date	Initial Rate	Num Listed Bonds	Nominal price	Issue price	Last Trade Price	Last Trade Date	Volume Traded	Note
09/09/2022	---	---	---	---	---	---	---	---	---	---	---	---	---	---	---	---	---	---	08/09/2023	1.97	1,000,000	1,000.00	980.47	---	---	---	---
09/12/2022	---	---	---	---	---	---	---	---	---	---	---	---	---	---	---	---	---	---	08/12/2023	2.73	600,000	1,000.00	973.10	---	---	---	---
10/03/2023	---	---	---	---	---	---	---	---	---	---	---	---	---	---	---	---	---	---	08/03/2024	3.75	1,000,000	1,000.00	963.46	---	---	---	---
09/06/2023	---	---	---	---	---	---	---	---	---	---	---	---	---	---	---	---	---	---	07/06/2024	3.84	1,600,000	1,000.00	962.60	---	---	---	---

Bonds in Circulation	Currency / Min nominal traded Value	Coupons Payment Date	Current Coupon Value	Note	Coupon	Trading Unit	Issue Date	Duration (years)	Today's Interest	A.I.C in days	Bonds	Last price of previous days		Last Outcry in Cash (euro) Price		Buy / Sell	Date	Trades in Pieces	Life min	Life Max
Corporate Bonds in Foreign Currency and Euro																				
103,746	GBP / 10	01/12	0.25	---	64	1	01/12/1930	98	2.5	360	National Mortgage Bank	2.27	05/02/1996	2.27	S	05/02/1996	---	2.27	2.27	
0	GBP / 10	01/12	0.25	---	66	1	01/12/1928	100	2.5	360	National Mortgage Bank	---	---	---	---	---	---	---	---	---

Government Bonds Notes

A.I.C: Accrued Interest Calculation base.
FLR: Floating Interest Rate.
The minimum tradeable Nominal Value for all Demeterialised Government Titles is 100 Euros.
(μτφρ-0)

Athex & ATHEXClear Members List

Member Name			Stock Market			Derivatives Market		ATHEXClear Member	
Address	Phone	Fax	Market Member	Remote Member	Market Maker	Proprietary	Market Maker	General Clearing	Direct Clearing
A. SARRIS SECURITIES S.A.			a						
6, ΔΡΑΓΑΤΣΑΝΙΟΥ 6 ATHINA	2103367700								
AEONIC SECURITIES C.I.F. P.L.C.			a						
, ΛΑΪΟΥ 6, ΓΡ. 301B, ANNA COURT	35725337600								
ALPHA BANK S.A.								a	
, ΣΤΑΔΙΟΥ 40 ATHINA	2103260000								
ALPHA FINANCE INVESTMENT SERVICES SINGLE MEMBER SA			a		a	a	a		a
5, ΠΑΝΕΠΙΣΤΗΜΙΟΥ 45 ATHINA	2103677400								
ARGUS STOCKBROKERS LTD			a	a		a			
25 , 25 ΛΕΩΦΟΡΟΣ ΔΗΜΟΣΘΕΝΗ ΣΕΒΕΡΗ	0035722717000								
ATLANTIC SECURITIES LTD			a	a					
37, ΠΡΟΔΡΟΜΟΥ 37	0035722445400								
AXON SECURITIES S.A.			a			a			
48, ΣΤΑΔΙΟΥ 48 ATHINA	2103363800								
BETA SECURITIES S.A.			a		a	a			a
29 , Λ.ΑΛΕΞΑΝΔΡΑΣ 29 ATHINA	2106478930								
BNP PARIBAS S.A.								a	
, ΛΑΜΨΑΚΟΥ 2 ATHINA	2107468525								
BOFA SECURITIES EUROPE SA			a	a					
, 112 AVENUE KL?BER 75116	+33 153655555								
CAPITAL SECURITIES S.A.			a			a			
58, ΜΗΤΡΟΠΟΛΕΩΣ 58 ATHINA	2103369700								
CITIGROUP GLOBAL MARKETS EUROPE AG			a	a					
16, REUTERWEG 16	+49 691366-0								
CITIGROUP GLOBAL MARKETS LIMITED			a						
1, 33 CANADA SQUARE -CANARY WHARF	+44 02079864000								
CREDIT SUISSE BANK (EUROPE), S.A.			a	a					
, CALLE AYALA 42, 3A PLANTA-B MADRID	+34917916000								
CREDIT SUISSE SECURITIES (EUROPE) LIMITED			a						
1 , ONE CABOT SQUARE LONDON	+44 2078888888								
CYCLOS SECURITIES S.A.			a			a			
39, ΧΑΡΙΛΑΟΥ ΤΡΙΚΟΥΠΗ 6-8-10 ATHINA	2103364300								
DEUTSCHE BANK S.A.				a					
1 , GREAT WINCHESTER STREET LONDON	+44 20 754 54209	00441133361437							
EUROBANK EQUITIES INVESTMENT FIRM SINGLE MEMBER SA			a		a	a	a		a
, ΦΙΛΕΛΛΗΝΩΝ 10 & ΞΕΝΟΦΩΝΤΟΣ 13 ATHINA	2103720425								
EUROBANK S.A.								a	
, ΟΘΩΝΟΣ 8 ATHINA	2103337000								
EUROCORP INVESTMENT SERVICES S.A.			a			a			a
14, ΠΛ.ΦΙΛΙΚΗΣ ΕΤΑΙΡΕΙΑΣ 14 ATHINA	2107263600								
EUOTRUST INVESTMENT FIRM SA			a						
113, ΣΕΒΑΣΤΟΥΠΟΛΕΩΣ 113 ATHINA	2103363100								
EUROXX SECURITIES S.A.			a		a	a	a		a
7, ΠΑΛΑΙΟΛΟΓΟΥ ΧΑΛΑΝΔΡΙ	(210)-6879400	(210)-6879401							
7, PALEOLOGOU CHALANDRI	+30 2106879400	210-6879401							
FREEDOM FINANCE EUROPE LTD				a					
, ΧΡΙΣΤΑΚΗ ΚΡΑΝΟΥ 20	035725257786								
G. A. PERVANAS SECURITIES- INVESTMENT SERVICES S.A.			a						
7-9, ΣΟΦΟΚΛΕΟΥΣ 7-9 ATHINA	2103727200								
GLOBAL CAPITAL SECURITIES & FINANCIAL SERVICES LTD			a	a					
50, Λ.ΑΡΧΙΕΠΙΣΚΟΠΟΥ ΜΑΚΑΡΙΟΥ Γ'50	0035722710710								
GREENPOST TRADING EUROPE LTD			a	a	a				
, ΚΙΜΩΝΟΣ 3, ACROPOLIS MANSIONS, 2ND FLOOR, FLAT/OFFICE 202	035722521389								
HELLENIC AMERICAN SECURITIES S.A.			a		a	a			a
27, ΑΝΔΡΕΑ ΠΑΠΑΝΔΡΕΟΥ 27 MAROUSI	2103311100								
HELLENIC BANK (INVESTMENTS) LTD				a					
, AVE.KYRIAKOU MATSI 31 - PO BOX 24747 NICOSIA	+357 22500100	357 22500110							
HSBC CONTINENTAL EUROPE								a	
109-111, Λ.ΜΕΣΟΓΕΙΩΝ 109-111	2106960000								
INDEX SECURITIES S.A.			a						
6, ΔΡΑΓΑΤΣΑΝΙΟΥ 6 ATHINA	2103213920								
J. CHR. MAVRIKIS SECURITIES S.A.			a						
5, ΣΟΦΟΚΛΕΟΥΣ 5 ATHINA	2103216730								

Athex & ATHEXClear Members List

Member Name			Stock Market			Derivatives Market		ATHEXClear Member	
Address	Phone	Fax	Market Member	Remote Member	Market Maker	Proprietary	Market Maker	General Clearing	Direct Clearing
KAPPA SECURITIES S.A.			a			a			
15, ΒΑΛΛΑΡΙΤΟΥ 15 ATHINA	2103678600								
KARAMANOF SECURITIES & INVESTMENT SERVICES S.A.			a						
2, ΠΛ.ΑΓ.ΘΕΟΔΩΡΩΝ 2 ATHINA	2103212947								
LAIKI FINANCIAL SERVICES LTD				a					
26, AVE. VYRONOS NICOSIA	357 22367367	357 22718567							
LEON DEPOLAS SECURITIES S.A.			a		a	a			
1, ΧΡΗΣΤΟΥ ΛΑΔΑ 1 ATHINA	2103213276 -28								
MEGA EQUITY SECURITIES & FINANCIAL SERVICES PUBLIC LTD			a	a		a			
42-44, ΛΕΩΦ.ΓΡΙΒΑ ΔΙΓΕΝΗ 42-44	0035722711711								
MERIT SECURITIES S.A			a		a	a			a
5, ΣΟΦΟΚΛΕΟΥΣ 5 ATHINA	2103671880								
MERRILL LYNCH INTERNATIONAL			a						
2 , 2 KING EDWARD STREET LONDON	+44 20276281000								
N. CHRYSOCHOIDIS SECURITIES S.A.			a			a			a
7-9, ΣΟΦΟΚΛΕΟΥΣ 7-9 ATHINA	2103213913								
NATIONAL BANK OF GREECE S.A.			a			a		a	
86, ΑΙΟΛΟΥ STR. ATHINA	(210)-3341000	(210)-3228187							
68, ΑΚΑΔΙΜΙΑΣ STR. ATHINA	(210)-3328817	(210)-3328678							
NATIONAL SECURITIES SINGLE MEMBER SA			a		a	a	a		
66, ΛΕΩΦΟΡΟΣ ΑΘΗΝΩΝ 128-132 & ΙΦΙΓΕΝΙΑΣ ATHINA	2103328784								
NUNTIVS BROKERAGE AND INVESTMENT SERVICES S.A			a						
6, ΔΡΑΓΑΤΣΑΝΙΟΥ 6 ATHINA	2103350599								
ONE PLUS CAPITAL LIMITED			a	a					
, 75 PRODROMOU AVENUE NICOSIA 1307	35722873760								
OPTIMA BANK S.A.			a		a	a	a	a	
32 , ΑΙΓΙΑΛΕΙΑΣ 32 & ΠΑΡΑΔΕΙΣΟΥ MAROUSI	2108173663								
PANCRETA BANK S.A								a	
, ΙΚΑΡΟΥΣ 5	2810 338800								
PANTELAKIS SECURITIES S.A.			a		a	a	a		
57, ΕΘΝΙΚΗΣ ΑΝΤΙΣΤΑΣΕΩΣ 57, ΚΤΙΡΙΟ Β CHALANDRI	2106965000								
PEGASUS SECURITIES S.A			a			a			
17 , ΒΑΛΛΑΡΙΤΟΥ 17 & ΑΜΕΡΙΚΗΣ ATHINA	2103670700								
PIRAEUS BANK S.A.			a			a		a	
, ΑΜΕΡΙΚΗΣ 4 ATHINA	2103335000								
PIRAEUS SECURITIES S. A.			a		a	a	a		a
10, ΣΤΑΔΙΟΥ 10 ATHINA	2103354100								
PROCHOICE SECURITIES LTD			a	a					
57, ΛΕΩΦ.ΣΠΥΡΟΥ ΚΥΠΡΙΑΝΟΥ 57, ΑΚΙΝΗΤΑ Φ	035724661192								
SHARELINK SECURITIES & FINANCIAL SERVICES LTD			a			a			
6 , HOUSE-ΘΕΟΤΟΚΗ 6 ΜΕΓΑΡΟ ΕΛΛΗΝΑ	+357 22554200								
SOCIETE GENERALE S.A.			a	a		a			
, 17 COURS VALMY, CEDEX	+157290504								
SOLIDUS SECURITIES S.A			a			a			a
64, ΛΟΥΙΖΗΣ ΡΙΑΝΚΟΥΡ 64 ATHINA	2106900600								
ST. EM. LAVRENTAKIS SECURITIES S.A.			a			a			
7-9, ΣΟΦΟΚΛΕΟΥΣ 7-9 ATHINA	2103213336								
THE CYPRUS INVESTMENT & & SECURITIES CORPORATION LTD			a	a					
154, ΑΓΙΟΥ ΠΡΟΚΟΠΙΟΥ & ΠΟΣΕΙΔΩΝΟΣ 1	0035722121700								
UBS EUROPE SE			a	a					
, OPERNTURM, BOCKENHEIMER LANDSTRASSE 2-4	496921790								
UBS LIMITED				a					
1 , FINSBURY AVENUE LONDON	+44 2075687135								

List of Stocks under Market Making operations

Securities	Stock Category
Market Maker	Start Market Making
MLS MULTIMEDIA SA (CR)	Suspension Status
PIRAEUS SECURITIES S. A.	01/08/2019
ALPHA ETF FTSE Athex Large Cap	Exchange Traded Funds (ETFs)
ALPHA FINANCE INVESTMENT SERVICES SINGLE MEMBER SA	02/01/1900
NATIONAL SECURITIES SINGLE MEMBER SA	02/01/1900
ADMIE (IPTO) HOLDING S.A. (CR)	Main Market
EUROBANK EQUITIES INVESTMENT FIRM SINGLE MEMBER SA	24/05/2021
HELLENIC AMERICAN SECURITIES S.A.	09/03/2020
PIRAEUS SECURITIES S. A.	29/06/2017
AEGEAN AIRLINES (CR)	Main Market
EUROBANK EQUITIES INVESTMENT FIRM SINGLE MEMBER SA	22/09/2020
ALPHA SERVICES HOLD (CR)	Main Market
ALPHA FINANCE INVESTMENT SERVICES SINGLE MEMBER SA	29/02/2016
EUROBANK EQUITIES INVESTMENT FIRM SINGLE MEMBER SA	22/10/2006
GREENPOST TRADING EUROPE LTD	12/06/2023
HELLENIC AMERICAN SECURITIES S.A.	25/07/2014
LEON DEPOLAS SECURITIES S.A.	04/01/2016
MERIT SECURITIES S.A	03/09/2012
NATIONAL SECURITIES SINGLE MEMBER SA	02/01/1900
PIRAEUS SECURITIES S. A.	28/05/2009
ALPHA TRUST (CR)	Main Market
EUROBANK EQUITIES INVESTMENT FIRM SINGLE MEMBER SA	06/02/2023
LEON DEPOLAS SECURITIES S.A.	04/01/2021
ANDROMEDA SA (CR)	Main Market
BETA SECURITIES S.A.	15/02/2021
OPTIMA BANK S.A.	03/04/2023
ATTICA BANK S.A. (CR)	Main Market
EUROXX SECURITIES S.A.	22/01/2016
PIRAEUS SECURITIES S. A.	20/09/2017
AUSTRIACARD (CB)	Main Market
BETA SECURITIES S.A.	23/03/2023
EUROBANK EQUITIES INVESTMENT FIRM SINGLE MEMBER SA	15/05/2023
AUTOHELLAS SA (CR)	Main Market
ALPHA FINANCE INVESTMENT SERVICES SINGLE MEMBER SA	01/07/2019
EUROXX SECURITIES S.A.	02/07/2018
AVAX S.A. (CR)	Main Market
EUROBANK EQUITIES INVESTMENT FIRM SINGLE MEMBER SA	14/12/2015
PIRAEUS SECURITIES S. A.	01/02/2021
AVE (CR)	Main Market
EUROXX SECURITIES S.A.	05/06/2020
BRIQ PROPERTIES (CR)	Main Market
EUROBANK EQUITIES INVESTMENT FIRM SINGLE MEMBER SA	09/09/2019
LEON DEPOLAS SECURITIES S.A.	22/02/2021
CC HBC AG (CR)	Main Market
BETA SECURITIES S.A.	08/03/2021
NATIONAL SECURITIES SINGLE MEMBER SA	02/01/1900
PIRAEUS SECURITIES S. A.	04/05/2015
CENERGY HOLDINGS (CB)	Main Market
ALPHA FINANCE INVESTMENT SERVICES SINGLE MEMBER SA	02/01/2016
EUROBANK EQUITIES INVESTMENT FIRM SINGLE MEMBER SA	02/01/2016
OPTIMA BANK S.A.	14/03/2022
PANTELAKIS SECURITIES S.A.	27/12/2022
CNL CAPITAL (CR)	Main Market
MERIT SECURITIES S.A	01/10/2018
DIMAND (CR)	Main Market
ALPHA FINANCE INVESTMENT SERVICES SINGLE MEMBER SA	08/08/2022
EUROBANK EQUITIES INVESTMENT FIRM SINGLE MEMBER SA	08/08/2022
PANTELAKIS SECURITIES S.A.	15/05/2023
EKTER SA (CR)	Main Market
BETA SECURITIES S.A.	26/09/2022
EUROBANK EQUITIES INVESTMENT FIRM SINGLE MEMBER SA	16/10/2017
LEON DEPOLAS SECURITIES S.A.	21/05/2018
ELASTRON (CR)	Main Market
LEON DEPOLAS SECURITIES S.A.	20/02/2017

List of Stocks under Market Making operations

Securities	Stock Category
Market Maker	Start Market Making
ELLAKTOR (CR)	Main Market
ALPHA FINANCE INVESTMENT SERVICES SINGLE MEMBER SA	18/03/2019
EUROBANK EQUITIES INVESTMENT FIRM SINGLE MEMBER SA	01/06/2012
EUROXX SECURITIES S.A.	24/09/2018
NATIONAL SECURITIES SINGLE MEMBER SA	02/01/1900
PIRAEUS SECURITIES S. A.	22/10/2018
ELTON SA (CR)	Main Market
BETA SECURITIES S.A.	03/09/2012
EUROBANK EQUITIES INVESTMENT FIRM SINGLE MEMBER SA	28/11/2022
OPTIMA BANK S.A.	30/01/2023
ELVALHALCOR (CR)	Main Market
ALPHA FINANCE INVESTMENT SERVICES SINGLE MEMBER SA	07/05/2018
BETA SECURITIES S.A.	09/01/2023
EUROBANK EQUITIES INVESTMENT FIRM SINGLE MEMBER SA	07/05/2018
ENTERSOFT (CR)	Main Market
ALPHA FINANCE INVESTMENT SERVICES SINGLE MEMBER SA	23/03/2023
EUROBANK EQUITIES INVESTMENT FIRM SINGLE MEMBER SA	22/06/2020
EUROBANK HOLDINGS (CR)	Main Market
ALPHA FINANCE INVESTMENT SERVICES SINGLE MEMBER SA	09/01/2006
EUROBANK EQUITIES INVESTMENT FIRM SINGLE MEMBER SA	01/06/2012
GREENPOST TRADING EUROPE LTD	12/06/2023
HELLENIC AMERICAN SECURITIES S.A.	25/07/2014
LEON DEPOLAS SECURITIES S.A.	30/11/2018
MERIT SECURITIES S.A	06/11/2017
NATIONAL SECURITIES SINGLE MEMBER SA	02/01/1900
PIRAEUS SECURITIES S. A.	28/09/2009
EUROCONSULTANTS S.A. (CR)	Main Market
OPTIMA BANK S.A.	01/02/2023
EYDAP S.A. (CR)	Main Market
ALPHA FINANCE INVESTMENT SERVICES SINGLE MEMBER SA	27/01/2020
EUROBANK EQUITIES INVESTMENT FIRM SINGLE MEMBER SA	10/06/2019
FOURLIS (CR)	Main Market
EUROBANK EQUITIES INVESTMENT FIRM SINGLE MEMBER SA	01/12/2016
PIRAEUS SECURITIES S. A.	06/03/2017
GEK TERNA (CR)	Main Market
BETA SECURITIES S.A.	08/03/2021
EUROBANK EQUITIES INVESTMENT FIRM SINGLE MEMBER SA	24/05/2021
PIRAEUS SECURITIES S. A.	29/08/2019
GR. SARANTIS S.A. (CR)	Main Market
BETA SECURITIES S.A.	14/05/2012
EUROBANK EQUITIES INVESTMENT FIRM SINGLE MEMBER SA	24/10/2016
HELLENIC EXCHANGES-A.S.E. (CR)	Main Market
HELLENIC AMERICAN SECURITIES S.A.	01/09/2014
NATIONAL SECURITIES SINGLE MEMBER SA	02/01/1900
PIRAEUS SECURITIES S. A.	04/05/2015
HELLENIQ ENERGY (CR)	Main Market
HELLENIC AMERICAN SECURITIES S.A.	14/09/2015
PIRAEUS SECURITIES S. A.	20/03/2017
IDEAL HOLDINGS (CR)	Main Market
EUROBANK EQUITIES INVESTMENT FIRM SINGLE MEMBER SA	07/06/2021
PIRAEUS SECURITIES S. A.	07/06/2021
INTERCONTINENTAL (CR)	Main Market
LEON DEPOLAS SECURITIES S.A.	03/06/2019
INTERLIFE G.C.I.(CR)	Main Market
BETA SECURITIES S.A.	24/10/2022
INTERWOOD-XYLEMPORIA (CR)	Main Market
EUROBANK EQUITIES INVESTMENT FIRM SINGLE MEMBER SA	05/07/2021
PANTELAKIS SECURITIES S.A.	01/07/2021
INTRAKAT (CR)	Main Market
BETA SECURITIES S.A.	04/10/2021
PANTELAKIS SECURITIES S.A.	10/10/2022
JUMBO SA (CR)	Main Market
BETA SECURITIES S.A.	01/02/2021
EUROBANK EQUITIES INVESTMENT FIRM SINGLE MEMBER SA	25/05/2020
GREENPOST TRADING EUROPE LTD	12/06/2023
MERIT SECURITIES S.A	06/11/2017
PIRAEUS SECURITIES S. A.	06/03/2017
KLOUKINAS - LAPPAS SA (CR)	Main Market
OPTIMA BANK S.A.	02/01/2023

List of Stocks under Market Making operations

Securities	Stock Category
Market Maker	Start Market Making
KRI-KRI S.A. (CR)	Main Market
EUROBANK EQUITIES INVESTMENT FIRM SINGLE MEMBER SA	07/05/2018
LEON DEPOLAS SECURITIES S.A.	16/01/2017
LAMDA DEVELOPMENT SA (CR)	Main Market
EUROBANK EQUITIES INVESTMENT FIRM SINGLE MEMBER SA	08/12/2014
PANTELAKIS SECURITIES S.A.	06/11/2017
PIRAEUS SECURITIES S. A.	29/06/2017
LAMPSA HOTEL SA (CR)	Main Market
LEON DEPOLAS SECURITIES S.A.	16/01/2017
MIG (CR)	Main Market
PIRAEUS SECURITIES S. A.	02/02/2009
MOTOR OIL (CR)	Main Market
BETA SECURITIES S.A.	08/03/2021
EUROBANK EQUITIES INVESTMENT FIRM SINGLE MEMBER SA	22/10/2006
GREENPOST TRADING EUROPE LTD	12/06/2023
LEON DEPOLAS SECURITIES S.A.	01/04/2019
MERIT SECURITIES S.A	25/02/2019
NATIONAL SECURITIES SINGLE MEMBER SA	02/01/1900
PIRAEUS SECURITIES S. A.	04/05/2015
MPLE KEDROS (CR)	Main Market
MERIT SECURITIES S.A	30/09/2022
MYTILINEOS (CR)	Main Market
ALPHA FINANCE INVESTMENT SERVICES SINGLE MEMBER SA	15/04/2019
BETA SECURITIES S.A.	11/04/2022
EUROBANK EQUITIES INVESTMENT FIRM SINGLE MEMBER SA	20/09/2017
GREENPOST TRADING EUROPE LTD	12/06/2023
MERIT SECURITIES S.A	25/02/2019
NATIONAL SECURITIES SINGLE MEMBER SA	02/01/1900
PIRAEUS SECURITIES S. A.	04/05/2015
NATIONAL BANK (CR)	Main Market
ALPHA FINANCE INVESTMENT SERVICES SINGLE MEMBER SA	09/01/2006
EUROBANK EQUITIES INVESTMENT FIRM SINGLE MEMBER SA	22/10/2006
GREENPOST TRADING EUROPE LTD	12/06/2023
HELLENIC AMERICAN SECURITIES S.A.	25/07/2014
LEON DEPOLAS SECURITIES S.A.	20/05/2015
MERIT SECURITIES S.A	03/09/2012
NATIONAL SECURITIES SINGLE MEMBER SA	02/01/1900
PIRAEUS SECURITIES S. A.	08/09/2008
OPAP (CR)	Main Market
ALPHA FINANCE INVESTMENT SERVICES SINGLE MEMBER SA	09/01/2006
BETA SECURITIES S.A.	11/04/2022
EUROBANK EQUITIES INVESTMENT FIRM SINGLE MEMBER SA	22/10/2006
GREENPOST TRADING EUROPE LTD	12/06/2023
HELLENIC AMERICAN SECURITIES S.A.	25/07/2014
MERIT SECURITIES S.A	20/03/2017
NATIONAL SECURITIES SINGLE MEMBER SA	02/01/1900
PIRAEUS SECURITIES S. A.	04/05/2015
OTE (CR)	Main Market
ALPHA FINANCE INVESTMENT SERVICES SINGLE MEMBER SA	09/01/2006
BETA SECURITIES S.A.	11/04/2022
EUROBANK EQUITIES INVESTMENT FIRM SINGLE MEMBER SA	22/10/2006
GREENPOST TRADING EUROPE LTD	12/06/2023
HELLENIC AMERICAN SECURITIES S.A.	25/07/2014
LEON DEPOLAS SECURITIES S.A.	20/04/2015
MERIT SECURITIES S.A	20/03/2017
NATIONAL SECURITIES SINGLE MEMBER SA	02/01/1900
PIRAEUS SECURITIES S. A.	08/09/2008
P.P.A. S.A. (CR)	Main Market
EUROBANK EQUITIES INVESTMENT FIRM SINGLE MEMBER SA	06/02/2019
PAPOUTSANIS (CR)	Main Market
BETA SECURITIES S.A.	25/11/2013
PETROPOULOS PETROS (CR)	Main Market
EUROBANK EQUITIES INVESTMENT FIRM SINGLE MEMBER SA	01/04/2019
PANTELAKIS SECURITIES S.A.	16/03/2020

List of Stocks under Market Making operations

Securities	Stock Category
Market Maker	Start Market Making
PIRAEUS FINANCIAL HOLD (CR)	Main Market
ALPHA FINANCE INVESTMENT SERVICES SINGLE MEMBER SA	15/04/2019
EUROBANK EQUITIES INVESTMENT FIRM SINGLE MEMBER SA	22/10/2006
EUROXX SECURITIES S.A.	15/02/2016
GREENPOST TRADING EUROPE LTD	12/06/2023
HELLENIC AMERICAN SECURITIES S.A.	25/07/2014
LEON DEPOLAS SECURITIES S.A.	30/11/2018
MERIT SECURITIES S.A	16/09/2013
NATIONAL SECURITIES SINGLE MEMBER SA	02/01/1900
PIRAEUS SECURITIES S. A.	16/02/2009
PPC (CR)	Main Market
ALPHA FINANCE INVESTMENT SERVICES SINGLE MEMBER SA	09/01/2006
BETA SECURITIES S.A.	01/02/2021
EUROBANK EQUITIES INVESTMENT FIRM SINGLE MEMBER SA	22/10/2006
GREENPOST TRADING EUROPE LTD	12/06/2023
HELLENIC AMERICAN SECURITIES S.A.	01/09/2014
MERIT SECURITIES S.A	06/11/2017
NATIONAL SECURITIES SINGLE MEMBER SA	02/01/1900
PIRAEUS SECURITIES S. A.	28/09/2009
PREMA (CR)	Main Market
BETA SECURITIES S.A.	01/06/2021
LEON DEPOLAS SECURITIES S.A.	05/12/2022
PANTELAKIS SECURITIES S.A.	23/12/2021
PROFILE SA (CR)	Main Market
OPTIMA BANK S.A.	03/04/2023
PANTELAKIS SECURITIES S.A.	01/07/2019
QUALITY & RELIABILITY SA (CR)	Main Market
OPTIMA BANK S.A.	03/01/2023
QUEST HOLDINGS (CR)	Main Market
BETA SECURITIES S.A.	26/03/2018
EUROBANK EQUITIES INVESTMENT FIRM SINGLE MEMBER SA	28/01/2019
REVOIL (CR)	Main Market
BETA SECURITIES S.A.	26/06/2023
SIDMA STEEL (CR)	Main Market
LEON DEPOLAS SECURITIES S.A.	06/06/2022
OPTIMA BANK S.A.	25/05/2023
SPACE HELLAS SA (CR)	Main Market
MERIT SECURITIES S.A	09/12/2022
TECHNICAL OLYMPIC SA (CR)	Main Market
BETA SECURITIES S.A.	04/04/2022
TERNA ENERGY (CR)	Main Market
EUROBANK EQUITIES INVESTMENT FIRM SINGLE MEMBER SA	24/05/2021
PIRAEUS SECURITIES S. A.	09/12/2019
THRACE PLASTICS SA (CR)	Main Market
ALPHA FINANCE INVESTMENT SERVICES SINGLE MEMBER SA	26/03/2018
EUROBANK EQUITIES INVESTMENT FIRM SINGLE MEMBER SA	26/03/2018
TITAN CEMENT (CB)	Main Market
BETA SECURITIES S.A.	01/02/2021
EUROBANK EQUITIES INVESTMENT FIRM SINGLE MEMBER SA	06/11/2019
PIRAEUS SECURITIES S. A.	18/01/2021
TZIRAKIAN PROFIL (CR)	Main Market
LEON DEPOLAS SECURITIES S.A.	19/07/2021
VIOHALCO SA/NV (CB)	Main Market
ALPHA FINANCE INVESTMENT SERVICES SINGLE MEMBER SA	11/03/2008
EUROBANK EQUITIES INVESTMENT FIRM SINGLE MEMBER SA	04/03/2014
MERIT SECURITIES S.A	17/03/2014

Underlying Asset				Derivatives Market														
Price max	Price min	Closing price	change	Delivery Month	Open price	Price max	Price min	Last price	Closing price	Last Bid	Last Ask	Fixing price*	Life high	Life low	Trades	Volume	Open Interest	
(Trade Unit: 1 Index Point x 2€, Cash Settlement)																		
FTSE/Athex Large Cap	3,005.10	2,960.48	2,980.46	0.02%	July 2023	2,965.00	2,995.00	2,951.00	2,972.00	2,972.00	---	---	---	3,097.00	---	167	570	4,270
					August 2023	2,965.00	2,998.25	2,961.50	2,976.00	2,976.00	---	---	---	3,097.00	---	17	80	145
					September 2023	---	---	---	---	2,993.25	---	---	---	---	---	---	---	---
					December 2023	---	---	---	---	3,008.50	---	---	---	---	---	---	---	---
					March 2024	---	---	---	---	3,023.50	---	---	---	---	---	---	---	---
					June 2024	---	---	---	---	3,039.75	---	---	---	---	---	---	---	---
(Trade Unit: 1 Index Point x 15€, Cash Settlement)																		
FTSE/Athex Banks	972.30	942.45	961.00	0.82%	September 2023	952.00	975.00	948.25	964.00	964.00	---	---	---	1,052.25	---	22	94	1,140
					December 2023	---	---	---	---	962.25	---	---	---	---	---	---	---	---
					March 2024	---	---	---	---	967.00	---	---	---	---	---	---	---	---
					June 2024	---	---	---	---	972.25	---	---	---	---	---	---	---	---
(Trade Unit: 1 Index Point x 2€, Cash Settlement)																		
MSCI GREECE REBASED	4,776.72	4,694.46	4,729.76	-0.03%	July 2023	4,734.75	4,734.75	4,717.75	4,717.75	4,717.75	---	---	---	4,855.00	---	3	61	88
					August 2023	---	---	---	---	4,641.25	---	---	---	4,856.00	---	---	---	22
					September 2023	---	---	---	---	4,636.00	---	---	---	4,843.50	---	---	---	100
					December 2023	---	---	---	---	4,776.25	---	---	---	---	---	---	---	---
					March 2024	---	---	---	---	4,800.25	---	---	---	---	---	---	---	---
					June 2024	---	---	---	---	4,826.00	---	---	---	---	---	---	---	---

Underlying Asset				Derivatives Market													
Price max	Price min	Closing price	change	Delivery Month	Open price	Price max	Price min	Last price	Closing price	Last Bid	Last Ask	Fixing price*	Life high	Life low	Trades	Volume	Open Interest
ADMIE (IPTO) HOLDING S.A. (CR)				(Contract Size: 100 Securities, Physical Delivery)													
2.195	2.15	2.15	-1.15%	September 2023	2.15	2.18	2.13	2.15	2.15	---	---	---	2.29	---	48	493	14,816
				December 2023	---	---	---	---	2.20	---	---	---	---	---	---	---	---
				March 2024	---	---	---	---	2.21	---	---	---	---	---	---	---	---
				June 2024	---	---	---	---	2.22	---	---	---	---	---	---	---	---
AEGEAN AIRLINES (CR)				(Contract Size: 100 Securities, Physical Delivery)													
10.46	10.1	10.12	-2.32%	September 2023	10.43	10.53	10.23	10.34	10.34	---	---	---	10.99	---	32	171	5,819
				December 2023	---	---	---	---	10.46	---	---	---	---	---	---	---	---
				March 2024	---	---	---	---	10.51	---	---	---	---	---	---	---	---
				June 2024	---	---	---	---	10.57	---	---	---	---	---	---	---	---
ALPHA SERVICES HOLD (CR)				(Contract Size: 100 Securities, Physical Delivery)													
1.488	1.428	1.47	0.86%	September 2023	1.47	1.50	1.45	1.49	1.49	---	---	---	1.63	---	365	16,597	188,355
				December 2023	---	---	---	---	1.49	---	---	---	1.65	---	---	---	460
				March 2024	---	---	---	---	1.48	---	---	---	---	---	---	---	---
				June 2024	---	---	---	---	1.49	---	---	---	---	---	---	---	---
AUTOHELLAS SA (CR)				(Contract Size: 100 Securities, Physical Delivery)													
13.6	13.08	13.4	0.15%	September 2023	13.28	13.93	13.25	13.93	13.93	---	---	---	14.56	---	9	30	101
				December 2023	---	---	---	---	13.51	---	---	---	---	---	---	---	---
				March 2024	---	---	---	---	13.58	---	---	---	---	---	---	---	---
				June 2024	---	---	---	---	13.65	---	---	---	---	---	---	---	---
AVAX S.A. (CR)				(Contract Size: 100 Securities, Physical Delivery)													
1.254	1.194	1.246	3.32%	September 2023	---	---	---	---	1.22	---	---	---	1.29	---	---	---	734
				December 2023	---	---	---	---	1.22	---	---	---	---	---	---	---	---
				March 2024	---	---	---	---	1.22	---	---	---	---	---	---	---	---
				June 2024	---	---	---	---	1.23	---	---	---	---	---	---	---	---
CC HBC AG (CR)				(Contract Size: 100 Securities, Physical Delivery)													
27.03	26.68	26.7	-1.11%	September 2023	27.10	27.24	26.88	26.93	26.93	---	---	---	28.42	---	20	45	1,602
				December 2023	---	---	---	---	27.26	---	---	---	---	---	---	---	---
				March 2024	---	---	---	---	27.39	---	---	---	---	---	---	---	---
				June 2024	---	---	---	---	27.54	---	---	---	---	---	---	---	---
CENERGY HOLDINGS (CB)				(Contract Size: 100 Securities, Physical Delivery)													
6.1	5.99	6	-0.66%	September 2023	6.04	6.10	6.02	6.03	6.03	---	---	---	6.36	---	26	120	6,216
				December 2023	---	---	---	---	6.10	---	---	---	---	---	---	---	---
				March 2024	---	---	---	---	6.13	---	---	---	---	---	---	---	---
				June 2024	---	---	---	---	6.16	---	---	---	---	---	---	---	---

Derivatives notes

Fixing prices and final open positions can be retrieved from the following path <http://www.helex.gr/el/web/guest/statistics-end-of-day-derivatives>

Underlying Asset				Derivatives Market													
Price max	Price min	Closing price	change	Delivery Month	Open price	Price max	Price min	Last price	Closing price	Last Bid	Last Ask	Fixing price*	Life high	Life low	Trades	Volume	Open Interest
ELLAKTOR (CR)				(Contract Size: 100 Securities, Physical Delivery)													
2.26	2.195	2.24	2.05%	September 2023	2.23	2.23	2.20	2.21	2.21	---	---	---	2.45	---	4	11	541
				December 2023	---	---	---	---	2.22	---	---	---	---	---	---	---	---
				March 2024	---	---	---	---	2.23	---	---	---	---	---	---	---	---
				June 2024	---	---	---	---	2.24	---	---	---	---	---	---	---	---
ELVALHALCOR (CR)				(Contract Size: 100 Securities, Physical Delivery)													
1.938	1.9	1.91	-1.14%	September 2023	1.92	1.94	1.91	1.91	1.91	---	---	---	2.06	---	13	48	1,804
				December 2023	---	---	---	---	1.95	---	---	---	---	---	---	---	---
				March 2024	---	---	---	---	1.96	---	---	---	---	---	---	---	---
				June 2024	---	---	---	---	1.97	---	---	---	---	---	---	---	---
EUROBANK HOLDINGS (CR)				(Contract Size: 100 Securities, Physical Delivery)													
1.479	1.43	1.442	-0.55%	September 2023	1.45	1.48	1.44	1.45	1.45	---	---	---	1.59	---	100	4,280	31,360
				December 2023	---	---	---	---	1.46	---	---	---	---	---	---	---	---
				March 2024	---	---	---	---	1.47	---	---	---	---	---	---	---	---
				June 2024	---	---	---	---	1.48	---	---	---	---	---	---	---	---
EYDAP S.A. (CR)				(Contract Size: 100 Securities, Physical Delivery)													
6.65	6.54	6.65	0.00%	September 2023	6.64	6.70	6.64	6.64	6.64	---	---	---	7.03	---	14	49	835
				December 2023	---	---	---	---	6.71	---	---	---	---	---	---	---	---
				March 2024	---	---	---	---	6.75	---	---	---	---	---	---	---	---
				June 2024	---	---	---	---	6.78	---	---	---	---	---	---	---	---
FOURLIS (CR)				(Contract Size: 100 Securities, Physical Delivery)													
4.59	4.49	4.5	-0.77%	September 2023	4.52	4.54	4.52	4.54	4.54	---	---	---	4.61	---	2	8	1,342
				December 2023	---	---	---	---	4.58	---	---	---	---	---	---	---	---
				March 2024	---	---	---	---	4.60	---	---	---	---	---	---	---	---
				June 2024	---	---	---	---	4.63	---	---	---	---	---	---	---	---
GEK TERNA (CR)				(Contract Size: 100 Securities, Physical Delivery)													
14.2	14	14.12	-0.14%	September 2023	14.21	14.32	14.12	14.32	14.32	---	---	---	14.75	---	11	23	7,418
				December 2023	---	---	---	---	14.28	---	---	---	---	---	---	---	---
				March 2024	---	---	---	---	14.35	---	---	---	---	---	---	---	---
				June 2024	---	---	---	---	14.42	---	---	---	---	---	---	---	---
HELLENIC EXCHANGES-A.S.E. (CR)				(Contract Size: 100 Securities, Physical Delivery)													
4.86	4.72	4.86	1.36%	September 2023	4.83	4.90	4.82	4.88	4.88	---	---	---	5.20	---	55	353	5,773
				December 2023	---	---	---	---	4.84	---	---	---	---	---	---	---	---
				March 2024	---	---	---	---	4.87	---	---	---	---	---	---	---	---
				June 2024	---	---	---	---	4.89	---	---	---	---	---	---	---	---

Derivatives notes

Fixing prices and final open positions can be retrieved from the following path <http://www.helex.gr/el/web/guest/statistics-end-of-day-derivatives>

Underlying Asset				Derivatives Market													
Price max	Price min	Closing price	change	Delivery Month	Open price	Price max	Price min	Last price	Closing price	Last Bid	Last Ask	Fixing price*	Life high	Life low	Trades	Volume	Open Interest
HELLENIQ ENERGY (CR)				(Contract Size: 100 Securities, Physical Delivery)													
8.31	8.17	8.21	-0.12%	September 2023	7.78	7.85	7.75	7.75	7.75	---	---	---	8.11	---	12	40	1,050
				December 2023	---	---	---	---	8.30	---	---	---	---	---	---	---	---
				March 2024	---	---	---	---	8.34	---	---	---	---	---	---	---	---
				June 2024	---	---	---	---	8.38	---	---	---	---	---	---	---	---
INTRACOM HOLDINGS (CR)				(Contract Size: 100 Securities, Physical Delivery)													
2.02	1.974	1.998	0.40%	September 2023	2.01	2.03	1.99	1.99	1.99	---	---	---	2.20	---	19	53	3,044
				December 2023	---	---	---	---	2.01	---	---	---	---	---	---	---	---
				March 2024	---	---	---	---	2.02	---	---	---	---	---	---	---	---
				June 2024	---	---	---	---	2.03	---	---	---	---	---	---	---	---
INTRAKAT (CR)				(Contract Size: 100 Securities, Physical Delivery)													
2.12	2.07	2.1	0.00%	September 2023	2.09	2.11	2.09	2.10	2.10	---	---	---	2.22	---	23	263	9,542
				December 2023	---	---	---	---	2.12	---	---	---	---	---	---	---	---
				March 2024	---	---	---	---	2.13	---	---	---	---	---	---	---	---
				June 2024	---	---	---	---	2.14	---	---	---	---	---	---	---	---
JUMBO SA (CR)				(Contract Size: 100 Securities, Physical Delivery)													
24.14	23.1	23.16	-0.43%	September 2023	23.01	23.31	23.01	23.31	23.31	---	---	---	25.29	---	2	3	211
				December 2023	---	---	---	---	23.48	---	---	---	---	---	---	---	---
				March 2024	---	---	---	---	23.60	---	---	---	---	---	---	---	---
				June 2024	---	---	---	---	23.73	---	---	---	---	---	---	---	---
LAMDA DEVELOPMENT SA (CR)				(Contract Size: 100 Securities, Physical Delivery)													
6.68	6.435	6.605	1.54%	September 2023	6.49	6.68	6.49	6.68	6.68	---	---	---	6.84	---	10	11	4,918
				December 2023	---	---	---	---	6.57	---	---	---	---	---	---	---	---
				March 2024	---	---	---	---	6.60	---	---	---	---	---	---	---	---
				June 2024	---	---	---	---	6.64	---	---	---	---	---	---	---	---
MIG (CR)				(Contract Size: 100 Securities, Physical Delivery)													
4.11	3.87	4.02	1.77%	September 2023	4.00	4.00	4.00	4.00	4.00	---	---	---	5.10	---	1	1	64
				December 2023	---	---	---	---	3.99	---	---	---	---	---	---	---	---
				March 2024	---	---	---	---	4.01	---	---	---	---	---	---	---	---
				June 2024	---	---	---	---	4.03	---	---	---	---	---	---	---	---
MOTOR OIL (CR)				(Contract Size: 100 Securities, Physical Delivery)													
23.32	22.82	23.18	0.69%	September 2023	22.98	23.44	22.98	23.38	23.38	---	---	---	24.55	---	14	37	1,324
				December 2023	---	---	---	---	23.24	---	---	---	---	---	---	---	---
				March 2024	---	---	---	---	23.36	---	---	---	---	---	---	---	---
				June 2024	---	---	---	---	23.48	---	---	---	---	---	---	---	---

Derivatives notes

Fixing prices and final open positions can be retrieved from the following path <http://www.helex.gr/el/web/guest/statistics-end-of-day-derivatives>

Underlying Asset				Derivatives Market													
Price max	Price min	Closing price	change	Delivery Month	Open price	Price max	Price min	Last price	Closing price	Last Bid	Last Ask	Fixing price*	Life high	Life low	Trades	Volume	Open Interest
MYTILINEOS (CR)				(Contract Size: 100 Securities, Physical Delivery)													
31.66	31.26	31.5	-3.08%	September 2023	31.78	31.91	31.55	31.70	31.70	---	---	---	32.57	---	63	142	2,346
				December 2023	---	---	---	---	32.81	---	---	---	---	---	---	---	---
				March 2024	---	---	---	---	32.97	---	---	---	---	---	---	---	---
				June 2024	---	---	---	---	33.15	---	---	---	---	---	---	---	---
NATIONAL BANK (CR)				(Contract Size: 100 Securities, Physical Delivery)													
5.694	5.52	5.66	1.65%	September 2023	5.57	5.72	5.56	5.68	5.68	---	---	---	6.28	---	117	995	15,732
				December 2023	---	---	---	---	5.62	---	---	---	---	---	---	---	---
				March 2024	---	---	---	---	5.65	---	---	---	---	---	---	---	---
				June 2024	---	---	---	---	5.68	---	---	---	---	---	---	---	---
OPAP (CR)				(Contract Size: 103 Securities, Physical Delivery)													
15.87	15.45	15.59	0.32%	September 2023	15.66	15.89	15.66	15.70	15.70	---	---	---	16.42	15.65	13	55	1,836
				December 2023	---	---	---	---	15.69	---	---	---	---	---	---	---	---
				March 2024	---	---	---	---	15.77	---	---	---	---	---	---	---	---
				June 2024	---	---	---	---	15.85	---	---	---	---	---	---	---	---
OTE (CR)				(Contract Size: 100 Securities, Physical Delivery)													
15.13	14.93	15.1	1.27%	September 2023	14.68	14.72	14.55	14.70	14.70	---	---	---	15.08	---	29	230	11,591
				December 2023	---	---	---	---	15.05	---	---	---	---	---	---	---	---
				March 2024	---	---	---	---	15.13	---	---	---	---	---	---	---	---
				June 2024	---	---	---	---	15.21	---	---	---	---	---	---	---	---
P.P.A. S.A. (CR)				(Contract Size: 100 Securities, Physical Delivery)													
20.6	20.35	20.4	0.00%	September 2023	---	---	---	---	19.78	---	---	---	20.06	---	---	---	321
				December 2023	---	---	---	---	20.59	---	---	---	---	---	---	---	---
				March 2024	---	---	---	---	20.70	---	---	---	---	---	---	---	---
				June 2024	---	---	---	---	20.81	---	---	---	---	---	---	---	---
PIRAEUS FINANCIAL HOLD (CR)				(Contract Size: 100 Securities, Physical Delivery)													
2.74	2.642	2.728	2.10%	September 2023	2.71	2.77	2.66	2.75	2.75	---	---	---	3.07	---	213	4,076	70,302
				December 2023	---	---	---	---	2.70	---	---	---	---	---	---	---	---
				March 2024	---	---	---	---	2.71	---	---	---	---	---	---	---	---
				June 2024	---	---	---	---	2.73	---	---	---	---	---	---	---	---
PPC (CR)				(Contract Size: 100 Securities, Physical Delivery)													
9.83	9.55	9.585	-0.42%	September 2023	9.80	9.90	9.69	9.74	9.74	---	---	---	10.46	---	159	558	25,343
				December 2023	---	---	---	---	9.72	---	---	---	---	---	---	---	---
				March 2024	---	---	---	---	9.77	---	---	---	---	---	---	---	---
				June 2024	---	---	---	---	9.82	---	---	---	---	---	---	---	---

Derivatives notes

Fixing prices and final open positions can be retrieved from the following path <http://www.helex.gr/el/web/guest/statistics-end-of-day-derivatives>

Underlying Asset				Derivatives Market													
Price max	Price min	Closing price	change	Delivery Month	Open price	Price max	Price min	Last price	Closing price	Last Bid	Last Ask	Fixing price*	Life high	Life low	Trades	Volume	Open Interest
QUEST HOLDINGS (CR)				(Contract Size: 100 Securities, Physical Delivery)													
6.13	5.93	5.97	-1.32%	September 2023	6.06	6.10	5.96	5.96	5.96	---	---		6.45	---	5	12	136
				December 2023	---	---	---	---	6.11	---	---		---	---	---	---	---
				March 2024	---	---	---	---	6.14	---	---		---	---	---	---	---
				June 2024	---	---	---	---	6.17	---	---		---	---	---	---	---
TERNA ENERGY (CR)				(Contract Size: 100 Securities, Physical Delivery)													
20.36	20	20.12	0.50%	September 2023	20.15	20.43	20.15	20.23	20.23	---	---		21.16	---	37	185	11,276
				December 2023	---	---	---	---	20.21	---	---		---	---	---	---	---
				March 2024	---	---	---	---	20.31	---	---		---	---	---	---	---
				June 2024	---	---	---	---	20.42	---	---		---	---	---	---	---
TITAN CEMENT (CB)				(Contract Size: 100 Securities, Physical Delivery)													
17.12	16.88	17.08	0.59%	September 2023	16.64	16.67	16.64	16.67	16.67	---	---		16.98	---	3	4	347
				December 2023	---	---	---	---	17.14	---	---		---	---	---	---	---
				March 2024	---	---	---	---	17.23	---	---		---	---	---	---	---
				June 2024	---	---	---	---	17.32	---	---		---	---	---	---	---
VIOHALCO SA/NV (CB)				(Contract Size: 100 Securities, Physical Delivery)													
5.95	5.62	5.95	3.66%	September 2023	5.74	5.96	5.70	5.95	5.95	---	---		6.28	---	52	275	5,176
				December 2023	---	---	---	---	5.79	---	---		---	---	---	---	---
				March 2024	---	---	---	---	5.82	---	---		---	---	---	---	---
				June 2024	---	---	---	---	5.86	---	---		---	---	---	---	---

Derivatives notes

Fixing prices and final open positions can be retrieved from the following path <http://www.helex.gr/el/web/guest/statistics-end-of-day-derivatives>

Daily Official List

Section 7: Index Options

Year: 144 Trading Day No: 119

Tuesday, 27 June, 2023

FTSE/Athex Large Cap

(Trade Unit: 1 Index Point x 2€ - Exercicio Style: European, Cash Settlement)

Call Options																Put Options																				
July 2023								August 2023								Other Months		July 2023								August 2023								Other Months		Exerise Price
Open price	Price max	Price min	Last price	Closing price	Volume	Open Interest	Open price	Price max	Price min	Last price	Closing price	Volume	Open Interest	Volume	Open Interest	Open price	Price max	Price min	Last price	Closing price	Volume	Open Interest	Open price	Price max	Price min	Last price	Closing price	Volume	Open Interest	Volume	Open Interest					
1,775	-	-	-	-	-	-	-	-	-	-	-	-	-	-	-	-	-	-	-	-	-	-	-	-	-	-	-	-	-	-	-	1,775				
1,800	-	-	-	-	-	-	-	-	-	-	-	-	-	-	-	-	-	-	-	-	-	-	-	-	-	-	-	-	-	-	-	1,800				
1,825	-	-	-	-	-	-	-	-	-	-	-	-	-	-	-	-	-	-	-	-	-	-	-	-	-	-	-	-	-	-	-	1,825				
1,850	-	-	-	-	-	-	-	-	-	-	-	-	-	-	-	-	-	-	-	-	-	-	-	-	-	-	-	-	-	-	-	1,850				
1,875	-	-	-	-	-	-	-	-	-	-	-	-	-	-	-	-	-	-	-	-	-	-	-	-	-	-	-	-	-	-	-	1,875				
1,900	-	-	-	-	-	-	-	-	-	-	-	-	-	-	-	-	-	-	-	-	-	-	-	-	-	-	-	-	-	-	-	1,900				
1,925	-	-	-	-	-	-	-	-	-	-	-	-	-	-	-	-	-	-	-	-	-	-	-	-	-	-	-	-	-	-	-	1,925				
1,950	-	-	-	-	-	-	-	-	-	-	-	-	-	-	-	-	-	-	-	-	-	-	-	-	-	-	-	-	-	-	-	1,950				
1,975	-	-	-	-	-	-	-	-	-	-	-	-	-	-	-	-	-	-	-	-	-	-	-	-	-	-	-	-	-	-	-	1,975				
2,000	-	-	-	-	-	-	-	-	-	-	-	-	-	-	-	-	-	-	-	-	-	-	-	-	-	-	-	-	-	-	-	2,000				
2,050	-	-	-	-	-	-	-	-	-	-	-	-	-	-	-	-	-	-	-	-	-	-	-	-	-	-	-	-	-	-	-	2,050				
2,100	-	-	-	-	-	-	-	-	-	-	-	-	-	-	-	-	-	-	-	-	-	-	-	-	-	-	-	-	-	-	-	2,100				
2,150	-	-	-	-	-	-	-	-	-	-	-	-	-	-	-	-	-	-	-	-	-	-	-	-	-	-	-	-	-	-	-	2,150				
2,200	-	-	-	-	-	-	-	-	-	-	-	-	-	-	-	-	-	-	-	-	-	-	-	-	-	-	-	-	-	-	-	2,200				
2,250	-	-	-	-	-	-	-	-	-	-	-	-	-	-	-	-	-	-	-	-	-	-	-	-	-	-	-	-	-	-	-	2,250				
2,300	-	-	-	-	-	-	-	-	-	-	-	-	-	-	-	-	-	-	-	-	-	-	-	-	-	-	-	-	-	-	-	2,300				
2,350	0.00	0.00	0.00	-	598.00	-	-	-	-	-	-	-	-	-	-	-	0.00	0.00	0.00	-	0.01	-	-	-	-	-	-	-	-	-	-	-	2,350			
2,400	0.00	0.00	0.00	-	549.00	-	-	-	-	-	-	-	-	-	-	-	0.00	0.00	0.00	-	0.03	-	-	-	-	-	-	-	-	-	-	-	2,400			
2,450	0.00	0.00	0.00	-	499.00	-	-	-	-	-	-	-	-	-	-	-	0.00	0.00	0.00	-	0.11	-	-	-	-	-	-	-	-	-	-	-	2,450			
2,500	0.00	0.00	0.00	-	449.00	-	-	0.00	0.00	0.00	-	451.00	-	-	-	-	0.00	0.00	0.00	-	0.30	-	-	0.00	0.00	0.00	-	2.00	-	-	-	-	2,500			
2,550	0.00	0.00	0.00	-	399.00	-	-	0.00	0.00	0.00	-	403.00	-	-	-	-	0.00	0.00	0.00	-	0.76	-	-	0.00	0.00	0.00	-	3.70	-	-	-	-	2,550			
2,600	0.00	0.00	0.00	-	351.00	-	-	0.00	0.00	0.00	-	356.00	-	-	-	-	0.00	0.00	0.00	-	1.70	-	-	0.00	0.00	0.00	-	6.50	-	-	-	-	2,600			
2,650	0.00	0.00	0.00	-	303.00	-	-	0.00	0.00	0.00	-	311.00	-	-	-	-	0.00	0.00	0.00	-	3.70	-	-	0.00	0.00	0.00	-	10.75	-	-	-	-	2,650			
2,700	0.00	0.00	0.00	-	256.00	-	-	0.00	0.00	0.00	-	267.00	-	-	-	-	0.00	0.00	0.00	-	7.20	-	-	0.00	0.00	0.00	-	17.25	-	-	-	-	2,700			
2,750	0.00	0.00	0.00	-	212.00	-	-	0.00	0.00	0.00	-	226.00	-	-	-	-	0.00	0.00	0.00	-	13.00	-	-	0.00	0.00	0.00	-	26.25	-	-	-	-	2,750			
2,800	0.00	0.00	0.00	-	171.00	-	1	0.00	0.00	0.00	-	189.00	-	-	-	-	19.00	0.00	19.00	19.00	19.00	12	-	0.00	0.00	0.00	-	38.50	-	-	-	-	2,800			
2,850	0.00	0.00	0.00	-	135.00	-	-	0.00	0.00	0.00	-	155.00	-	-	-	-	0.00	0.00	0.00	-	35.50	-	20	0.00	0.00	0.00	-	54.00	-	-	-	-	2,850			
2,900	0.00	0.00	0.00	-	103.00	-	-	0.00	0.00	0.00	-	124.00	-	1	-	-	35.50	0.00	35.50	35.50	35.50	20	2	0.00	0.00	0.00	-	74.00	-	20	-	-	2,900			
2,950	0.00	0.00	0.00	-	75.50	-	82	0.00	0.00	0.00	-	98.00	-	-	-	-	0.00	0.00	0.00	-	76.50	-	10	0.00	0.00	0.00	-	97.50	-	-	-	-	2,950			
3,000	0.00	0.00	0.00	-	54.00	-	87	0.00	0.00	0.00	-	76.00	-	42	-	-	0.00	0.00	0.00	-	105.00	-	106	0.00	0.00	0.00	-	125.00	-	20	-	-	3,000			
3,050	0.00	0.00	0.00	-	37.25	-	57	0.00	0.00	0.00	-	58.00	-	-	-	-	0.00	0.00	0.00	-	138.00	-	51	0.00	0.00	0.00	-	157.00	-	20	-	-	3,050			
3,100	0.00	0.00	0.00	-	24.75	-	72	0.00	0.00	0.00	-	43.00	-	20	-	-	0.00	0.00	0.00	-	175.00	-	60	0.00	0.00	0.00	-	192.00	-	20	-	-	3,100			
3,150	0.00	0.00	0.00	-	15.75	-	111	0.00	0.00	0.00	-	31.25	-	20	-	-	0.00	0.00	0.00	-	216.00	-	40	0.00	0.00	0.00	-	230.00	-	61	-	-	3,150			
3,200	0.00	0.00	0.00	-	9.80	-	1	0.00	0.00	0.00	-	22.50	-	-	-	-	0.00	0.00	0.00	-	260.00	-	-	0.00	0.00	0.00	-	271.00	-	-	-	-	3,200			
3,250	0.00	0.00	0.00	-	5.90	-	-	0.00	0.00	0.00	-	15.75	-	-	-	-	0.00	0.00	0.00	-	306.00	-	-	0.00	0.00	0.00	-	314.00	-	-	-	-	3,250			
3,300	0.00	0.00	0.00	-	3.40	-	-	0.00	0.00	0.00	-	10.75	-	-	-	-	0.00	0.00	0.00	-	354.00	-	-	0.00	0.00	0.00	-	359.00	-	-	-	-	3,300			

Hellenic Exchanges – Athens Stock Exchange S.A.

Market Analysis & Communication Unit

Section 7, 1/2

FTSE/Athex Large Cap

(Trade Unit: 1 Index Point x 2€ - Exercise Style: European, Cash Settlement)

Call Options																Put Options																			
Exercise Price	July 2023							August 2023							Other Months		July 2023							August 2023							Other Months		Exercise Price		
	Open price	Price max	Price min	Last price	Closing price	Volume	Open Interest	Open price	Price max	Price min	Last price	Closing price	Volume	Open Interest	Volume	Open Interest	Open price	Price max	Price min	Last price	Closing price	Volume	Open Interest	Open price	Price max	Price min	Last price	Closing price	Volume	Open Interest	Volume	Open Interest			
3,350	0.00	0.00	0.00	-	1.90	-	-	0.00	0.00	0.00	-	7.30	-	-			0.00	0.00	0.00	-	402.00	-	-	0.00	0.00	0.00	-	405.00	-	-			3,350		
Totals:						0	411							0	83	0	0							32	289							0	141	0	0
Number of Trades:						0								0	0								2							0	0				

ALPHA SERVICES HOLD (CR)

(Contract Size: 100 Securities, Exercise Style: American, Physical Delivery)

Call Options																Put Options																	
Exercise Price	July 2023							August 2023							Other Months		July 2023							August 2023							Other Months		Exercise Price
	Open price	Price max	Price min	Last price	Closing price	Volume	Open Interest	Open price	Price max	Price min	Last price	Closing price	Volume	Open Interest	Volume	Open Interest	Open price	Price max	Price min	Last price	Closing price	Volume	Open Interest	Open price	Price max	Price min	Last price	Closing price	Volume	Open Interest	Volume	Open Interest	
0.550						-	-							-	-								-	-					-	-			0.006
0.600						-	-							-	-								-	-					-	-			0.006
0.650						-	-							-	-								-	-					-	-			0.007
0.700						-	-							-	-								-	-					-	-			0.007
0.750						-	-							-	-								-	-					-	-			0.008
0.800	0.000	0.000	0.000		0.661	-	-							-	-		0.000	0.000	0.000		0.002	-	-					-	-				0.008
0.850	0.000	0.000	0.000		0.611	-	-	0.000	0.000	0.000		0.613	-	-		0.000	0.000	0.000		0.001	-	-	0.000	0.000	0.000		0.001	-	-				0.009
0.900	0.000	0.000	0.000		0.561	-	-	0.000	0.000	0.000		0.563	-	-		0.000	0.000	0.000		0.001	-	-	0.000	0.000	0.000		0.001	-	-				0.009
0.950	0.000	0.000	0.000		0.511	-	-	0.000	0.000	0.000		0.513	-	-		0.000	0.000	0.000		0.001	-	-	0.000	0.000	0.000		0.001	-	-				0.010
1.000	0.000	0.000	0.000		0.461	-	-	0.000	0.000	0.000		0.464	-	-		0.000	0.000	0.000		0.001	-	-	0.000	0.000	0.000		0.001	-	-				0.010
1.100	0.000	0.000	0.000		0.362	-	-	0.000	0.000	0.000		0.369	-	-		0.000	0.000	0.000		0.001	-	-	0.000	0.000	0.000		0.006	-	-				0.011
1.200	0.000	0.000	0.000		0.266	-	-	0.000	0.000	0.000		0.280	-	-		0.000	0.000	0.000		0.005	-	-	0.000	0.000	0.000		0.016	-	-				0.012
1.300	0.000	0.000	0.000		0.179	-	-	0.000	0.000	0.000		0.202	-	-		0.000	0.000	0.000		0.017	-	-	0.000	0.000	0.000		0.039	-	-				0.013
1.400	0.000	0.000	0.000		0.108	-	4	0.000	0.000	0.000		0.138	-	-		0.000	0.000	0.000		0.046	-	-	0.000	0.000	0.000		0.075	-	-				0.014
1.500	0.000	0.000	0.000		0.058	-	10	0.000	0.000	0.000		0.090	-	-		0.000	0.000	0.000		0.097	-	-	0.000	0.000	0.000		0.126	-	-				0.015
1.600	0.000	0.000	0.000		0.028	-	-	0.000	0.000	0.000		0.056	-	-		0.000	0.000	0.000		0.166	-	-	0.000	0.000	0.000		0.192	-	-				0.016
1.700	0.000	0.000	0.000		0.012	-	-	0.000	0.000	0.000		0.032	-	-		0.000	0.000	0.000		0.250	-	-	0.000	0.000	0.000		0.268	-	-				0.017
1.800	0.000	0.000	0.000		0.005	-	-	0.000	0.000	0.000		0.018	-	-		0.000	0.000	0.000		0.343	-	-	0.000	0.000	0.000		0.355	-	-				0.018
1.900	0.000	0.000	0.000		0.002	-	-	0.000	0.000	0.000		0.010	-	-		0.000	0.000	0.000		0.441	-	-	0.000	0.000	0.000		0.447	-	-				0.019
2.000	0.000	0.000	0.000		0.001	-	-	0.000	0.000	0.000		0.005	-	-		0.000	0.000	0.000		0.540	-	-	0.000	0.000	0.000		0.542	-	-				0.020
2.200	0.000	0.000	0.000		0.001	-	-	0.000	0.000	0.000		0.001	-	-		0.000	0.000	0.000		0.740	-	-	0.000	0.000	0.000		0.740	-	-				0.022
Totals:						0	14						0	0	0	0						0	0					0	0	0	0		
Number of Trades:						0							0		0							0.00					0			0			

NATIONAL BANK (CR)

(Contract Size: 100 Securities, Exercise Style: American, Physical Delivery)

Call Options															Put Options																				
July 2023								August 2023							Other Months		July 2023								August 2023							Other Months			
Exerise Price	Open price	Price max	Price min	Last price	Closing price	Volume	Open Interest	Open price	Price max	Price min	Last price	Closing price	Volume	Open Interest	Volume	Open Interest	Open price	Price max	Price min	Last price	Closing price	Volume	Open Interest	Open price	Price max	Price min	Last price	Closing price	Volume	Open Interest	Volume	Open Interest	Exerise Price		
2.000						-	-						-	-								-	-					-	-					0.020	
2.200						-	-						-	-								-	-					-	-					0.022	
2.400						-	-						-	-								-	-					-	-					0.024	
2.600						-	-						-	-								-	-					-	-					0.026	
2.800						-	-						-	-								-	-					-	-					0.028	
3.000						-	-						-	-								-	-					-	-					0.030	
3.200	0.000	0.000	0.000		2.37	-	-						-	-			0.000	0.000	0.000		0.001	-	-					-	-					0.032	
3.400	0.000	0.000	0.000		2.17	-	-						-	-			0.000	0.000	0.000		0.001	-	-					-	-					0.034	
3.600	0.000	0.000	0.000		1.98	-	-	0.000	0.000	0.000		1.98	-	-			0.000	0.000	0.000		0.001	-	-	0.000	0.000	0.000		0.001	-	-					0.036
3.800	0.000	0.000	0.000		1.78	-	-	0.000	0.000	0.000		1.78	-	-			0.000	0.000	0.000		0.001	-	-	0.000	0.000	0.000		0.002	-	-					0.038
4.000	0.000	0.000	0.000		1.58	-	-	0.000	0.000	0.000		1.59	-	-			0.000	0.000	0.000		0.001	-	-	0.000	0.000	0.000		0.005	-	-					0.040
4.400	0.000	0.000	0.000		1.18	-	-	0.000	0.000	0.000		1.21	-	-			0.000	0.000	0.000		0.004	-	-	0.000	0.000	0.000		0.024	-	-					0.044
4.800	0.000	0.000	0.000		0.804	-	-	0.000	0.000	0.000		0.862	-	-			0.000	0.000	0.000		0.028	-	-	0.000	0.000	0.000		0.078	-	-					0.048
5.200	0.000	0.000	0.000		0.481	-	-	0.000	0.000	0.000		0.574	-	-			0.000	0.000	0.000		0.104	-	-	0.000	0.000	0.000		0.189	-	-					0.052
5.600	0.000	0.000	0.000		0.247	-	-	0.000	0.000	0.000		0.352	-	-			0.000	0.000	0.000		0.270	-	10	0.000	0.000	0.000		0.367	-	-					0.056
6.000	0.000	0.000	0.000		0.108	-	8	0.000	0.000	0.000		0.203	-	5			0.000	0.000	0.000		0.531	-	-	0.000	0.000	0.000		0.617	-	-					0.060
6.400	0.000	0.000	0.000		0.040	-	-	0.000	0.000	0.000		0.106	-	-			0.000	0.000	0.000		0.863	-	-	0.000	0.000	0.000		0.921	-	-					0.064
6.800	0.000	0.000	0.000		0.012	-	-	0.000	0.000	0.000		0.054	-	-			0.000	0.000	0.000		1.24	-	-	0.000	0.000	0.000		1.27	-	-					0.068
7.200	0.000	0.000	0.000		0.003	-	-	0.000	0.000	0.000		0.025	-	-			0.000	0.000	0.000		1.63	-	-	0.000	0.000	0.000		1.64	-	-					0.072
7.600	0.000	0.000	0.000		0.001	-	-	0.000	0.000	0.000		0.011	-	-			0.000	0.000	0.000		2.03	-	-	0.000	0.000	0.000		2.03	-	-					0.076
8.000	0.000	0.000	0.000		0.001	-	-	0.000	0.000	0.000		0.005	-	-			0.000	0.000	0.000		2.43	-	-	0.000	0.000	0.000		2.43	-	-					0.080
Totals:						0	8							0	5	0	0							0	10							0	0	0	270
Number of Trades:						0								0		0								0.00								0		0	

OPAP (CR)

(Contract Size: 100 Securities, Exercise Style: American, Physical Delivery)

Call Options																Put Options																				
July 2023								August 2023								Other Months		July 2023								August 2023								Other Months		
Exerise Price	Open price	Price max	Price min	Last price	Closing price	Volume	Open Interest	Open price	Price max	Price min	Last price	Closing price	Volume	Open Interest	Volume	Open Interest	Open price	Price max	Price min	Last price	Closing price	Volume	Open Interest	Open price	Price max	Price min	Last price	Closing price	Volume	Open Interest	Volume	Open Interest	Exerise Price			
8.800						-	-						-	-								-	-						-	-			0.088			
9.200						-	-						-	-								-	-						-	-			0.092			
9.600						-	-						-	-								-	-						-	-			0.096			
9.730	0.000	0.000	0.000		5.82	-	-						-	-			0.000	0.000	0.000		0.001	-	-					-	-			0.097				
10.000						-	-						-	-								-	-					-	-			0.100				
10.710	0.000	0.000	0.000		4.84	-	-						-	-			0.000	0.000	0.000		0.001	-	-					-	-			0.107				
11.000	0.000	0.000	0.000		4.56	-	-	0.000	0.000	0.000		4.57	-	-			0.000	0.000	0.000		0.001	-	-	0.000	0.000	0.000		0.005	-	-			0.110			
11.680	0.000	0.000	0.000		3.88	-	-						-	-			0.000	0.000	0.000		0.001	-	-					-	-			0.117				
12.000	0.000	0.000	0.000		3.56	-	-	0.000	0.000	0.000		3.58	-	-			0.000	0.000	0.000		0.001	-	-	0.000	0.000	0.000		0.001	-	-			0.120			
12.650	0.000	0.000	0.000		2.91	-	-						-	-			0.000	0.000	0.000		0.001	-	-					-	-			0.127				
13.000	0.000	0.000	0.000		2.56	-	-	0.000	0.000	0.000		2.59	-	-			0.000	0.000	0.000		0.001	-	-	0.000	0.000	0.000		0.011	-	-			0.130			
13.630	0.000	0.000	0.000		1.94	-	-						-	-			0.000	0.000	0.000		0.007	-	-					-	-			0.136				
14.000	0.000	0.000	0.000		1.58	-	-	0.000	0.000	0.000		1.66	-	-			0.000	0.000	0.000		0.021	-	-	0.000	0.000	0.000		0.077	-	-			0.140			
14.600	0.000	0.000	0.000		1.05	-	-						-	-			0.000	0.000	0.000		0.086	-	15					-	-			0.146				
15.000	0.000	0.000	0.000		0.738	-	-	0.000	0.000	0.000		0.896	-	-			0.000	0.000	0.000		0.178	-	-	0.000	0.000	0.000		0.313	-	-			0.150			
15.570	0.000	0.000	0.000		0.400	-	60						-	-			0.000	0.000	0.000		0.409	-	-					-	-			0.156				
16.000	0.000	0.000	0.000		0.229	-	-	0.000	0.000	0.000		0.388	-	-			0.000	0.000	0.000		0.670	-	-	0.000	0.000	0.000		0.806	-	-			0.160			
16.550	0.000	0.000	0.000		0.097	-	6						-	-			0.000	0.000	0.000		1.09	-	-					-	-			0.166				
17.000	0.000	0.000	0.000		0.042	-	-	0.000	0.000	0.000		0.135	-	5			0.000	0.000	0.000		1.49	-	-	0.000	0.000	0.000		1.56	-	-			0.170			
17.520	0.000	0.000	0.000		0.015	-	-						-	-			0.000	0.000	0.000		1.98	-	-					-	-			0.175				
18.000	0.000	0.000	0.000		0.004	-	-	0.000	0.000	0.000		0.037	-	-			0.000	0.000	0.000		2.46	-	-	0.000	0.000	0.000		2.47	-	-			0.180			
18.490	0.000	0.000	0.000		0.001	-	-						-	-			0.000	0.000	0.000		2.95	-	-					-	-			0.185				
19.000	0.000	0.000	0.000		0.002	-	-	0.000	0.000	0.000		0.008	-	-			0.000	0.000	0.000		3.46	-	-	0.000	0.000	0.000		3.46	-	-			0.190			
19.470	0.000	0.000	0.000		0.001	-	-						-	-			0.000	0.000	0.000		3.93	-	-					-	-			0.195				
20.000	0.000	0.000	0.000		0.001	-	-	0.000	0.000	0.000		0.001	-	-			0.000	0.000	0.000		4.46	-	-	0.000	0.000	0.000		4.46	-	-			0.200			
21.410	0.000	0.000	0.000		0.001	-	-						-	-			0.000	0.000	0.000		5.87	-	-					-	-			0.214				
22.000	0.000	0.000	0.000		0.001	-	-	0.000	0.000	0.000		0.003	-	-			0.000	0.000	0.000		6.46	-	-	0.000	0.000	0.000		6.46	-	-			0.220			
23.360	0.000	0.000	0.000		0.001	-	-						-	-			0.000	0.000	0.000		7.82	-	-					-	-			0.234				
24.000						-	-	0.000	0.000	0.000		0.001	-	-								-	-	0.000	0.000	0.000		8.46	-	-			0.240			
Totals:						0	66							0	5	0	0							0	15							0	5	0	0	
Number of Trades:						0								0		0								0.00								0		0		

OTE (CR)

(Contract Size: 100 Securities, Exercise Style: American, Physical Delivery)

Call Options															Put Options																			
Exerise Price	July 2023							August 2023							Other Months		July 2023							August 2023							Other Months		Exerise Price	
	Open price	Price max	Price min	Last price	Closing price	Volume	Open Interest	Open price	Price max	Price min	Last price	Closing price	Volume	Open Interest	Volume	Open Interest	Open price	Price max	Price min	Last price	Closing price	Volume	Open Interest	Open price	Price max	Price min	Last price	Closing price	Volume	Open Interest	Volume	Open Interest		
9.200	0.000	0.000	0.000		5.72	-	-						-	-			0.000	0.000	0.000		0.001	-	-				-	-				0.092		
9.600	0.000	0.000	0.000		5.32	-	-	0.000	0.000	0.000		5.34	-	-			0.000	0.000	0.000		0.001	-	-	0.000	0.000	0.000		0.001	-	-			0.096	
10.000	0.000	0.000	0.000		4.92	-	-	0.000	0.000	0.000		4.94	-	-			0.000	0.000	0.000		0.001	-	-	0.000	0.000	0.000		0.001	-	-			0.100	
11.000	0.000	0.000	0.000		3.93	-	-	0.000	0.000	0.000		3.94	-	-			0.000	0.000	0.000		0.001	-	-	0.000	0.000	0.000		0.001	-	-			0.110	
12.000	0.000	0.000	0.000		2.93	-	-	0.000	0.000	0.000		2.95	-	-			0.000	0.000	0.000		0.001	-	-	0.000	0.000	0.000		0.001	-	-			0.120	
13.000	0.000	0.000	0.000		1.93	-	-	0.000	0.000	0.000		1.97	-	-			0.000	0.000	0.000		0.004	-	5	0.000	0.000	0.000		0.025	-	-			0.130	
14.000	0.000	0.000	0.000		1.00	-	1	0.000	0.000	0.000		1.11	-	-			0.000	0.000	0.000		0.073	-	-	0.000	0.000	0.000		0.156	-	-			0.140	
15.000	0.000	0.000	0.000		0.343	-	25	0.000	0.000	0.000		0.485	-	-			0.000	0.000	0.000		0.414	-	-	0.000	0.000	0.000		0.534	-	-			0.150	
16.000	0.000	0.000	0.000		0.066	-	-	0.000	0.000	0.000		0.157	-	-			0.000	0.000	0.000		1.14	-	-	0.000	0.000	0.000		1.21	-	-			0.160	
17.000	0.000	0.000	0.000		0.007	-	-	0.000	0.000	0.000		0.039	-	-			0.000	0.000	0.000		2.09	-	-	0.000	0.000	0.000		2.10	-	-			0.170	
18.000	0.000	0.000	0.000		0.004	-	-	0.000	0.000	0.000		0.007	-	-			0.000	0.000	0.000		3.09	-	-	0.000	0.000	0.000		3.09	-	-			0.180	
19.000	0.000	0.000	0.000		0.001	-	-	0.000	0.000	0.000		0.001	-	-			0.000	0.000	0.000		4.09	-	-	0.000	0.000	0.000		4.09	-	-			0.190	
20.000	0.000	0.000	0.000		0.001	-	-	0.000	0.000	0.000		0.001	-	-			0.000	0.000	0.000		5.09	-	-	0.000	0.000	0.000		5.09	-	-			0.200	
22.000						-	-						-	-								-	-					-	-				0.220	
Totals:							0	26								0	0	0	0								0	0	0	0	0	0		
Number of Trades:							0									0		0								0		0		0				

PIRAEUS FINANCIAL HOLD (CR)

(Contract Size: 100 Securities, Exercise Style: American, Physical Delivery)

Call Options																Put Options																				
July 2023								August 2023								Other Months		July 2023								August 2023								Other Months		
Exerise Price	Open price	Price max	Price min	Last price	Closing price	Volume	Open Interest	Open price	Price max	Price min	Last price	Closing price	Volume	Open Interest	Volume	Open Interest	Open price	Price max	Price min	Last price	Closing price	Volume	Open Interest	Open price	Price max	Price min	Last price	Closing price	Volume	Open Interest	Volume	Open Interest	Exerise Price			
0.750						-	-							-	-							-	-					-	-			0.008				
0.800						-	-							-	-							-	-					-	-			0.008				
0.850						-	-							-	-							-	-					-	-			0.009				
0.900						-	-							-	-							-	-					-	-			0.009				
0.950						-	-							-	-							-	-					-	-			0.010				
1.000						-	-							-	-							-	-					-	-			0.010				
1.100						-	-							-	-							-	-					-	-			0.011				
1.200						-	-							-	-							-	-					-	-			0.012				
1.300						-	-							-	-							-	-					-	-			0.013				
1.400						-	-							-	-							-	-					-	-			0.014				
1.500						-	-							-	-							-	-					-	-			0.015				
1.600	0.000	0.000	0.000		1.07	-	-							-	-		0.000	0.000	0.000		0.001	-	-					-	-			0.016				
1.700	0.000	0.000	0.000		0.972	-	-	0.000	0.000	0.000		0.975	-	-			0.000	0.000	0.000		0.001	-	-	0.000	0.000	0.000		0.001	-	-			0.017			
1.800	0.000	0.000	0.000		0.873	-	-	0.000	0.000	0.000		0.876	-	-			0.000	0.000	0.000		0.001	-	-	0.000	0.000	0.000		0.001	-	-			0.018			
1.900	0.000	0.000	0.000		0.773	-	-	0.000	0.000	0.000		0.778	-	-			0.000	0.000	0.000		0.001	-	-	0.000	0.000	0.000		0.003	-	-			0.019			
2.000	0.000	0.000	0.000		0.673	-	-	0.000	0.000	0.000		0.682	-	-			0.000	0.000	0.000		0.001	-	-	0.000	0.000	0.000		0.006	-	-			0.020			
2.200	0.000	0.000	0.000		0.478	-	-	0.000	0.000	0.000		0.500	-	-			0.000	0.000	0.000		0.005	-	-	0.000	0.000	0.000		0.024	-	-			0.022			
2.400	0.000	0.000	0.000		0.301	-	-	0.000	0.000	0.000		0.343	-	-			0.000	0.000	0.000		0.028	-	-	0.000	0.000	0.000		0.066	-	-			0.024			
2.600	0.000	0.000	0.000		0.163	-	-	0.000	0.000	0.000		0.219	-	-			0.000	0.000	0.000		0.089	-	-	0.000	0.000	0.000		0.142	-	-			0.026			
2.800	0.000	0.000	0.000		0.074	-	-	0.000	0.000	0.000		0.128	-	5			0.000	0.000	0.000		0.201	-	-	0.000	0.000	0.000		0.251	-	-			0.028			
3.000	0.000	0.000	0.000		0.028	-	-	0.000	0.000	0.000		0.071	-	-			0.000	0.000	0.000		0.355	-	-	0.000	0.000	0.000		0.394	-	-			0.030			
3.200	0.000	0.000	0.000		0.009	-	-	0.000	0.000	0.000		0.037	-	-			0.000	0.000	0.000		0.536	-	-	0.000	0.000	0.000		0.560	-	-			0.032			
3.400	0.000	0.000	0.000		0.002	-	-	0.000	0.000	0.000		0.017	-	-			0.000	0.000	0.000		0.731	-	-	0.000	0.000	0.000		0.741	-	-			0.034			
3.600	0.000	0.000	0.000		0.001	-	-	0.000	0.000	0.000		0.008	-	-			0.000	0.000	0.000		0.930	-	-	0.000	0.000	0.000		0.933	-	-			0.036			
3.800	0.000	0.000	0.000		0.001	-	-	0.000	0.000	0.000		0.004	-	-			0.000	0.000	0.000		1.13	-	-	0.000	0.000	0.000		1.13	-	-			0.038			
4.000	0.000	0.000	0.000		0.001	-	-	0.000	0.000	0.000		0.002	-	-			0.000	0.000	0.000		1.33	-	-	0.000	0.000	0.000		1.33	-	-			0.040			
Totals:						0	0							0	5	0	0							0	0							0	0			
Number of Trades:						0								0		0								0.00								0	0			

PPC (CR)

(Contract Size: 100 Securities, Exercise Style: American, Physical Delivery)

Call Options																Put Options																				
July 2023								August 2023								Other Months		July 2023								August 2023								Other Months		
Exercise Price	Open price	Price max	Price min	Last price	Closing price	Volume	Open Interest	Open price	Price max	Price min	Last price	Closing price	Volume	Open Interest	Volume	Open Interest	Open price	Price max	Price min	Last price	Closing price	Volume	Open Interest	Open price	Price max	Price min	Last price	Closing price	Volume	Open Interest	Volume	Open Interest	Exercise Price			
3.600						-	-							-	-								-	-					-	-			0.036			
3.800						-	-							-	-								-	-					-	-			0.038			
4.000						-	-							-	-								-	-					-	-			0.040			
4.400						-	-							-	-								-	-					-	-			0.044			
4.800						-	-							-	-								-	-					-	-			0.048			
5.200						-	-							-	-								-	-					-	-			0.052			
5.600						-	-							-	-								-	-					-	-			0.056			
6.000	0.000	0.000	0.000		3.64	-	-	0.000	0.000	0.000		3.65	-	-			0.000	0.000	0.000		0.001	-	-	0.000	0.000	0.000		0.001	-	-	0.000	0.000	0.060			
6.400	0.000	0.000	0.000		3.24	-	-	0.000	0.000	0.000		3.25	-	-			0.000	0.000	0.000		0.001	-	-	0.000	0.000	0.000		0.002	-	-	0.000	0.000	0.064			
6.800	0.000	0.000	0.000		2.84	-	-	0.000	0.000	0.000		2.86	-	-			0.000	0.000	0.000		0.001	-	-	0.000	0.000	0.000		0.007	-	-	0.000	0.000	0.068			
7.200	0.000	0.000	0.000		2.44	-	-	0.000	0.000	0.000		2.47	-	-			0.000	0.000	0.000		0.002	-	-	0.000	0.000	0.000		0.018	-	-	0.000	0.000	0.072			
7.600	0.000	0.000	0.000		2.05	-	-	0.000	0.000	0.000		2.09	-	-			0.000	0.000	0.000		0.008	-	-	0.000	0.000	0.000		0.041	-	-	0.000	0.000	0.076			
8.000	0.000	0.000	0.000		1.67	-	-	0.000	0.000	0.000		1.74	-	-			0.000	0.000	0.000		0.027	-	-	0.000	0.000	0.000		0.083	-	-	0.000	0.000	0.080			
8.400	0.000	0.000	0.000		1.31	-	-	0.000	0.000	0.000		1.41	-	-			0.000	0.000	0.000		0.065	-	-	0.000	0.000	0.000		0.153	-	-	0.000	0.000	0.084			
8.800	0.000	0.000	0.000		0.983	-	-	0.000	0.000	0.000		1.11	-	-			0.000	0.000	0.000		0.141	-	-	0.000	0.000	0.000		0.258	-	-	0.000	0.000	0.088			
9.200	0.000	0.000	0.000		0.705	-	22	0.000	0.000	0.000		0.857	-	-			0.000	0.000	0.000		0.263	-	6	0.000	0.000	0.000		0.402	-	-	0.000	0.000	0.092			
9.600	0.000	0.000	0.000		0.479	-	-	0.000	0.000	0.000		0.645	-	-			0.000	0.000	0.000		0.436	-	5	0.000	0.000	0.000		0.589	-	-	0.000	0.000	0.096			
10.000	0.000	0.000	0.000		0.310	-	30	0.000	0.000	0.000		0.475	-	-			0.000	0.000	0.000		0.667	-	10	0.000	0.000	0.000		0.818	-	-	0.000	0.000	0.100			
11.000	0.000	0.000	0.000		0.083	-	50	0.000	0.000	0.000		0.196	-	8			0.000	0.000	0.000		1.44	-	-	0.000	0.000	0.000		1.54	-	-	0.000	0.000	0.110			
12.000	0.000	0.000	0.000		0.017	-	-	0.000	0.000	0.000		0.071	-	-			0.000	0.000	0.000		2.38	-	-	0.000	0.000	0.000		2.42	-	-	0.000	0.000	0.120			
13.000	0.000	0.000	0.000		0.002	-	-	0.000	0.000	0.000		0.023	-	-			0.000	0.000	0.000		3.37	-	-	0.000	0.000	0.000		3.38	-	-	0.000	0.000	0.130			
14.000	0.000	0.000	0.000		0.002	-	-	0.000	0.000	0.000		0.006	-	-			0.000	0.000	0.000		4.37	-	-	0.000	0.000	0.000		4.37	-	-	0.000	0.000	0.140			
15.000	0.000	0.000	0.000		0.001	-	-	0.000	0.000	0.000		0.002	-	-			0.000	0.000	0.000		5.37	-	-	0.000	0.000	0.000		5.37	-	-	0.000	0.000	0.150			
Totals:						0	102						0	8	0	0						0	21					0	21	0	0					
Number of Trades:						0							0		0							0.00					0				0					

Lending Products	Underlying Title	Multilateral Transactions[1]					Bilateral Transactions[2]		Stock Borrowing through OTC (volume)[3]
		Open Interest[5]	Volume(Offered)	Average Weighted	Transactions volume	Average Weighted	Transactions Volume	Average Weighted	Transactions Volume
ADMIEBOR	ADMIE (IPTO) HOLDING S.A. (CR)	---	---	---	---	---	---	---	356,706
AEGNBOR	AEGEAN AIRLINES (CR)	---	---	---	---	---	---	---	24,094
ALPHABOR	ALPHA SERVICES HOLD (CR)	200	---	---	---	---	---	---	58,563,854
ALMYBOR	ALUMIL (CR)	---	---	---	---	---	---	---	---
OTOELBOR	AUTOHELLAS SA (CR)	---	---	---	---	---	---	---	195,820
AVAXBOR	AVAX S.A. (CR)	---	---	---	---	---	---	---	---
EEEBOR	CC HBC AG (CR)	2,661	---	---	---	---	---	---	47,768
CENERBOR	CENERGY HOLDINGS (CB)	18,051	---	---	---	---	---	---	---
ELLAKTORBOR	ELLAKTOR (CR)	3,260	---	---	---	---	---	---	258,527
ELHABOR	ELVALHALCOR (CR)	447	---	---	---	---	---	---	64,887
EUROBBOR	EUROBANK HOLDINGS (CR)	15,000	---	---	---	---	---	---	34,112,689
EYDAPBOR	EYDAP S.A. (CR)	501	---	---	---	---	---	---	233,378
FFGRPBOR	FOLLI FOLLIE (CR)	---	---	---	---	---	---	---	886,310
FOYRKBOR	FOURLIS (CR)	3,500	---	---	---	---	---	---	30,873
GEKTERNABOR	GEK TERNA (CR)	---	---	---	---	---	---	---	1,293
SARBOR	GR. SARANTIS S.A. (CR)	1,727	---	---	150	7.23%	---	---	103,451
EXAEBOR	HELLENIC EXCHANGES-A.S.E. (CR)	3,000	---	---	---	---	---	---	478,516
ELPEBOR	HELLENIQ ENERGY (CR)	561	---	---	---	---	---	---	405,551
INTRKBOR	INTRACOM HOLDINGS (CR)	---	---	---	---	---	---	---	---
INKATBOR	INTRAKAT (CR)	---	---	---	---	---	---	---	---
BELABOR	JUMBO SA (CR)	5,098	---	---	---	---	---	---	199,271
LAMDABOR	LAMDA DEVELOPMENT SA (CR)	500	---	---	---	---	---	---	521,002
MIGBOR	MIG (CR)	1,952	---	---	---	---	---	---	40,179
MOHBOR	MOTOR OIL (CR)	24,780	---	---	---	---	---	---	909,461
MYTILBOR	MYTILINEOS (CR)	18,122	---	---	---	---	---	---	198,546
ETEBOR	NATIONAL BANK (CR)	1,236	---	---	---	---	---	---	10,299,076
OPAPBOR	OPAP (CR)	4,821	---	---	---	---	---	---	1,642,758
HTOBOR	OTE (CR)	---	---	---	---	---	---	---	1,557,668
PPABOR	P.P.A. S.A. (CR)	---	---	---	10	5.40%	---	---	65,287
TPEIRBOR	PIRAEUS FINANCIAL HOLD (CR)	6,495	---	---	28,000	8.93%	29,000	1.15%	789,868
PPCBOR	PPC (CR)	3,000	---	---	---	---	---	---	1,757,039

Stock Lending Notes

- [1] - Multilateral contracts Lending or Borrowing as per Methods 8-1, 8-2 and 8-3-3 (According to ATHEX BoD Resolution No.17)
- [2] - Billateral Contracts Lending or Borrowing as per Methods 8-3-1 and 8-3-2 (According to ATHEX BoD Resolution No.20)
- [3] - The information concerning OTC Stock Borrowing Transactions is based on the statements of the Dematerialised Securities System (DSS) operators involved and refers to volumes that have been registered up until the previous working day.
- [4] - Average Price (Volume weighted)
- [5] - The Data concerning Open Interest before the start of trading session

Lending Products	Underlying Title	Multilateral Transactions[1]					Bilateral Transactions[2]		Stock Borrowing through OTC (volume)[3]
		Open Interest[5]	Volume(Offered)	Average Weighted	Transactions volume	Average Weighted	Transactions Volume	Average Weighted	Transactions Volume
QUALBOR	QUALITY & RELIABILITY SA (CR)	---	---	---	---	---	---	---	---
QUESTBOR	QUEST HOLDINGS (CR)	3,314	---	---	300	5.88%	---	---	40,233
TENERGYBOR	TERNA ENERGY (CR)	---	---	---	---	---	---	---	66,200
TITCBOR	TITAN CEMENT (CB)	7,951	---	---	---	---	---	---	361,305
VIOBOR	VIOHALCO SA/NV (CB)	534	---	---	---	---	---	---	---

Stock Lending Notes

- [1] - Multilateral contracts Lending or Borrowing as per Methods 8-1, 8-2 and 8-3-3 (According to ATHEX BoD Resolution No.17)
- [2] - Bilateral Contracts Lending or Borrowing as per Methods 8-3-1 and 8-3-2 (According to ATHEX BoD Resolution No.20)
- [3] - The information concerning OTC Stock Borrowing Transactions is based on the statements of the Dematerialised Securities System (DSS) operators involved and refers to volumes that have been registered up until the previous working day.
- [4] - Average Price (Volume weighted)
- [5] - The Data concerning Open Interest before the start of trading session

Sectors codification for listed companies

12003 -	ETF	10101010	Computer Services
10101015	Software	10102030	Computer Hardware
15101010	Telecommunications Equipment	15102015	Telecommunications Services
20101010	Health Care Facilities	20101025	Health Care Services
20102010	Medical Equipment	20103015	Pharmaceuticals
30101010	Banks	30202000	Diversified Financial Services
30202010	Asset Managers & Custodians	30202015	Investment Services
30204000	Closed End Investments	30302010	Full Line Insurance
30302015	Insurance Brokers	30302025	Property and Casualty Insurance
35101010	Real Estate Holding and Development	35101015	Real Estate Services
35102000	Diversified REITs	35102030	Office REITs
40201040	Rental & Leasing Services: Consumer	40202010	Home Construction
40202015	Household Furnishings	40202020	Household Appliance
40203040	Electronic Entertainment	40203045	Toys
40204020	Clothing & Accessories	40301010	Entertainment
40301030	Publishing	40301035	Radio & TV Broadcasters
40401010	Diversified Retailers	40401020	Apparel Retailers
40401025	Home Improvement Retailers	40401030	Specialty Retailers
40501010	Airlines	40501015	Travel & Tourism
40501020	Casinos & Gambling	40501025	Hotels & Motels
45101015	Distillers & Vintners	45101020	Soft Drinks
45102010	Farming Fishing Ranching & Plantations	45102020	Food Products
45103010	Tobacco	45201010	Food Retailers & Wholesalers
45201020	Personal Products	50101010	Construction
50101020	Building Roof/Wallboard and Plumbing	50101030	Cement
50101035	Building Materials: Other	50202010	Electrical Components
50203000	Diversified Industrials	50203015	Plastics
50203030	Containers & Packaging	50204000	Machinery: Industrial
50204020	Machinery: Construction & Handling	50205010	Industrial Suppliers
50205020	Back Office Support HR & Consulting	50205030	Forms & Bulk Printing Services
50206015	Commercial Vehicles & Parts	50206030	Marine Transportation
50206060	Transportation Services	55101000	Diversified Materials
55101020	Textile Products	55102000	General Mining
55102010	Iron & Steel	55102015	Metal Fabricating
55102035	Aluminum	60101020	Oil Refining and Marketing
65101010	Alternative Electricity	65101015	Conventional Electricity
65102030	Water		



ATHEX
Athens Stock Exchange

Λεωφ. Αθηνών 110 104 42 Αθήνα
110, Athinon Ave. GR 104 42 Athens
tel. (+30)210-33.66.800, fax (+30)210-33.66.101
www.athexgroup.gr