


23

Ημερήσιο Δελτίο
Συναλλακτικής Δραστηριότητας

Daily Official List
of Trading Activity

Friday, 30 June, 2023

Year: 144 Trading Day No: 122



ATHEXGROUP
Athens Exchange Group

Disclaimer:

Hellenic Exchanges-Athens Stock Exchange S.A. endeavours to ensure that the data and other material ("Information") presented on the Daily Official List are accurate and complete, but it is not liable for any errors or omissions of data or /and for the accuracy, credibility, updating and completeness of the aforesaid information nor it has any liability arising directly or indirectly from the use of the above Information.

The Company is not liable for the accuracy of the data included in listed companies' announcements. Only the sender of such an announcement is fully and solely liable for any infringement of third party's rights from the content of such announcement. All contents of the Daily Official List are provided only for information purposes and do not constitute investment advice or solicitation to invest in securities or other products listed for trading on the Exchange.

You acknowledge and agree that the Company is the owner of any property rights related to any Information appearing on the Daily Official List including intellectual property rights copyright, trademarks, etc.

The above data are a property of the Hellenic Exchanges-Athens Exchange and are copyright protected. Users are forbidden to reproduce, modify, copy, sale, transmit or redistribute, by all reproduction means and methods, part or the whole of the above data, without reference to their source.

The commercial exploitation of these data is, also, forbidden by third parties. Hellenic Exchanges-Athens Exchange does not carry any responsibility, direct or indirect, derived from usage or accidental alteration of the above data when used by third parties.

Hellenic Exchanges – Athens Stock Exchange S.A.

110 Athinon Ave., 10442 Athens, Tel: (210) 33.66.800, Fax: (210) 32.13.938

www.athexgroup.gr

Thessalonica Stock Exchange Center (T.S.E.C)

16-18 Katouni Str., Thessalonica 546 25 Tel: (2310) 567.667, Fax: (2310) 530.545

Athex Members Guarantee Fund

14-16 Fidiou Str., Athens 106 78, Tel: (210) 33.04.682, Fax: (210) 33.04.155

Hellenic Republic Capital Market Commission

1 Kolokotroni Str. & 1 Stadiou Str., Athens 10562 Tel: (210) 33.77.100 Fax: (210) 33.77.173

Table of Contents

Section 1: Statistical Figures of Securities, Derivatives and Lending

Summary of Markets

Athex Indices

Analytic Figures for Athex Market's Boards and Categories

Trading Details by Athex Sectors and Financial Instruments (ETFs)

Top 10 best & worst performing Shares

Derivatives Summary

Section 2: Analytic Figures of Shares Transactions

Analytic Figures of Shares Transactions

Shares' Notes

Section 3: Figures of Securities Transactions

Securities Blocks Details

Shares Rights Details

Stock Borrowing

Forced Sales Details

Forced Sales Registered Shares

Exchange Traded Funds (ETFs) Characteristics

Section 5: Bonds traded in Fixed Income Assets Market

Convertible Corporate Bonds - Regulated Market

Non Convertible Corporate Bonds - Regulated Market

Government Bonds

Treasury Bills & Zero Coupon Government Bonds

Government Bonds Traded with the Open Outcry Method

State Banks Bonds

Section 6: Additional Infos

Athex & ATHEXClear Members List

List of Stocks under Market Making operations

Section 7: Derivatives Market Analytic Figures

Index Futures

Stock Futures

Index Options

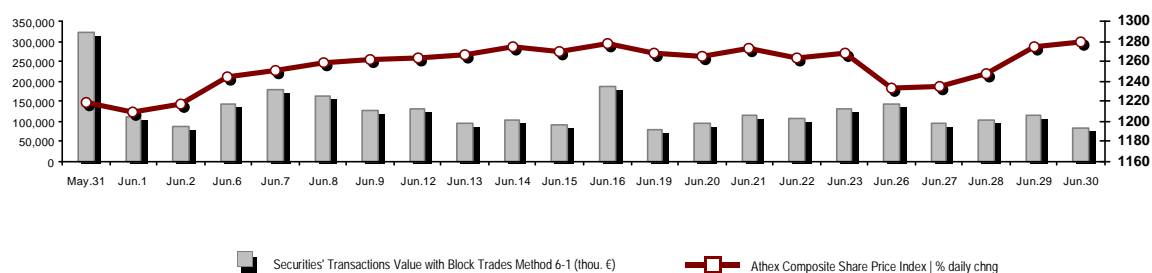
Stock Options

Stock Lending Analytic Figures

Appendix A: Sectors codification for listed companies

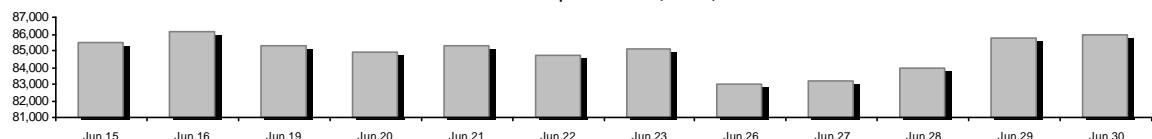
Summary of Markets

Athex Composite Share Price Index vs Shares and Derivatives Transactions Value

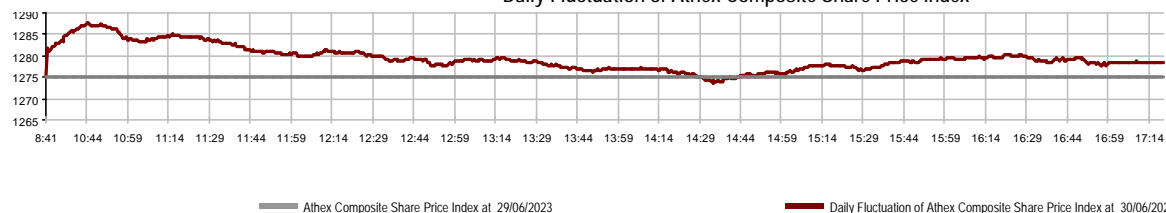


Athex Capitalisation (mill. €) **: 85,915.87	Derivatives Total Open Interest: 461,969
Daily change: mill. € % 196.03 0.23%	in Index Futures % daily chng 5,852 1.79%
Yearly Avg Capitalisation: mill. € % chng prev year Avg 75,730.79 20.09%	in Stock Futures % daily chng 454,482 3.37%
Athex Composite Share Price Index % daily chng 1,278.61 0.26%	in Index Options % daily chng 1,044 7.74%
Athex Composite Share Price Index Capitalisation (mill. €) 78,803.65	in Stock Options % daily chng 591 0.85%
Daily change (mill. €) 183.94	
Securities' Transactions Value with Block Trades Method 6-1 (t 84,644.55	Derivatives Contracts Volume: 31,575
Daily change: % -32,660.63 -27.84%	Daily change: pieces % -17,469 -35.62%
YtD Avg Trans. Value: thou. € % chng prev year Avg 109,085.69 50.98%	YtD Avg Derivatives Contracts % chng prev year Avg 50,164 46.03%
Blocks Transactions Value of Method 6-1 (thou. €) 5,424.12	Derivatives Trades Number: 2,106
Blocks Transactions Value of Method 6-2 & 6-3 (thou. €) 0.00	Daily change: number % -940 -30.86%
Bonds Transactions Value (thou.€) 1,097.64	YtD Avg Trades number % chng prev year Avg 2,470 20.22%
Securities' Transactions Volume with Block Trades Method 6-1 (tho 24,784.16	Lending Total Open Interest: 92,879
Daily change: thou. pieces % -14,231.72 -36.48%	Daily change: pieces % 5,640 6.46%
YtD Avg Volume: % chng prev year Avg 39,279.87 38.55%	Lending Volume (Multilateral/Bilateral) 101
Blocks Transactions Volume of Method 6-1 (thou. Pieces) 1,894.33	Daily change: pieces % -5,599
Blocks Transactions Volume of Method 6-2 & 6-3 (thou. Pieces) 0.00	
Bonds Transactions Volume 1,182,000	Multilateral Lending 101
	Bilateral Lending 0
Securities' Trades Number with Block Trades Method 6-1 27,310	Lending Trades Number: 2
Daily change: number % -11,162 -29.01%	Daily change: % -12
YtD Avg Trades number % chng prev year Avg 36,284 23.35%	Multilateral Lending Trades Number 2
Number of Blocks Method 6-1 6	Bilateral Lending Trades Number 0
Number of Blocks Method 6-2 & 6-3 0	
Number of Bonds Transactions 229	

Athex Capitalisation (mill. €) **



Daily Fluctuation of Athex Composite Share Price Index



Athex Indices

Index name	30/06/2023	29/06/2023	pts.	%	Min	Max	Year min	Year max	Year change
Athex Composite Share Price Index	1,278.61 #	1,275.26	3.35	0.26%	1,273.70	1,287.58	929.79	1,287.58	37.52% #
Athex ESG Index	1,454.97 #	1,453.05	1.92	0.13%	1,450.10	1,468.08	1,057.52	1,468.08	37.56% #
FTSE/Athex Large Cap	3,098.66 #	3,096.70	1.96	0.06%	3,089.60	3,128.57	2,250.77	3,128.57	37.63% #
FTSE/Athex Mid Cap Index	1,991.16 #	1,966.18	24.98	1.27%	1,966.18	1,991.46	1,411.43	1,991.46	41.07% #
FTSE/ATHEX High Dividend Yield Index	3,914.21 #	3,889.26	24.95	0.64%	3,889.26	3,922.56	3,028.28	3,922.56	29.26% #
FTSE/ATHEX Global Traders Index Plus	3,717.46 #	3,700.73	16.73	0.45%	3,697.36	3,736.58	2,616.09	3,736.58	42.10% #
FTSE/ATHEX Mid & Small Cap Factor-Weighted Ind	5,289.73 #	5,256.67	33.06	0.63%	5,256.67	5,298.89	4,353.12	5,316.68	20.34% #
ATHEX Select Index Plus	4,328.63 #	4,297.46	31.17	0.73%	4,297.46	4,346.96	3,071.06	4,346.96	40.95% #
ATHEX Select Index	6,177.92 #	6,146.58	31.34	0.51%	6,146.58	6,212.10	4,343.88	6,290.95	42.22% #
FTSE/Athex Market Index	737.03 #	735.66	1.37	0.19%	734.52	743.25	539.21	743.25	36.65% #
Athex Composite Index Total Return Index	2,303.27 #	2,297.25	6.02	0.26%	2,294.44	2,319.43	1,641.17	2,319.43	40.34% #
FTSE/Athex Large Cap Total Return	5,054.85 #	5,051.65	3.20	0.06%			3,623.42	5,054.85	40.37% #
FTSE/Athex Mid Cap Total Return	2,658.79 #	2,624.74	34.05	1.30%			1,881.61	2,658.79	43.12% #
Hellenic Mid & Small Cap Index	1,854.90 #	1,847.49	7.41	0.40%	1,846.65	1,865.80	1,365.14	1,865.80	35.88% #
FTSE/Athex Banks	1,009.03 €	1,019.67	-10.64	-1.04%	1,008.16	1,033.96	640.09	1,038.96	57.52% #
FTSE/Athex Financial Services	1,272.42 #	1,265.01	7.41	0.59%	1,260.07	1,294.66	672.72	1,375.02	85.64% #
FTSE/Athex Industrial Goods & Services	7,369.64 #	7,367.09	2.55	0.03%	7,282.68	7,446.09	4,603.86	7,589.36	58.88% #
FTSE/Athex Retail	1,298.74 #	1,271.54	27.20	2.14%	1,266.72	1,299.95	901.21	1,303.36	44.11% #
FTSE/ATHEX Real Estate	4,487.15 #	4,478.16	8.99	0.20%	4,460.55	4,558.29	3,750.22	4,558.29	10.17% #
FTSE/Athex Consumer Goods & Services	14,184.52 #	14,084.67	99.85	0.71%	14,084.67	14,246.57	8,974.47	14,429.52	54.89% #
FTSE/Athex Food & Beverage	10,248.97 #	10,083.18	165.79	1.64%	10,083.18	10,249.29	8,101.49	11,188.59	21.06% #
FTSE/Athex Basic Resources	9,047.45 €	9,199.65	-152.20	-1.65%	9,046.16	9,266.23	6,463.31	9,456.60	39.42% #
FTSE/Athex Construction & Materials	4,421.01 #	4,401.99	19.02	0.43%	4,381.11	4,434.56	3,204.90	4,437.58	37.95% #
FTSE/Athex Energy	5,305.82 €	5,347.51	-41.69	-0.78%	5,296.11	5,400.58	4,780.16	5,856.79	5.49% #
FTSE/Athex Travel & Leisure	2,880.53 #	2,856.72	23.81	0.83%	2,856.72	2,905.81	2,196.17	2,925.32	29.91% #
FTSE/Athex Technology	2,684.31 €	2,686.78	-2.47	-0.09%	2,671.42	2,713.31	2,047.81	2,713.31	30.67% #
FTSE/Athex Telecommunications	4,390.91 #	4,359.13	31.78	0.73%	4,359.13	4,415.69	3,511.53	4,415.69	7.84% #
FTSE/Athex Utilities	6,082.33 #	6,003.44	78.89	1.31%	6,003.44	6,083.54	4,598.77	6,083.54	32.26% #
FTSE/Athex Health Care	406.10 €	412.37	-6.27	-1.52%	404.50	416.16	387.42	469.84	-3.05% €
FTSE/Athex Personal Products	7,469.79 ~	7,469.79	0.00	0.00%	7,400.47	7,531.92	6,441.87	7,905.24	13.07% #
Athex All Share Index	300.21 #	299.52	0.69	0.23%	300.21	300.21	231.11	301.05	30.39% #
MSCI GREECE REBASED	4,926.55 €	4,936.78	-10.23	-0.21%	4,917.91	4,989.21	4,125.04	4,989.21	--- ~
Hellenic Corporate Bond Index	123.99 €	124.08	-0.09	-0.07%			118.78	124.10	4.20% #
Hellenic Corporate Bond Price Index	88.23 €	88.30	-0.07	-0.08%			85.96	88.53	2.33% #

Note 1: FTSE/Med 100, Hellenic Corporate Bond Price Index and Hellenic Corporate Bond Index closing prices refer to the previous trading day of 28/06/2023.

Note 2: The Hellenic Mid & Small Cap Index is a Customized index calculated by the Athens Exchange.

Analytic Figures for Athex Market's Boards and Categories

	Total Traded Securities	Main Market	Surveillance	Exchange Traded Funds (ETFs)
Totals	122	112	9	1
Gain / Lose / Same:	61 / 40 / 21	57 / 39 / 16	3 / 1 / 5	1 / 0 / 0
Athex Capitalisation (mill. €) **	85,915.87	85,543.60	372.27	
Daily Average Trans/ons Value(thou.€)	109,085.69	108,834.63	244.27	57.43
Transactions Value	84,644.55	84,401.07	242.32	1.17
Main Board:	79,214.70	78,971.21	242.32	1.17
Blocks Board 6_2_3:	5,424.12	5,424.12	0.00	0.00
Forced Sales Board:	5.73	5.73	0.00	0.00
Special Terms Board:	0.00	0.00	0.00	0.00
Daily Average Transactions Volume	39,279,868	38,214,581	1,071,068	2,040
Transactions Volume	24,784,156	23,922,884	861,235	37
Main Board:	22,889,377	22,028,105	861,235	37
Blocks Board 6_2_3:	1,894,332	1,894,332	0	0
Forced Sales Board:	447	447	0	0
Special Terms Board:	0	0	0	0
Daily Average Number of Trades	36,284	36,046	236	3
Number of Trades	27,310	27,151	156	3
Main Board:	27,301	27,142	156	3
Blocks Board 6_2_3:	6	6	0	0
Forced Sales Board:	3	3	0	0
Special Terms Board:	0	0	0	0

Trading Details by Athex Sectors and Financial Instruments (ETFs)

Code	Sectors	Gain / Lose / Same	Number of Trades	Transactions Volume	Transactions Value	% of Total Trans. Value
3010	- Banks	2 / 4 / 0	9,479	17,890,903	36,365,039.52	42.96%
5510	- Basic Resources	4 / 7 / 2	1,206	393,608	1,534,661.43	1.81%
5010	- Construction & Materials	9 / 3 / 3	1,982	968,731	3,422,756.98	4.04%
4020	- Consumer Products & Services	2 / 3 / 1	811	236,538	4,248,285.00	5.02%
6010	- Energy	0 / 2 / 2	1,149	178,745	2,440,953.27	2.88%
12000	- Financial Instruments	1 / 0 / 0	3	37	1,170.28	0.00%
3020	- Financial Services	3 / 2 / 0	878	414,301	2,209,917.51	2.61%
4510	- Food Beverage & Tobacco	6 / 0 / 1	211	31,429	526,921.56	0.62%
2010	- Health Care	2 / 1 / 0	259	175,062	136,911.31	0.16%
5020	- Industrial Goods & Services	11 / 3 / 1	2,017	623,884	4,466,129.28	5.28%
3030	- Insurance	0 / 1 / 0	20	1,966	8,285.93	0.01%
4030	- Media	0 / 1 / 1	16	11,303	5,959.57	0.01%
4520	- Personal Care, Drug & Grocery Stores	0 / 1 / 2	107	33,111	112,828.79	0.13%
3510	- Real Estate	5 / 5 / 1	790	290,534	1,376,376.42	1.63%
4040	- Retail	4 / 1 / 1	498	144,447	548,973.03	0.65%
1010	- Technology	3 / 5 / 3	1,015	310,161	1,338,190.83	1.58%
1510	- Telecommunications	2 / 0 / 0	1,709	590,002	9,205,771.29	10.88%
4050	- Travel & Leisure	3 / 0 / 3	1,812	1,143,294	6,391,205.09	7.55%
6510	- Utilities	4 / 1 / 0	3,348	1,346,100	10,304,217.43	12.17%

Top 10 best & worst performing Shares

Main Market					
With positive Price change	Closing price	change	With negative Price change	Closing price	change
THESSALONIKA WATER & SEWERAGE	3.83	6.39% #	MATHIOS REFRACTORY SA (CR)	1.2	-4.00% €
SPACE HELLAS SA (CR)	8	5.26% #	VIOHALCO SA/NV (CB)	5.88	-2.81% €
INTRAKAT (CR)	2.3	3.37% #	LAVIPHARM SA (CR)	0.606	-2.57% €
ATHENS MEDICAL CENTER SA (CR)	1.715	3.31% #	ALPHA REAL ESTATE SA(CR)	8.06	-2.42% €
UNIBIOS (CR)	0.93	3.10% #	QUEST HOLDINGS (CR)	6.1	-1.93% €
FOURLIS (CR)	4.66	2.42% #	QUALITY & RELIABILITY SA (CR)	0.718	-1.64% €
KARELIA (CR)	344	2.38% #	CENERGY HOLDINGS (CB)	6.02	-1.63% €
DIMAND (CR)	12.95	2.37% #	NATIONAL BANK (CR)	5.954	-1.59% €
KRI-KRI S.A. (CR)	7.96	2.31% #	EUROBANK HOLDINGS (CR)	1.509	-1.37% €
PAIRIS SA (CR)	1.175	2.17% #	AUSTRIACARD (CB)	14.5	-1.36% €
With the highest Transactions Value	Value (thou. €)	change	With the highest Transactions Volume	Volume	change
ALPHA SERVICES HOLD (CR)	13,164.62	-1.32% €	ALPHA SERVICES HOLD (CR)	8,658,252	-1.32% €
OTE (CR)	9,134.11	0.71% #	EUROBANK HOLDINGS (CR)	5,165,387	-1.37% €
PIRAEUS FINANCIAL HOLD (CR)	9,104.23	0.87% #	PIRAEUS FINANCIAL HOLD (CR)	3,029,409	0.87% #
EUROBANK HOLDINGS (CR)	7,832.32	-1.37% €	NATIONAL BANK (CR)	1,033,926	-1.59% €
PPC (CR)	6,257.38	2.05% #	PPC (CR)	601,499	2.05% #
NATIONAL BANK (CR)	6,202.27	-1.59% €	OTE (CR)	580,912	0.71% #
OPAP (CR)	5,290.32	0.82% #	ADMIE (IPTO) HOLDING S.A. (CR)	538,832	1.32% #
JUMBO SA (CR)	3,415.92	0.80% #	INTRAKAT (CR)	402,320	3.37% #
MYTILINEOS (CR)	2,775.94	0.06% #	HELLENIC EXCHANGES-A.S.E. (CR)	363,306	0.59% #
TERNA ENERGY (CR)	2,363.35	-0.39% €	OPAP (CR)	330,581	0.82% #

Note: Stocks that are not included in the "Under Supervision" category, and the transactions value is more than 10,000 €.

Derivatives Summary

	Number of Trades	Volume	Open Interest
Index Futures	157	596	5,852
FTSE/Athex Banks	18	131	1,194
FTSE/Athex Large Cap	139	465	4,447
MSCI GREECE REBASED	0	0	211
Stock Futures	1,936	30,896	454,482
ADMIE (IPTO) HOLDING S.A. (CR)	32	160	15,017
AEGEAN AIRLINES (CR)	15	41	5,672
ALPHA SERVICES HOLD (CR)	542	18,170	206,957
AUTOHELLAS SA (CR)	8	22	102
AVAX S.A. (CR)	0	0	738
CC HBC AG (CR)	13	22	1,578
CENERGY HOLDINGS (CB)	38	123	6,317
ELLAKTOR (CR)	9	48	533
ELVALHALCOR (CR)	8	57	1,796
EUROBANK HOLDINGS (CR)	135	2,497	32,428
EYDAP S.A. (CR)	2	2	920
FOURLIS (CR)	16	62	1,232
GEK TERNA (CR)	7	24	7,423
HELLENIC EXCHANGES-A.S.E. (CR)	62	344	6,420
HELLENIQ ENERGY (CR)	7	7	1,059
INTRACOM HOLDINGS (CR)	16	61	3,213
INTRAKAT (CR)	54	583	9,322
JUMBO SA (CR)	10	22	205
LAMDA DEVELOPMENT SA (CR)	17	67	4,920
MIG (CR)	4	15	51
MOTOR OIL (CR)	13	54	1,393
MYTILINEOS (CR)	34	97	2,523
NATIONAL BANK (CR)	174	827	15,302
OPAP (CR)	32	307	1,917
OTE (CR)	95	346	11,050
P.P.A. S.A. (CR)	3	11	321
PIRAEUS FINANCIAL HOLD (CR)	277	5,759	72,972
PPC (CR)	201	845	25,899
QUEST HOLDINGS (CR)	1	3	126
TERNA ENERGY (CR)	32	102	11,155
TITAN CEMENT (CB)	5	31	560
VIOHALCO SA/NV (CB)	74	187	5,361
Index Options	11	79	1,044
FTSE/Athex Large Cap	11	79	1,044
Stock Options	2	4	591
ALPHA SERVICES HOLD (CR)	0	0	14
NATIONAL BANK (CR)	0	0	293
OPAP (CR)	0	0	91
OTE (CR)	0	0	26
PIRAEUS FINANCIAL HOLD (CR)	2	4	5
PPC (CR)	0	0	162
Total Derivatives Traded	2,106	31,575	461,969

Number of Outstanding Securities	Nominal Value	Dividends [1]			Date of Last Coupon		Note	Shares	Closing price	% change	Previous closing price/date	Open price	Price min	Price max	Last price	Avg price	Last Bid [7]	Last Ask [7]	P/E after tax	Year	Volume	Trades	Transactions Value[8]	Company Mkt Value (thou. €)	Year low	Year high	Sector[4]
		2020	2021	2022	Dividend [2]	Right																					
Main Market - High Liquidity Class																											
2,348,908,567	0.290	---	---	---	07/04/2008	18/04/2017	---	ALPHA SERVICES HOLD (CR)	1.5	-1.32	€ 1.52 29/06/2023	1.544	1.5	1.554	1.5	1.52	1@1.50	1200@1.52	---	---	8,658,252	3,547	13,164,617.52	3,523,362.85	1.0015	1.6085	30101010
45,033,921	0.050	---	---	---	04/06/2008	27/03/2023	---	ATTICA BANK S.A. (CR)	12.82	-1.08	€ 12.96 29/06/2023	13	12.82	13	12.82	12.939	80@12.78	5@12.88	---	---	1,177	16	15,176.22	577,334.87	10.62	48.75	30101010
18,176,934	1.00	---	---	---	---	27/01/2023	---	AUSTRIACARD (CB)	14.5	-1.36	€ 14.7 29/06/2023	14.7	14.3	14.8	14.5	14.514	10@14.40	5731@14.50	---	---	10,645	90	154,505.40	263,565.54	10.4	15.4	10101010
48,624,764	0.080	0.23	0.46	0.65	24/04/2023	05/12/2022	---	AUTOHELLAS SA (CR)	14	---	↘ 14 29/06/2023	14.04	13.8	14.08	14	13.986	17@13.96	1709@14.00	---	---	55,466	328	775,770.86	680,746.70	10.06	14.76	40201040
190,162,681	---	---	---	0.05	19/06/2023	07/12/2016	---	CENERGY HOLDINGS (CB)	6.02	-1.63	€ 6.12 29/06/2023	6.17	5.96	6.2	6.02	6.06	600@6.00	300@6.03	---	---	190,038	612	1,151,591.52	1,144,779.34	3.015	6.34	50202010
372,553,049	6.70	0.64	0.71	0.78	25/05/2023	29/04/2013	---	CC HBC AG (CR)	27.34	1.64	⬆ 26.9 29/06/2023	27	27	27.34	27.34	27.181	200@27.28	2425@27.34	---	---	17,189	152	467,206.140	185,600.36	21.54	29.91	45101020
3,710,677,508	0.220	---	---	---	02/05/2008	20/05/2019	---	EUROBANK HOLDINGS (CR)	1.509	-1.37	€ 1.53 29/06/2023	1.551	1.503	1.551	1.509	1.516	9676@1.51	1000@1.52	---	---	5,165,387	1,687	7,832,317.32	5,599,412.36	1.0495	1.72	30101010
52,131,944	1.00	---	0.1102	0.11	29/06/2023	23/07/2019	---	FOURLIS (CR)	4.66	2.42	⬆ 4.55 29/06/2023	4.595	4.5	4.66	4.66	4.607	549@4.62	859@4.67	---	---	58,944	255	271,559.09	242,934.86	3.26	4.75	40401010
305,635,185	2.18	0.1	0.1	0.3	28/06/2023	01/10/2003	---	HELLENIQ ENERGY (CR)	7.83	---	↘ 7.83 29/06/2023	7.83	7.77	7.89	7.83	7.81	243@7.79	1222@7.83	---	---	95,769	328	747,961.54	2,393,123.50	6.93	8.68	60101020
83,600,000	0.880	---	---	---	03/07/2007	23/09/2022	---	INTRACOM HOLDINGS (CR)	2.095	---	↘ 2.095 29/06/2023	2.1	2.045	2.12	2.095	2.08	340@2.08	1020@2.10	---	---	57,566	125	119,719.68	175,142.00	1.678	2.195	10101010
160,523,985	0.300	---	---	---	12/08/2008	30/12/2022	---	INTRAKAT (CR)	2.3	3.37	⬆ 2.225 29/06/2023	2.25	2.215	2.3	2.3	2.266	5000@2.30	15698@2.30	---	---	402,320	490	911,750.92	369,205.17	1.366	2.3	50101010
136,059,759	0.880	0.77	0.77	---	21/03/2023	05/03/2014	---	JUMBO SA (CR)	25.2	0.80	⬆ 25 29/06/2023	25.18	24.94	25.32	25.2	25.154	21426@25.20	100@25.22	---	---	135,798	391	3,415,916.70	3,428,705.93	15.61	25.64	40203045
176,736,715	0.300	---	---	---	30/05/2007	27/11/2019	---	LAMDA DEVELOPMENT SA (CR)	6.74	-0.15	€ 6.75 29/06/2023	6.8	6.69	6.88	6.74	6.77	890@6.73	30210@6.74	---	---	156,898	536	1,062,203.28	1,191,205.46	5.505	6.88	35101010
31,317,025	0.400	---	---	---	26/04/2007	10/05/2023	---	MIG (CR)	4.025	-0.86	€ 4.06 29/06/2023	4.01	4	4.14	4.025	4.034	419@4.05	100@4.06	---	---	8,846	78	35,689.15	126,051.03	0.987	8.4	30202000
107,222,688	0.440	---	(0.5667)	0.2	20/06/2023	16/03/2022	---	QUEST HOLDINGS (CR)	6.1	-1.93	€ 6.22 29/06/2023	6.22	6.1	6.31	6.1	6.168	825@6.10	130@6.19	---	---	43,837	142	270,385.79	654,058.40	4.655	6.58	10101010
78,325,475	---	---	---	0.6	28/06/2023	23/07/2019	---	TITAN CEMENT (CB)	17.34	1.05	⬆ 17.16 29/06/2023	17.32	17.06	17.34	17.34	17.24	1000@17.20	3156@17.36	---	---	73,060	427	1,259,538.06	1,358,163.74	12.04	17.34	50101030
259,189,761	0.02	0.1	0.12	19/06/2023	26/02/2016	---	---	VIOHALCO S/ANV (CB)	5.88	-2.81	€ 6.05 29/06/2023	6.02	5.88	6.07	5.88	5.966	1400@5.87	1385@5.89	---	---	188,178	659	1,122,612.93	1,524,035.79	3.995	6.34	55102015
144,321,516	0.300	---	---	0.07	19/06/2023	22/01/2020	---	AVAX S.A. (CR)	1.252	1.46	⬆ 1.234 29/06/2023	1.262	1.24	1.272	1.252	1.251	10000@1.25	1000@1.25	---	---	121,144	220	151,599.64	180,690.54	0.748	1.308	50101010
232,000,000	2.12	0.1069	0.0854	0.0682	29/08/2022	19/06/2017	---	ADMIE (IPTO) HOLDING S.A. (CR)	2.295	1.32	⬆ 2.265 29/06/2023	2.275	2.245	2.3	2.295	2.278	6524@2.27	82100@2.30	18.30	2022	538,832	696	1,227,598.42	532,440.00	1.64	2.3	65101015
90,167,100	0.500	---	---	---	03/06/2019	24/05/2021	---	AEGEAN AIRLINES (CR)	10.8	0.93	⬆ 10.7 29/06/2023	10.64	10.64	10.8	10.8	10.753	182@10.76	1250@10.82	---	---	73,699	354	792,496.06	973,804.68	5.27	10.94	40501010
103,423,291	0.570	---	---	---	01/08/2011	06/09/2022	---	GEK TERNA (CR)	14.34	-0.69	€ 14.44 29/06/2023	14.48	14.18	14.54	14.34	14.342	48@14.32	5170@14.34	---	---	50,760	362	728,020.28	1,483,089.99	10.42	14.7	50101010
382,000,000	2.48	---	---	---	20/07/2015	12/12/2001	---	PPC (CR)	10.45	2.05	⬆ 10.24 29/06/2023	10.3	10.3	10.49	10.45	10.403	1478@10.43	7084@10.45	---	---	601,499	1,723	6,257,377.23	3,991,900.00	6.6	10.49	65101015
914,715,153	1.00	---	---	---	16/05/2008	29/08/2018	---	NATIONAL BANK (CR)	5.954	-1.59	€ 6.05 29/06/2023	6.098	5.94	6.1	5.954	5.999	2304@5.95	50@5.98	---	---	1,033,926	1,807	6,202,271.63	5,446,214.02	3.746	6.3	30101010
375,241,586	0.390	0.01	0.03	0.06	26/06/2023	14/07/2006	---	ELVALHALCOR (CR)	2.035	-0.49	€ 2.045 29/06/2023	2.05	2.025	2.085	2.035	2.051	2473@2.04	2555@2.05	---	---	137,448	296	281,871.80	763,616.63	1.52	2.085	55102015
348,192,005	0.040	---	---	---	05/07/2011	16/07/2021	---	ELLAKTOR (CR)	2.37	1.72	⬆ 2.33 29/06/2023	2.33	2.33	2.38	2.37	2.364	996@2.33	12703@2.37	---	---	83,864	178	198,283.36	825,215.05	1.706	2.455	50101010
60,348,000	0.420	0.07	0.1515	0.1565	14/06/2023	04/08/2021	---	HELLENIC EXCHANGES-A.S.E. (CR)	5.15	0.59	⬆ 5.12 29/06/2023	5.12	5.1	5.24	5.15	5.185	200@5.14	229@5.15	---	---	363,306	700	1,883,708.56	310,792.20	3.09	5.3	30202015
106,500,000	0.600	---	0.28	---	05/09/2022	13/09/2021	---	EYDAP S.A. (CR)	6.93	1.76	⬆ 6.81 29/06/2023	6.81	6.8	6.94	6.93	6.9	439@6.89	1321@6.94	---	---	39,435	244	272,083.86	738,045.00	6.06	7.34	65102030
110,782,980	0.750	---	0.9054	1.6299	26/06/2023	04/11/2013	---	MOTOR OIL (CR)	23.2	-1.02	€ 23.44 29/06/2023	23.44	23.18	23.7	23.2	23.374	250@23.20	560@23.50	---	---	71,601	778	1,673,604.10	2,570,165.14	20.84	25.82	60101020
142,891,161	0.970	0.378	0.4341	1.24	27/06/2023	07/07/2017	---	MYTILINEOS (CR)	32.34	0.06	⬆ 32.32 29/06/2023	32.64	31.92	32.68	32.34	32.334	750@32.32	17@32.36	---	---	85,853	759	2,775,943.92	4,621,100.15	19.94	33.48	50203000
25,000,000	2.00	0.4	0.628	---	25/07/2022	08/08/2003	---	P.P.A. S.A. (CR)	20.75	0.97	⬆ 20.55 29/06/2023	20.5	20.45	20.85	20.75	20.618	4@20.60	250@20.85	9.81	2022	3,481	69	71,770.25	518,750.00	15.86	21	50206060
370,062,741	0.300	0.55	0.6	1	06/06/2023	19/06/2023	---	OPAP (CR)	15.98	0.82	⬆ 15.85 29/06/2023	15.98	15.9	16.15	15.98	16.003	1023@15.98	1772@15.99	---	---	330,581	1,364	5,290,324.37	5,913,602.60	13.0232	16.9242	40501020
433,664,596	2.83	0.6879	0.8231	---	01/07/2022	18/06/1998	---	OTE (CR)	15.71	0.71	⬆ 15.6 29/06/2023	15.7	15.64	15.8	15.71	15.724	1991@15.69	1094@15.72	---	---	580,912	1,628	9,134,112.13	6,812,870.80	12.57	15.8	15102015
1,250,367,223	0.930	---	---	---	16/05/2008	14/04/2021	---	PIRAEUS FINANCIAL HOLD (CR)	3.006	0.87	⬆ 2.98 29/06/2023	3	2.976	3.032													

Number of Outstanding Securities	Nominal Value	Dividends [1]			Date of Last Coupon		Note	Shares	Closing price	% change	Previous closing price/date		Open price	Price min	Price max	Last price	Avg price	Last Bid [7]	Last Ask [7]	P/E after tax	Year	Volume	Trades	Transactions Value[8]	Company Mkt Value (thou. €)	Year low	Year high	Sector[4]
		2020	2021	2022	Dividend [2]	Right																						
Main Market - Medium Liquidity Class																												
13,126,020	0.660	0.0837	0.1163	---	22/06/2022	04/09/2020	---	AS COMPANY SA (CR)	2.5	1.21 P	2.47	29/06/2023	2.49	2.42	2.53	2.5	2.481	450@2.45	1998@2.50	---	---	10,040	29	24,907.71	32,815.05	2.02	2.53	40401030
3,114,144	0.360	0.1558	0.3427	0.2304	29/05/2023	02/06/2020	---	ALPHA TRUST (CR)	6.25	0.81 P	6.2	29/06/2023	6.2	6.1	6.25	6.25	6.182	1000@6.15	300@6.35	---	---	2,800	32	17,310.00	19,463.40	4.32	6.3	30202010
14,000,000	4.15	---	3.42	---	14/09/2022	29/06/1999	---	ALPHA REAL ESTATE SA(CR)	8.06	-2.42 E	8.26	29/06/2023	8.26	8.06	8.26	8.06	8.061	1630@7.90	260@8.28	---	---	1,410	14	11,365.62	112,840.00	6.68	9.22	35101015
215,805,843	0.300	0.05	---	---	30/12/2021	15/11/2022	---	ATTICA HOLDINGS (CR)	2.59	---	2.59	29/06/2023	2.58	2.58	2.59	2.59	2.589	12253@2.58	9125@2.59	---	---	35,147	15	90,983.26	558,937.13	1.865	2.62	40501015
151,654,947	0.040	---	---	---	01/07/2008	21/02/2020	---	AVE (CR)	0.526	-3.66 E	0.546	29/06/2023	0.56	0.526	0.562	0.526	0.527	150@0.528	1000@0.548	---	---	11,300	15	5,958.70	79,770.50	0.506	0.586	40301010
35,764,593	2.10	0.06	0.075	0.1046	02/05/2023	25/11/2019	---	BRIQ PROPERTIES (CR)	1.96	-0.51 E	1.97	29/06/2023	1.97	1.96	1.97	1.96	1.962	4@1.96	2000@1.98	---	---	34,585	34	67,861.70	70,098.60	1.9	2.11	35102030
101,123,806	0.360	---	---	---	22/07/2010	28/06/2011	---	CENTRIC HOLDINGS (CR)	0.318	-1.85 E	0.324	29/06/2023	0.32	0.316	0.326	0.318	0.318	4606@0.316	1399@0.318	---	---	22,459	44	7,151.14	32,157.37	0.263	0.349	40203040
784,500	10.00	---	0.3	---	24/05/2022	31/07/2018	---	CNL CAPITAL (CR)	7.2	2.13 P	7.05	29/06/2023	7.15	7.15	7.2	7.2	7.197	150@7.15	100@7.20	-(6)-	2022	320	6	2,303.00	5,648.40	6.5	8	30202010
10,246,800	0.300	---	---	---	06/10/2005	13/02/2002	---	CPI SA (CR)	0.64	---	0.64	29/06/2023	0.65	0.624	0.65	0.64	0.64	90@0.626	261@0.640	---	---	7,785	20	4,982.28	6,557.95	0.548	0.722	10102030
18,680,300	0.050	---	---	---	06/07/2022	---	---	DIMAND (CR)	12.95	2.37 P	12.65	29/06/2023	12.9	12.8	13	12.95	12.909	500@12.65	147@12.95	---	---	8,165	53	105,398.95	241,909.89	11	14.9	35101010
54,200,000	0.075	---	0.035	---	19/07/2022	23/11/2021	---	EPSILON NET (CR)	8.08	1.00 P	8	29/06/2023	8.04	7.9	8.08	8.08	8.005	500@7.94	9@8.08	---	---	33,480	130	268,016.28	437,936.00	6.2	8.36	10101015
40,134,921	0.400	---	---	---	30/08/1993	26/06/2023	---	IDEAL HOLDINGS (CR)	5.1	1.19 P	5.04	29/06/2023	5.11	5.05	5.11	5.1	5.087	200@5.09	500@5.11	---	---	27,072	102	137,723.94	204,688.10	3.38	5.36	10102030
167,868,482	0.300	---	---	---	20/08/2007	28/11/2022	---	LAVIPHARM SA (CR)	0.606	-2.57 E	0.622	29/06/2023	0.624	0.606	0.63	0.606	0.613	5500@0.604	188@0.608	---	---	150,258	142	92,157.69	101,728.30	0.366	0.66	20103015
4,740,000	0.860	---	---	---	14/03/2003	---	---	LOGISMOS S.A. (CR)	1.1	---	1.1	29/06/2023	1.1	1.05	1.1	1.1	1.09	91@1.09	890@1.10	-(6)-	2022	1,243	9	1,354.32	5,214.00	0.91	1.1	10101015
17,120,280	0.940	0.06	0.06	---	27/06/2022	26/06/2023	---	LOULIS FOOD (CR)	2.88	1.77 P	2.83	29/06/2023	2.77	2.77	2.88	2.88	2.839	200@2.81	984@2.89	---	---	3,905	21	11,086.45	49,306.41	2.38	3.12	45102020
4,419,616	1.58	---	---	0.1131	01/03/2023	04/03/2015	---	MEDICON S.A (CR)	3.59	3.46 P	3.47	29/06/2023	3.6	3.46	3.7	3.59	3.492	100@3.47	938@3.60	---	---	1,349	35	4,710.84	15,866.42	3.4	4.15	20102010
468,700		2.24	3.42	---	03/05/2022	21/05/2004	---	MERMEREN KOMB. A.D. PR. (GDR)	38.2	---	38.2	29/06/2023	38.2	38.2	38.4	38.4	38.272	7@37.80	66@38.40	1.28	2022	25	2	956.80	17,904.34	31	59	55102000
10,500,000	0.950	---	---	---	24/06/2008	22/07/2022	---	MEVACO SA (CR)	4.1	-0.49 E	4.12	29/06/2023	4.02	4.02	4.1	4.1	4.024	55@4.04	86@4.10	13.59	2022	363	8	1,460.76	43,050.00	2.52	4.2	55102015
87,127,162	0.500	---	---	---	08/06/2023	28/07/2021	---	PREMA (CR)	1.238	-0.16 E	1.24	29/06/2023	1.238	1.22	1.25	1.238	1.236	1000@1.23	140@1.24	---	---	66,077	104	81,692.96	107,863.43	1.07	1.36	35102000
24,377,795	0.230	---	---	---	27/06/2022	08/06/2022	---	PROFILE SA (CR)	4.44	0.91 P	4.4	29/06/2023	4.4	4.37	4.46	4.44	4.419	337@4.42	3500@4.45	---	---	64,765	218	286,188.94	108,237.41	2.575	4.46	10101010
27,345,120	0.280	---	---	---	18/07/2005	26/02/2014	---	QUALITY & RELIABILITY SA (CR)	0.718	-1.64 E	0.73	29/06/2023	0.73	0.712	0.746	0.718	0.725	296@0.714	9721@0.718	---	---	36,077	86	26,144.17	19,633.80	0.465	0.764	10101010
6,456,530	1.08	0.0804	0.12	---	14/07/2022	02/08/2010	---	SPACE HELLAS SA (CR)	8	5.26 P	7.6	29/06/2023	7.64	7.64	8.04	8	7.883	100@7.92	20@7.98	---	---	9,090	81	71,659.16	51,652.24	5.28	8.04	15101010
17,190,046	0.290	---	---	---	16/11/1992	30/11/2022	---	UNIBIOS (CR)	0.93	3.10 P	0.902	29/06/2023	0.902	0.898	0.948	0.93	0.921	1293@0.922	300@0.938	---	---	134,902	180	124,205.34	15,986.74	0.558	0.956	50204000
32,413,681	0.370	---	---	---	15/07/2009	11/05/2000	---	ALUMIL (CR)	2.9	0.69 P	2.88	29/06/2023	2.92	2.84	2.94	2.9	2.903	97@2.84	345@2.89	---	---	19,707	58	57,217.10	93,999.67	1.986	2.99	55102035
3,534,269	3.44	(0.4452)	0.8907	---	22/05/2023	19/07/2022	---	ANDROMEDA SA (CR)	6.94	-0.57 E	6.98	29/06/2023	7.08	6.92	7.1	6.94	6.941	1300@6.92	22106@6.94	---	2022	39,029	62	270,906.80	24,527.83	5.9	7.3	30204000
18,810,000	0.400	---	---	---	08/07/2010	14/11/2007	---	VARVERIS - MODA BAGNO SA (CR)	0.72	---	0.72	29/06/2023	0.72	0.72	0.745	0.72	0.722	488@0.690	950@0.720	---	---	1,750	5	1,263.29	13,543.20	0.6	0.8	40401025
23,986,500	1.05	---	---	---	26/06/2009	15/03/2000	---	BIOKARPET S.A.(CR)	2.64	1.54 P	2.6	29/06/2023	2.65	2.55	2.67	2.64	2.613	1494@2.55	233@2.64	---	---	9,305	27	24,312.29	63,324.36	1.5	2.7	50101035
6,325,000	0.600	---	0.19	---	04/07/2022	17/02/2014	---	VOYATZOGLOU (CR)	2.52	0.80 P	2.5	29/06/2023	2.5	2.5	2.56	2.52	2.517	200@2.50	549@2.56	---	---	3,258	17	8,200.76	15,939.00	1.97	2.76	50205010
24,060,000	0.300	0.035	0.055	0.075	25/04/2023	01/07/2019	---	GEN. COMMERCIAL & IND.SA (CR)	1.425	2.89 P	1.385	29/06/2023	1.405	1.39	1.435	1.425	1.412	74@1.41	60@1.43	8.81	2022	4,966	19	7,011.01	34,285.50	1.175	1.495	50205010
15,878,748	0.480	---	---	---	10/07/2006	22/03/2004	---	DOMIKI KRITIS SA (CR)	0.95	0.64 P	0.944	29/06/2023	0.956	0.93	0.958	0.95	0.946	3918@0.930	4185@0.950	---	---	18,002	29	17,036.26	15,084.81	0.71	1.015	50101010
34,720,000	0.310	---	---	---	16/06/2010	01/08/2007	---	DROMEAS SA (CR)	0.364	1.68 P	0.358	29/06/2023	0.358	0.358	0.372	0.369	0.363	500@0.352	2000@0.364	---	---	3,565	4	1,295.77	12,638.08	0.3	0.389	40202015
13,673,200	0.880	---	---	---	18/07/2008	26/07/2001	---	EVROFARMA SA (CR)	0.875	---	0.875	29/06/2023	---	---	---	---	---	130@0.845	117@0.870	---	---	---	---	---	11,964.05	0.684	0.92	45102020
11,250,000	0.520	---	0.0405	---	01/08/2022	09/11/2015	---	EKTER SA (CR)	1.695	-0.88 E	1.71	29/06/2023	1.73	1.695	1.74	1.695	1.71	1000@1.69	200@1.71	---	---	27,384	54	46,824.52	19,068.75	1.33	1.89	50101010
18,410,839	1.00	0.027	0.262	---	24/08/2022	10/09/2010	---	ELASTRON (CR)	3.13	1.29 P	3.09	29/06/2023	3.11	3.11	3.19	3.13	3.144	210@3.12	125@3.13	---	---	9,323	57	29,307.90	57,625.93	2.21	3.19	55102010
60,295,607	0.240	---	---	---	09/07/2007	01/07/2021	---	ELGEKA SA (CR)	0.499	-0.20 E	0.5	29/06/2023	0.482	0.482	0.504	0.494	0.497	51@0.494	5700@0.500	---	---	19,182	19	9,527.96	30,087.51	0.38	0.516	45201010
23,828,130	0.500	---	0.0737	---	18/07/20																							

Number of Outstanding Securities	Nominal Value	Dividends [1]			Date of Last Coupon Dividend [2]		Date of Right	Note	Shares	Closing price	% change	Previous closing price/date	Open price	Price min	Price max	Last price	Avg price	Last Bid [7]	Last Ask [7]	P/E after tax	Year	Volume	Trades	Transactions Value[8]	Company Mkt Value (thou. €)	Year low	Year high	Sector[4]
26,730,187	0.520	0.08	0.1	0.12	29/06/2023	01/08/2017	---	---	ELTON SA (CR)	2.81	---	2.81 29/06/2023	2.84	2.78	2.84	2.81	2.814	449@2.78	399@2.81	---	---	15,690	53	44,146.96	75,111.83	2.08	2.92	50205010
30,000,000	0.050	0.06	0.09	0.1	09/06/2023	11/06/2020	---	---	ENTERSOFT (CR)	5.12	-0.77 €	5.16 29/06/2023	5.26	5.06	5.26	5.12	5.175	312@5.08	59@5.12	---	---	8,551	44	44,252.40	153,600.00	3.61	5.26	10101015
36,300,000	1.12	0.223	0.2186	---	14/09/2022	12/12/2007	---	---	THESSALONIKA WATER & SEWERAGE	3.83	6.39 P	3.6 29/06/2023	3.64	3.61	3.87	3.83	3.74	50@3.82	127@3.83	---	---	49,141	212	183,809.06	139,029.00	3.21	3.87	65102030
14,833,480	0.300	---	---	---	02/06/2010	04/02/2022	---	---	EUROCONSULTANTS S.A. (CR)	0.82	-0.24 €	0.822 29/06/2023	0.828	0.8	0.828	0.82	0.817	100@0.802	797@0.820	---	---	20,067	50	16,396.48	12,163.45	0.576	0.83	50205020
86,735,980	0.310	---	---	---	06/07/2009	18/08/2022	---	---	ATHENS MEDICAL CENTER SA (CR)	1.715	3.31 P	1.66 29/06/2023	1.715	1.675	1.725	1.715	1.707	75@1.71	3500@1.72	---	---	23,455	82	40,042.78	148,752.21	1.375	1.8	20101025
114,320,400	0.100	---	0.01	---	26/11/2021	05/08/2019	---	---	IKTINOS HELLAS SA (CR)	0.577	-0.34 €	0.579 29/06/2023	0.58	0.57	0.586	0.577	0.578	100@0.571	1345@0.577	---	---	91,730	106	53,008.69	65,962.87	0.4855	0.675	50101035
8,226,132	0.450	---	---	---	15/05/2009	13/10/2014	---	---	ILYDA S.A. (CR)	1.33	-0.75 €	1.34 29/06/2023	1.34	1.28	1.34	1.33	1.302	585@1.30	499@1.33	8.52	2022	19,140	49	24,917.63	10,940.76	1.055	1.42	10101015
2,566,836	0.440	---	0.016	---	15/07/2022	09/01/2007	---	---	INTERWOOD-XYLEMPORIA (PR)	0.446	18.62 P	0.376 29/06/2023	0.454	0.4	0.454	0.4	0.446	1000@0.300	1320@0.400	---	---	1,181	2	526.40	12,305.48	0.192	0.454	50101020
34,986,430	0.440	---	---	---	25/07/2008	23/02/2010	---	---	INTERWOOD-XYLEMPORIA (CR)	0.319	0.63 P	0.317 29/06/2023	0.32	0.31	0.32	0.32	0.318	1000@0.310	3800@0.319	---	---	62,541	44	19,859.32	12,305.48	0.1975	0.321	50101020
18,567,912	0.590	0.12	0.12	---	06/07/2022	26/01/2021	---	---	INTERLIFE G.C.I.(CR)	4.2	-0.47 €	4.22 29/06/2023	4.29	4.12	4.29	4.2	4.215	50@4.16	228@4.20	---	2022	1,966	20	8,285.93	77,985.23	3.47	4.32	30302025
8,424,900	0.500	---	---	---	12/07/2010	04/07/2019	---	---	INTERTECH SA (CR)	1.13	-0.88 €	1.14 29/06/2023	1.14	1.11	1.15	1.13	1.119	200@1.10	199@1.13	19.51	2022	3,335	16	3,731.91	9,520.14	0.92	1.25	50205010
19,804,134	0.150	---	---	---	01/07/2004	06/11/2017	---	---	KEKROPS SA (CR)	1.34	0.37 P	1.335 29/06/2023	1.3	1.3	1.365	1.365	1.334	11@1.34	1000@1.35	2.55	2022	10,241	18	13,658.96	26,537.54	0.903	1.4	35101010
40,219,218	0.260	---	---	---	29/08/2022	10/06/2019	---	---	KLOUKINAS - LAPPAS SA (CR)	0.986	---	0.986 29/06/2023	0.988	0.984	0.988	0.986	0.985	200@0.980	1100@0.984	---	---	1,100	4	1,084.00	39,656.15	0.5	0.99	50101010
11,510,102	0.890	---	---	---	24/06/2005	06/10/1999	---	---	NAFPAKTOS TEXTILE (CR)	1.09	---	1.09 29/06/2023	---	---	---	---	---	400@1.06	483@1.09	---	---	---	---	---	12,546.01	0.91	1.23	55101020
21,224,340	0.420	0.0035	0.02	---	06/09/2022	25/04/2006	---	---	KORDELLOS BROS SA (CR)	0.656	-0.30 €	0.658 29/06/2023	0.658	0.642	0.66	0.656	0.653	200@0.646	1950@0.656	5.76	2022	12,530	17	8,184.52	13,923.17	0.462	0.7	55102010
33,065,136	0.380	0.2	0.2001	---	18/08/2022	16/09/2013	---	---	KRI-KRI S.A. (CR)	7.96	2.31 P	7.78 29/06/2023	7.94	7.94	7.98	7.98	7.944	10@7.82	3@7.98	82.90	2022	3,049	16	24,221.32	263,198.48	6.08	9.8	45102020
18,017,472	0.360	---	---	---	09/09/2022	28/08/2017	---	---	KTIMA KOSTAS LAZARIDIS SA (CR)	1.82	1.68 P	1.79 29/06/2023	1.82	1.81	1.95	1.82	1.819	50@1.78	2199@1.90	---	---	5,502	11	10,008.85	32,791.80	1.55	1.95	45101015
7,595,160	0.600	---	---	---	10/09/2019	18/08/2010	---	---	KIRIAKOULIS SHIPPING SA (CR)	1.03	3.83 P	0.992 29/06/2023	1.02	1.02	1.03	1.03	1.029	200@0.994	1023@1.03	---	---	1,112	5	1,144.44	7,823.01	0.868	1.265	40501015
6,200,000	0.500	---	---	---	22/06/2010	01/11/1995	---	---	MINERVA KNITWEAR (CR)	0.476	-4.80 €	0.5 29/06/2023	0.5	0.458	0.5	0.476	0.479	975@0.476	263@0.515	---	---	94	8	45.02	2,951.20	0.414	0.585	40204020
5,939,268	0.620	---	---	---	10/07/2003	03/01/2002	---	---	LANAKAM SA (CR)	1.08	3.85 P	1.04 29/06/2023	1.08	1.08	1.08	1.08	1.08	600@1.02	100@1.07	---	---	150	1	162.00	6,414.41	0.716	1.16	40401020
9,819,370	0.500	---	---	---	14/08/2007	09/01/2004	---	---	MATHIOS REFRACTORY SA (CR)	1.2	-4.00 €	1.25 29/06/2023	1.21	1.17	1.22	1.2	1.19	310@1.19	250@1.20	---	---	8,529	16	10,153.09	11,783.24	0.565	1.27	55101000
29,250,000	0.360	0.02	0.0401	0.0908	15/06/2023	25/04/2019	---	---	MOTODYNAMICS S.A. (CR)	3.4	1.49 P	3.35 29/06/2023	3.41	3.37	3.45	3.4	3.415	40@3.38	1680@3.41	---	---	73,252	201	250,186.86	99,450.00	2.04	3.77	40401030
32,188,050	1.04	---	---	---	21/07/2008	20/01/2000	---	---	MOUZAKIS (CR)	0.71	---	0.71 29/06/2023	---	---	---	---	---	700@0.660	63@0.725	---	---	---	---	---	22,853.52	0.65	0.806	55101020
43,200,000	1.00	---	0.0824	---	07/09/2022	14/06/2022	---	---	MPLE KEDROS (CR)	2.55	0.39 P	2.54 29/06/2023	2.53	2.53	2.55	2.55	2.547	500@2.54	750@2.55	---	---	2,696	10	6,865.84	110,160.00	2.19	2.55	35102000
6,340,000	0.600	0.134	0.17	0.1	09/12/2022	12/01/2023	---	---	NAKAS MUSIC	2.88	-0.69 €	2.9 29/06/2023	2.72	2.72	2.88	2.88	2.875	20@2.66	70@2.86	---	---	311	7	894.08	18,259.20	2.16	2.98	40401030
10,080,000	3.00	1.42	1.5	1.45	11/05/2023	27/08/2001	---	---	TPA SA (CR)	24.5	0.41 P	24.4 29/06/2023	24.6	24.2	24.9	24.6	24.544	322@24.30	472@24.60	---	---	2,886	24	70,832.60	246,960.00	22.7	26.3	50206060
4,971,466	1.46	---	---	---	04/07/2007	08/10/2003	---	---	PAIRIS SA (CR)	1.175	2.17 P	1.15 29/06/2023	1.19	1.15	1.195	1.175	1.179	535@1.15	2720@1.18	---	---	9,000	21	10,607.50	5,841.47	0.83	1.225	50203030
27,098,594	0.540	0.07	0.05	0.0401	22/05/2023	14/01/2021	---	---	PAPOUTSANIS (CR)	2.31	---	2.31 29/06/2023	2.34	2.29	2.34	2.31	2.308	200@2.29	2399@2.31	20.86	2022	140	4	323.05	62,597.75	2.23	2.51	45201020
7,070,400	0.930	0.1081	0.3242	---	17/06/2022	06/05/2016	---	---	PETROPOULOS PETROS (CR)	8.54	0.23 P	8.52 29/06/2023	8.6	8.54	8.64	8.54	8.608	900@8.40	250@8.60	---	---	7,850	42	67,574.00	60,381.22	5.9	8.68	50206015
21,912,599	0.300	---	---	0.048	18/05/2023	23/02/2007	---	---	REVOIL (CR)	1.55	-0.64 €	1.56 29/06/2023	1.58	1.53	1.58	1.55	1.552	1119@1.53	1904@1.55	---	---	9,282	37	14,406.29	33,964.53	1.21	1.6	60101020
13,582,223	1.35	---	---	---	24/06/2008	02/02/2016	---	---	SIDMA STEEL (CR)	2.8	---	2.8 29/06/2023	2.8	2.72	2.84	2.8	2.759	99@2.73	770@2.80	---	---	4,584	43	12,647.16	38,030.22	1.85	2.94	55102010
40,693,350	5.00	---	---	---	03/07/2006	26/05/2015	---	---	TECHNICAL OLYMPIC SA (CR)	2.49	-0.40 €	2.5 29/06/2023	2.53	2.49	2.56	2.49	2.511	500@2.48	2060@2.51	---	---	19,156	36	48,105.51	101,326.44	1.76	2.7	40202010
3,048,000	0.300	---	---	---	06/07/2007	01/06/2021	---	---	TZIRAKIAN PROFIL (CR)	2.07	1.47 P	2.04 29/06/2023	2.06	2.06	2.07	2.07	2.07	150@2.01	48@2.09	36.26	2022	611	12	1,264.47	6,309.36	1.755	2.22	55102010
10,203,575	0.730	---	---	---	16/07/2007	18/10/1999	---	---	FIERATEX SA (CR)	0.419	-4.99 €	0.441 29/06/2023	0.44	0.41	0.44	0.419	0.413	350@0.411	3200@0.430	---	2022	2,950	10	1,218.60	4,275.30	0.351	0.5	55101020
8,340,750	1.16	---	---	---	25/06/2009	17/09/2018	---	---	HAIDEMENOS SA (CR)	0.55	---	0.55 29/06/2023	---	---	---	---	---	150@0.510	90@0.550	---	2022	---	---	---	4,587.41	0.452	0.6	50205030
Main Market - Low Liquidity Class																												
11,869,224	0.540	0.087	0.136	---	04/07/2022	30/08/2019	---	---	FLEXOPACK SA (CR)	8.7	---	8.7 29/06/2023	---	---	---	---	---	28@8.75	88@8.80	---	---	---	---	---	103,262.25	7.45	9.45	50203030
10,500,000	4.00	0.37	0.29	0.3	16/05/2023	02/08/2016	---	---	INTERCONTINENTAL (CR)	6.2	0.81 P	6.15 29/06/2023	6.2	6.2	6.2	6.2	6.2	36@6.20	900@6.35	11.83	2022	2,014	4	12,486.80	65,100.00	6.15	6.85	35102000

Number of Outstanding Securities	Nominal Value	Dividends [1]			Date of Last Coupon		Note	Shares	Closing price	% change	Previous closing price/date	Open price	Price min	Price max	Last price	Avg price	Last Bid [7]	Last Ask [7]	P/E after tax	Year	Volume	Trades	Transactions Value[8]	Company Mkt Value (thou. €)	Year low	Year high	Sector[4]
		2020	2021	2022	Dividend [2]	Right																					
57,434,884	1.31	---	---	---	05/06/2008	12/06/2009	---	REDS S.A. (CR)	2.35	-1.26 ⬇️	2.38 29/06/2023	2.38	2.35	2.38	2.35	2.353	313@2.33	1126@2.39	---	---	4,587	8	10,795.45	134,971.98	2.26	3	35101010
152,360,643	0.500	0.01	0.02	0.03	23/06/2023	10/06/2020	---	TRASTOR REAL EST. INV. CO.(CR)	1.1	0.92 ⬇️	1.09 29/06/2023	1.02	1.01	1.1	1.1	1.028	1000@1.06	731@1.10	---	---	3,849	8	3,955.06	167,596.71	0.965	1.14	35102000
15,300,000	0.300	---	---	---	30/07/2009	13/12/1999	---	ATTICA PUBLICATIONS SA (CR)	0.316	---	0.316 29/06/2023	0.29	0.29	0.29	0.29	0.29	402@0.290	2800@0.316	---	---	3	1	0.87	4,834.80	0.236	0.39	40301030
15,000,000	0.300	---	---	---	06/07/2007	18/07/2000	---	DAIOS PLASTICS SA (CR)	3.4	3.03 ⬇️	3.3 29/06/2023	3.4	3.4	3.4	3.4	3.4	510@3.12	89@3.62	---	---	1,000	2	3,400.00	51,000.00	2.92	3.54	50203015
3,307,500	0.210	---	---	---	11/08/2010	30/11/2022	---	ELVE SA (CR)	4.78	---	4.78 29/06/2023	---	---	---	---	---	20@4.74	125@4.88	18.84	2022	---	---	---	15,809.85	4.54	5.2	40204020
2,760,000	11.83	9.4	11	11.8	14/06/2023	16/07/1990	---	KARELIA (CR)	344	2.38 ⬇️	336 29/06/2023	342	342	344	344	342.865	5@344.00	10@350.00	---	---	37	6	12,686.00	949,440.00	288	356	45103010
6,700,000	0.800	0.179	0.047	---	24/08/2022	29/05/2014	---	MILLS KEPENOS (CR)	2.32	---	2.32 29/06/2023	---	---	---	---	---	500@2.22	341@2.40	17.14	2022	---	---	---	15,544.00	1.93	2.54	45102020
21,364,000	1.12	---	---	---	29/07/2019	08/03/2023	---	LAMPSPA HOTEL SA (CR)	24.8	---	24.8 29/06/2023	---	---	---	---	---	---	---	---	---	---	---	---	529,827.20	20.6	25.2	40501025
8,321,682	0.670	---	---	---	17/08/2007	23/11/1999	---	N. LEVENTERIS (CR)	0.282	---	0.282 29/06/2023	---	---	---	---	---	1386@0.262	613@0.310	---	2022	---	---	---	3,016.48	0.22	0.364	55102010
2,160,524	0.670	---	---	---	03/12/2018	23/11/1999	---	N. LEVENTERIS (PR)	0.31	---	0.31 29/06/2023	---	---	---	---	---	500@0.280	104@0.310	---	2022	---	---	---	3,016.48	0.218	0.342	55102010
27,379,200	0.980	---	---	---	03/07/2020	29/08/2022	---	CRETE PLASTICS SA (CR)	16.7	---	16.7 29/06/2023	---	---	---	---	---	100@16.30	410@16.70	---	---	---	---	---	457,232.64	14.7	17.9	50203015
255,494,534	2.71	0.352	0.279	0.255	16/06/2023	30/09/2021	---	PRODEA (CR)	7.65	---	7.65 29/06/2023	7.65	7.65	7.65	7.65	7.65	188@7.65	30@7.90	---	---	12	1	91.80	1,954,533.19	7.1	8.6	35102000
4,181,450	0.500	---	---	---	21/08/2000	05/03/2002	---	FLOUR MILLS SARANTOPOULOS SA	1.14	2.70 ⬇️	1.11 29/06/2023	1.12	1.12	1.22	1.22	1.139	105@1.12	328@1.22	---	---	1,467	3	1,670.24	4,766.85	0.875	1.5	45102020

Exchange Traded Funds (ETFs)

906,928	---	---	---	---	15/06/2016	---	ALPHA ETF FTSE Athex Large Cap	31.62	0.17 ⬆️	31.565 29/06/2023	31.625	31.62	31.78	31.62	31.629	200@28.10	59@34.00	---	---	37	3	1,170.28	---	22.5	33.8	12003
---------	-----	-----	-----	-----	------------	-----	--------------------------------	-------	----------------	-------------------	--------	-------	-------	-------	--------	-----------	----------	-----	-----	----	---	----------	-----	------	------	-------

Surveillance

356,314,416	0.060	---	---	---	07/07/2010	21/09/2017	5160	FRIGOGLASS SA (CR)	0.06	1.70 ⬆️	0.059 29/06/2023	0.059	0.059	0.06	0.06	0.06	5813@0.060	77136@0.061	---	---	122,500	13	7,340.00	21,378.86	0.05	0.158	50204000
65,326,268	0.530	---	---	---	04/07/2007	19/07/2006	4750	SATO SA (CR)	0.0375	---	0.0375 29/06/2023	---	---	---	---	---	14000@0.034	1234@0.039	---	---	---	---	---	2,449.74	0.018	0.069	40202015
13,191,620	0.620	---	---	---	04/08/2010	09/09/2002	5232	YALCO - CONSTANTINOU (CR)	0.16	---	0.16 29/06/2023	---	---	---	---	---	2500@0.144	4250@0.176	---	---	---	---	---	2,110.66	0.12	0.28	40202020
13,000,000	1.00	---	---	---	01/08/2007	07/04/2000	5093	AKRITAS SA (CR)	0.46	---	0.46 29/06/2023	0.456	0.456	0.456	0.456	0.456	10@0.456	500@0.505	---	---	40	2	18.24	5,980.00	0.45	0.67	50101035
221,519,681	0.300	---	---	---	02/07/2008	28/02/2011	4957	ANEK LINES SA (CR)	0.26	---	0.26 29/06/2023	0.26	0.26	0.26	0.26	0.26	22749@0.262	82033@0.268	---	---	604,106	41	157,067.56	58,508.51	0.177	0.27	40501015
312,163	0.300	---	---	---	02/07/2008	28/02/2011	4959	ANEK LINES SA (PR, Issue '90)	0.072	---	0.072 29/06/2023	---	---	---	---	---	29930@0.079	---	---	---	---	---	---	58,508.51	0.072	0.086	40501015
2,969,713	0.300	---	---	---	02/07/2008	28/02/2011	4958	ANEK LINES SA (PR, Issue '96)	0.3	---	0.3 29/06/2023	---	---	---	---	---	---	616@0.300	---	---	---	---	---	58,508.51	0.173	0.38	40501015
17,579,754	4.16	---	---	---	18/08/2006	02/08/2010	---	BIOTER SA (CR)	0.21	---	0.21 29/06/2023	0.21	0.21	0.21	0.21	0.21	350@0.206	1344@0.210	---	---	7,500	6	1,575.00	3,691.75	0.198	0.398	50101010
54,654,600	0.050	---	---	---	01/07/1998	30/12/2022	5275	VIS SA (CR)	0.28	---	0.28 29/06/2023	---	---	---	---	---	4000@0.262	5782@0.280	---	2022	---	---	---	15,303.29	0.136	0.378	50203030
51,754,364	0.300	---	---	---	23/12/2003	24/01/2007	5197	SELECTED TEXT. IND. ASSOC (CR)	0.141	---	0.141 29/06/2023	---	---	---	---	---	5623@0.136	9550@0.154	---	---	---	---	---	7,297.37	0.11	0.202	55101020
371,337,000	0.300	---	---	---	30/05/2013	01/07/2022	---	INTRALOT (CR)	0.6	---	0.6 29/06/2023	0.6	0.6	0.6	0.6	0.6	26931@0.600	8000@0.605	---	---	98,649	33	59,189.40	222,802.20	0.565	0.765	40501020
15,842,391	1.51	---	---	---	15/07/2009	12/05/2000	5141	BITROS HOLDING SA (CR)	0.416	0.48 ⬆️	0.414 29/06/2023	0.42	0.41	0.42	0.41	0.416	500@0.386	970@0.402	---	---	8,930	10	3,716.30	6,590.43	0.408	0.82	55102010
24,319,250	0.300	---	---	---	09/07/2002	04/07/2007	5165	PROODEFTIKH SA (CR)	0.5	8.70 ⬆️	0.46 29/06/2023	0.42	0.42	0.5	0.5	0.496	3000@0.430	1289@0.500	---	---	18,800	31	9,320.00	12,159.63	0.4	0.6	50101010
28,438,268	0.070	---	---	---	21/08/2006	24/11/1999	5253	SPIROY AGRICULTURE SA (CR)	0.158	---	0.158 29/06/2023	0.152	0.152	0.152	0.152	0.152	720@0.152	2178@0.173	---	---	280	2	42.56	4,493.25	0.144	0.23	45102010
1,011,000	1.00	---	---	---	01/07/2004	11/12/2012	5193	TRIA ALFA SA (CR)	9.4	-9.62 ⬇️	10.4 29/06/2023	9.6	9.4	9.6	9.4	9.419	---	97@9.40	72.00	2022	430	18	4,050.00	9,503.40	7.6	16.9	55101020

Suspension Status

66,948,210	0.300	---	---	---	22/09/2015	22/09/2015	5179	FOLLI FOLLIE (CR)	4.8	---	4.8 24/05/2018	---	---	---	---	---	---	---	---	---	---	---	---	321,351.41	4.8	4.8	40401030
12,417,000	0.310	---	---	---	27/08/2019	28/08/2017	5233	MLS MULTIMEDIA SA (CR)	0.57	---	0.57 12/05/2020	---	---	---	---	---	---	---	---	---	---	---	---	7,077.69	0.57	0.57	10101015
6,330,002	0.300	---	---	---	25/06/2002	15/03/2019	5278	VARVARESSOS (CR)	0.24	---	0.24 02/05/2023	---	---	---	---	---	---	---	---	---	---	---	---	1,519.20	0.16	0.25	55101020
3,961,300	1.28	---	---	---	29/06/2004	03/08/2000	5248	DUROS SA (CR)	0.25	---	0.25 24/04/2023	---	---	---	---	---	---	---	---	---	---	---	---	990.33	0.2	0.3	40204020
7,085,888	1.59	---	---	---	02/07/1996	06/09/2010	5216	ELVIEMEK (CR)	2.6	---	2.6 30/09/2019	---	---	---	---	---	---	---	---	---	---	---	---	18,423.31	2.6	2.6	35101010

Number of Outstanding Securities	Nominal Value	Dividends [1]			Date of Last Coupon		Note	Shares	Closing price	% change	Previous closing price/date		Open price	Price min	Price max	Last price	Avg price	Last Bid [7]		Last Ask [7]	P/E after tax	Year	Volume	Trades	Transactions Value[8]	Company Mkt Value (thou. €)	Year low	Year high	Sector[4]
		2020	2021	2022	Dividend [2]	Right																							
7,125,216	0.650	---	---	---	01/07/2005	14/12/1999	4955	KRE.KA SA (CR)	0.28	---	↘	0.28	06/04/2023	---	---	---	---	---	---	---	---	---	---	---	---	1,995.06	0.17	0.43	45102010
7,734,375	1.00	---	---	---	09/07/2007	07/01/2011	5277	LIVANIS SA (CR)	0.125	---	↘	0.125	28/04/2023	---	---	---	---	---	---	---	---	---	---	---	---	966.80	0.12	0.18	40301030

Shares' Notes

Code	Note text
()	- Adjusted dividends.
*	- Last adjusted closing price.
[1]	- Net dividends.
[2]	- The "Date of Last Coupon" for New listings refers to the date company's stocks started to trade in Athex
[3]	- The Company Market Value is referred to the number of outstanding shares
[4]	- Sectors codification can be found in Appendix A
[5]	- The Market Value refers to the total number of shares listed (including their several classes) in the exchange by the company.
[6]	- P/E greater than 100
[7]	- Last view of the Order Book before the end of the trading session
[8]	- All Blocks Methods' Transactions Value are included.
4750	- Transfer to the Under Surveillance Category from 8/4/2011.
4955	- Transfer to the Surveillance Category as from 5/4/2013.
4957	- Transfer to the Surveillance Category as from 5/4/2013.
4958	- Transfer to the Surveillance Category as from 5/4/2013.
4959	- Transfer to the Surveillance Category as from 5/4/2013.
5093	- Transfer to the Surveillance Category as of 8/4/2015.
5141	- Transfer to the Surveillance Category as of 10/05/2017.
5160	- Transfer to the Surveillance Category as of 15/04/2016.
5165	- Transfer to the Surveillance Category as of 15/02/2018.
5179	- Suspension of trading as of 25/05/2018.
5193	- Transfer to the Surveillance Category as of 25/10/2018.
5197	- Transfer to the Surveillance Category as of 07/11/2018.
5216	- Suspension of trading as of 01/10/2019.
5232	- Transfer to the Under Surveillance Category from 08/04/2011.
5233	- Suspension of trading as of 13/05/2020.
5248	- Transfer to the Surveillance Category as of 06/09/20116.
5253	- Transfer to the Surveillance Category as of 14/5/2021.
5275	- Transfer to the Surveillance Category as of 09/07/2020.
5277	- Suspension of trading as of 02/05/2023.
5278	- Suspension of trading as of 03/05/2023.

Securities Blocks Details

Securities	Block Volume	Price	Block Trade Value	Time of approval	Note
PIRAEUS FINANCIAL HOLD (CR)	200,000	3.00	600,000.00	12:50:18	20
AUTOHELLAS SA (CR)	10,000	14.04	140,400.00	16:09:27	20
PIRAEUS FINANCIAL HOLD (CR)	100,000	3.02	301,800.00	16:20:39	20
JUMBO SA (CR)	84,332	25.12	2,118,419.84	17:06:39	20
EUROBANK HOLDINGS (CR)	500,000	1.51	754,500.00	17:15:20	20
EUROBANK HOLDINGS (CR)	1,000,000	1.51	1,509,000.00	17:17:17	20

Blocks Notes

- 9 - Method 6-1 / Special Fees
- 10 - Method 6-1 / Special Fees, SDS
- 14 - Method 6-3 / Settlement, Incomplete Buy and Sell
- 18 - Method 6-2 / SPOT 1
- 19 - Method 6-2 / SPOT 2
- 20 - Method 6-1 and Method 6-1 Same Day Settlement
- 21 - Other Pre-agreed

Shares Rights Details

Occured date	Exercise from	Exercise until	Trading until	Rights	Price min	Price max	Closing price	Last Bid	Last Ask	Volume	Trades	Transactions Value
--------------	---------------	----------------	---------------	--------	-----------	-----------	---------------	----------	----------	--------	--------	--------------------

No Rights Transactions.

Forced Sales Details

Securities	Category of Security	Transactions Volume	Number of Trades	Transactions Value	Note
ATTICA BANK S.A. (CR)	Stocks	447	3	5,730.54	3

Forced Sales Notes

- 1 - Compulsory Public Forced Sales
- 2 - Forced Sales of Fixed Registered Shares
- 3 - Forced Sales of Remaining Fractional Shares

Exchange Traded Funds (ETFs) Characteristics

	Transactions Date (T)	Creation / Redemption	Units (T-1)	New Units (T-1)	Redemption Units (T-1)	Units (T) [1]	Fund Assets [2]	Net Unit Price	Dividend per Unit	Dividend Date
ALPHA ETF FTSE Athex Large Cap	30/06/2023	5,000	906,928	---	---	906,928	28,651,050.00	31.5913	0.52	01/07/2022

ETFs Notes

[1] - Units (T) = Units (T-1) + New Units (T-1) - Redemption Units (T-1)

[2] - The Creation / Redemption Units of T-1 are included.

Non Convertible Corporate Bonds - Regulated Market

Num Listed Bonds	Nominal price	Issue price	Today's Rate	Exp. Date	Duration (years)	Note	Coupon		Trading Unit	Corporate Bonds	Accrued Int.	Yield.T.Mat	Price min	Price max	Closing price	Previous closing price/date	Volume	Transactions Value	Last order		Date	ear min	Year max
							Common	Preffered											Price	Buy / Sell			
300,000	1,000.00	1,000.00	2.30	14/12/2028	7	---	4	---	1	GEK TERNA S.A. (Non Convertible)	1.2778	4.3880	89.9937	89.9937	89.9937	89.9940 29/06/2023	1,000	901.21	89.4000	B	30/06/2023	82.1339	90.3500
320,000	1,000.00	1,000.00	3.40	21/07/2027	7	---	6	---	1	LAMDA DEVELOPMENT S.A. (Non Convertible)	15.3000	4.9280	93.0000	93.8999	93.0600	93.7000 29/06/2023	184,000	174,918.64	93.0300	B	30/06/2023	91.4001	95.5000
200,000	1,000.00	1,000.00	2.10	27/10/2027	7	---	6	---	1	O.P.A.P. S.A. (Non Convertible)	3.9667	3.9740	92.0300	92.1500	92.1500	92.0600 29/06/2023	24,000	22,192.70	92.1500	B	30/06/2023	91.3710	95.4000
200,000	1,000.00	1,000.00	1.90	23/03/2028	7	---	5	---	1	MOTOR OIL CORINTH REFINERIES SA (Non Convertible)	5.4361	3.6500	91.8000	92.1990	92.1990	91.7000 29/06/2023	116,000	107,314.98	91.6000	B	30/06/2023	87.5500	92.6000
100,000	1,000.00	1,000.00	2.70	25/05/2026	5	---	5	---	1	COSTAMARE PARTICIPATIONS PLC (Non Convertible)	3.0000	4.2120	95.3602	95.9000	95.4058	95.5340 29/06/2023	58,000	55,509.35	95.3602	B	30/06/2023	92.1400	97.0000
300,000	1,000.00	1,000.00	2.30	20/07/2028	7	---	4	---	1	PRODEA REIC S.A.(Non Convertible)	10.5417	5.6940	85.0000	85.7000	85.4999	85.7000 29/06/2023	176,000	152,006.81	85.2000	B	30/06/2023	82.0100	86.2000
150,000	1,000.00	1,000.00	2.65	22/10/2026	5	---	4	---	1	CPLP SHIPPING HOLDINGS PLC (Non Convertible)	5.2264	4.3330	94.0000	94.5000	94.4866	94.1000 29/06/2023	35,000	33,119.13	94.1000	B	30/06/2023	92.5500	96.0000
500,000	1,000.00	1,000.00	2.75	03/07/2027	7	---	6	---	1	GEK TERNA S.A. (Non Convertible)	---	4.2530	92.3499	94.4535	93.5593	92.9000 29/06/2023	307,000	285,086.51	92.9500	B	30/06/2023	86.8000	94.4535
120,000	1,000.00	1,000.00	2.65	06/12/2028	7	---	4	---	1	NOVAL PROPERTY REIC (Non Convertible)	2.0611	5.2680	87.4000	88.5000	87.8627	88.0000 29/06/2023	46,000	40,511.64	87.2600	B	30/06/2023	84.3700	90.8700
120,000	1,000.00	1,000.00	3.95	04/04/2025	7	---	11	---	1	GEK TERNA S.A. (Non Convertible)	9.9847	3.6590	---	---	---	99.2000 29/06/2023	---	---	99.4001	B	30/06/2023	97.5523	100.5000
100,000	1,000.00	1,000.00	2.95	11/02/2027	5	---	3	---	1	SAFE BULKERS PARTICIPATIONS PLC (Non Convertible)	11.5542	4.9340	93.1990	93.1990	93.1990	93.1000 29/06/2023	1,000	943.54	92.7000	B	30/06/2023	89.9269	97.0000
230,000	1,000.00	1,000.00	4.70	12/07/2029	7	---	2	---	1	LAMDA DEVELOPMENT S.A. (Non convertible)	22.5861	4.5430	99.7500	100.0000	99.7500	99.7500 29/06/2023	47,000	47,963.05	99.0400	B	30/06/2023	94.9889	101.0000
100,000	1,000.00	1,000.00	4.40	26/07/2029	7	---	2	---	1	CPLP SHIPPING HOLDINGS PLC (Non Convertible)	19.4333	4.3830	98.2000	99.1999	99.1999	99.0500 29/06/2023	17,000	17,064.87	98.2007	B	30/06/2023	97.2369	100.8000
200,000	1,000.00	1,000.00	3.60	12/03/2026	7	---	9	---	1	AEGEAN AIRLINES S.A. (Non Convertible)	11.3000	3.8080	98.0000	98.5400	98.0000	98.1350 29/06/2023	30,000	29,744.40	97.8600	B	30/06/2023	95.6301	98.9000
150,000	1,000.00	1,000.00	2.60	22/10/2026	7	---	8	---	1	TERNA ENERGY FINANCE S.A. (Non Convertible)	5.1278	4.2610	93.0005	93.8980	93.8980	93.6900 29/06/2023	31,000	29,014.07	93.1100	B	30/06/2023	92.5000	95.7400
100,000	1,000.00	1,000.00	2.80	25/01/2027	5	---	3	---	1	PREMIA S.A. (Non Convertible)	12.4444	5.1150	---	---	---	92.2880 29/06/2023	---	---	90.6200	B	30/06/2023	87.6862	95.9899
175,000	1,000.00	1,000.00	3.40	26/07/2024	5	---	8	---	1	ATTICA HOLDINGS S.A. (Non Convertible)	15.0167	4.0070	98.5000	98.8000	98.8000	98.6170 29/06/2023	39,000	39,017.65	98.2501	B	30/06/2023	96.6179	98.9000
250,000	1,000.00	1,000.00	2.45	16/11/2028	7	---	4	---	1	ELVALHALCOR S.A. (Non Convertible)	3.3347	4.8730	88.0001	89.0788	88.7045	88.4180 29/06/2023	70,000	62,326.61	88.5100	B	30/06/2023	85.6375	91.0000

Corporate Bonds Notes

Transactions Volume = (Pieces) * (Nominal Price). Transactions Value = (Pieces) * (Nominal Price) * (price %) + (Accrued interest).
The price of a Bond is stated as a percentage (%) of Bond's Nominal Price.
Nominal Price in Euros (€), except if it is noted differently.

Government Bonds

Number Listed Bonds	Nominal price	Today's Rate	Accrued Interest Calc	Exp. Date [1]	Duration (years)	Note	Coupons Date	Curr. coupon value	Trading Unit	Government Bonds	Price min	Price max	Closing price	Previous closing price/date	Volume	Transactions Value	Price	Last order Buy / Sell	Date
4,500,000	1,000.00	1.88	Actual/Actual	04/02/2035	15	---	04/02	1.88	1	GGB-FXD-040235-15Y-1.875-1.000	---	---	---	---	---	---	---	---	---
2,500,000	1,000.00	3.45	Actual/Actual	02/04/2024	5	---	02/04	3.45	1	GGB-FXD-020424-05Y-3.450-1.000	---	---	---	---	---	---	---	---	---
6,000,000	1,000.00	0.75	Actual/Actual	18/06/2031	10	---	18/06	0.75	1	GGB-FXD-180631-10Y-0.750-1.000	---	---	---	---	---	---	---	---	---
2,500,000	1,000.00	3.88	Actual/Actual	15/06/2028	5	---	15/06	3.88	1	GGB-FXD-150628-05Y-3.875-1.000	---	---	---	---	---	---	---	---	---
5,962,747,327	1.00	3.75	Actual/Actual	30/01/2028	10	---	/02 - 01/02 - 31/	3.75	1	GGB-FXD-300128-10Y-3.750-1.00	---	---	---	85.4610 13/07/2018	---	---	1.0000	B	28/11/2018
7,067,309,386	1.00	3.90	Actual/Actual	30/01/2033	15	---	/02 - 01/02 - 31/	3.90	1	GGB-FXD-300133-15Y-3.900-1.00	---	---	---	78.6730 13/07/2018	---	---	1.0000	B	28/11/2018
5,622,848,349	1.00	4.00	Actual/Actual	30/01/2037	19	---	/02 - 01/02 - 31/	4.00	1	GGB-FXD-300137-19Y-4.000-1.00	---	---	---	77.0370 13/07/2018	---	---	1.0000	B	28/11/2018
5,476,770,669	1.00	4.20	Actual/Actual	30/01/2042	24	---	/02 - 01/02 - 31/	4.20	1	GGB-FXD-300142-24Y-4.200-1.00	---	---	---	77.7640 13/07/2018	---	---	1.0000	B	28/11/2018
48,794,718	1.00	4.30	Actual/Actual	24/02/2024	12	---	24/02	4.30	1	GGB-FXD-240224-12Y-2.000-1.00	---	---	---	10.0000 22/06/2015	---	---	---	---	---
40,248,141	1.00	4.30	Actual/Actual	24/02/2025	13	---	24/02	4.30	1	GGB-FXD-240225-13Y-2.000-1.00	---	---	---	10.0000 22/06/2015	---	---	---	---	---
59,586,043	1.00	4.30	Actual/Actual	24/02/2026	14	---	24/02	4.30	1	GGB-FXD-240226-14Y-2.000-1.00	---	---	---	10.0000 22/06/2015	---	---	---	---	---
41,118,344	1.00	4.30	Actual/Actual	24/02/2027	15	---	24/02	4.30	1	GGB-FXD-240227-15Y-2.000-1.00	---	---	---	10.0000 22/06/2015	---	---	---	---	---
45,137,734	1.00	4.30	Actual/Actual	24/02/2028	16	---	24/02	4.30	1	GGB-FXD-240228-16Y-2.000-1.00	---	---	---	10.0000 22/06/2015	---	---	---	---	---
61,768,888	1.00	4.30	Actual/Actual	24/02/2029	17	---	24/02	4.30	1	GGB-FXD-240229-17Y-2.000-1.00	---	---	---	10.0000 22/06/2015	---	---	---	---	---
54,567,744	1.00	4.30	Actual/Actual	24/02/2030	18	---	24/02	4.30	1	GGB-FXD-240230-18Y-2.000-1.00	---	---	---	10.0000 22/06/2015	---	---	---	---	---
37,541,515	1.00	4.30	Actual/Actual	24/02/2031	19	---	24/02	4.30	1	GGB-FXD-240231-19Y-2.000-1.00	---	---	---	10.0000 22/06/2015	---	---	---	---	---
37,558,317	1.00	4.30	Actual/Actual	24/02/2032	20	---	24/02	4.30	1	GGB-FXD-240232-20Y-2.000-1.00	---	---	---	10.0000 22/06/2015	---	---	---	---	---
37,473,732	1.00	4.30	Actual/Actual	24/02/2033	21	---	24/02	4.30	1	GGB-FXD-240233-21Y-2.000-1.00	---	---	---	10.0000 22/06/2015	---	---	---	---	---
33,888,293	1.00	4.30	Actual/Actual	24/02/2034	22	---	24/02	4.30	1	GGB-FXD-240234-22Y-2.000-1.00	---	---	---	10.0000 22/06/2015	---	---	---	---	---
35,177,800	1.00	4.30	Actual/Actual	24/02/2035	23	---	24/02	4.30	1	GGB-FXD-240235-23Y-2.000-1.00	---	---	---	10.0000 22/06/2015	---	---	---	---	---
35,547,268	1.00	4.30	Actual/Actual	24/02/2036	24	---	24/02	4.30	1	GGB-FXD-240236-24Y-2.000-1.00	---	---	---	10.0000 22/06/2015	---	---	---	---	---
40,246,306	1.00	4.30	Actual/Actual	24/02/2037	25	---	24/02	4.30	1	GGB-FXD-240237-25Y-2.000-1.00	---	---	---	10.0000 22/06/2015	---	---	---	---	---
37,643,952	1.00	4.30	Actual/Actual	24/02/2038	26	---	24/02	4.30	1	GGB-FXD-240238-26Y-2.000-1.00	---	---	---	10.0000 22/06/2015	---	---	---	---	---
36,977,100	1.00	4.30	Actual/Actual	24/02/2039	27	---	24/02	4.30	1	GGB-FXD-240239-27Y-2.000-1.00	---	---	---	10.0000 22/06/2015	---	---	---	---	---
41,615,000	1.00	4.30	Actual/Actual	24/02/2040	28	---	24/02	4.30	1	GGB-FXD-240240-28Y-2.000-1.00	---	---	---	10.0000 22/06/2015	---	---	---	---	---
42,227,208	1.00	4.30	Actual/Actual	24/02/2041	29	---	24/02	4.30	1	GGB-FXD-240241-29Y-2.000-1.00	---	---	---	10.0000 22/06/2015	---	---	---	---	---
68,288,487	1.00	4.30	Actual/Actual	24/02/2042	30	---	24/02	4.30	1	GGB-FXD-240242-30Y-2.000-1.00	---	---	---	10.0000 22/06/2015	---	---	---	---	---
4,000,000	1,000.00	3.88	Actual/Actual	12/03/2029	10	---	12/03	3.88	1	GGB-FXD-120329-10Y-3.875-1.000	---	---	---	---	---	---	100.0000	B	15/10/2019
4,500,000	1,000.00	0.00	Actual/Actual	12/02/2026	5	---	12/02	0.00	1	GGB-FXD-120226-05Y-0.000-1.000	---	---	---	---	---	---	---	---	---
3,000,000	1,000.00	3.38	Actual/Actual	15/02/2025	7	---	15/02	3.38	1	GGB-FXD-150225-07Y-3.375-1.000	---	---	---	---	---	---	---	---	---
964,000	1,000.00	3.25	Actual/Actual	20/03/2025	6	---	20/03	3.25	1	GGB-FXD-200325-06Y-3.250-1.000	---	---	---	---	---	---	---	---	---
2,100,000	1,000.00	3.55	Actual/Actual	20/03/2026	7	---	20/03	3.55	1	GGB-FXD-200326-07Y-3.550-1.000	---	---	---	---	---	---	---	---	---
40,000	1,000.00	2.18	FLR Actual/360	16/09/2023	1	---	16/03 - 16/09	---	1	GGB-FLT-160923-01Y-2.178-1.000	---	---	---	---	---	---	---	---	---
5,500,000	1,000.00	1.50	Actual/Actual	18/06/2030	10	---	18/06	1.50	1	GGB-FXD-180630-10Y-1.500-1.000	---	---	---	---	---	---	---	---	---

Government Bonds Notes

Transactions Volume = (Pieces) * (Nominal Price). Transactions Value = (Pieces) * (Nominal Price) * (price %) + (Accrued interest).

The Value of current coupon for the issues with NV 0.01 euro refers to NV 100 euros

FLR: Floating Interest Rate.

[1] - The Expiration Date of the interest bearing period and the Date for coupon payment.

Government Bonds

Number Listed Bonds	Nominal price	Today's Rate	Accrued Interest Calc	Exp. Date [1]	Duration (years)	Note	Coupons Date	Curr. coupon value	Trading Unit	Government Bonds	Price min	Price max	Closing price	Previous closing price/date	Volume	Transactions Value	Price	Last order Buy / Sell	Date
5,364,250	1,000.00	3.25	Actual/Actual	20/03/2050	30	---	20/03	3.25	1	GGB-FXD-200350-30Y-3.250-1.000	---	---	---	---	---	---	---	---	---
3,924,361	1,000.00	2.00	Actual/Actual	22/04/2027	7	---	22/04	2.00	1	GGB-FXD-220427-07Y-2.000-1.000	---	---	---	---	---	---	99.9000	B	22/04/2020
2,500,000	1,000.00	1.88	Actual/Actual	23/07/2026	7	---	23/07	1.88	1	GGB-FXD-230726-07Y-1.875-1.000	---	---	---	---	---	---	---	---	---
4,050,000	1,000.00	4.25	Actual/Actual	15/06/2033	10	---	15/06	4.25	1	GGB-FXD-150633-10Y-4.250-1.000	---	---	---	---	---	---	---	---	---
3,500,000	1,000.00	1.88	Actual/Actual	24/01/2052	30	---	24/01	1.88	1	GGB-FXD-240152-30Y-1.875-1.000	---	---	---	---	---	---	---	---	---
3,700,000	1,000.00	1.75	Actual/Actual	18/06/2032	10	---	18/06	1.75	1	GGB-FXD-180632-10Y-1.750-1.000	---	---	---	---	---	---	---	---	---
2,200,000	1,000.00	1.13	FLR Actual/360	15/12/2027	5	---	- 15/12 - 15/03 -	---	1	GGB-FLT-151227-05Y-1.130-1.000	---	---	---	---	---	---	102.1600	B	30/12/2022

Government Bonds Notes

Transactions Volume = (Pieces) * (Nominal Price). Transactions Value = (Pieces) * (Nominal Price) * (price %) + (Accrued interest).
The Value of current coupon for the issues with NV 0.01 euro refers to NV 100 euros
FLR: Floating Interest Rate.
[1] - The Expiration Date of the interest bearing period and the Date for coupon payment.

Treasury Bills & Zero Coupon Government Bonds

	13-Week Maturity									26-Week Maturity								52-Week Maturity									
Issue Date	Exp. Date	Initial Rate	Num Listed Bonds	Nominal price	Issue price	Last Trade Price	Last Trade Date	Volume Traded	Note	Exp. Date	Initial Rate	Num Listed Bonds	Nominal price	Issue price	Last Trade Price	Last Trade Date	Volume Traded	Note	Exp. Date	Initial Rate	Num Listed Bonds	Nominal price	Issue price	Last Trade Price	Last Trade Date	Volume Traded	Note
09/09/2022	---	---	---	---	---	---	---	---	---	---	---	---	---	---	---	---	---	---	08/09/2023	1.97	1,000,000	1,000.00	980.47	---	---	---	---
09/12/2022	---	---	---	---	---	---	---	---	---	---	---	---	---	---	---	---	---	---	08/12/2023	2.73	600,000	1,000.00	973.10	---	---	---	---
10/03/2023	---	---	---	---	---	---	---	---	---	---	---	---	---	---	---	---	---	---	08/03/2024	3.75	1,000,000	1,000.00	963.46	---	---	---	---
09/06/2023	---	---	---	---	---	---	---	---	---	---	---	---	---	---	---	---	---	---	07/06/2024	3.84	1,600,000	1,000.00	962.60	---	---	---	---

Bonds in Circulation	Currency / Min nominal traded Value	Coupons Payment Date	Current Coupon Value	Note	Coupon	Trading Unit	Issue Date	Duration (years)	Today's Interest	A.I.C in days	Bonds	Last price of previous days		Last Outcry in Cash (euro)			Trades in	Life	Life
													Price	Buy / Sell	Date	Pieces	min	Max	
Corporate Bonds in Foreign Currency and Euro																			
103,746	GBP / 10	01/12	0.25	---	64	1	01/12/1930	98	2.5	360	National Mortgage Bank	2.27	05/02/1996	2.27	S	05/02/1996	---	2.27	2.27
0	GBP / 10	01/12	0.25	---	66	1	01/12/1928	100	2.5	360	National Mortgage Bank	---	---	---	---	---	---	---	---

Government Bonds Notes

A.I.C: Accrued Interest Calculation base.
FLR: Floating Interest Rate.
The minimum tradeable Nominal Value for all Demeterialised Government Titles is 100 Euros.
(μτφρ-0)

Athex & ATHEXClear Members List

Member Name			Stock Market			Derivatives Market		ATHEXClear Member	
Address	Phone	Fax	Market Member	Remote Member	Market Maker	Proprietary	Market Maker	General Clearing	Direct Clearing
A. SARRIS SECURITIES S.A.			a						
6, ΔΡΑΓΑΤΣΑΝΙΟΥ 6 ATHINA	2103367700								
AEONIC SECURITIES C.I.F. P.L.C.			a						
, ΛΑΪΟΥ 6, ΓΡ. 301B, ANNA COURT	35725337600								
ALPHA BANK S.A.								a	
, ΣΤΑΔΙΟΥ 40 ATHINA	2103260000								
ALPHA FINANCE INVESTMENT SERVICES SINGLE MEMBER SA			a		a	a	a		a
5, ΠΑΝΕΠΙΣΤΗΜΙΟΥ 45 ATHINA	2103677400								
ARGUS STOCKBROKERS LTD			a	a		a			
25 , 25 ΛΕΩΦΟΡΟΣ ΔΗΜΟΣΘΕΝΗ ΣΕΒΕΡΗ	0035722717000								
ATLANTIC SECURITIES LTD			a	a					
37, ΠΡΟΔΡΟΜΟΥ 37	0035722445400								
AXON SECURITIES S.A.			a			a			
48, ΣΤΑΔΙΟΥ 48 ATHINA	2103363800								
BETA SECURITIES S.A.			a		a	a			a
29 , Λ.ΑΛΕΞΑΝΔΡΑΣ 29 ATHINA	2106478930								
BNP PARIBAS S.A.								a	
, ΛΑΜΨΑΚΟΥ 2 ATHINA	2107468525								
BOFA SECURITIES EUROPE SA			a	a					
, 112 AVENUE KL?BER 75116	+33 153655555								
CAPITAL SECURITIES S.A.			a			a			
58, ΜΗΤΡΟΠΟΛΕΩΣ 58 ATHINA	2103369700								
CITIGROUP GLOBAL MARKETS EUROPE AG			a	a					
16, REUTERWEG 16	+49 691366-0								
CITIGROUP GLOBAL MARKETS LIMITED			a						
1, 33 CANADA SQUARE -CANARY WHARF	+44 02079864000								
CREDIT SUISSE BANK (EUROPE), S.A.			a	a					
, CALLE AYALA 42, 3A PLANTA-B MADRID	+34917916000								
CREDIT SUISSE SECURITIES (EUROPE) LIMITED			a						
1 , ONE CABOT SQUARE LONDON	+44 2078888888								
CYCLOS SECURITIES S.A.			a			a			
39, ΧΑΡΙΛΑΟΥ ΤΡΙΚΟΥΠΗ 6-8-10 ATHINA	2103364300								
DEUTSCHE BANK S.A.				a					
1 , GREAT WINCHESTER STREET LONDON	+44 20 754 54209	00441133361437							
EUROBANK EQUITIES INVESTMENT FIRM SINGLE MEMBER SA			a		a	a	a		a
, ΦΙΛΕΛΛΗΝΩΝ 10 & ΞΕΝΟΦΩΝΤΟΣ 13 ATHINA	2103720425								
EUROBANK S.A.								a	
, ΟΘΩΝΟΣ 8 ATHINA	2144043907								
EUROCORP INVESTMENT SERVICES S.A.			a			a			a
14, ΠΛ.ΦΙΛΙΚΗΣ ΕΤΑΙΡΕΙΑΣ 14 ATHINA	2107263600								
EUOTRUST INVESTMENT FIRM SA			a						
113, ΣΕΒΑΣΤΟΥΠΟΛΕΩΣ 113 ATHINA	2103363100								
EUROXX SECURITIES S.A.			a		a	a	a		a
7, ΠΑΛΑΙΟΛΟΓΟΥ ΧΑΛΑΝΔΡΙ	(210)-6879400	(210)-6879401							
7, PALEOLOGOU CHALANDRI	+30 2106879400	210-6879401							
FREEDOM FINANCE EUROPE LTD				a					
, ΧΡΙΣΤΑΚΗ ΚΡΑΝΟΥ 20	035725257786								
G. A. PERVANAS SECURITIES- INVESTMENT SERVICES S.A.			a						
7-9, ΣΟΦΟΚΛΕΟΥΣ 7-9 ATHINA	2103727200								
GLOBAL CAPITAL SECURITIES & FINANCIAL SERVICES LTD			a	a					
50, Λ.ΑΡΧΙΕΠΙΣΚΟΠΟΥ ΜΑΚΑΡΙΟΥ Γ'50	0035722710710								
GREENPOST TRADING EUROPE LTD			a	a	a				
, KIMONOS 3, ACROPOLIS MANSIONS, 2ND FLOOR, FLAT/OFFICE 202	035722521389								
HELLENIC AMERICAN SECURITIES S.A.			a		a	a			a
27, ΑΝΔΡΕΑ ΠΑΠΑΝΔΡΕΟΥ 27 MAROUSI	2103311100								
HELLENIC BANK (INVESTMENTS) LTD				a					
, AVE.KYRIAKOU MATSI 31 - PO BOX 24747 NICOSIA	+357 22500100	357 22500110							
HSBC CONTINENTAL EUROPE								a	
109-111, Λ.ΜΕΣΟΓΕΙΩΝ 109-111	2106960000								
INDEX SECURITIES S.A.			a						
6, ΔΡΑΓΑΤΣΑΝΙΟΥ 6 ATHINA	2103213920								
J. CHR. MAVRIKIS SECURITIES S.A.			a						
5, ΣΟΦΟΚΛΕΟΥΣ 5 ATHINA	2103216730								

Athex & ATHEXClear Members List

Member Name			Stock Market			Derivatives Market		ATHEXClear Member	
Address	Phone	Fax	Market Member	Remote Member	Market Maker	Proprietary	Market Maker	General Clearing	Direct Clearing
KAPPA SECURITIES S.A.			a			a			
15, ΒΑΛΛΑΡΙΤΟΥ 15 ATHINA	2103678600								
KARAMANOF SECURITIES & INVESTMENT SERVICES S.A.			a						
2, ΠΛ.ΑΓ.ΘΕΟΔΩΡΩΝ 2 ATHINA	2103212947								
LAIKI FINANCIAL SERVICES LTD				a					
26, AVE. VYRONOS NICOSIA	357 22367367	357 22718567							
LEON DEPOLAS SECURITIES S.A.			a		a	a			
1, ΧΡΗΣΤΟΥ ΛΑΔΑ 1 ATHINA	2103213276 -28								
MEGA EQUITY SECURITIES & FINANCIAL SERVICES PUBLIC LTD			a	a		a			
42-44, ΛΕΩΦ.ΓΡΙΒΑΔΙΓΕΝΗ 42-44	0035722711711								
MERIT SECURITIES S.A			a		a	a			a
5, ΣΟΦΟΚΛΕΟΥΣ 5 ATHINA	2103671880								
MERRILL LYNCH INTERNATIONAL			a						
2 , 2 KING EDWARD STREET LONDON	+44 20276281000								
N. CHRYSOCHOIDIS SECURITIES S.A.			a			a			a
7-9, ΣΟΦΟΚΛΕΟΥΣ 7-9 ATHINA	2103213913								
NATIONAL BANK OF GREECE S.A.			a			a		a	
86, ΑΙΟΛΟΥ STR. ATHINA	(210)-3341000	(210)-3228187							
68, ΑΚΑΔΙΜΙΑΣ STR. ATHINA	(210)-3328817	(210)-3328678							
NATIONAL SECURITIES SINGLE MEMBER SA			a		a	a	a		
66, ΛΕΩΦΟΡΟΣ ΑΘΗΝΩΝ 128-132 & ΙΦΙΓΕΝΙΑΣ ATHINA	2103328784								
NUNTIVS BROKERAGE AND INVESTMENT SERVICES S.A			a						
6, ΔΡΑΓΑΤΣΑΝΙΟΥ 6 ATHINA	2103350599								
ONE PLUS CAPITAL LIMITED			a	a					
, 75 PRODROMOU AVENUE NICOSIA 1307	35722873760								
OPTIMA BANK S.A.			a		a	a	a	a	
32 , ΑΙΓΙΑΛΕΙΑΣ 32 & ΠΑΡΑΔΕΙΣΟΥ MAROUSI	2108173663								
PANCRETA BANK S.A								a	
, ΙΚΑΡΟΥΣ 5	2810 338800								
PANTELAKIS SECURITIES S.A.			a		a	a	a		
57, ΕΘΝΙΚΗΣ ΑΝΤΙΣΤΑΣΕΩΣ 57, ΚΤΙΡΙΟ Β CHALANDRI	2106965000								
PEGASUS SECURITIES S.A			a			a			
17 , ΒΑΛΛΑΡΙΤΟΥ 17 & ΑΜΕΡΙΚΗΣ ATHINA	2103670700								
PIRAEUS BANK S.A.			a			a		a	
, ΑΜΕΡΙΚΗΣ 4 ATHINA	2103335000								
PIRAEUS SECURITIES S. A.			a		a	a	a		a
10, ΣΤΑΔΙΟΥ 10 ATHINA	2103354100								
PROCHOICE SECURITIES LTD			a	a					
57, ΛΕΩΦ.ΣΠΥΡΟΥ ΚΥΠΡΙΑΝΟΥ 57, ΑΚΙΝΗΤΑ Φ	035724661192								
SHARELINK SECURITIES & FINANCIAL SERVICES LTD			a			a			
6 , HOUSE-ΘΕΟΤΟΚΗ 6 ΜΕΓΑΡΟ ΕΛΛΗΝΑ	+357 22554200								
SOCIETE GENERALE S.A.			a	a		a			
, 17 COURS VALMY, CEDEX	+157290504								
SOLIDUS SECURITIES S.A			a			a			a
64, ΛΟΥΙΖΗΣ ΡΙΑΝΚΟΥΡ 64 ATHINA	2106900600								
ST. EM. LAVRENTAKIS SECURITIES S.A.			a			a			
7-9, ΣΟΦΟΚΛΕΟΥΣ 7-9 ATHINA	2103213336								
THE CYPRUS INVESTMENT & & SECURITIES CORPORATION LTD			a	a					
154, ΑΓΙΟΥ ΠΡΟΚΟΠΙΟΥ & ΠΟΣΕΙΔΩΝΟΣ 1	00357222121700								
UBS EUROPE SE			a	a					
, OPERNTURM, BOCKENHEIMER LANDSTRASSE 2-4	496921790								
UBS LIMITED				a					
1 , FINSBURY AVENUE LONDON	+44 2075687135								

List of Stocks under Market Making operations

Securities	Stock Category
Market Maker	Start Market Making
MLS MULTIMEDIA SA (CR)	Suspension Status
PIRAEUS SECURITIES S. A.	01/08/2019
ALPHA ETF FTSE Athex Large Cap	Exchange Traded Funds (ETFs)
ALPHA FINANCE INVESTMENT SERVICES SINGLE MEMBER SA	02/01/1900
NATIONAL SECURITIES SINGLE MEMBER SA	02/01/1900
ADMIE (IPTO) HOLDING S.A. (CR)	Main Market
EUROBANK EQUITIES INVESTMENT FIRM SINGLE MEMBER SA	24/05/2021
HELLENIC AMERICAN SECURITIES S.A.	09/03/2020
PIRAEUS SECURITIES S. A.	29/06/2017
AEGEAN AIRLINES (CR)	Main Market
EUROBANK EQUITIES INVESTMENT FIRM SINGLE MEMBER SA	22/09/2020
ALPHA SERVICES HOLD (CR)	Main Market
ALPHA FINANCE INVESTMENT SERVICES SINGLE MEMBER SA	29/02/2016
EUROBANK EQUITIES INVESTMENT FIRM SINGLE MEMBER SA	22/10/2006
GREENPOST TRADING EUROPE LTD	12/06/2023
HELLENIC AMERICAN SECURITIES S.A.	25/07/2014
LEON DEPOLAS SECURITIES S.A.	04/01/2016
MERIT SECURITIES S.A	03/09/2012
NATIONAL SECURITIES SINGLE MEMBER SA	02/01/1900
PIRAEUS SECURITIES S. A.	28/05/2009
ALPHA TRUST (CR)	Main Market
EUROBANK EQUITIES INVESTMENT FIRM SINGLE MEMBER SA	06/02/2023
LEON DEPOLAS SECURITIES S.A.	04/01/2021
ANDROMEDA SA (CR)	Main Market
BETA SECURITIES S.A.	15/02/2021
OPTIMA BANK S.A.	03/04/2023
ATTICA BANK S.A. (CR)	Main Market
EUROXX SECURITIES S.A.	22/01/2016
PIRAEUS SECURITIES S. A.	20/09/2017
AUSTRIACARD (CB)	Main Market
BETA SECURITIES S.A.	23/03/2023
EUROBANK EQUITIES INVESTMENT FIRM SINGLE MEMBER SA	15/05/2023
AUTOHELLAS SA (CR)	Main Market
ALPHA FINANCE INVESTMENT SERVICES SINGLE MEMBER SA	01/07/2019
EUROXX SECURITIES S.A.	02/07/2018
AVAX S.A. (CR)	Main Market
EUROBANK EQUITIES INVESTMENT FIRM SINGLE MEMBER SA	14/12/2015
PIRAEUS SECURITIES S. A.	01/02/2021
AVE (CR)	Main Market
EUROXX SECURITIES S.A.	05/06/2020
BRIQ PROPERTIES (CR)	Main Market
EUROBANK EQUITIES INVESTMENT FIRM SINGLE MEMBER SA	09/09/2019
LEON DEPOLAS SECURITIES S.A.	22/02/2021
CC HBC AG (CR)	Main Market
BETA SECURITIES S.A.	08/03/2021
NATIONAL SECURITIES SINGLE MEMBER SA	02/01/1900
PIRAEUS SECURITIES S. A.	04/05/2015
CENERGY HOLDINGS (CB)	Main Market
ALPHA FINANCE INVESTMENT SERVICES SINGLE MEMBER SA	02/01/2016
EUROBANK EQUITIES INVESTMENT FIRM SINGLE MEMBER SA	02/01/2016
OPTIMA BANK S.A.	14/03/2022
PANTELAKIS SECURITIES S.A.	27/12/2022
CNL CAPITAL (CR)	Main Market
MERIT SECURITIES S.A	01/10/2018
DIMAND (CR)	Main Market
ALPHA FINANCE INVESTMENT SERVICES SINGLE MEMBER SA	08/08/2022
EUROBANK EQUITIES INVESTMENT FIRM SINGLE MEMBER SA	08/08/2022
PANTELAKIS SECURITIES S.A.	15/05/2023
EKTER SA (CR)	Main Market
BETA SECURITIES S.A.	26/09/2022
EUROBANK EQUITIES INVESTMENT FIRM SINGLE MEMBER SA	16/10/2017
LEON DEPOLAS SECURITIES S.A.	21/05/2018
ELASTRON (CR)	Main Market
LEON DEPOLAS SECURITIES S.A.	20/02/2017

List of Stocks under Market Making operations

Securities	Stock Category
Market Maker	Start Market Making
ELLAKTOR (CR)	Main Market
ALPHA FINANCE INVESTMENT SERVICES SINGLE MEMBER SA	18/03/2019
EUROBANK EQUITIES INVESTMENT FIRM SINGLE MEMBER SA	01/06/2012
EUROXX SECURITIES S.A.	24/09/2018
NATIONAL SECURITIES SINGLE MEMBER SA	02/01/1900
PIRAEUS SECURITIES S. A.	22/10/2018
ELTON SA (CR)	Main Market
BETA SECURITIES S.A.	03/09/2012
EUROBANK EQUITIES INVESTMENT FIRM SINGLE MEMBER SA	28/11/2022
OPTIMA BANK S.A.	30/01/2023
ELVALHALCOR (CR)	Main Market
ALPHA FINANCE INVESTMENT SERVICES SINGLE MEMBER SA	07/05/2018
BETA SECURITIES S.A.	09/01/2023
EUROBANK EQUITIES INVESTMENT FIRM SINGLE MEMBER SA	07/05/2018
ENTERSOFT (CR)	Main Market
ALPHA FINANCE INVESTMENT SERVICES SINGLE MEMBER SA	23/03/2023
EUROBANK EQUITIES INVESTMENT FIRM SINGLE MEMBER SA	22/06/2020
EUROBANK HOLDINGS (CR)	Main Market
ALPHA FINANCE INVESTMENT SERVICES SINGLE MEMBER SA	09/01/2006
EUROBANK EQUITIES INVESTMENT FIRM SINGLE MEMBER SA	01/06/2012
GREENPOST TRADING EUROPE LTD	12/06/2023
HELLENIC AMERICAN SECURITIES S.A.	25/07/2014
LEON DEPOLAS SECURITIES S.A.	30/11/2018
MERIT SECURITIES S.A	06/11/2017
NATIONAL SECURITIES SINGLE MEMBER SA	02/01/1900
PIRAEUS SECURITIES S. A.	28/09/2009
EUROCONSULTANTS S.A. (CR)	Main Market
OPTIMA BANK S.A.	01/02/2023
EYDAP S.A. (CR)	Main Market
ALPHA FINANCE INVESTMENT SERVICES SINGLE MEMBER SA	27/01/2020
EUROBANK EQUITIES INVESTMENT FIRM SINGLE MEMBER SA	10/06/2019
FOURLIS (CR)	Main Market
EUROBANK EQUITIES INVESTMENT FIRM SINGLE MEMBER SA	01/12/2016
PIRAEUS SECURITIES S. A.	06/03/2017
GEK TERNA (CR)	Main Market
BETA SECURITIES S.A.	08/03/2021
EUROBANK EQUITIES INVESTMENT FIRM SINGLE MEMBER SA	24/05/2021
PIRAEUS SECURITIES S. A.	29/08/2019
GR. SARANTIS S.A. (CR)	Main Market
BETA SECURITIES S.A.	14/05/2012
EUROBANK EQUITIES INVESTMENT FIRM SINGLE MEMBER SA	24/10/2016
HELLENIC EXCHANGES-A.S.E. (CR)	Main Market
HELLENIC AMERICAN SECURITIES S.A.	01/09/2014
NATIONAL SECURITIES SINGLE MEMBER SA	02/01/1900
PIRAEUS SECURITIES S. A.	04/05/2015
HELLENIQ ENERGY (CR)	Main Market
HELLENIC AMERICAN SECURITIES S.A.	14/09/2015
PIRAEUS SECURITIES S. A.	20/03/2017
IDEAL HOLDINGS (CR)	Main Market
EUROBANK EQUITIES INVESTMENT FIRM SINGLE MEMBER SA	07/06/2021
PIRAEUS SECURITIES S. A.	07/06/2021
INTERCONTINENTAL (CR)	Main Market
LEON DEPOLAS SECURITIES S.A.	03/06/2019
INTERLIFE G.C.I.(CR)	Main Market
BETA SECURITIES S.A.	24/10/2022
INTERWOOD-XYLEMPORIA (CR)	Main Market
EUROBANK EQUITIES INVESTMENT FIRM SINGLE MEMBER SA	05/07/2021
PANTELAKIS SECURITIES S.A.	01/07/2021
INTRAKAT (CR)	Main Market
BETA SECURITIES S.A.	04/10/2021
PANTELAKIS SECURITIES S.A.	10/10/2022
JUMBO SA (CR)	Main Market
BETA SECURITIES S.A.	01/02/2021
EUROBANK EQUITIES INVESTMENT FIRM SINGLE MEMBER SA	25/05/2020
GREENPOST TRADING EUROPE LTD	12/06/2023
MERIT SECURITIES S.A	06/11/2017
PIRAEUS SECURITIES S. A.	06/03/2017
KLOUKINAS - LAPPAS SA (CR)	Main Market
OPTIMA BANK S.A.	02/01/2023

List of Stocks under Market Making operations

Securities	Stock Category
Market Maker	Start Market Making
KRI-KRI S.A. (CR)	Main Market
EUROBANK EQUITIES INVESTMENT FIRM SINGLE MEMBER SA	07/05/2018
LEON DEPOLAS SECURITIES S.A.	16/01/2017
LAMDA DEVELOPMENT SA (CR)	Main Market
EUROBANK EQUITIES INVESTMENT FIRM SINGLE MEMBER SA	08/12/2014
PANTELAKIS SECURITIES S.A.	06/11/2017
PIRAEUS SECURITIES S. A.	29/06/2017
LAMPSA HOTEL SA (CR)	Main Market
LEON DEPOLAS SECURITIES S.A.	16/01/2017
MIG (CR)	Main Market
PIRAEUS SECURITIES S. A.	02/02/2009
MOTOR OIL (CR)	Main Market
BETA SECURITIES S.A.	08/03/2021
EUROBANK EQUITIES INVESTMENT FIRM SINGLE MEMBER SA	22/10/2006
GREENPOST TRADING EUROPE LTD	12/06/2023
LEON DEPOLAS SECURITIES S.A.	01/04/2019
MERIT SECURITIES S.A	25/02/2019
NATIONAL SECURITIES SINGLE MEMBER SA	02/01/1900
PIRAEUS SECURITIES S. A.	04/05/2015
MPLE KEDROS (CR)	Main Market
MERIT SECURITIES S.A	30/09/2022
MYTILINEOS (CR)	Main Market
ALPHA FINANCE INVESTMENT SERVICES SINGLE MEMBER SA	15/04/2019
BETA SECURITIES S.A.	11/04/2022
EUROBANK EQUITIES INVESTMENT FIRM SINGLE MEMBER SA	20/09/2017
GREENPOST TRADING EUROPE LTD	12/06/2023
MERIT SECURITIES S.A	25/02/2019
NATIONAL SECURITIES SINGLE MEMBER SA	02/01/1900
PIRAEUS SECURITIES S. A.	04/05/2015
NATIONAL BANK (CR)	Main Market
ALPHA FINANCE INVESTMENT SERVICES SINGLE MEMBER SA	09/01/2006
EUROBANK EQUITIES INVESTMENT FIRM SINGLE MEMBER SA	22/10/2006
GREENPOST TRADING EUROPE LTD	12/06/2023
HELLENIC AMERICAN SECURITIES S.A.	25/07/2014
LEON DEPOLAS SECURITIES S.A.	20/05/2015
MERIT SECURITIES S.A	03/09/2012
NATIONAL SECURITIES SINGLE MEMBER SA	02/01/1900
PIRAEUS SECURITIES S. A.	08/09/2008
OPAP (CR)	Main Market
ALPHA FINANCE INVESTMENT SERVICES SINGLE MEMBER SA	09/01/2006
BETA SECURITIES S.A.	11/04/2022
EUROBANK EQUITIES INVESTMENT FIRM SINGLE MEMBER SA	22/10/2006
GREENPOST TRADING EUROPE LTD	12/06/2023
HELLENIC AMERICAN SECURITIES S.A.	25/07/2014
MERIT SECURITIES S.A	20/03/2017
NATIONAL SECURITIES SINGLE MEMBER SA	02/01/1900
PIRAEUS SECURITIES S. A.	04/05/2015
OTE (CR)	Main Market
ALPHA FINANCE INVESTMENT SERVICES SINGLE MEMBER SA	09/01/2006
BETA SECURITIES S.A.	11/04/2022
EUROBANK EQUITIES INVESTMENT FIRM SINGLE MEMBER SA	22/10/2006
GREENPOST TRADING EUROPE LTD	12/06/2023
HELLENIC AMERICAN SECURITIES S.A.	25/07/2014
LEON DEPOLAS SECURITIES S.A.	20/04/2015
MERIT SECURITIES S.A	20/03/2017
NATIONAL SECURITIES SINGLE MEMBER SA	02/01/1900
PIRAEUS SECURITIES S. A.	08/09/2008
P.P.A. S.A. (CR)	Main Market
EUROBANK EQUITIES INVESTMENT FIRM SINGLE MEMBER SA	06/02/2019
PAPOUTSANIS (CR)	Main Market
BETA SECURITIES S.A.	25/11/2013
PETROPOULOS PETROS (CR)	Main Market
EUROBANK EQUITIES INVESTMENT FIRM SINGLE MEMBER SA	01/04/2019
PANTELAKIS SECURITIES S.A.	16/03/2020

List of Stocks under Market Making operations

Securities	Stock Category
Market Maker	Start Market Making
PIRAEUS FINANCIAL HOLD (CR)	Main Market
ALPHA FINANCE INVESTMENT SERVICES SINGLE MEMBER SA	15/04/2019
EUROBANK EQUITIES INVESTMENT FIRM SINGLE MEMBER SA	22/10/2006
EUROXX SECURITIES S.A.	15/02/2016
GREENPOST TRADING EUROPE LTD	12/06/2023
HELLENIC AMERICAN SECURITIES S.A.	25/07/2014
LEON DEPOLAS SECURITIES S.A.	30/11/2018
MERIT SECURITIES S.A	16/09/2013
NATIONAL SECURITIES SINGLE MEMBER SA	02/01/1900
PIRAEUS SECURITIES S. A.	16/02/2009
PPC (CR)	Main Market
ALPHA FINANCE INVESTMENT SERVICES SINGLE MEMBER SA	09/01/2006
BETA SECURITIES S.A.	01/02/2021
EUROBANK EQUITIES INVESTMENT FIRM SINGLE MEMBER SA	22/10/2006
GREENPOST TRADING EUROPE LTD	12/06/2023
HELLENIC AMERICAN SECURITIES S.A.	01/09/2014
MERIT SECURITIES S.A	06/11/2017
NATIONAL SECURITIES SINGLE MEMBER SA	02/01/1900
PIRAEUS SECURITIES S. A.	28/09/2009
PREMA (CR)	Main Market
BETA SECURITIES S.A.	01/06/2021
LEON DEPOLAS SECURITIES S.A.	05/12/2022
PANTELAKIS SECURITIES S.A.	23/12/2021
PROFILE SA (CR)	Main Market
OPTIMA BANK S.A.	03/04/2023
PANTELAKIS SECURITIES S.A.	01/07/2019
QUALITY & RELIABILITY SA (CR)	Main Market
OPTIMA BANK S.A.	03/01/2023
QUEST HOLDINGS (CR)	Main Market
BETA SECURITIES S.A.	26/03/2018
EUROBANK EQUITIES INVESTMENT FIRM SINGLE MEMBER SA	28/01/2019
REVOIL (CR)	Main Market
BETA SECURITIES S.A.	26/06/2023
SIDMA STEEL (CR)	Main Market
LEON DEPOLAS SECURITIES S.A.	06/06/2022
OPTIMA BANK S.A.	25/05/2023
SPACE HELLAS SA (CR)	Main Market
MERIT SECURITIES S.A	09/12/2022
TECHNICAL OLYMPIC SA (CR)	Main Market
BETA SECURITIES S.A.	04/04/2022
TERNA ENERGY (CR)	Main Market
EUROBANK EQUITIES INVESTMENT FIRM SINGLE MEMBER SA	24/05/2021
PIRAEUS SECURITIES S. A.	09/12/2019
THRACE PLASTICS SA (CR)	Main Market
ALPHA FINANCE INVESTMENT SERVICES SINGLE MEMBER SA	26/03/2018
EUROBANK EQUITIES INVESTMENT FIRM SINGLE MEMBER SA	26/03/2018
TITAN CEMENT (CB)	Main Market
BETA SECURITIES S.A.	01/02/2021
EUROBANK EQUITIES INVESTMENT FIRM SINGLE MEMBER SA	06/11/2019
PIRAEUS SECURITIES S. A.	18/01/2021
TZIRAKIAN PROFIL (CR)	Main Market
LEON DEPOLAS SECURITIES S.A.	19/07/2021
VIOHALCO SA/NV (CB)	Main Market
ALPHA FINANCE INVESTMENT SERVICES SINGLE MEMBER SA	11/03/2008
EUROBANK EQUITIES INVESTMENT FIRM SINGLE MEMBER SA	04/03/2014
MERIT SECURITIES S.A	17/03/2014

Underlying Asset				Derivatives Market													
Price max	Price min	Closing price	change	Delivery Month	Open price	Price max	Price min	Last price	Closing price	Last Bid	Last Ask	Fixing price*	Life high	Life low	Trades	Volume	Open Interest
(Trade Unit: 1 Index Point x 2€, Cash Settlement)																	
3,128.57	3,089.60	3,098.66	0.06%	July 2023	3,114.00	3,122.50	3,086.50	3,100.00	3,100.00	---	---		3,122.50	---	127	449	4,305
				August 2023	3,127.50	3,128.00	3,090.00	3,099.00	3,099.00	---	---		---	3,128.00	12	16	142
				September 2023	---	---	---	---	3,110.00	---	---		---	---	---	---	---
				December 2023	---	---	---	---	3,125.75	---	---		---	---	---	---	---
				March 2024	---	---	---	---	3,141.50	---	---		---	---	---	---	---
				June 2024	---	---	---	---	3,158.25	---	---		---	---	---	---	---
(Trade Unit: 1 Index Point x 15€, Cash Settlement)																	
1,033.96	1,008.16	1,009.03	-1.04%	September 2023	1,033.50	1,037.75	1,017.50	1,020.50	1,020.50	---	---		---	1,052.25	18	131	1,194
				December 2023	---	---	---	---	1,029.25	---	---		---	---	---	---	---
				March 2024	---	---	---	---	1,034.50	---	---		---	---	---	---	---
				June 2024	---	---	---	---	1,040.00	---	---		---	---	---	---	---
(Trade Unit: 1 Index Point x 2€, Cash Settlement)																	
4,989.21	4,917.91	4,926.55	-0.21%	July 2023	---	---	---	---	4,848.00	---	---		4,925.00	---	---	---	87
				August 2023	---	---	---	---	4,843.00	---	---		---	4,929.00	---	---	23
				September 2023	---	---	---	---	4,837.75	---	---		---	4,920.50	---	---	101
				December 2023	---	---	---	---	4,983.25	---	---		---	---	---	---	---
				March 2024	---	---	---	---	5,008.00	---	---		---	---	---	---	---
				June 2024	---	---	---	---	5,035.00	---	---		---	---	---	---	---

Underlying Asset				Derivatives Market													
Price max	Price min	Closing price	change	Delivery Month	Open price	Price max	Price min	Last price	Closing price	Last Bid	Last Ask	Fixing price*	Life high	Life low	Trades	Volume	Open Interest
ADMIE (IPTO) HOLDING S.A. (CR)				(Contract Size: 100 Securities, Physical Delivery)													
2.3	2.245	2.295	1.32%	September 2023	2.24	2.27	2.22	2.26	2.26	---	---	---	2.29	---	32	160	15,017
				December 2023	---	---	---	---	2.29	---	---	---	---	---	---	---	---
				March 2024	---	---	---	---	2.30	---	---	---	---	---	---	---	---
				June 2024	---	---	---	---	2.31	---	---	---	---	---	---	---	---
AEGEAN AIRLINES (CR)				(Contract Size: 100 Securities, Physical Delivery)													
10.8	10.64	10.8	0.93%	September 2023	10.92	10.92	10.85	10.90	10.90	---	---	---	10.99	---	15	41	5,672
				December 2023	---	---	---	---	10.80	---	---	---	---	---	---	---	---
				March 2024	---	---	---	---	10.85	---	---	---	---	---	---	---	---
				June 2024	---	---	---	---	10.91	---	---	---	---	---	---	---	---
ALPHA SERVICES HOLD (CR)				(Contract Size: 100 Securities, Physical Delivery)													
1.554	1.5	1.5	-1.32%	September 2023	1.56	1.59	1.52	1.53	1.53	---	---	---	1.63	---	542	18,170	206,497
				December 2023	---	---	---	---	1.57	---	---	---	1.65	---	---	---	460
				March 2024	---	---	---	---	1.54	---	---	---	---	---	---	---	---
				June 2024	---	---	---	---	1.55	---	---	---	---	---	---	---	---
AUTOHELLAS SA (CR)				(Contract Size: 100 Securities, Physical Delivery)													
14.08	13.8	14	0.00%	September 2023	14.00	14.02	13.76	13.76	13.76	---	---	---	14.56	---	8	22	102
				December 2023	---	---	---	---	14.13	---	---	---	---	---	---	---	---
				March 2024	---	---	---	---	14.20	---	---	---	---	---	---	---	---
				June 2024	---	---	---	---	14.28	---	---	---	---	---	---	---	---
AVAX S.A. (CR)				(Contract Size: 100 Securities, Physical Delivery)													
1.272	1.24	1.252	1.46%	September 2023	---	---	---	---	1.25	---	---	---	1.29	---	---	---	738
				December 2023	---	---	---	---	1.25	---	---	---	---	---	---	---	---
				March 2024	---	---	---	---	1.25	---	---	---	---	---	---	---	---
				June 2024	---	---	---	---	1.26	---	---	---	---	---	---	---	---
CC HBC AG (CR)				(Contract Size: 100 Securities, Physical Delivery)													
27.34	27	27.34	1.64%	September 2023	27.30	27.46	27.21	27.43	27.43	---	---	---	28.42	---	13	22	1,578
				December 2023	---	---	---	---	27.15	---	---	---	---	---	---	---	---
				March 2024	---	---	---	---	27.29	---	---	---	---	---	---	---	---
				June 2024	---	---	---	---	27.44	---	---	---	---	---	---	---	---
CENERGY HOLDINGS (CB)				(Contract Size: 100 Securities, Physical Delivery)													
6.2	5.96	6.02	-1.63%	September 2023	6.21	6.22	6.04	6.05	6.05	---	---	---	6.36	---	38	123	6,317
				December 2023	---	---	---	---	6.18	---	---	---	---	---	---	---	---
				March 2024	---	---	---	---	6.21	---	---	---	---	---	---	---	---
				June 2024	---	---	---	---	6.24	---	---	---	---	---	---	---	---

Derivatives notes

Fixing prices and final open positions can be retrieved from the following path <http://www.helex.gr/el/web/guest/statistics-end-of-day-derivatives>

Underlying Asset				Derivatives Market													
Price max	Price min	Closing price	change	Delivery Month	Open price	Price max	Price min	Last price	Closing price	Last Bid	Last Ask	Fixing price*	Life high	Life low	Trades	Volume	Open Interest
ELLAKTOR (CR)				(Contract Size: 100 Securities, Physical Delivery)													
2.38	2.33	2.37	1.72%	September 2023	2.40	2.42	2.38	2.39	2.39	---	---	---	2.45	---	9	48	533
				December 2023	---	---	---	---	2.35	---	---	---	---	---	---	---	---
				March 2024	---	---	---	---	2.36	---	---	---	---	---	---	---	---
				June 2024	---	---	---	---	2.38	---	---	---	---	---	---	---	---
ELVALHALCOR (CR)				(Contract Size: 100 Securities, Physical Delivery)													
2.085	2.025	2.035	-0.49%	September 2023	2.09	2.09	2.04	2.05	2.05	---	---	---	2.09	---	8	57	1,796
				December 2023	---	---	---	---	2.06	---	---	---	---	---	---	---	---
				March 2024	---	---	---	---	2.07	---	---	---	---	---	---	---	---
				June 2024	---	---	---	---	2.09	---	---	---	---	---	---	---	---
EUROBANK HOLDINGS (CR)				(Contract Size: 100 Securities, Physical Delivery)													
1.551	1.503	1.509	-1.37%	September 2023	1.57	1.58	1.52	1.54	1.54	---	---	---	1.59	---	135	2,497	32,428
				December 2023	---	---	---	---	1.54	---	---	---	---	---	---	---	---
				March 2024	---	---	---	---	1.55	---	---	---	---	---	---	---	---
				June 2024	---	---	---	---	1.56	---	---	---	---	---	---	---	---
EYDAP S.A. (CR)				(Contract Size: 100 Securities, Physical Delivery)													
6.94	6.8	6.93	1.76%	September 2023	6.92	6.92	6.90	6.90	6.90	---	---	---	7.03	---	2	2	920
				December 2023	---	---	---	---	6.87	---	---	---	---	---	---	---	---
				March 2024	---	---	---	---	6.91	---	---	---	---	---	---	---	---
				June 2024	---	---	---	---	6.95	---	---	---	---	---	---	---	---
FOURLIS (CR)				(Contract Size: 100 Securities, Physical Delivery)													
4.66	4.5	4.66	2.42%	September 2023	4.62	4.70	4.60	4.70	4.70	---	---	---	4.70	---	16	62	1,232
				December 2023	---	---	---	---	4.59	---	---	---	---	---	---	---	---
				March 2024	---	---	---	---	4.62	---	---	---	---	---	---	---	---
				June 2024	---	---	---	---	4.64	---	---	---	---	---	---	---	---
GEK TERNA (CR)				(Contract Size: 100 Securities, Physical Delivery)													
14.54	14.18	14.34	-0.69%	September 2023	14.40	14.49	14.32	14.49	14.49	---	---	---	14.75	---	7	24	7,423
				December 2023	---	---	---	---	14.58	---	---	---	---	---	---	---	---
				March 2024	---	---	---	---	14.65	---	---	---	---	---	---	---	---
				June 2024	---	---	---	---	14.73	---	---	---	---	---	---	---	---
HELLENIC EXCHANGES-A.S.E. (CR)				(Contract Size: 100 Securities, Physical Delivery)													
5.24	5.1	5.15	0.59%	September 2023	5.23	5.26	5.17	5.22	5.22	---	---	---	5.26	---	62	344	6,420
				December 2023	---	---	---	---	5.17	---	---	---	---	---	---	---	---
				March 2024	---	---	---	---	5.19	---	---	---	---	---	---	---	---
				June 2024	---	---	---	---	5.22	---	---	---	---	---	---	---	---

Derivatives notes

Fixing prices and final open positions can be retrieved from the following path <http://www.helex.gr/el/web/guest/statistics-end-of-day-derivatives>

Underlying Asset				Derivatives Market													
Price max	Price min	Closing price	change	Delivery Month	Open price	Price max	Price min	Last price	Closing price	Last Bid	Last Ask	Fixing price*	Life high	Life low	Trades	Volume	Open Interest
HELLENiQ ENERGY (CR)				(Contract Size: 100 Securities, Physical Delivery)													
7.89	7.77	7.83	0.00%	September 2023	7.90	7.91	7.87	7.87	7.87	---	---	---	8.11	---	7	7	1,059
				December 2023	---	---	---	---	7.90	---	---	---	---	---	---	---	---
				March 2024	---	---	---	---	7.94	---	---	---	---	---	---	---	---
				June 2024	---	---	---	---	7.99	---	---	---	---	---	---	---	---
INTRACOM HOLDINGS (CR)				(Contract Size: 100 Securities, Physical Delivery)													
2.12	2.045	2.095	0.00%	September 2023	2.13	2.13	2.10	2.10	2.10	---	---	---	2.20	---	16	61	3,213
				December 2023	---	---	---	---	2.11	---	---	---	---	---	---	---	---
				March 2024	---	---	---	---	2.13	---	---	---	---	---	---	---	---
				June 2024	---	---	---	---	2.14	---	---	---	---	---	---	---	---
INTRAKAT (CR)				(Contract Size: 100 Securities, Physical Delivery)													
2.3	2.215	2.3	3.37%	September 2023	2.24	2.31	2.23	2.29	2.29	---	---	---	2.31	---	54	583	9,322
				December 2023	---	---	---	---	2.25	---	---	---	---	---	---	---	---
				March 2024	---	---	---	---	2.26	---	---	---	---	---	---	---	---
				June 2024	---	---	---	---	2.27	---	---	---	---	---	---	---	---
JUMBO SA (CR)				(Contract Size: 100 Securities, Physical Delivery)													
25.32	24.94	25.2	0.80%	September 2023	24.90	25.08	24.82	25.08	25.08	---	---	---	25.29	---	10	22	205
				December 2023	---	---	---	---	25.23	---	---	---	---	---	---	---	---
				March 2024	---	---	---	---	25.36	---	---	---	---	---	---	---	---
				June 2024	---	---	---	---	25.50	---	---	---	---	---	---	---	---
LAMDA DEVELOPMENT SA (CR)				(Contract Size: 100 Securities, Physical Delivery)													
6.88	6.69	6.74	-0.15%	September 2023	6.89	6.90	6.76	6.76	6.76	---	---	---	6.90	---	17	67	4,920
				December 2023	---	---	---	---	6.81	---	---	---	---	---	---	---	---
				March 2024	---	---	---	---	6.85	---	---	---	---	---	---	---	---
				June 2024	---	---	---	---	6.88	---	---	---	---	---	---	---	---
MIG (CR)				(Contract Size: 100 Securities, Physical Delivery)													
4.14	4	4.025	-0.86%	September 2023	4.01	4.01	3.98	3.98	3.98	---	---	---	5.10	---	4	15	51
				December 2023	---	---	---	---	4.10	---	---	---	---	---	---	---	---
				March 2024	---	---	---	---	4.12	---	---	---	---	---	---	---	---
				June 2024	---	---	---	---	4.14	---	---	---	---	---	---	---	---
MOTOR OIL (CR)				(Contract Size: 100 Securities, Physical Delivery)													
23.7	23.18	23.2	-1.02%	September 2023	23.74	23.74	23.50	23.52	23.52	---	---	---	24.55	---	13	54	1,393
				December 2023	---	---	---	---	23.66	---	---	---	---	---	---	---	---
				March 2024	---	---	---	---	23.78	---	---	---	---	---	---	---	---
				June 2024	---	---	---	---	23.91	---	---	---	---	---	---	---	---

Derivatives notes

Fixing prices and final open positions can be retrieved from the following path <http://www.helex.gr/el/web/guest/statistics-end-of-day-derivatives>

Underlying Asset				Derivatives Market													
Price max	Price min	Closing price	change	Delivery Month	Open price	Price max	Price min	Last price	Closing price	Last Bid	Last Ask	Fixing price*	Life high	Life low	Trades	Volume	Open Interest
MYTILINEOS (CR)				(Contract Size: 100 Securities, Physical Delivery)													
32.68	31.92	32.34	0.06%	September 2023	32.96	33.00	32.24	32.37	32.37	---	---	---	33.00	---	34	97	2,523
				December 2023	---	---	---	---	32.62	---	---	---	---	---	---	---	---
				March 2024	---	---	---	---	32.79	---	---	---	---	---	---	---	---
				June 2024	---	---	---	---	32.96	---	---	---	---	---	---	---	---
NATIONAL BANK (CR)				(Contract Size: 100 Securities, Physical Delivery)													
6.1	5.94	5.954	-1.59%	September 2023	6.16	6.17	5.96	6.00	6.00	---	---	---	6.28	---	174	827	15,302
				December 2023	---	---	---	---	6.11	---	---	---	---	---	---	---	---
				March 2024	---	---	---	---	6.14	---	---	---	---	---	---	---	---
				June 2024	---	---	---	---	6.17	---	---	---	---	---	---	---	---
OPAP (CR)				(Contract Size: 103 Securities, Physical Delivery)													
16.15	15.9	15.98	0.82%	September 2023	16.10	16.31	16.10	16.10	16.10	---	---	---	16.42	15.65	32	307	1,917
				December 2023	---	---	---	---	16.00	---	---	---	---	---	---	---	---
				March 2024	---	---	---	---	16.08	---	---	---	---	---	---	---	---
				June 2024	---	---	---	---	16.17	---	---	---	---	---	---	---	---
OTE (CR)				(Contract Size: 100 Securities, Physical Delivery)													
15.8	15.64	15.71	0.71%	September 2023	15.30	15.37	15.23	15.33	15.33	---	---	---	15.37	---	95	346	11,050
				December 2023	---	---	---	---	15.75	---	---	---	---	---	---	---	---
				March 2024	---	---	---	---	15.83	---	---	---	---	---	---	---	---
				June 2024	---	---	---	---	15.91	---	---	---	---	---	---	---	---
P.P.A. S.A. (CR)				(Contract Size: 100 Securities, Physical Delivery)													
20.85	20.45	20.75	0.97%	September 2023	19.89	19.89	19.89	19.89	19.89	---	---	---	20.06	---	3	11	321
				December 2023	---	---	---	---	20.74	---	---	---	---	---	---	---	---
				March 2024	---	---	---	---	20.85	---	---	---	---	---	---	---	---
				June 2024	---	---	---	---	20.96	---	---	---	---	---	---	---	---
PIRAEUS FINANCIAL HOLD (CR)				(Contract Size: 100 Securities, Physical Delivery)													
3.032	2.976	3.006	0.87%	September 2023	3.06	3.07	3.00	3.04	3.04	---	---	---	3.07	---	277	5,759	72,972
				December 2023	---	---	---	---	3.01	---	---	---	---	---	---	---	---
				March 2024	---	---	---	---	3.02	---	---	---	---	---	---	---	---
				June 2024	---	---	---	---	3.04	---	---	---	---	---	---	---	---
PPC (CR)				(Contract Size: 100 Securities, Physical Delivery)													
10.49	10.3	10.45	2.05%	September 2023	10.54	10.72	10.51	10.65	10.65	---	---	---	10.72	---	201	845	25,899
				December 2023	---	---	---	---	10.34	---	---	---	---	---	---	---	---
				March 2024	---	---	---	---	10.39	---	---	---	---	---	---	---	---
				June 2024	---	---	---	---	10.44	---	---	---	---	---	---	---	---

Derivatives notes

Fixing prices and final open positions can be retrieved from the following path <http://www.helex.gr/el/web/guest/statistics-end-of-day-derivatives>

Underlying Asset				Derivatives Market													
Price max	Price min	Closing price	change	Delivery Month	Open price	Price max	Price min	Last price	Closing price	Last Bid	Last Ask	Fixing price*	Life high	Life low	Trades	Volume	Open Interest
QUEST HOLDINGS (CR)				(Contract Size: 100 Securities, Physical Delivery)													
6.31	6.1	6.1	-1.93%	September 2023	6.25	6.25	6.25	6.25	6.25	---	---		6.45	---	1	3	126
				December 2023	---	---	---	---	6.28	---	---		---	---	---	---	---
				March 2024	---	---	---	---	6.31	---	---		---	---	---	---	---
				June 2024	---	---	---	---	6.34	---	---		---	---	---	---	---
TERNA ENERGY (CR)				(Contract Size: 100 Securities, Physical Delivery)													
20.34	20.04	20.2	-0.39%	September 2023	20.39	20.68	20.20	20.20	20.20	---	---		21.16	---	32	102	11,155
				December 2023	---	---	---	---	20.47	---	---		---	---	---	---	---
				March 2024	---	---	---	---	20.57	---	---		---	---	---	---	---
				June 2024	---	---	---	---	20.68	---	---		---	---	---	---	---
TITAN CEMENT (CB)				(Contract Size: 100 Securities, Physical Delivery)													
17.34	17.06	17.34	1.05%	September 2023	17.48	17.48	17.13	17.35	17.35	---	---		17.48	---	5	31	560
				December 2023	---	---	---	---	17.32	---	---		---	---	---	---	---
				March 2024	---	---	---	---	17.41	---	---		---	---	---	---	---
				June 2024	---	---	---	---	17.50	---	---		---	---	---	---	---
VIOHALCO SA/NV (CB)				(Contract Size: 100 Securities, Physical Delivery)													
6.07	5.88	5.88	-2.81%	September 2023	6.06	6.10	5.97	5.97	5.97	---	---		6.28	---	74	187	5,361
				December 2023	---	---	---	---	6.11	---	---		---	---	---	---	---
				March 2024	---	---	---	---	6.14	---	---		---	---	---	---	---
				June 2024	---	---	---	---	6.17	---	---		---	---	---	---	---

Call Options																Put Options																				
July 2023								August 2023								Other Months		July 2023								August 2023								Other Months		
Exercise Price	Open price	Price max	Price min	Last price	Closing price	Volume	Open Interest	Open price	Price max	Price min	Last price	Closing price	Volume	Open Interest	Volume	Open Interest	Open price	Price max	Price min	Last price	Closing price	Volume	Open Interest	Open price	Price max	Price min	Last price	Closing price	Volume	Open Interest	Volume	Open Interest	Exercise Price			
1,775	-	-	-	-	-	-	-	-	-	-	-	-	-	-	-	-	-	-	-	-	-	-	-	-	-	-	-	-	-	-	-	1,775				
1,800	-	-	-	-	-	-	-	-	-	-	-	-	-	-	-	-	-	-	-	-	-	-	-	-	-	-	-	-	-	-	-	1,800				
1,825	-	-	-	-	-	-	-	-	-	-	-	-	-	-	-	-	-	-	-	-	-	-	-	-	-	-	-	-	-	-	-	1,825				
1,850	-	-	-	-	-	-	-	-	-	-	-	-	-	-	-	-	-	-	-	-	-	-	-	-	-	-	-	-	-	-	-	1,850				
1,875	-	-	-	-	-	-	-	-	-	-	-	-	-	-	-	-	-	-	-	-	-	-	-	-	-	-	-	-	-	-	-	1,875				
1,900	-	-	-	-	-	-	-	-	-	-	-	-	-	-	-	-	-	-	-	-	-	-	-	-	-	-	-	-	-	-	-	1,900				
1,925	-	-	-	-	-	-	-	-	-	-	-	-	-	-	-	-	-	-	-	-	-	-	-	-	-	-	-	-	-	-	-	1,925				
1,950	-	-	-	-	-	-	-	-	-	-	-	-	-	-	-	-	-	-	-	-	-	-	-	-	-	-	-	-	-	-	-	1,950				
1,975	-	-	-	-	-	-	-	-	-	-	-	-	-	-	-	-	-	-	-	-	-	-	-	-	-	-	-	-	-	-	-	1,975				
2,000	-	-	-	-	-	-	-	-	-	-	-	-	-	-	-	-	-	-	-	-	-	-	-	-	-	-	-	-	-	-	-	2,000				
2,050	-	-	-	-	-	-	-	-	-	-	-	-	-	-	-	-	-	-	-	-	-	-	-	-	-	-	-	-	-	-	-	2,050				
2,100	-	-	-	-	-	-	-	-	-	-	-	-	-	-	-	-	-	-	-	-	-	-	-	-	-	-	-	-	-	-	-	2,100				
2,150	-	-	-	-	-	-	-	-	-	-	-	-	-	-	-	-	-	-	-	-	-	-	-	-	-	-	-	-	-	-	-	2,150				
2,200	-	-	-	-	-	-	-	-	-	-	-	-	-	-	-	-	-	-	-	-	-	-	-	-	-	-	-	-	-	-	-	2,200				
2,250	-	-	-	-	-	-	-	-	-	-	-	-	-	-	-	-	-	-	-	-	-	-	-	-	-	-	-	-	-	-	-	2,250				
2,300	-	-	-	-	-	-	-	-	-	-	-	-	-	-	-	-	-	-	-	-	-	-	-	-	-	-	-	-	-	-	-	2,300				
2,350	0.00	0.00	0.00	-	738.00	-	-	-	-	-	-	-	-	-	-	-	0.00	0.00	0.00	-	0.01	-	-	-	-	-	-	-	-	-	-	2,350				
2,400	0.00	0.00	0.00	-	688.00	-	-	-	-	-	-	-	-	-	-	-	0.00	0.00	0.00	-	0.03	-	-	-	-	-	-	-	-	-	-	2,400				
2,450	0.00	0.00	0.00	-	638.00	-	-	-	-	-	-	-	-	-	-	-	0.00	0.00	0.00	-	0.02	-	-	-	-	-	-	-	-	-	-	2,450				
2,500	0.00	0.00	0.00	-	588.00	-	-	0.00	0.00	0.00	-	587.00	-	-	-	-	0.00	0.00	0.00	-	0.01	-	-	0.00	0.00	0.00	-	0.30	-	-	-	2,500				
2,550	0.00	0.00	0.00	-	538.00	-	-	0.00	0.00	0.00	-	537.00	-	-	-	-	0.00	0.00	0.00	-	0.03	-	-	0.00	0.00	0.00	-	0.65	-	-	-	2,550				
2,600	0.00	0.00	0.00	-	488.00	-	-	0.00	0.00	0.00	-	488.00	-	-	-	-	0.00	0.00	0.00	-	0.09	-	-	0.00	0.00	0.00	-	1.30	-	-	-	2,600				
2,650	0.00	0.00	0.00	-	439.00	-	-	0.00	0.00	0.00	-	440.00	-	-	-	-	0.00	0.00	0.00	-	0.27	-	-	0.00	0.00	0.00	-	2.50	-	-	-	2,650				
2,700	0.00	0.00	0.00	-	389.00	-	-	0.00	0.00	0.00	-	392.00	-	-	-	-	0.00	0.00	0.00	-	0.70	-	-	0.00	0.00	0.00	-	4.60	-	-	-	2,700				
2,750	0.00	0.00	0.00	-	340.00	-	-	0.00	0.00	0.00	-	345.00	-	-	-	-	0.00	0.00	0.00	-	1.70	-	-	0.00	0.00	0.00	-	7.80	-	-	-	2,750				
2,800	0.00	0.00	0.00	-	292.00	-	-	0.00	0.00	0.00	-	300.00	-	-	-	-	4.00	0.00	4.00	4.00	4.00	25	87	0.00	0.00	0.00	-	12.75	-	-	-	2,800				
2,850	0.00	0.00	0.00	-	246.00	-	-	0.00	0.00	0.00	-	258.00	-	-	-	-	0.00	0.00	0.00	-	7.10	-	20	0.00	0.00	0.00	-	20.00	-	-	-	2,850				
2,900	0.00	0.00	0.00	-	202.00	-	-	225.00	225.00	225.00	225.00	225.00	20	1	-	-	0.00	0.00	0.00	-	13.00	-	20	0.00	0.00	0.00	-	29.75	-	20	-	2,900				
2,950	0.00	0.00	0.00	-	161.00	-	82	0.00	0.00	0.00	-	181.00	-	20	-	-	0.00	0.00	0.00	-	22.50	-	12	0.00	0.00	0.00	-	43.00	-	-	-	2,950				
3,000	0.00	0.00	0.00	-	125.00	-	86	155.00	155.00	155.00	155.00	155.00	1	41	-	-	27.00	0.00	26.00	26.00	26.00	5	106	55.00	55.00	55.00	55.00	55.00	5	20	-	3,000				
3,050	105.00	105.00	105.00	105.00	105.00	10	58	0.00	0.00	0.00	-	119.00	-	-	-	-	0.00	105.00	0.00	-	55.00	-	51	0.00	0.00	0.00	-	80.50	-	20	-	3,050				
3,100	0.00	0.00	0.00	-	68.00	-	67	0.00	0.00	0.00	-	93.50	-	20	-	-	0.00	0.00	0.00	-	79.00	-	60	0.00	0.00	0.00	-	105.00	-	20	-	3,100				
3,150	50.00	50.00	40.25	40.25	40.25	12	111	69.50	69.50	69.50	69.50	69.50	1	20	-	-	0.00	50.00	0.00	-	108.00	-	40	0.00	0.00	0.00	-	134.00	-	61	-	3,150				
3,200	0.00	0.00	0.00	-	31.75	-	1	0.00	0.00	0.00	-	54.50	-	-	-	-	0.00	0.00	0.00	-	143.00	-	-	0.00	0.00	0.00	-	166.00	-	-	-	3,200				
3,250	0.00	0.00	0.00	-	20.50	-	-	0.00	0.00	0.00	-	40.50	-	-	-	-	0.00	0.00	0.00	-	181.00	-	-	0.00	0.00	0.00	-	202.00	-	-	-	3,250				
3,300	0.00	0.00	0.00	-	12.75	-	-	0.00	0.00	0.00	-	29.50	-	-	-	-	0.00	0.00	0.00	-	223.00	-	-	0.00	0.00	0.00	-	241.00	-	-	-	3,300				

FTSE/Athex Large Cap

(Trade Unit: 1 Index Point x 2€ - Exercise Style: European, Cash Settlement)

Call Options																Put Options																			
Exercise Price	July 2023							August 2023							Other Months		July 2023							August 2023							Other Months		Exercise Price		
	Open price	Price max	Price min	Last price	Closing price	Volume	Open Interest	Open price	Price max	Price min	Last price	Closing price	Volume	Open Interest	Volume	Open Interest	Open price	Price max	Price min	Last price	Closing price	Volume	Open Interest	Open price	Price max	Price min	Last price	Closing price	Volume	Open Interest	Volume	Open Interest			
3,350	0.00	0.00	0.00	-	7.60	-	-	0.00	0.00	0.00	-	21.00	-	-			0.00	0.00	0.00	-	268.00	-	-	0.00	0.00	0.00	-	282.00	-	-			3,350		
Totals:						22	405							22	102	0	0							30	396							5	141	0	0
Number of Trades:						3								3		0								4								1		0	

ALPHA SERVICES HOLD (CR)

(Contract Size: 100 Securities, Exercise Style: American, Physical Delivery)

Call Options																Put Options																				
July 2023								August 2023								Other Months		July 2023								August 2023								Other Months		
Exerise Price	Open price	Price max	Price min	Last price	Closing price	Volume	Open Interest	Open price	Price max	Price min	Last price	Closing price	Volume	Open Interest	Volume	Open Interest	Open price	Price max	Price min	Last price	Closing price	Volume	Open Interest	Open price	Price max	Price min	Last price	Closing price	Volume	Open Interest	Volume	Open Interest	Exerise Price			
0.550						-	-							-	-								-	-								0.006				
0.600						-	-							-	-								-	-								0.006				
0.650						-	-							-	-								-	-								0.007				
0.700						-	-							-	-								-	-								0.007				
0.750						-	-							-	-								-	-								0.008				
0.800	0.000	0.000	0.000		0.721	-	-							-	-		0.000	0.000	0.000		0.002	-	-									0.008				
0.850	0.000	0.000	0.000		0.671	-	-	0.000	0.000	0.000		0.672	-	-			0.000	0.000	0.000		0.001	-	-	0.000	0.000	0.000		0.001	-	-			0.009			
0.900	0.000	0.000	0.000		0.621	-	-	0.000	0.000	0.000		0.623	-	-			0.000	0.000	0.000		0.001	-	-	0.000	0.000	0.000		0.001	-	-			0.009			
0.950	0.000	0.000	0.000		0.571	-	-	0.000	0.000	0.000		0.573	-	-			0.000	0.000	0.000		0.001	-	-	0.000	0.000	0.000		0.001	-	-			0.010			
1.000	0.000	0.000	0.000		0.521	-	-	0.000	0.000	0.000		0.523	-	-			0.000	0.000	0.000		0.001	-	-	0.000	0.000	0.000		0.001	-	-			0.010			
1.100	0.000	0.000	0.000		0.423	-	-	0.000	0.000	0.000		0.425	-	-			0.000	0.000	0.000		0.002	-	-	0.000	0.000	0.000		0.002	-	-			0.011			
1.200	0.000	0.000	0.000		0.328	-	-	0.000	0.000	0.000		0.331	-	-			0.000	0.000	0.000		0.007	-	-	0.000	0.000	0.000		0.008	-	-			0.012			
1.300	0.000	0.000	0.000		0.242	-	-	0.000	0.000	0.000		0.246	-	-			0.000	0.000	0.000		0.020	-	-	0.000	0.000	0.000		0.022	-	-			0.013			
1.400	0.000	0.000	0.000		0.168	-	4	0.000	0.000	0.000		0.172	-	-			0.000	0.000	0.000		0.046	-	-	0.000	0.000	0.000		0.049	-	-			0.014			
1.500	0.000	0.000	0.000		0.110	-	10	0.000	0.000	0.000		0.114	-	-			0.000	0.000	0.000		0.088	-	-	0.000	0.000	0.000		0.090	-	-			0.015			
1.600	0.000	0.000	0.000		0.067	-	-	0.000	0.000	0.000		0.071	-	-			0.000	0.000	0.000		0.145	-	-	0.000	0.000	0.000		0.147	-	-			0.016			
1.700	0.000	0.000	0.000		0.039	-	-	0.000	0.000	0.000		0.042	-	-			0.000	0.000	0.000		0.217	-	-	0.000	0.000	0.000		0.219	-	-			0.017			
1.800	0.000	0.000	0.000		0.021	-	-	0.000	0.000	0.000		0.024	-	-			0.000	0.000	0.000		0.300	-	-	0.000	0.000	0.000		0.300	-	-			0.018			
1.900	0.000	0.000	0.000		0.011	-	-	0.000	0.000	0.000		0.013	-	-			0.000	0.000	0.000		0.389	-	-	0.000	0.000	0.000		0.389	-	-			0.019			
2.000	0.000	0.000	0.000		0.005	-	-	0.000	0.000	0.000		0.007	-	-			0.000	0.000	0.000		0.484	-	-	0.000	0.000	0.000		0.484	-	-			0.020			
2.200	0.000	0.000	0.000		0.001	-	-	0.000	0.000	0.000		0.002	-	-			0.000	0.000	0.000		0.680	-	-	0.000	0.000	0.000		0.680	-	-			0.022			
Totals:						0	14							0	0	0	0							0	0			0	0	0	0	0	0			
Number of Trades:						0								0		0							0.00				0		0							

NATIONAL BANK (CR)

(Contract Size: 100 Securities, Exercise Style: American, Physical Delivery)

Call Options																Put Options																				
July 2023								August 2023								Other Months		July 2023								August 2023								Other Months		
Exerise Price	Open price	Price max	Price min	Last price	Closing price	Volume	Open Interest	Open price	Price max	Price min	Last price	Closing price	Volume	Open Interest	Volume	Open Interest	Open price	Price max	Price min	Last price	Closing price	Volume	Open Interest	Open price	Price max	Price min	Last price	Closing price	Volume	Open Interest	Volume	Open Interest	Exerise Price			
2.000						-	-							-	-							-	-					-	-			0.020				
2.200						-	-							-	-							-	-					-	-			0.022				
2.400						-	-							-	-							-	-					-	-			0.024				
2.600						-	-							-	-							-	-					-	-			0.026				
2.800						-	-							-	-							-	-					-	-			0.028				
3.000						-	-							-	-							-	-					-	-			0.030				
3.200	0.000	0.000	0.000		2.85	-	-							-	-		0.000	0.000	0.000		0.001	-	-					-	-			0.032				
3.400	0.000	0.000	0.000		2.65	-	-							-	-		0.000	0.000	0.000		0.001	-	-					-	-			0.034				
3.600	0.000	0.000	0.000		2.45	-	-	0.000	0.000	0.000		2.46	-	-			0.000	0.000	0.000		0.001	-	-	0.000	0.000	0.000		0.001	-	-			0.036			
3.800	0.000	0.000	0.000		2.25	-	-	0.000	0.000	0.000		2.26	-	-			0.000	0.000	0.000		0.001	-	-	0.000	0.000	0.000		0.001	-	-			0.038			
4.000	0.000	0.000	0.000		2.05	-	-	0.000	0.000	0.000		2.06	-	-			0.000	0.000	0.000		0.001	-	-	0.000	0.000	0.000		0.001	-	-			0.040			
4.400	0.000	0.000	0.000		1.66	-	-	0.000	0.000	0.000		1.67	-	-			0.000	0.000	0.000		0.001	-	-	0.000	0.000	0.000		0.008	-	-			0.044			
4.800	0.000	0.000	0.000		1.26	-	-	0.000	0.000	0.000		1.29	-	-			0.000	0.000	0.000		0.004	-	-	0.000	0.000	0.000		0.029	-	-			0.048			
5.200	0.000	0.000	0.000		0.880	-	-	0.000	0.000	0.000		0.950	-	-			0.000	0.000	0.000		0.024	-	-	0.000	0.000	0.000		0.086	-	-			0.052			
5.600	0.000	0.000	0.000		0.549	-	-	0.000	0.000	0.000		0.658	-	-			0.000	0.000	0.000		0.092	-	10	0.000	0.000	0.000		0.193	-	-			0.056			
6.000	0.000	0.000	0.000		0.297	-	8	0.000	0.000	0.000		0.427	-	5			0.000	0.000	0.000		0.240	-	-	0.000	0.000	0.000		0.362	-	-			0.060			
6.400	0.000	0.000	0.000		0.138	-	-	0.000	0.000	0.000		0.262	-	-			0.000	0.000	0.000		0.481	-	-	0.000	0.000	0.000		0.596	-	-			0.064			
6.800	0.000	0.000	0.000		0.055	-	-	0.000	0.000	0.000		0.152	-	-			0.000	0.000	0.000		0.798	-	-	0.000	0.000	0.000		0.886	-	-			0.068			
7.200	0.000	0.000	0.000		0.019	-	-	0.000	0.000	0.000		0.082	-	-			0.000	0.000	0.000		1.16	-	-	0.000	0.000	0.000		1.22	-	-			0.072			
7.600	0.000	0.000	0.000		0.005	-	-	0.000	0.000	0.000		0.042	-	-			0.000	0.000	0.000		1.55	-	-	0.000	0.000	0.000		1.58	-	-			0.076			
8.000	0.000	0.000	0.000		0.001	-	-	0.000	0.000	0.000		0.020	-	-			0.000	0.000	0.000		1.95	-	-	0.000	0.000	0.000		1.96	-	-			0.080			
Totals:						0	8							0	5	0	0							0	10							0	0	0	270	
Number of Trades:						0								0		0							0.00								0		0			

OPAP (CR)

(Contract Size: 100 Securities, Exercise Style: American, Physical Delivery)

Call Options																Put Options																							
July 2023								August 2023								Other Months		July 2023								August 2023								Other Months					
Exerise Price	Open price	Price max	Price min	Last price	Closing price	Volume	Open Interest	Open price	Price max	Price min	Last price	Closing price	Volume	Open Interest	Volume	Open Interest	Open price	Price max	Price min	Last price	Closing price	Volume	Open Interest	Open price	Price max	Price min	Last price	Closing price	Volume	Open Interest	Volume	Open Interest	Exerise Price						
8.800						-	-						-	-								-	-					-	-				0.088						
9.200						-	-						-	-								-	-					-	-				0.092						
9.600						-	-						-	-								-	-					-	-				0.096						
9.730	0.000	0.000	0.000		6.13	-	-						-	-			0.000	0.000	0.000		0.001	-	-					-	-				0.097						
10.000						-	-						-	-								-	-					-	-				0.100						
10.710	0.000	0.000	0.000		5.15	-	-						-	-			0.000	0.000	0.000		0.001	-	-					-	-				0.107						
11.000	0.000	0.000	0.000		4.86	-	-	0.000	0.000	0.000		4.88	-	-			0.000	0.000	0.000		0.001	-	-	0.000	0.000	0.000		0.005	-	-				0.110					
11.680	0.000	0.000	0.000		4.18	-	-						-	-			0.000	0.000	0.000		0.001	-	-					-	-				0.117						
12.000	0.000	0.000	0.000		3.86	-	-	0.000	0.000	0.000		3.88	-	-			0.000	0.000	0.000		0.001	-	-	0.000	0.000	0.000		0.001	-	-				0.120					
12.650	0.000	0.000	0.000		3.22	-	-						-	-			0.000	0.000	0.000		0.001	-	-					-	-				0.127						
13.000	0.000	0.000	0.000		2.87	-	-	0.000	0.000	0.000		2.89	-	-			0.000	0.000	0.000		0.001	-	-	0.000	0.000	0.000		0.007	-	-				0.130					
13.630	0.000	0.000	0.000		2.24	-	-						-	-			0.000	0.000	0.000		0.002	-	-					-	-				0.136						
14.000	0.000	0.000	0.000		1.87	-	-	0.000	0.000	0.000		1.94	-	-			0.000	0.000	0.000		0.006	-	-	0.000	0.000	0.000		0.055	-	-				0.140					
14.600	0.000	0.000	0.000		1.30	-	-						-	-			0.000	0.000	0.000		0.035	-	15					-	-				0.146						
15.000	0.000	0.000	0.000		0.957	-	-	0.000	0.000	0.000		1.12	-	-			0.000	0.000	0.000		0.089	-	-	0.000	0.000	0.000		0.233	-	-				0.150					
15.570	0.000	0.000	0.000		0.546	-	60						-	-			0.000	0.000	0.000		0.248	-	-					-	-				0.156						
16.000	0.000	0.000	0.000		0.325	-	-	0.000	0.000	0.000		0.541	-	-			0.000	0.000	0.000		0.457	-	-	0.000	0.000	0.000		0.650	-	-				0.160					
16.550	0.000	0.000	0.000		0.143	-	6						-	-			0.000	0.000	0.000		0.826	-	-					-	-				0.166						
17.000	0.000	0.000	0.000		0.062	-	-	0.000	0.000	0.000		0.211	-	5			0.000	0.000	0.000		1.20	-	-	0.000	0.000	0.000		1.32	-	-				0.170					
17.520	0.000	0.000	0.000		0.021	-	-						-	-			0.000	0.000	0.000		1.68	-	-					-	-				0.175						
18.000	0.000	0.000	0.000		0.007	-	-	0.000	0.000	0.000		0.065	-	-			0.000	0.000	0.000		2.15	-	-	0.000	0.000	0.000		2.19	-	-				0.180					
18.490	0.000	0.000	0.000		0.002	-	-						-	-			0.000	0.000	0.000		2.64	-	-					-	-				0.185						
19.000	0.000	0.000	0.000		0.002	-	-	0.000	0.000	0.000		0.016	-	-			0.000	0.000	0.000		3.15	-	-	0.000	0.000	0.000		3.15	-	-				0.190					
19.470	0.000	0.000	0.000		0.001	-	-						-	-			0.000	0.000	0.000		3.62	-	-					-	-				0.195						
20.000	0.000	0.000	0.000		0.001	-	-	0.000	0.000	0.000		0.003	-	-			0.000	0.000	0.000		4.15	-	-	0.000	0.000	0.000		4.15	-	-				0.200					
21.410	0.000	0.000	0.000		0.001	-	-						-	-			0.000	0.000	0.000		5.56	-	-					-	-				0.214						
22.000	0.000	0.000	0.000		0.001	-	-	0.000	0.000	0.000		0.003	-	-			0.000	0.000	0.000		6.15	-	-	0.000	0.000	0.000		6.15	-	-				0.220					
23.360	0.000	0.000	0.000		0.001	-	-						-	-			0.000	0.000	0.000		7.51	-	-					-	-				0.234						
24.000						-	-	0.000	0.000	0.000		0.001	-	-							-	-	0.000	0.000	0.000		8.15	-	-				0.240						
Totals:						0	66							0	5	0	0							0	15							0	5	0	0				
Number of Trades:						0								0		0								0.00								0		0					

OTE (CR)

(Contract Size: 100 Securities, Exercise Style: American, Physical Delivery)

Call Options															Put Options																			
July 2023								August 2023							Other Months		July 2023								August 2023							Other Months		
Exerise Price	Open price	Price max	Price min	Last price	Closing price	Volume	Open Interest	Open price	Price max	Price min	Last price	Closing price	Volume	Open Interest	Volume	Open Interest	Open price	Price max	Price min	Last price	Closing price	Volume	Open Interest	Open price	Price max	Price min	Last price	Closing price	Volume	Open Interest	Volume	Open Interest	Exerise Price	
9.200	0.000	0.000	0.000		6.41	-	-						-	-			0.000	0.000	0.000		0.001	-	-						-	-			0.092	
9.600	0.000	0.000	0.000		6.01	-	-	0.000	0.000	0.000		6.03	-	-			0.000	0.000	0.000		0.001	-	-	0.000	0.000	0.000		0.001	-	-			0.096	
10.000	0.000	0.000	0.000		5.61	-	-	0.000	0.000	0.000		5.63	-	-			0.000	0.000	0.000		0.001	-	-	0.000	0.000	0.000		0.001	-	-			0.100	
11.000	0.000	0.000	0.000		4.61	-	-	0.000	0.000	0.000		4.63	-	-			0.000	0.000	0.000		0.001	-	-	0.000	0.000	0.000		0.001	-	-			0.110	
12.000	0.000	0.000	0.000		3.61	-	-	0.000	0.000	0.000		3.63	-	-			0.000	0.000	0.000		0.001	-	-	0.000	0.000	0.000		0.001	-	-			0.120	
13.000	0.000	0.000	0.000		2.62	-	-	0.000	0.000	0.000		2.64	-	-			0.000	0.000	0.000		0.001	-	-	0.000	0.000	0.000		0.003	-	-			0.130	
14.000	0.000	0.000	0.000		1.63	-	1	0.000	0.000	0.000		1.68	-	-			0.000	0.000	0.000		0.015	-	-	0.000	0.000	0.000		0.038	-	-			0.140	
15.000	0.000	0.000	0.000		0.769	-	20	0.000	0.000	0.000		0.861	-	-			0.000	0.000	0.000		0.152	-	-	0.000	0.000	0.000		0.221	-	-			0.150	
16.000	0.000	0.000	0.000		0.236	-	-	0.000	0.000	0.000		0.330	-	-			0.000	0.000	0.000		0.619	-	-	0.000	0.000	0.000		0.691	-	-			0.160	
17.000	0.000	0.000	0.000		0.042	-	-	0.000	0.000	0.000		0.090	-	-			0.000	0.000	0.000		1.43	-	-	0.000	0.000	0.000		1.46	-	-			0.170	
18.000	0.000	0.000	0.000		0.004	-	-	0.000	0.000	0.000		0.018	-	-			0.000	0.000	0.000		2.40	-	-	0.000	0.000	0.000		2.40	-	-			0.180	
19.000	0.000	0.000	0.000		0.001	-	-	0.000	0.000	0.000		0.002	-	-			0.000	0.000	0.000		3.40	-	-	0.000	0.000	0.000		3.40	-	-			0.190	
20.000	0.000	0.000	0.000		0.001	-	-	0.000	0.000	0.000		0.001	-	-			0.000	0.000	0.000		4.40	-	-	0.000	0.000	0.000		4.40	-	-			0.200	
22.000	0.000	0.000	0.000		0.001	-	-	0.000	0.000	0.000		0.001	-	-			0.000	0.000	0.000		6.40	-	-	0.000	0.000	0.000		6.40	-	-			0.220	
Totals:													0	0	0	0						0	5					0	0	0	0			
Number of Trades:													0		0							0.00						0		0				

PIRAEUS FINANCIAL HOLD (CR)

(Contract Size: 100 Securities, Exercise Style: American, Physical Delivery)

Call Options																Put Options																					
July 2023								August 2023								Other Months		July 2023								August 2023								Other Months			
Exerise Price	Open price	Price max	Price min	Last price	Closing price	Volume	Open Interest	Open price	Price max	Price min	Last price	Closing price	Volume	Open Interest	Volume	Open Interest	Open price	Price max	Price min	Last price	Closing price	Volume	Open Interest	Open price	Price max	Price min	Last price	Closing price	Volume	Open Interest	Volume	Open Interest	Exerise Price				
0.750						-	-							-	-								-	-					-	-			0.008				
0.800						-	-							-	-								-	-					-	-			0.008				
0.850						-	-							-	-								-	-					-	-			0.009				
0.900						-	-							-	-								-	-					-	-			0.009				
0.950						-	-							-	-								-	-					-	-			0.010				
1.000						-	-							-	-								-	-					-	-			0.010				
1.100						-	-							-	-								-	-					-	-			0.011				
1.200						-	-							-	-								-	-					-	-			0.012				
1.300						-	-							-	-								-	-					-	-			0.013				
1.400						-	-							-	-								-	-					-	-			0.014				
1.500						-	-							-	-								-	-					-	-			0.015				
1.600	0.000	0.000	0.000		1.38	-	-							-	-		0.000	0.000	0.000		0.001	-	-					-	-				0.016				
1.700	0.000	0.000	0.000		1.28	-	-	0.000	0.000	0.000		1.28	-	-			0.000	0.000	0.000		0.001	-	-	0.000	0.000	0.000		0.001	-	-				0.017			
1.800	0.000	0.000	0.000		1.18	-	-	0.000	0.000	0.000		1.19	-	-			0.000	0.000	0.000		0.001	-	-	0.000	0.000	0.000		0.001	-	-				0.018			
1.900	0.000	0.000	0.000		1.08	-	-	0.000	0.000	0.000		1.09	-	-			0.000	0.000	0.000		0.001	-	-	0.000	0.000	0.000		0.001	-	-				0.019			
2.000	0.000	0.000	0.000		0.982	-	-	0.000	0.000	0.000		0.986	-	-			0.000	0.000	0.000		0.001	-	-	0.000	0.000	0.000		0.001	-	-				0.020			
2.200	0.000	0.000	0.000		0.783	-	-	0.000	0.000	0.000		0.791	-	-			0.000	0.000	0.000		0.001	-	-	0.000	0.000	0.000		0.005	-	-				0.022			
2.400	0.000	0.000	0.000		0.585	-	-	0.000	0.000	0.000		0.605	-	-			0.000	0.000	0.000		0.002	-	-	0.000	0.000	0.000		0.018	-	-				0.024			
2.600	0.000	0.000	0.000		0.397	-	-	0.000	0.000	0.000		0.436	-	-			0.000	0.000	0.000		0.014	-	-	0.000	0.000	0.000		0.049	-	-				0.026			
2.800	0.000	0.000	0.000		0.236	-	-	0.278	0.296	0.278	0.296	0.296	4	5			0.000	0.000	0.000		0.052	-	-	0.000	0.000	0.000		0.109	-	-				0.028			
3.000	0.000	0.000	0.000		0.120	-	-	0.000	0.000	0.000		0.188	-	-			0.000	0.000	0.000		0.136	-	-	0.000	0.000	0.000		0.201	-	-				0.030			
3.200	0.000	0.000	0.000		0.051	-	-	0.000	0.000	0.000		0.113	-	-			0.000	0.000	0.000		0.268	-	-	0.000	0.000	0.000		0.325	-	-				0.032			
3.400	0.000	0.000	0.000		0.018	-	-	0.000	0.000	0.000		0.063	-	-			0.000	0.000	0.000		0.435	-	-	0.000	0.000	0.000		0.475	-	-				0.034			
3.600	0.000	0.000	0.000		0.005	-	-	0.000	0.000	0.000		0.033	-	-			0.000	0.000	0.000		0.623	-	-	0.000	0.000	0.000		0.646	-	-				0.036			
3.800	0.000	0.000	0.000		0.001	-	-	0.000	0.000	0.000		0.017	-	-			0.000	0.000	0.000		0.820	-	-	0.000	0.000	0.000		0.831	-	-				0.038			
4.000	0.000	0.000	0.000		0.001	-	-	0.000	0.000	0.000		0.008	-	-			0.000	0.000	0.000		1.02	-	-	0.000	0.000	0.000		1.02	-	-				0.040			
Totals:						0	0							4	5	0	0							0	0							0	0				
Number of Trades:						0								2		0								0.00								0		0			

PPC (CR)

(Contract Size: 100 Securities, Exercise Style: American, Physical Delivery)

Call Options																Put Options																				
July 2023								August 2023								Other Months		July 2023								August 2023								Other Months		
Exerise Price	Open price	Price max	Price min	Last price	Closing price	Volume	Open Interest	Open price	Price max	Price min	Last price	Closing price	Volume	Open Interest	Volume	Open Interest	Open price	Price max	Price min	Last price	Closing price	Volume	Open Interest	Open price	Price max	Price min	Last price	Closing price	Volume	Open Interest	Volume	Open Interest	Exerise Price			
3.600						-	-							-	-							-	-					-	-				0.036			
3.800						-	-							-	-							-	-					-	-				0.038			
4.000						-	-							-	-							-	-					-	-				0.040			
4.400						-	-							-	-							-	-					-	-				0.044			
4.800						-	-							-	-							-	-					-	-				0.048			
5.200						-	-							-	-							-	-					-	-				0.052			
5.600						-	-							-	-							-	-					-	-				0.056			
6.000	0.000	0.000	0.000		4.25	-	-	0.000	0.000	0.000		4.26	-	-			0.000	0.000	0.000		0.001	-	-	0.000	0.000	0.000		0.001	-	-	0.000	0.000	0.000	0.060		
6.400	0.000	0.000	0.000		3.85	-	-	0.000	0.000	0.000		3.86	-	-			0.000	0.000	0.000		0.001	-	-	0.000	0.000	0.000		0.001	-	-	0.000	0.000	0.000	0.064		
6.800	0.000	0.000	0.000		3.45	-	-	0.000	0.000	0.000		3.46	-	-			0.000	0.000	0.000		0.001	-	-	0.000	0.000	0.000		0.001	-	-	0.000	0.000	0.000	0.068		
7.200	0.000	0.000	0.000		3.05	-	-	0.000	0.000	0.000		3.06	-	-			0.000	0.000	0.000		0.001	-	-	0.000	0.000	0.000		0.005	-	-	0.000	0.000	0.000	0.072		
7.600	0.000	0.000	0.000		2.65	-	-	0.000	0.000	0.000		2.67	-	-			0.000	0.000	0.000		0.003	-	-	0.000	0.000	0.000		0.013	-	-	0.000	0.000	0.000	0.076		
8.000	0.000	0.000	0.000		2.25	-	-	0.000	0.000	0.000		2.29	-	-			0.000	0.000	0.000		0.003	-	-	0.000	0.000	0.000		0.032	-	-	0.000	0.000	0.000	0.080		
8.400	0.000	0.000	0.000		1.86	-	-	0.000	0.000	0.000		1.93	-	-			0.000	0.000	0.000		0.011	-	-	0.000	0.000	0.000		0.067	-	-	0.000	0.000	0.000	0.084		
8.800	0.000	0.000	0.000		1.48	-	-	0.000	0.000	0.000		1.59	-	-			0.000	0.000	0.000		0.032	-	-	0.000	0.000	0.000		0.125	-	-	0.000	0.000	0.000	0.088		
9.200	0.000	0.000	0.000		1.13	-	22	0.000	0.000	0.000		1.28	-	-			0.000	0.000	0.000		0.081	-	6	0.000	0.000	0.000		0.214	-	-	0.000	0.000	0.000	0.092		
9.600	0.000	0.000	0.000		0.820	-	-	0.000	0.000	0.000		1.01	-	-			0.000	0.000	0.000		0.169	-	5	0.000	0.000	0.000		0.340	-	-	0.000	0.000	0.000	0.096		
10.000	0.000	0.000	0.000		0.563	-	30	0.000	0.000	0.000		0.771	-	-			0.000	0.000	0.000		0.311	-	20	0.000	0.000	0.000		0.505	-	-	0.000	0.000	0.000	0.100		
11.000	0.000	0.000	0.000		0.169	-	50	0.000	0.000	0.000		0.357	-	8			0.000	0.000	0.000		0.918	-	-	0.000	0.000	0.000		1.09	-	-	0.000	0.000	0.000	0.110		
12.000	0.000	0.000	0.000		0.034	-	-	0.000	0.000	0.000		0.143	-	-			0.000	0.000	0.000		1.79	-	-	0.000	0.000	0.000		1.88	-	-	0.000	0.000	0.000	0.120		
13.000	0.000	0.000	0.000		0.005	-	-	0.000	0.000	0.000		0.050	-	-			0.000	0.000	0.000		2.76	-	-	0.000	0.000	0.000		2.79	-	-	0.000	0.000	0.000	0.130		
14.000	0.000	0.000	0.000		0.002	-	-	0.000	0.000	0.000		0.015	-	-			0.000	0.000	0.000		3.76	-	-	0.000	0.000	0.000		3.76	-	-	0.000	0.000	0.000	0.140		
15.000	0.000	0.000	0.000		0.001	-	-	0.000	0.000	0.000		0.004	-	-			0.000	0.000	0.000		4.76	-	-	0.000	0.000	0.000		4.76	-	-	0.000	0.000	0.000	0.150		
Totals:						0	102						0	8	0	0						0	31					0	21	0	0					
Number of Trades:						0							0		0							0.00					0			0						

Lending Products	Underlying Title	Multilateral Transactions[1]					Bilateral Transactions[2]		Stock Borrowing through OTC (volume)[3]
		Open Interest[5]	Volume(Offered)	Average Weighted	Transactions volume	Average Weighted	Transactions Volume	Average Weighted	Transactions Volume
ADMIEBOR	ADMIE (IPTO) HOLDING S.A. (CR)	---	---	---	---	---	---	---	355,174
AEGNBOR	AEGEAN AIRLINES (CR)	---	---	---	---	---	---	---	24,094
ALPHABOR	ALPHA SERVICES HOLD (CR)	200	---	---	---	---	---	---	58,563,854
ALMYBOR	ALUMIL (CR)	---	---	---	---	---	---	---	---
OTOELBOR	AUTOHELLAS SA (CR)	---	---	---	---	---	---	---	195,048
AVAXBOR	AVAX S.A. (CR)	---	---	---	---	---	---	---	---
EEEBOR	CC HBC AG (CR)	2,661	---	---	---	---	---	---	47,768
CENERBOR	CENERGY HOLDINGS (CB)	350	---	---	---	---	---	---	---
ELLAKTORBOR	ELLAKTOR (CR)	3,260	---	---	---	---	---	---	219,719
ELHABOR	ELVALHALCOR (CR)	447	---	---	---	---	---	---	64,887
EUROBBOR	EUROBANK HOLDINGS (CR)	15,000	---	---	---	---	---	---	34,091,041
EYDAPBOR	EYDAP S.A. (CR)	501	---	---	---	---	---	---	243,766
FFGRPBOR	FOLLI FOLLIE (CR)	---	---	---	---	---	---	---	886,310
FOYRKBOR	FOURLIS (CR)	---	---	---	---	---	---	---	31,010
GEKTERNABOR	GEK TERNA (CR)	---	---	---	---	---	---	---	1,293
SARBOR	GR. SARANTIS S.A. (CR)	1,877	---	---	---	---	---	---	41,999
EXAEBOR	HELLENIC EXCHANGES-A.S.E. (CR)	4,000	---	---	---	---	---	---	280,516
ELPEBOR	HELLENIQ ENERGY (CR)	500	---	---	---	---	---	---	407,488
INTRKBOR	INTRACOM HOLDINGS (CR)	---	---	---	---	---	---	---	---
INKATBOR	INTRAKAT (CR)	---	---	---	---	---	---	---	---
BELABOR	JUMBO SA (CR)	5,098	---	---	---	---	---	---	174,847
LAMDABOR	LAMDA DEVELOPMENT SA (CR)	500	---	---	---	---	---	---	519,913
MIGBOR	MIG (CR)	1,552	---	---	---	---	---	---	40,179
MOHBOR	MOTOR OIL (CR)	19,581	---	---	---	---	---	---	866,986
MYTILBOR	MYTILINEOS (CR)	18,272	---	---	---	---	---	---	214,100
ETEBOR	NATIONAL BANK (CR)	541	---	---	---	---	---	---	10,289,858
OPAPBOR	OPAP (CR)	2,000	---	---	1	4.50%	---	---	1,536,132
HTOBOR	OTE (CR)	---	---	---	---	---	---	---	1,632,734
PPABOR	P.P.A. S.A. (CR)	10	---	---	---	---	---	---	65,287
TPEIRBOR	PIRAEUS FINANCIAL HOLD (CR)	6,495	---	---	---	---	---	---	789,868
PPCBOR	PPC (CR)	8,000	---	---	100	4.50%	---	---	1,639,902

Stock Lending Notes

- [1] - Multilateral contracts Lending or Borrowing as per Methods 8-1, 8-2 and 8-3-3 (According to ATHEX BoD Resolution No.17)
- [2] - Billateral Contracts Lending or Borrowing as per Methods 8-3-1 and 8-3-2 (According to ATHEX BoD Resolution No.20)
- [3] - The information concerning OTC Stock Borrowing Transactions is based on the statements of the Dematerialised Securities System (DSS) operators involved and refers to volumes that have been registered up until the previous working day.
- [4] - Average Price (Volume weighted)
- [5] - The Data concerning Open Interest before the start of trading session

Lending Products	Underlying Title	Multilateral Transactions[1]					Bilateral Transactions[2]		Stock Borrowing through OTC (volume)[3]
		Open Interest[5]	Volume(Offered)	Average Weighted	Transactions volume	Average Weighted	Transactions Volume	Average Weighted	Transactions Volume
QUALBOR	QUALITY & RELIABILITY SA (CR)	---	---	---	---	---	---	---	---
QUESTBOR	QUEST HOLDINGS (CR)	300	---	---	---	---	---	---	40,233
TENERGYBOR	TERNA ENERGY (CR)	---	---	---	---	---	---	---	62,800
TITCBOR	TITAN CEMENT (CB)	1,200	---	---	---	---	---	---	362,693
VIOBOR	VIOHALCO SA/NV (CB)	534	---	---	---	---	---	---	---

Stock Lending Notes

[1] - Multilateral contracts Lending or Borrowing as per Methods 8-1, 8-2 and 8-3-3 (According to ATHEX BoD Resolution No.17)

[2] - Bilateral Contracts Lending or Borrowing as per Methods 8-3-1 and 8-3-2 (According to ATHEX BoD Resolution No.20)

[3] - The information concerning OTC Stock Borrowing Transactions is based on the statements of the Dematerialised Securities System (DSS) operators involved and refers to volumes that have been registered up until the previous working day.

[4] - Average Price (Volume weighted)

[5] - The Data concerning Open Interest before the start of trading session

Sectors codification for listed companies

12003 -	ETF	10101010	Computer Services
10101015	Software	10102030	Computer Hardware
15101010	Telecommunications Equipment	15102015	Telecommunications Services
20101010	Health Care Facilities	20101025	Health Care Services
20102010	Medical Equipment	20103015	Pharmaceuticals
30101010	Banks	30202000	Diversified Financial Services
30202010	Asset Managers & Custodians	30202015	Investment Services
30204000	Closed End Investments	30302010	Full Line Insurance
30302015	Insurance Brokers	30302025	Property and Casualty Insurance
35101010	Real Estate Holding and Development	35101015	Real Estate Services
35102000	Diversified REITs	35102030	Office REITs
40201040	Rental & Leasing Services: Consumer	40202010	Home Construction
40202015	Household Furnishings	40202020	Household Appliance
40203040	Electronic Entertainment	40203045	Toys
40204020	Clothing & Accessories	40301010	Entertainment
40301030	Publishing	40301035	Radio & TV Broadcasters
40401010	Diversified Retailers	40401020	Apparel Retailers
40401025	Home Improvement Retailers	40401030	Specialty Retailers
40501010	Airlines	40501015	Travel & Tourism
40501020	Casinos & Gambling	40501025	Hotels & Motels
45101015	Distillers & Vintners	45101020	Soft Drinks
45102010	Farming Fishing Ranching & Plantations	45102020	Food Products
45103010	Tobacco	45201010	Food Retailers & Wholesalers
45201020	Personal Products	50101010	Construction
50101020	Building Roof/Wallboard and Plumbing	50101030	Cement
50101035	Building Materials: Other	50202010	Electrical Components
50203000	Diversified Industrials	50203015	Plastics
50203030	Containers & Packaging	50204000	Machinery: Industrial
50204020	Machinery: Construction & Handling	50205010	Industrial Suppliers
50205020	Back Office Support HR & Consulting	50205030	Forms & Bulk Printing Services
50206015	Commercial Vehicles & Parts	50206030	Marine Transportation
50206060	Transportation Services	55101000	Diversified Materials
55101020	Textile Products	55102000	General Mining
55102010	Iron & Steel	55102015	Metal Fabricating
55102035	Aluminum	60101020	Oil Refining and Marketing
65101010	Alternative Electricity	65101015	Conventional Electricity
65102030	Water		



ATHEX
Athens Stock Exchange

Λεωφ. Αθηνών 110 104 42 Αθήνα
110, Athinon Ave. GR 104 42 Athens
tel. (+30)210-33.66.800, fax (+30)210-33.66.101
www.athexgroup.gr