

23

Ημερήσιο Δελτίο
Συναλλακτικής Δραστηριότητας

Daily Official List
of Trading Activity

Tuesday, 4 July, 2023

Year: 144 Trading Day No: 124



ATHEXGROUP
Athens Exchange Group

Disclaimer:

Hellenic Exchanges-Athens Stock Exchange S.A. endeavours to ensure that the data and other material ("Information") presented on the Daily Official List are accurate and complete, but it is not liable for any errors or omissions of data or /and for the accuracy, credibility, updating and completeness of the aforesaid information nor it has any liability arising directly or indirectly from the use of the above Information.

The Company is not liable for the accuracy of the data included in listed companies' announcements. Only the sender of such an announcement is fully and solely liable for any infringement of third party's rights from the content of such announcement. All contents of the Daily Official List are provided only for information purposes and do not constitute investment advice or solicitation to invest in securities or other products listed for trading on the Exchange.

You acknowledge and agree that the Company is the owner of any property rights related to any Information appearing on the Daily Official List including intellectual property rights copyright, trademarks, etc.

The above data are a property of the Hellenic Exchanges-Athens Exchange and are copyright protected. Users are forbidden to reproduce, modify, copy, sale, transmit or redistribute, by all reproduction means and methods, part or the whole of the above data, without reference to their source.

The commercial exploitation of these data is, also, forbidden by third parties. Hellenic Exchanges-Athens Exchange does not carry any responsibility, direct or indirect, derived from usage or accidental alteration of the above data when used by third parties.

Hellenic Exchanges – Athens Stock Exchange S.A.

110 Athinon Ave., 10442 Athens, Tel: (210) 33.66.800, Fax: (210) 32.13.938

www.athexgroup.gr

Thessalonica Stock Exchange Center (T.S.E.C)

16-18 Katouni Str., Thessalonica 546 25 Tel: (2310) 567.667, Fax: (2310) 530.545

Athex Members Guarantee Fund

14-16 Fidiou Str., Athens 106 78, Tel: (210) 33.04.682, Fax: (210) 33.04.155

Hellenic Republic Capital Market Commission

1 Kolokotroni Str. & 1 Stadiou Str., Athens 10562 Tel: (210) 33.77.100 Fax: (210) 33.77.173

Table of Contents

Section 1: Statistical Figures of Securities, Derivatives and Lending

Summary of Markets

Athex Indices

Analytic Figures for Athex Market's Boards and Categories

Trading Details by Athex Sectors and Financial Instruments (ETFs)

Top 10 best & worst performing Shares

Derivatives Summary

Section 2: Analytic Figures of Shares Transactions

Analytic Figures of Shares Transactions

Shares' Notes

Section 3: Figures of Securities Transactions

Securities Blocks Details

Shares Rights Details

Stock Borrowing

Forced Sales Details

Forced Sales Registered Shares

Exchange Traded Funds (ETFs) Characteristics

Section 5: Bonds traded in Fixed Income Assets Market

Convertible Corporate Bonds - Regulated Market

Non Convertible Corporate Bonds - Regulated Market

Government Bonds

Treasury Bills & Zero Coupon Government Bonds

Government Bonds Traded with the Open Outcry Method

State Banks Bonds

Section 6: Additional Infos

Athex & ATHEXClear Members List

List of Stocks under Market Making operations

Section 7: Derivatives Market Analytic Figures

Index Futures

Stock Futures

Index Options

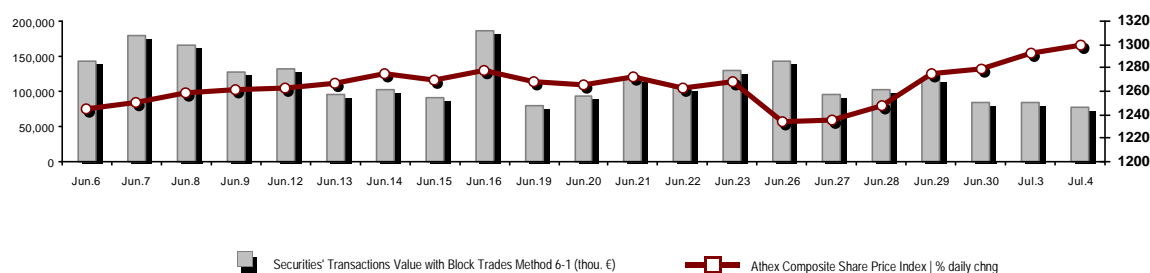
Stock Options

Stock Lending Analytic Figures

Appendix A: Sectors codification for listed companies

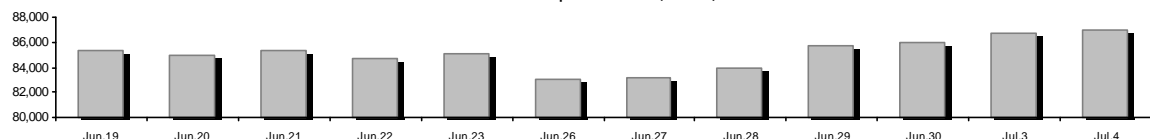
Summary of Markets

Athex Composite Share Price Index vs Shares and Derivatives Transactions Value

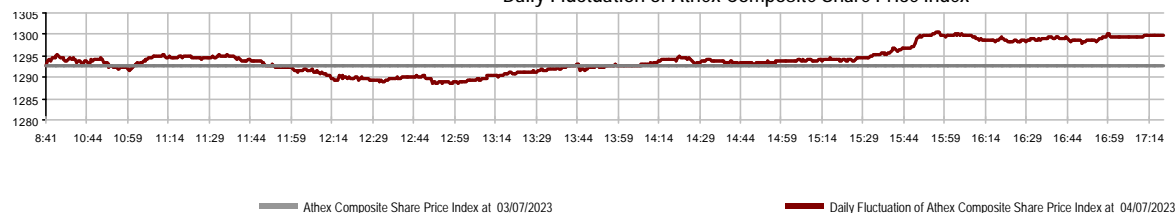


Athex Capitalisation (mill. €) **: Daily change: mill. € % Yearly Avg Capitalisation: mill. € % chng prev year Avg	87,020.81 305.98 0.35% 75,910.42 20.38%	Derivatives Total Open Interest in Index Futures % daily chng in Stock Futures % daily chng in Index Options % daily chng in Stock Options % daily chng	482,083 5,891 1.89% 474,352 2.13% 1,210 13.72% 630 7.33%
Athex Composite Share Price Index % daily chng Athex Composite Share Price Index Capitalisation (mill. €) Daily change (mill. €)	1,299.78 0.55% 79,891.23 283.59	Derivatives Contracts Volume: Daily change: pieces % YtD Avg Derivatives Contracts % chng prev year Avg	30,843 7,983 34.92% 49,788 44.94%
Securities' Transactions Value with Block Trades Method 6-1 (t) Daily change: % YtD Avg Trans. Value: thou. € % chng prev year Avg	76,732.90 -8,327.16 -9.79% 108,631.02 50.35%	Derivatives Trades Number: Daily change: number % YtD Avg Trades number % chng prev year Avg	2,165 116 5.66% 2,464 19.94%
Blocks Transactions Value of Method 6-1 (thou. €) Blocks Transactions Value of Method 6-2 & 6-3 (thou. €) Bonds Transactions Value (thou.€)	7,836.31 1.56 1,297.80	Lending Total Open Interest Daily change: pieces % Lending Volume (Multilateral/Bilateral) Daily change: pieces %	93,070 100 0.11% 4,150 4,050
Securities' Transactions Volume with Block Trades Method 6-1 (tho) Daily change: thou. pieces % YtD Avg Volume: % chng prev year Avg	20,033.26 -2,790.19 -12.23% 38,991.94 37.54%	Multilateral Lending Bilateral Lending	1,650 2,500
Blocks Transactions Volume of Method 6-1 (thou. Pieces) Blocks Transactions Volume of Method 6-2 & 6-3 (thou. Pieces) Bonds Transactions Volume	1,649.55 0.33 1,379,000	Lending Trades Number: Daily change: % Multilateral Lending Trades Number Bilateral Lending Trades Number	10 9 9 1
Securities' Trades Number with Block Trades Method 6-1 Daily change: number % YtD Avg Trades number % chng prev year Avg Number of Blocks Method 6-1 Number of Blocks Method 6-2 & 6-3 Number of Bonds Transactions	28,966 -613 -2.07% 36,171 22.96% 12 1 261		

Athex Capitalisation (mill. €) **



Daily Fluctuation of Athex Composite Share Price Index



Athex Indices

Index name	04/07/2023	03/07/2023	pts.	%	Min	Max	Year min	Year max	Year change
Athex Composite Share Price Index	1,299.78 #	1,292.72	7.06	0.55%	1,288.44	1,300.70	929.79	1,300.70	39.79% #
Athex ESG Index	1,475.29 #	1,471.65	3.64	0.25%	1,464.71	1,477.65	1,057.52	1,477.65	39.48% #
FTSE/Athex Large Cap	3,142.35 #	3,135.94	6.41	0.20%	3,121.05	3,148.66	2,250.77	3,148.66	39.57% #
FTSE/Athex Mid Cap Index	2,065.25 #	2,020.24	45.01	2.23%	2,017.63	2,068.51	1,411.43	2,068.51	46.32% #
FTSE/ATHEX High Dividend Yield Index	3,990.78 #	3,942.90	47.88	1.21%	3,932.24	3,996.41	3,028.28	3,996.41	31.78% #
FTSE/ATHEX Global Traders Index Plus	3,817.91 #	3,769.32	48.59	1.29%	3,744.28	3,818.85	2,616.09	3,818.85	45.94% #
FTSE/ATHEX Mid & Small Cap Factor-Weighted Ind	5,402.64 #	5,327.05	75.59	1.42%	5,249.80	5,405.88	4,353.12	5,405.88	22.91% #
ATHEX Select Index Plus	4,479.43 #	4,408.96	70.47	1.60%	4,392.45	4,481.31	3,071.06	4,481.31	45.86% #
ATHEX Select Index	6,347.61 #	6,230.58	117.03	1.88%	6,218.86	6,354.59	4,343.88	6,354.59	46.13% #
FTSE/Athex Market Index	747.84 #	745.48	2.36	0.32%	742.43	748.89	539.21	748.89	38.66% #
Athex Composite Index Total Return Index	2,341.62 #	2,328.91	12.71	0.55%	2,321.19	2,343.27	1,641.17	2,343.27	42.68% #
FTSE/Athex Large Cap Total Return	5,141.46 #	5,115.66	25.80	0.50%			3,623.42	5,141.46	42.78% #
FTSE/Athex Mid Cap Total Return	2,757.72 #	2,697.62	60.10	2.23%			1,881.61	2,757.72	48.45% #
Hellenic Mid & Small Cap Index	1,901.17 #	1,878.41	22.76	1.21%	1,873.86	1,902.15	1,365.14	1,902.15	39.27% #
FTSE/Athex Banks	1,027.59 €	1,029.25	-1.66	-0.16%	1,018.30	1,033.01	640.09	1,038.96	60.42% #
FTSE/Athex Financial Services	1,383.60 #	1,304.54	79.06	6.06%	1,304.54	1,391.01	672.72	1,391.01	101.86% #
FTSE/Athex Industrial Goods & Services	7,500.27 €	7,500.40	-0.13	0.00%	7,439.63	7,523.02	4,603.86	7,589.36	61.70% #
FTSE/Athex Retail	1,309.86 €	1,311.76	-1.90	-0.14%	1,295.18	1,319.52	901.21	1,319.52	45.34% #
FTSE/ATHEX Real Estate	4,783.32 #	4,696.64	86.68	1.85%	4,647.57	4,809.36	3,750.22	4,809.36	17.44% #
FTSE/Athex Consumer Goods & Services	14,829.12 #	14,603.27	225.85	1.55%	14,397.46	14,906.70	8,974.47	14,906.70	61.93% #
FTSE/Athex Food & Beverage	10,242.77 #	10,207.47	35.30	0.35%	10,205.58	10,301.56	8,101.49	11,188.59	20.98% #
FTSE/Athex Basic Resources	9,261.78 #	9,134.91	126.87	1.39%	9,101.75	9,287.51	6,463.31	9,456.60	42.72% #
FTSE/Athex Construction & Materials	4,498.94 #	4,448.60	50.34	1.13%	4,443.21	4,516.86	3,204.90	4,516.86	40.38% #
FTSE/Athex Energy	5,356.22 #	5,303.50	52.72	0.99%	5,279.28	5,364.75	4,780.16	5,856.79	6.49% #
FTSE/Athex Travel & Leisure	2,919.66 €	2,929.48	-9.82	-0.34%	2,909.48	2,933.66	2,196.17	2,933.66	31.68% #
FTSE/Athex Technology	2,766.75 #	2,703.40	63.35	2.34%	2,701.44	2,769.36	2,047.81	2,769.36	34.69% #
FTSE/Athex Telecommunications	4,338.10 €	4,360.46	-22.36	-0.51%	4,332.48	4,399.37	3,511.53	4,415.99	6.54% #
FTSE/Athex Utilities	6,094.69 #	6,072.22	22.47	0.37%	6,058.42	6,110.04	4,598.77	6,115.57	32.53% #
FTSE/Athex Health Care	417.25 #	405.21	12.04	2.97%	403.02	417.67	387.42	469.84	-0.39% €
FTSE/Athex Personal Products	7,488.57 €	7,514.80	-26.23	-0.35%	7,375.89	7,516.74	6,441.87	7,905.24	13.35% #
Athex All Share Index	304.09 #	303.02	1.07	0.35%	304.09	304.09	231.11	304.09	32.08% #
MSCI GREECE REBASED	4,999.12 #	4,990.05	9.07	0.18%	4,962.95	5,007.92	4,125.04	5,007.92	---
Hellenic Corporate Bond Index	123.86 €	124.06	-0.19	-0.16%			118.78	124.10	4.10% #
Hellenic Corporate Bond Price Index	88.11 €	88.27	-0.17	-0.19%			85.96	88.53	2.18% #

Note 1: FTSE/Med 100, Hellenic Corporate Bond Price Index and Hellenic Corporate Bond Index closing prices refer to the previous trading day of 30/06/2023.

Note 2: The Hellenic Mid & Small Cap Index is a Customized index calculated by the Athens Exchange.

Analytic Figures for Athex Market's Boards and Categories

	Total Traded Securities	Main Market	Surveillance	Exchange Traded Funds (ETFs)
Totals	127	116	10	1
Gain / Lose / Same:	66 / 37 / 24	61 / 36 / 19	4 / 1 / 5	1 / 0 / 0
Athex Capitalisation (mill. €) **	87,020.81	86,649.48	371.33	
Daily Average Trans/ons Value(thou.€)	108,631.02	108,376.51	245.03	59.31
Transactions Value	76,734.45	76,435.21	263.10	36.14
Main Board:	68,896.58	68,597.35	263.10	36.14
Blocks Board 6_2_3:	7,837.87	7,837.87	0.00	0.00
Forced Sales Board:	0.00	0.00	0.00	0.00
Special Terms Board:	0.00	0.00	0.00	0.00
Daily Average Transactions Volume	38,991,940	37,929,460	1,068,081	2,098
Transactions Volume	20,033,587	19,121,096	911,337	1,154
Main Board:	18,383,710	17,471,219	911,337	1,154
Blocks Board 6_2_3:	1,649,877	1,649,877	0	0
Forced Sales Board:	0	0	0	0
Special Terms Board:	0	0	0	0
Daily Average Number of Trades	36,171	35,934	234	3
Number of Trades	28,967	28,825	140	2
Main Board:	28,954	28,812	140	2
Blocks Board 6_2_3:	13	13	0	0
Forced Sales Board:	0	0	0	0
Special Terms Board:	0	0	0	0

Trading Details by Athex Sectors and Financial Instruments (ETFs)

Code	Sectors	Gain / Lose / Same	Number of Trades	Transactions Volume	Transactions Value	% of Total Trans. Value
3010	- Banks	2 / 4 / 0	7,211	10,988,164	23,299,537.21	30.36%
5510	- Basic Resources	8 / 7 / 2	1,278	604,434	1,617,739.68	2.11%
5010	- Construction & Materials	7 / 5 / 1	3,817	2,431,689	8,358,051.75	10.89%
4020	- Consumer Products & Services	3 / 3 / 2	1,438	357,167	5,025,109.53	6.55%
6010	- Energy	2 / 1 / 1	1,027	135,796	1,745,878.27	2.28%
12000	- Financial Instruments	1 / 0 / 0	2	1,154	36,135.60	0.05%
3020	- Financial Services	2 / 0 / 2	1,704	538,215	2,949,110.18	3.84%
4510	- Food Beverage & Tobacco	4 / 0 / 3	206	43,730	625,492.05	0.82%
2010	- Health Care	2 / 0 / 1	319	226,376	196,019.40	0.26%
5020	- Industrial Goods & Services	11 / 5 / 2	2,420	915,813	5,592,728.89	7.29%
3030	- Insurance	0 / 0 / 1	31	2,704	11,412.10	0.01%
4030	- Media	0 / 1 / 1	29	43,278	22,551.36	0.03%
4520	- Personal Care, Drug & Grocery Stores	2 / 1 / 0	231	148,174	830,481.48	1.08%
3510	- Real Estate	6 / 1 / 3	1,481	504,911	2,760,731.71	3.60%
4040	- Retail	3 / 2 / 1	274	107,573	401,427.71	0.52%
1010	- Technology	7 / 3 / 1	1,544	638,929	2,539,889.63	3.31%
1510	- Telecommunications	0 / 2 / 0	2,002	664,172	10,342,318.85	13.48%
4050	- Travel & Leisure	2 / 1 / 3	1,582	771,869	3,770,097.42	4.91%
6510	- Utilities	4 / 1 / 0	2,371	909,439	6,609,738.78	8.61%

Top 10 best & worst performing Shares

Main Market					
With positive Price change	Closing price	change	With negative Price change	Closing price	change
DOMIKI KRITIS SA (CR)	1.05	12.42% #	INTERWOOD-XYLEMPORIA (CR)	0.311	-2.81% €
AVAX S.A. (CR)	1.386	9.83% #	PIRAEUS FINANCIAL HOLD (CR)	3.06	-1.29% €
ELGEKA SA (CR)	0.532	6.40% #	ATTICA BANK S.A. (CR)	12.54	-1.26% €
HELLENIC EXCHANGES-A.S.E. (CR)	5.6	6.06% #	BIOKARPET S.A.(CR)	2.64	-1.12% €
IDEAL HOLDINGS (CR)	5.42	5.86% #	ALUMIL (CR)	2.89	-1.03% €
PAIRIS SA (CR)	1.27	5.83% #	NATIONAL BANK (CR)	6.06	-0.95% €
INTRAKAT (CR)	2.525	5.21% #	INTRACOM HOLDINGS (CR)	2.1	-0.94% €
ENTERSOFT (CR)	5.36	5.10% #	TECHNICAL OLYMPIC SA (CR)	2.6	-0.76% €
QUEST HOLDINGS (CR)	6.27	4.50% #	AVE (CR)	0.522	-0.76% €
IKTINOS HELLAS SA (CR)	0.61	4.27% #	OPAP (CR)	16.11	-0.62% €
With the highest Transactions Value	Value (thou. €)	change	With the highest Transactions Volume	Volume	change
OTE (CR)	10,327.45	-0.51% €	ALPHA SERVICES HOLD (CR)	5,488,898	-0.33% €
ALPHA SERVICES HOLD (CR)	8,323.38	-0.33% €	EUROBANK HOLDINGS (CR)	2,946,417	1.31% #
PIRAEUS FINANCIAL HOLD (CR)	5,291.25	-1.29% €	PIRAEUS FINANCIAL HOLD (CR)	1,724,440	-1.29% €
NATIONAL BANK (CR)	4,975.25	-0.95% €	INTRAKAT (CR)	980,899	5.21% #
EUROBANK HOLDINGS (CR)	4,551.69	1.31% #	NATIONAL BANK (CR)	818,792	-0.95% €
JUMBO SA (CR)	4,383.92	1.77% #	OTE (CR)	662,299	-0.51% €
GEK TERNA (CR)	3,699.22	1.27% #	HELLENIC EXCHANGES-A.S.E. (CR)	512,955	6.06% #
MYTILINEOS (CR)	3,607.32	-0.06% €	IKTINOS HELLAS SA (CR)	470,113	4.27% #
HELLENIC EXCHANGES-A.S.E. (CR)	2,813.44	6.06% #	ADMIE (IPTO) HOLDING S.A. (CR)	460,588	1.54% #
PPC (CR)	2,565.43	0.48% #	ELVALHALCOR (CR)	383,685	3.70% #

Note: Stocks that are not included in the "Under Supervision" category, and the transactions value is more than 10,000 €.

Derivatives Summary

	Number of Trades	Volume	Open Interest
Index Futures	200	1,218	5,891
FTSE/Athex Banks	6	30	1,290
FTSE/Athex Large Cap	184	908	4,390
MSCI GREECE REBASED	10	280	211
Stock Futures	1,949	29,407	474,352
ADMIE (IPTO) HOLDING S.A. (CR)	28	139	14,922
AEGEAN AIRLINES (CR)	49	259	5,895
ALPHA SERVICES HOLD (CR)	439	16,063	220,005
AUTOHELLAS SA (CR)	1	5	94
AVAX S.A. (CR)	34	77	736
CC HBC AG (CR)	16	106	1,583
CENERGY HOLDINGS (CB)	28	203	6,592
ELLAKTOR (CR)	16	69	563
ELVALHALCOR (CR)	23	99	1,850
EUROBANK HOLDINGS (CR)	88	1,957	34,654
EYDAP S.A. (CR)	12	37	923
FOURLIS (CR)	13	72	1,182
GEK TERNA (CR)	78	382	7,384
HELLENIC EXCHANGES-A.S.E. (CR)	267	2,002	7,445
HELLENIQ ENERGY (CR)	12	33	1,081
INTRACOM HOLDINGS (CR)	54	166	3,221
INTRAKAT (CR)	135	1,084	9,141
JUMBO SA (CR)	7	8	221
LAMDA DEVELOPMENT SA (CR)	89	349	5,636
MIG (CR)	3	15	46
MOTOR OIL (CR)	4	13	1,443
MYTILINEOS (CR)	15	64	2,578
NATIONAL BANK (CR)	63	279	15,298
OPAP (CR)	74	423	2,192
OTE (CR)	97	718	11,381
P.P.A. S.A. (CR)	0	0	345
PIRAEUS FINANCIAL HOLD (CR)	168	4,181	73,899
PPC (CR)	90	444	26,496
QUEST HOLDINGS (CR)	0	0	129
TERNA ENERGY (CR)	31	106	11,154
TITAN CEMENT (CB)	4	14	652
VIOHALCO SA/NV (CB)	11	40	5,611
Index Options	14	68	1,210
FTSE/Athex Large Cap	14	68	1,210
Stock Options	2	150	630
ALPHA SERVICES HOLD (CR)	0	0	14
NATIONAL BANK (CR)	0	0	293
OPAP (CR)	0	0	101
OTE (CR)	0	0	26
PIRAEUS FINANCIAL HOLD (CR)	2	150	1
PPC (CR)	0	0	195
Total Derivatives Traded	2,165	30,843	482,083

Number of Outstanding Securities	Nominal Value	Dividends [1]			Date of Last Coupon Dividend [2]		Note	Shares	Closing price	% change	Previous closing price/date	Open price	Price min	Price max	Last price	Avg price	Last Bid [7]	Last Ask [7]	P/E after tax	Year	Volume	Trades	Transactions Value[8]	Company Mkt Value (thou. €)	Year low	Year high	Sector[4]
2,348,908,567	0.290	---	---	---	07/04/2008	18/04/2017	---	ALPHA SERVICES HOLD (CR)	1.512	-0.33	€ 1.517 03/07/2023	1.524	1.505	1.529	1.512	1.516	15000@1.51	16989@1.52	---	---	5,488,898	2,661	8,323,380.89	3,551,549.75	1.0015	1.6085	30101010
45,033,921	0.050	---	---	---	04/06/2008	27/03/2023	---	ATTICA BANK S.A. (CR)	12.54	-1.26	€ 12.7 03/07/2023	12.66	12.52	12.7	12.54	12.577	50@12.52	42@12.74	---	---	1,266	32	15,922.72	564,725.37	10.62	48.75	30101010
18,176,934	1.00	---	---	---		27/01/2023	---	AUSTRIACARD (CB)	14.3	0.70	€ 14.2 03/07/2023	14.1	13.9	14.3	14.3	14.103	555@14.10	710@14.40	---	---	20,194	196	284,804.50	259,930.16	10.4	15.4	10101010
48,624,764	0.080	0.23	0.46	0.65	24/04/2023	05/12/2022	---	AUTOHELLAS SA (CR)	14	-0.57	€ 14.08 03/07/2023	13.86	13.86	14.16	14	13.999	417@14.00	40@14.16	---	---	35,486	279	496,766.84	680,746.70	10.06	14.76	40201040
190,162,681		---	---	0.05	19/06/2023	07/12/2016	---	CENERGY HOLDINGS (CB)	6.07	0.50	€ 6.04 03/07/2023	6.06	6.01	6.13	6.07	6.072	806@6.06	400@6.10	---	---	185,198	563	1,124,509.59	1,154,287.47	3.015	6.34	50202010
372,553,049	6.70	0.64	0.71	0.78	25/05/2023	29/04/2013	---	CC HBC AG (CR)	27.32	0.33	€ 27.23 03/07/2023	27.23	27.22	27.48	27.32	27.315	850@27.23	2@27.37	---	---	16,011	106	437,345.130	1,78,149.30	21.54	29.91	45101020
3,710,677,508	0.220	---	---	---	02/05/2008	20/05/2019	---	EUROBANK HOLDINGS (CR)	1.551	1.31	€ 1.531 03/07/2023	1.531	1.52	1.552	1.551	1.545	12694@1.54	100@1.55	---	---	2,946,417	1,053	4,551,685.24	5,755,260.81	1.0495	1.72	30101010
52,131,944	1.00	---	0.1102	0.11	29/06/2023	23/07/2019	---	FOURLIS (CR)	4.655	-0.32	€ 4.67 03/07/2023	4.7	4.58	4.7	4.655	4.657	5922@4.66	1119@4.69	---	---	30,108	174	140,203.28	242,674.20	3.26	4.75	40401010
305,635,185	2.18	0.1	0.1	0.3	28/06/2023	01/10/2003	---	HELLENIQ ENERGY (CR)	7.75	---	€ 7.75 03/07/2023	7.75	7.71	7.79	7.75	7.749	892@7.74	3919@7.76	---	---	58,193	274	450,951.75	2,368,672.68	6.93	8.68	60101020
83,600,000	0.880	---	---	---	03/07/2007	23/09/2022	---	INTRACOM HOLDINGS (CR)	2.1	-0.94	€ 2.12 03/07/2023	2.12	2.07	2.14	2.1	2.09	650@2.10	523@2.11	---	---	228,696	346	477,987.54	175,560.00	1.678	2.195	10101010
160,523,985	0.300	---	---	---	12/08/2008	30/12/2022	---	INTRAKAT (CR)	2.525	5.21	€ 2.4 03/07/2023	2.4	2.37	2.54	2.525	2.464	12010@2.52	5830@2.54	---	---	980,899	890	2,417,081.30	405,323.06	1.366	2.54	50101010
136,059,759	0.880	0.77	0.77	---	21/03/2023	05/03/2014	---	JUMBO SA (CR)	26.46	1.77	€ 26 03/07/2023	26	25.6	26.6	26.46	26.218	7@26.36	526@26.52	---	---	167,207	948	4,383,915.72	3,600,141.22	15.61	26.6	40203045
176,736,715	0.300	---	---	---	30/05/2007	27/11/2019	---	LAMDA DEVELOPMENT SA (CR)	7.335	2.37	€ 7.165 03/07/2023	7.19	7.065	7.42	7.335	7.255	32@7.33	4@7.34	---	---	306,233	1,006	2,221,679.76	1,296,363.80	5.505	7.42	35101010
31,317,025	0.400	---	---	---	26/04/2007	10/05/2023	---	MIG (CR)	4.165	4.13	€ 4 03/07/2023	3.96	3.96	4.32	4.165	4.133	50@4.16	27@4.19	---	---	11,793	116	48,737.29	130,435.41	0.987	8.4	30202000
107,222,688	0.440	---	(0.5667)	0.2	20/06/2023	16/03/2022	---	QUEST HOLDINGS (CR)	6.27	4.50	€ 6 03/07/2023	6.12	6.01	6.28	6.27	6.166	137@6.27	373@6.28	---	---	19,683	120	121,369.17	672,286.25	4.655	6.58	10101010
78,325,475		---	---	0.6	28/06/2023	23/07/2019	---	TITAN CEMENT (CB)	17.6	-0.45	€ 17.68 03/07/2023	17.6	17.5	17.7	17.6	17.605	9@17.58	17@17.62	---	---	62,159	312	1,094,292.16	1,378,528.36	12.04	17.7	50101030
259,189,761		0.02	0.1	0.12	19/06/2023	26/02/2016	---	VIOHALCO SANNV (CB)	6	0.33	€ 5.98 03/07/2023	6.01	5.98	6.06	6	6.004	56@5.99	1150@6.01	---	---	116,407	422	698,941.81	1,555,138.57	3.995	6.34	55102015
144,321,516	0.300	---	---	0.07	19/06/2023	22/01/2020	---	AVAX S.A. (CR)	1.386	9.83	€ 1.262 03/07/2023	1.278	1.262	1.442	1.386	1.334	1000@1.38	3988@1.39	---	---	351,599	539	469,047.94	200,029.62	0.748	1.442	50101010
232,000,000	2.12	0.1069	0.0854	0.0682	29/08/2022	19/06/2017	---	ADMIE (IPTO) HOLDING S.A. (CR)	2.315	1.54	€ 2.28 03/07/2023	2.255	2.245	2.315	2.315	2.287	5005@2.30	2510@2.32	18.46	2022	460,588	677	1,053,457.88	537,080.00	1.64	2.315	65101015
90,167,100	0.500	---	---	---	03/06/2019	24/05/2021	---	AEGEAN AIRLINES (CR)	11.4	1.79	€ 11.2 03/07/2023	11.2	11.1	11.4	11.4	11.272	250@11.32	1866@11.42	---	---	132,525	704	1,493,805.30	1,027,904.94	5.27	11.4	40501010
103,423,291	0.570	---	---	---	01/08/2011	06/09/2022	---	GEK TERNA (CR)	14.38	1.27	€ 14.2 03/07/2023	14.52	14.34	14.56	14.38	14.433	1848@14.36	10@14.42	---	---	256,309	1,165	3,699,223.12	1,487,226.92	10.42	14.7	50101010
382,000,000	2.48	---	---	---	20/07/2015	12/12/2001	---	PPC (CR)	10.5	0.48	€ 10.45 03/07/2023	10.45	10.42	10.53	10.5	10.487	134@10.49	233@10.51	---	---	244,625	761	2,565,426.66	4,011,000.00	6.6	10.59	65101015
914,715,153	1.00	---	---	---	16/05/2008	29/08/2018	---	NATIONAL BANK (CR)	6.06	-0.95	€ 6.118 03/07/2023	6.12	5.978	6.128	6.06	6.076	8807@6.06	1112@6.06	---	---	818,792	1,378	4,975,253.29	5,543,173.83	3.746	6.3	30101010
375,241,586	0.390	0.01	0.03	0.06	26/06/2023	14/07/2006	---	ELVALHALCOR (CR)	2.1	3.70	€ 2.025 03/07/2023	2.02		2	2.1	2.067	500@2.10	1570@2.11	---	---	383,685	564	793,200.54	788,007.33	1.52	2.1	55102015
348,192,005	0.040	---	---	---	05/07/2011	16/07/2021	---	ELLAKTOR (CR)	2.415	0.83	€ 2.395 03/07/2023	2.365	2.35	2.415	2.415	2.38	805@2.41	1791@2.42	---	---	80,811	209	192,314.17	840,883.69	1.706	2.455	50101010
60,348,000	0.420	0.07	0.1515	0.1565	14/06/2023	04/08/2021	---	HELLENIC EXCHANGES-A.S.E. (CR)	5.6	6.06	€ 5.28 03/07/2023	5.3	5.3	5.63	5.6	5.485	3000@5.58	1@5.62	---	---	512,955	1,462	2,813,439.35	337,948.80	3.09	5.63	30202015
106,500,000	0.600	---	0.28	---	05/09/2022	13/09/2021	---	EYDAP S.A. (CR)	7.08	1.72	€ 6.96 03/07/2023	6.9	6.85	7.08	7.08	7.021	70@7.04	949@7.08	---	---	61,500	360	431,795.56	754,020.00	6.06	7.34	65102030
110,782,980	0.750	---	0.9054	1.6299	26/06/2023	04/11/2013	---	MOTOR OIL (CR)	23.56	1.29	€ 23.26 03/07/2023	23.12	23.12	23.6	23.56	23.394	3@23.54	1237@23.60	---	---	53,463	681	1,250,734.14	2,610,047.01	20.84	25.82	60101020
142,891,161	0.970	0.378	0.4341	1.24	27/06/2023	07/07/2017	---	MYTILINEOS (CR)	32.88	-0.06	€ 32.9 03/07/2023	32.9	32.52	33.1	32.88	32.785	247@32.78	80@32.90	---	---	110,031	1,006	3,607,323.76	4,698,261.37	19.94	33.48	50203000
25,000,000	2.00	0.4	0.628	---	25/07/2022	08/08/2003	---	P.P.A. S.A. (CR)	22.05	0.46	€ 21.95 03/07/2023	21.95	21.8	22.4	22.05	21.972	708@21.95	25@22.30	10.42	2022	9,023	83	198,253.20	551,250.00	15.86	22.4	50206060
370,062,741	0.300	0.55	0.6	1	06/06/2023	19/06/2023	---	OPAP (CR)	16.11	-0.62	€ 16.21 03/07/2023	16.18	16.09	16.25	16.11	16.141	1352@16.11	330@16.12	---	---	124,407	765	2,008,010.79	5,961,710.76	13.0232	16.9242	40501020
433,664,596	2.83	0.6879	0.8231	---	01/07/2022	18/06/1998	---	OTE (CR)	15.52	-0.51	€ 15.6 03/07/2023	15.71	15.48	15.74	15.52	15.593	7560@15.52	20@15.59	---	---	662,299	1,970	10,327,452.87	6,730,474.53	12.57	15.81	15102015
1,250,367,223	0.930	---	---	---	16/05/2008	14/04/2021	---	PIRAEUS FINANCIAL HOLD (CR)	3.06	-1.29	€ 3.1 03/07/2023	3.1	3.028	3.12	3.06	3.068	1184@3.06	823@3.07	---	---	1,724,440	2,000	5,291,254.87	3,826,123.70	1.43	3.12	30101010
43,741,452	0.660	0.16	0.2723	0.2629	31/05/2023	01/11/1999	---	THRACE PLASTICS SA (CR)	5.57	-0.54	€ 5.6 03/07/2023	5.52	5.48	5.61	5.57	5.531	21@5.55	54@5.57	---	---	29,841	182	165,057.02	243,639.89	3.76	5.68	50203015
69,877,484	0.780	0.2239	0.1493	0.1495	09/05/2023	13/06/2018	---	GR. SARANTIS S.A. (CR)	7.5	-0.40	€ 7.53 03/07/2023	7.47	7.38	7.53	7.5	7.466	654@7.46	113@7.50	---	---	108,426	164	809,504.53	524,081.13	6.39	8	45201020
118,105,090	0.300	0.3407	0.3411	0.3798	26/06/2023	05/03/2020	---	TERNA ENERGY (CR)	19.99	-0.55	€ 20.1 03/07/2023	20.1	19.96	20.22	19.99	20.027	38@19.97	3076@20.00	---	---	124,270	515	2,488,779.21	2,360,920.75	17.89	21.34	65101010

Number of Outstanding Securities	Nominal Value	Dividends [1]			Date of Last Coupon		Note	Shares	Closing price	% change	Previous closing price/date		Open price	Price min	Price max	Last price	Avg price	Last Bid [7]	Last Ask [7]	P/E after tax	Year	Volume	Trades	Transactions Value[8]	Company Mkt Value (thou. €)	Year low	Year high	Sector[4]
		2020	2021	2022	Dividend [2]	Right																						
Main Market - Medium Liquidity Class																												
13,126,020	0.660	0.0837	0.1163	---	22/06/2022	04/09/2020	---	AS COMPANY SA (CR)	2.51	0.40 P	2.5	03/07/2023	2.5	2.45	2.51	2.51	2.501	850@2.48	500@2.52	---	---	6,508	14	16,278.48	32,946.31	2.02	2.53	40401030
3,114,144	0.360	0.1558	0.3427	0.2304	29/05/2023	02/06/2020	---	ALPHA TRUST (CR)	6.25	--- ↘	6.25	03/07/2023	6.2	6	6.3	6.25	6.132	100@6.20	250@6.25	---	---	7,860	81	48,200.80	19,463.40	4.32	6.3	30202010
14,000,000	4.15	---	3.42	---	14/09/2022	29/06/1999	---	ALPHA REAL ESTATE SA(CR)	8.08	0.25 P	8.06	03/07/2023	8.06	7.9	8.18	8.08	8.039	500@8.06	50@8.18	---	---	1,001	14	8,046.90	113,120.00	6.68	9.22	35101015
215,805,843	0.300	0.05	---	---	30/12/2021	15/11/2022	---	ATTICA HOLDINGS (CR)	2.58	--- ↘	2.58	03/07/2023	2.58	2.58	2.59	2.59	2.581	12000@2.57	14297@2.59	---	---	12,286	15	31,710.81	556,779.07	1.865	2.62	40501015
151,654,947	0.040	---	---	---	01/07/2008	21/02/2020	---	AVE (CR)	0.522	-0.76 E	0.526	03/07/2023	0.526	0.52	0.546	0.534	0.532	7400@0.520	9800@0.534	---	---	41,278	27	21,975.36	79,163.88	0.506	0.586	40301010
35,764,593	2.10	0.06	0.075	0.1046	02/05/2023	25/11/2019	---	BRIQ PROPERTIES (CR)	1.955	-0.26 E	1.96	03/07/2023	1.965	1.94	1.975	1.955	1.953	2600@1.95	499@1.98	---	---	48,273	81	94,260.92	69,919.78	1.9	2.11	35102030
101,123,806	0.360	---	---	---	22/07/2010	28/06/2011	---	CENTRIC HOLDINGS (CR)	0.329	2.17 P	0.322	03/07/2023	0.318	0.317	0.329	0.329	0.322	3000@0.323	995@0.329	---	---	85,974	98	27,695.31	33,269.73	0.263	0.349	40203040
784,500	10.00	---	0.3	---	24/05/2022	31/07/2018	---	CNL CAPITAL (CR)	7.2	---	7.2	03/07/2023	---	---	---	---	---	100@7.10	100@7.20	-(6)-	2022	---	---	---	5,648.40	6.5	8	30202010
10,246,800	0.300	---	---	---	06/10/2005	13/02/2002	---	CPI SA (CR)	0.64	--- ↘	0.64	03/07/2023	0.64	0.64	0.64	0.64	0.64	1500@0.628	3331@0.648	---	---	200	1	128.00	6,557.95	0.548	0.722	10102030
18,680,300	0.050	---	---	---	06/07/2022	---	---	DIMAND (CR)	12.95	0.39 P	12.9	03/07/2023	12.9	12.5	12.95	12.95	12.77	100@12.65	859@12.95	---	---	19,916	118	254,334.65	241,909.89	11	14.9	35101010
54,200,000	0.075	---	0.035	---	19/07/2022	23/11/2021	---	EPSILON NET (CR)	8.38	0.24 P	8.36	03/07/2023	8.37	8.32	8.4	8.38	8.375	25@8.34	2493@8.40	---	---	7,576	69	63,446.57	454,196.00	6.2	8.4	10101015
40,134,921	0.400	---	---	---	30/08/1993	26/06/2023	---	IDEAL HOLDINGS (CR)	5.42	5.86 P	5.12	03/07/2023	5.12	5.12	5.42	5.42	5.222	10@5.38	434@5.42	---	---	196,810	370	1,027,771.84	217,531.27	3.38	5.42	10102030
167,868,482	0.300	---	---	---	20/08/2007	28/11/2022	---	LAVIPHARM SA (CR)	0.626	3.64 P	0.604	03/07/2023	0.604	0.6	0.626	0.626	0.613	2550@0.620	3000@0.628	---	---	184,441	183	113,087.25	105,085.67	0.366	0.66	20103015
4,740,000	0.860	---	---	---	14/03/2003	---	---	LOGISMOS S.A. (CR)	1.09	-0.91 E	1.1	03/07/2023	1.03	1.03	1.1	1.1	1.092	1000@1.04	1000@1.09	-(6)-	2022	45	3	49.15	5,166.60	0.91	1.1	10101015
17,120,280	0.940	0.06	0.06	---	27/06/2022	26/06/2023	---	LOULIS FOOD (CR)	2.95	2.08 P	2.89	03/07/2023	2.95	2.9	2.97	2.95	2.927	245@2.85	272@2.90	---	---	5,219	24	15,275.15	50,504.83	2.38	3.12	45102020
4,419,616	1.58	---	---	0.1131	01/03/2023	04/03/2015	---	MEDICON S.A (CR)	3.6	--- ↘	3.6	03/07/2023	3.57	3.43	3.62	3.6	3.507	55@3.44	488@3.60	---	---	1,281	18	4,492.52	15,910.62	3.4	4.15	20102010
468,700	2.24	3.42	---	---	03/05/2022	21/05/2004	---	MERMEREN KOMB. A.D. PR. (GDR)	38.2	0.53 P	38	03/07/2023	38.4	37.2	38.4	37.2	38.143	45@37.20	14@38.80	1.28	2022	120	8	4,577.20	17,904.34	31	59	55102000
10,500,000	0.950	---	---	---	24/06/2008	22/07/2022	---	MEVACO SA (CR)	4.06	-0.98 E	4.1	03/07/2023	4.04	4.04	4.08	4.06	4.061	200@4.02	358@4.08	13.46	2022	135	3	548.20	42,630.00	2.52	4.2	55102015
87,127,162	0.500	---	---	---	08/06/2023	28/07/2021	---	PREMA (CR)	1.24	--- ↘	1.24	03/07/2023	1.238	1.236	1.256	1.24	1.242	600@1.23	950@1.24	---	---	107,116	190	133,058.90	108,037.68	1.07	1.36	35102000
24,377,795	0.230	---	---	0.04	03/07/2023	08/06/2022	---	PROFILE SA (CR)	4.48	-0.44 E	4.5	03/07/2023	4.53	4.47	4.53	4.48	4.496	448@4.48	775@4.53	---	---	28,042	100	126,065.36	109,212.52	2.575	4.53	10101010
27,345,120	0.280	---	---	---	18/07/2005	26/02/2014	---	QUALITY & RELIABILITY SA (CR)	0.73	1.95 P	0.716	03/07/2023	0.744	0.71	0.744	0.73	0.724	700@0.716	22000@0.732	---	---	50,844	72	36,805.65	19,961.94	0.465	0.764	10101010
6,456,530	1.08	0.0804	0.12	---	14/07/2022	02/08/2010	---	SPACE HELLAS SA (CR)	8	-0.50 E	8.04	03/07/2023	8.1	7.84	8.14	8	7.937	499@7.94	2115@8.00	---	---	1,873	32	14,865.98	51,652.24	5.28	8.14	15101010
17,190,046	0.290	---	---	---	16/11/1992	30/11/2022	---	UNIBIOS (CR)	0.9	-0.44 E	0.904	03/07/2023	0.896	0.886	0.92	0.9	0.898	388@0.900	22357@0.920	---	---	48,577	106	43,639.47	15,471.04	0.558	0.956	50204000
32,413,681	0.370	---	---	---	15/07/2009	11/05/2000	---	ALUMIL (CR)	2.89	-1.03 E	2.92	03/07/2023	2.9	2.86	2.95	2.89	2.888	915@2.87	310@2.88	---	---	7,516	38	21,709.22	93,675.54	1.986	2.99	55102035
3,534,269	3.44	(0.4452)	0.8907	---	22/05/2023	19/07/2022	---	ANDROMEDA SA (CR)	6.96	--- ↘	6.96	03/07/2023	7	6.88	7	6.96	6.908	250@6.90	3758@6.96	---	2022	5,607	45	38,732.74	24,598.51	5.9	7.3	30204000
18,810,000	0.400	---	---	---	08/07/2010	14/11/2007	---	VARVERIS - MODA BAGNO SA (CR)	0.73	0.69 P	0.725	03/07/2023	0.72	0.72	0.74	0.74	0.732	30@0.720	3350@0.735	---	---	602	5	440.42	13,731.30	0.6	0.8	40401025
23,986,500	1.05	---	---	---	26/06/2009	15/03/2000	---	BIOKARPET S.A.(CR)	2.64	-1.12 E	2.67	03/07/2023	2.68	2.6	2.7	2.64	2.626	150@2.63	294@2.68	---	---	5,685	28	14,930.36	63,324.36	1.5	2.8	50101035
6,325,000	0.600	---	0.19	0.153	03/07/2023	17/02/2014	---	VOYATZOGLOU (CR)	2.4	-0.83 E	2.42	03/07/2023	2.4	2.4	2.4	2.4	2.4	250@2.34	511@2.46	---	---	765	3	1,836.00	15,180.00	1.97	2.76	50205010
24,060,000	0.300	0.035	0.055	0.075	25/04/2023	01/07/2019	---	GEN. COMMERCIAL & IND.SA (CR)	1.41	0.71 P	1.4	03/07/2023	1.42	1.395	1.425	1.41	1.402	46@1.40	1633@1.41	8.72	2022	4,791	17	6,718.22	33,924.60	1.175	1.495	50205010
15,878,748	0.480	---	---	---	10/07/2006	22/03/2004	---	DOMIKI KRITIS SA (CR)	1.05	12.42 P	0.934	03/07/2023	0.934	0.934	1.06	1.05	0.974	1000@1.03	350@1.06	---	---	112,610	122	109,657.60	16,672.69	0.71	1.06	50101010
34,720,000	0.310	---	---	---	16/06/2010	01/08/2007	---	DROMEAS SA (CR)	0.369	0.82 P	0.366	03/07/2023	0.375	0.352	0.375	0.369	0.363	60@0.359	500@0.368	---	---	21,760	17	7,897.94	12,811.68	0.3	0.389	40202015
13,673,200	0.880	---	---	---	18/07/2008	26/07/2001	---	EVROFARMA SA (CR)	0.91	--- ↘	0.91	03/07/2023	0.885	0.885	0.91	0.91	0.908	31@0.900	1500@0.910	---	---	999	7	906.80	12,442.61	0.684	0.92	45102020
11,250,000	0.520	---	0.0405	---	01/08/2022	09/11/2015	---	EKTER SA (CR)	1.77	3.51 P	1.71	03/07/2023	1.7	1.7	1.77	1.77	1.738	420@1.75	210@1.77	---	---	32,650	95	56,761.95	19,912.50	1.33	1.89	50101010
18,410,839	1.00	0.027	0.262	---	24/08/2022	10/09/2010	---	ELASTRON (CR)	3.3	3.77 P	3.18	03/07/2023	3.18	3.15	3.38	3.3	3.218	20@3.25	150@3.31	---	---	11,669	76	37,553.37	60,755.77	2.21	3.38	55102010
60,295,607	0.240	---	---	---	09/07/2007	01/07/2021	---	ELGEKA SA (CR)	0.532	6.40 P	0.5	03/07/2023	0.508	0.508	0.534	0.532	0.522	5000@0.520	15000@0.534	---	---	39,609	62	20,656.65	32,077.26	0.38	0.534	45201010
23,828,130	0.500	---																										

Number of Outstanding Securities	Nominal Value	Dividends [1]			Date of Last Coupon		Note	Shares	Closing price	% change	Previous closing price/date	Open price	Price min	Price max	Last price	Avg price	Last Bid [7]	Last Ask [7]	P/E after tax	Year	Volume	Trades	Transactions Value[8]	Company Mkt Value (thou. €)	Year low	Year high	Sector[4]
		2020	2021	2022	Dividend [2]	Right																					
26,730,187	0.520	0.08	0.1	0.12	29/06/2023	01/08/2017	---	ELTON SA (CR)	2.8	--- ↘	2.8 03/07/2023	2.78	2.74	2.8	2.8	2.763	311@2.74	4577@2.80	---	---	20,995	74	58,014.96	74,844.52	2.08	2.92	50205010
30,000,000	0.050	0.06	0.09	0.1	09/06/2023	11/06/2020	---	ENTERSOFT (CR)	5.36	5.10 P	5.1 03/07/2023	5.12	5.12	5.36	5.36	5.219	25@5.32	350@5.38	---	---	73,483	235	383,471.96	160,800.00	3.61	5.36	10101015
36,300,000	1.12	0.223	0.2186	---	14/09/2022	12/12/2007	---	THESSALONIKA WATER & SEWERAGE	3.85	2.67 P	3.75 03/07/2023	3.75	3.75	3.85	3.85	3.808	1000@3.80	994@3.85	---	---	18,456	58	70,279.47	139,755.00	3.21	3.87	65102030
14,833,480	0.300	---	---	---	02/06/2010	04/02/2022	---	EUROCONSULTANTS S.A. (CR)	0.822	0.24 P	0.82 03/07/2023	0.836	0.802	0.836	0.82	0.822	50@0.818	400@0.820	---	---	40,189	53	33,018.14	12,193.12	0.576	0.836	50205020
86,735,980	0.310	---	---	---	06/07/2009	18/08/2022	---	ATHENS MEDICAL CENTER SA (CR)	1.92	2.67 P	1.87 03/07/2023	1.92	1.89	1.95	1.92	1.929	617@1.90	10@1.92	---	---	40,654	118	78,439.63	166,533.08	1.375	1.95	20101025
114,320,400	0.100	---	0.01	---	26/11/2021	05/08/2019	---	IKTINOS HELLAS SA (CR)	0.61	4.27 P	0.585 03/07/2023	0.581	0.58	0.61	0.61	0.595	1690@0.606	300@0.611	---	---	470,113	394	279,843.77	69,735.44	0.4855	0.675	50101035
8,226,132	0.450	---	---	---	15/05/2009	13/10/2014	---	ILYDA S.A. (CR)	1.355	1.50 P	1.335 03/07/2023	1.36	1.33	1.36	1.355	1.347	1500@1.35	7251@1.36	8.68	2022	13,356	32	17,989.89	11,146.41	1.055	1.42	10101015
2,566,836	0.440	---	0.016	0.016	03/07/2023	09/01/2007	---	INTERWOOD-XYLEMPORIA (PR)	0.438	--- ↘	0.438 03/07/2023	---	---	---	---	---	1500@0.308	801@0.478	---	---	---	---	---	12,005.05	0.192	0.48	50101020
34,986,430	0.440	---	---	---	25/07/2008	23/02/2010	---	INTERWOOD-XYLEMPORIA (CR)	0.311	-2.81 E	0.32 03/07/2023	0.321	0.311	0.321	0.311	0.317	1700@0.311	4240@0.318	---	---	63,650	42	20,188.59	12,005.05	0.1975	0.321	50101020
18,567,912	0.590	0.12	0.12	---	06/07/2022	26/01/2021	---	INTERLIFE G.C.I.(CR)	4.23	--- ↘	4.23 03/07/2023	4.2	4.2	4.28	4.23	4.22	225@4.22	182@4.25	---	2022	2,704	31	11,412.10	78,542.27	3.47	4.32	30302025
8,424,900	0.500	---	---	---	12/07/2010	04/07/2019	---	INTERTECH SA (CR)	1.15	4.54 P	1.1 03/07/2023	1.13	1.095	1.15	1.15	1.109	20@1.13	2305@1.15	19.85	2022	4,743	25	5,261.56	9,688.64	0.92	1.25	50205010
19,804,134	0.150	---	---	---	01/07/2004	06/11/2017	---	KEKROPS SA (CR)	1.35	0.37 P	1.345 03/07/2023	1.35	1.34	1.39	1.345	1.359	200@1.34	150@1.37	2.57	2022	6,833	24	9,284.06	26,735.58	0.903	1.4	35101010
40,219,218	0.260	---	---	---	29/08/2022	10/06/2019	---	KLOUKINAS - LAPPAS SA (CR)	0.984	-0.20 E	0.986 03/07/2023	0.986	0.984	0.986	0.986	0.984	20000@0.980	1689@0.984	---	---	1,210	7	1,191.06	39,575.71	0.5	0.99	50101010
11,510,102	0.890	---	---	---	24/06/2005	06/10/1999	---	NAFPAKTOS TEXTILE (CR)	1.14	1.79 P	1.12 03/07/2023	1.14	1.14	1.14	1.14	1.14	400@1.07	1000@1.13	---	---	40	1	45.60	13,121.52	0.91	1.23	55101020
21,224,340	0.420	0.0035	0.02	---	06/09/2022	25/04/2006	---	KORDELLOS BROS SA (CR)	0.63	-0.32 E	0.632 03/07/2023	0.64	0.63	0.64	0.63	0.633	1350@0.628	5518@0.640	5.54	2022	60,200	60	38,107.04	13,371.33	0.462	0.7	55102010
33,065,136	0.380	0.2	0.2001	---	18/08/2022	16/09/2013	---	KRI-KRI S.A. (CR)	8	1.27 P	7.9 03/07/2023	8	7.94	8.08	8	7.997	200@7.94	7672@8.00	83.31	2022	20,976	52	167,737.92	264,521.09	6.08	9.8	45102020
18,017,472	0.360	---	---	---	09/09/2022	28/08/2017	---	KTIMA KOSTAS LAZARIDIS SA (CR)	1.88	--- ↘	1.88 03/07/2023	1.88	1.88	1.88	1.88	1.88	1500@1.77	830@1.88	---	---	150	1	282.00	33,872.85	1.55	1.97	45101015
7,595,160	0.600	---	---	---	10/09/2019	18/08/2010	---	KIRIAKOULIS SHIPPING SA (CR)	1.03	--- ↘	1.03 03/07/2023	1.025	1.01	1.03	1.03	1.028	100@1.01	1998@1.03	---	---	3,052	21	3,138.06	7,823.01	0.868	1.265	40501015
6,200,000	0.500	---	---	---	22/06/2010	01/11/1995	---	MINERVA KNITWEAR (CR)	0.488	-4.31 E	0.51 03/07/2023	0.482	0.482	0.52	0.488	0.493	300@0.486	317@0.520	---	---	70	7	34.54	3,025.60	0.414	0.585	40501015
5,939,268	0.620	---	---	---	10/07/2003	03/01/2002	---	LANAKAM SA (CR)	1.05	--- ↘	1.05 03/07/2023	1.04	1	1.05	1.05	1.037	200@0.975	543@1.05	---	---	2,220	8	2,301.95	6,236.23	0.716	1.16	40401020
9,819,370	0.500	---	---	---	14/08/2007	09/01/2004	---	MATHIOS REFRACTORY SA (CR)	1.13	-5.83 E	1.2 03/07/2023	1.2	1.13	1.2	1.13	1.152	900@1.12	76@1.16	---	---	5,182	26	5,969.96	11,095.89	0.565	1.27	55101000
29,250,000	0.360	0.02	0.0401	0.0908	15/06/2023	25/04/2019	---	MOTODYNAMICS S.A. (CR)	3.54	0.28 P	3.53 03/07/2023	3.55	3.48	3.58	3.54	3.555	250@3.53	234@3.54	---	---	68,124	71	242,174.30	103,545.00	2.04	3.77	40401030
32,188,050	1.04	---	---	---	21/07/2008	20/01/2000	---	MOUZAKIS (CR)	0.68	-6.21 E	0.725 03/07/2023	0.68	0.68	0.7	0.7	0.68	800@0.670	500@0.725	---	---	331	3	225.10	21,887.87	0.65	0.806	55101020
43,200,000	1.00	---	0.0824	---	07/09/2022	14/06/2022	---	MPLE KEDROS (CR)	2.55	--- ↘	2.55 03/07/2023	2.55	2.53	2.55	2.55	2.538	300@2.54	1326@2.55	---	---	12,077	30	30,650.20	110,160.00	2.19	2.55	35102000
6,340,000	0.600	0.134	0.17	0.1	09/12/2022	12/01/2023	---	NAKAS MUSIC	2.66	-2.92 E	2.74 03/07/2023	2.66	2.66	2.68	2.68	2.662	109@2.68	1@2.80	---	---	11	2	29.28	16,864.40	2.16	2.98	40401030
10,080,000	3.00	1.42	1.5	1.45	11/05/2023	27/08/2001	---	TPA SA (CR)	25.5	2.41 P	24.9 03/07/2023	25	24.9	26	25.5	25.328	215@25.30	610@25.50	---	---	6,325	70	160,199.90	257,040.00	22.7	26.3	50206060
4,971,466	1.46	---	---	---	04/07/2007	08/10/2003	---	PAIRIS SA (CR)	1.27	5.83 P	1.2 03/07/2023	1.215	1.19	1.27	1.27	1.22	500@1.26	1931@1.27	---	---	56,930	129	69,475.78	6,313.76	0.83	1.27	50203030
27,098,594	0.540	0.07	0.05	0.0401	22/05/2023	14/01/2021	---	PAPOUTSANIS (CR)	2.31	0.44 P	2.3 03/07/2023	2.31	2.3	2.31	2.31	2.304	326@2.30	3281@2.31	20.86	2022	139	5	320.30	62,597.75	2.23	2.51	45201020
7,070,400	0.930	0.1081	0.3242	0.2593	03/07/2023	06/05/2016	---	PETROPOULOS PETROS (CR)	8.9	2.30 P	8.7 03/07/2023	8.76	8.76	8.96	8.92	8.878	1500@8.90	135@8.92	---	---	10,015	60	88,909.80	62,926.56	5.9	8.96	50206015
21,912,599	0.300	---	---	0.048	18/05/2023	23/02/2007	---	REVOIL (CR)	1.615	3.20 P	1.565 03/07/2023	1.57	1.55	1.615	1.615	1.586	900@1.61	1800@1.62	---	---	16,835	41	26,699.79	35,388.85	1.21	1.615	60101020
13,582,223	1.35	---	---	---	24/06/2008	02/02/2016	---	SIDMA STEEL (CR)	2.81	--- ↘	2.81 03/07/2023	2.82	2.74	2.82	2.81	2.776	1000@2.77	774@2.81	---	---	3,284	37	9,116.30	38,166.05	1.85	2.94	55102010
40,693,350	5.00	---	---	---	03/07/2006	26/05/2015	---	TECHNICAL OLYMPIC SA (CR)	2.6	-0.76 E	2.62 03/07/2023	2.66	2.57	2.66	2.6	2.599	30@2.59	2456@2.61	---	---	41,555	81	108,014.88	105,802.71	1.76	2.7	40202010
3,048,000	0.300	---	---	---	06/07/2007	01/06/2021	---	TZIRAKIAN PROFIL (CR)	2.07	0.98 P	2.05 03/07/2023	2.08	2.01	2.09	2.07	2.022	360@2.02	399@2.07	36.26	2022	1,573	11	3,181.39	6,309.36	1.755	2.22	55102010
10,203,575	0.730	---	---	---	16/07/2007	18/10/1999	---	FIERATEX SA (CR)	0.428	-0.47 E	0.43 03/07/2023	0.371	0.371	0.432	0.428	0.42	170@0.412	1207@0.428	---	2022	3,062	10	1,284.85	4,367.13	0.351	0.5	55101020
8,340,750	1.16	---	---	---	25/06/2009	17/09/2018	---	HAIDEMENOS SA (CR)	0.51	-7.27 E	0.55 03/07/2023	0.5	0.5	0.525	0.51</												

Number of Outstanding Securities	Nominal Value	Dividends [1]			Date of Last Coupon		Note	Shares	Closing price	% change	Previous closing price/date	Open price	Price min	Price max	Last price	Avg price	Last Bid [7]	Last Ask [7]	P/E after tax	Year	Volume	Trades	Transactions Value[8]	Company Mkt Value (thou. €)	Year low	Year high	Sector[4]
		2020	2021	2022	Dividend [2]	Right																					
57,434,884	1.31	---	---	---	05/06/2008	12/06/2009	---	REDS S.A. (CR)	2.32	0.87 P	2.3 03/07/2023	2.38	2.31	2.39	2.32	2.344	4@2.31	600@2.35	---	---	3,165	15	7,419.27	133,248.93	2.26	3	35101010
152,360,643	0.500	0.01	0.02	0.03	23/06/2023	10/06/2020	---	TRASTOR REAL EST. INV. CO.(CR)	1.1	---	1.1 03/07/2023	---	---	---	---	---	1939@1.05	731@1.10	---	---	---	---	---	167,596.71	0.965	1.14	35102000
15,300,000	0.300	---	---	---	30/07/2009	13/12/1999	---	ATTICA PUBLICATIONS SA (CR)	0.316	---	0.316 03/07/2023	0.288	0.288	0.288	0.288	0.288	1500@0.288	300@0.314	---	---	2,000	2	576.00	4,834.80	0.236	0.39	40301030
15,000,000	0.300	---	---	---	06/07/2007	18/07/2000	---	DAIOS PLASTICS SA (CR)	3.4	---	3.4 03/07/2023	---	---	---	---	---	150@3.08	500@3.40	---	---	---	---	---	51,000.00	2.92	3.54	50203015
3,307,500	0.210	---	---	---	11/08/2010	30/11/2022	---	ELVE SA (CR)	4.98	---	4.98 03/07/2023	5.15	4.94	5.15	5.05	5.081	36@4.94	9@5.05	19.63	2022	115	5	584.30	16,471.35	4.54	5.25	40204020
2,760,000	11.83	9.4	11	11.8	14/06/2023	16/07/1990	---	KARELIA (CR)	350	0.58 P	348 03/07/2023	350	348	352	352	349.6	4@350.00	10@354.00	---	---	10	6	3,496.00	966,000.00	288	356	45103010
6,700,000	0.800	0.179	0.047	---	24/08/2022	29/05/2014	---	MILLS KEPENOS (CR)	2.32	---	2.32 03/07/2023	---	---	---	---	---	1000@2.20	341@2.44	17.14	2022	---	---	---	15,544.00	1.93	2.54	45102020
21,364,000	1.12	---	---	---	29/07/2019	08/03/2023	---	LAMPSPA HOTEL SA (CR)	24.8	---	24.8 03/07/2023	---	---	---	---	---	100@24.20	100@25.40	---	---	---	---	---	529,827.20	20.6	25.4	40501025
8,321,682	0.670	---	---	---	17/08/2007	23/11/1999	---	N. LEVENTERIS (CR)	0.268	-4.96 E	0.282 03/07/2023	0.27	0.268	0.27	0.268	0.269	---	2013@0.294	---	2022	5,400	3	1,450.00	2,899.97	0.22	0.364	55102010
2,160,524	0.670	---	---	---	03/12/2018	23/11/1999	---	N. LEVENTERIS (PR)	0.31	---	0.31 03/07/2023	---	---	---	---	---	500@0.280	104@0.310	---	2022	---	---	---	2,899.97	0.218	0.342	55102010
27,379,200	0.980	---	---	---	03/07/2020	29/08/2022	---	CRETE PLASTICS SA (CR)	17	1.80 P	16.7 03/07/2023	15.8	15.7	17	17	16.013	360@16.60	80@17.00	---	---	253	4	4,051.40	465,446.40	14.7	17.9	50203015
255,494,534	2.71	0.352	0.279	0.255	16/06/2023	30/09/2021	---	PRODEA (CR)	7.65	---	7.65 03/07/2023	7.65	7.65	7.65	7.65	7.65	3@7.65	150@7.85	---	---	97	1	742.05	1,954,533.19	7.1	8.6	35102000
4,181,450	0.500	---	---	---	21/08/2000	05/03/2002	---	FLOUR MILLS SARANTOPOULOS SA	1.14	---	1.14 03/07/2023	1.22	1.22	1.25	1.25	1.23	1050@1.12	203@1.25	---	---	365	10	449.05	4,766.85	0.875	1.5	45102020

Exchange Traded Funds (ETFs)

906,928	---	---	---	---	15/06/2016	---	ALPHA ETF FTSE Athex Large Cap	31.4	0.51 P	31.24 03/07/2023	31.3	31.3	31.4	31.4	31.313	200@28.10	59@34.00	---	---	1,154	2	36,135.60	---	22.5	33.8	12003
---------	-----	-----	-----	-----	------------	-----	--------------------------------	------	---------------	------------------	------	------	------	------	--------	-----------	----------	-----	-----	-------	---	-----------	-----	------	------	-------

Surveillance

356,314,416	0.060	---	---	---	07/07/2010	21/09/2017	5160	FRIGOGLASS SA (CR)	0.06	0.84 P	0.0595 03/07/2023	0.06	0.06	0.06	0.06	0.06	40000@0.060	47904@0.060	---	---	382,396	26	22,943.76	21,378.86	0.05	0.158	50204000
65,326,268	0.530	---	---	---	04/07/2007	19/07/2006	4750	SATO SA (CR)	0.0375	---	0.0375 03/07/2023	0.04	0.04	0.04	0.04	0.04	---	999@0.040	---	---	5,000	3	200.00	2,449.74	0.018	0.069	40202015
13,191,620	0.620	---	---	---	04/08/2010	09/09/2002	5232	YALCO - CONSTANTINOU (CR)	0.16	---	0.16 03/07/2023	---	---	---	---	---	2000@0.155	68@0.160	---	---	---	---	---	2,110.66	0.12	0.28	40202020
13,000,000	1.00	---	---	---	01/08/2007	07/04/2000	5093	AKRITAS SA (CR)	0.422	-8.26 E	0.46 03/07/2023	0.414	0.414	0.43	0.43	0.423	118@0.430	10@0.500	---	---	2,670	9	1,128.45	5,486.00	0.414	0.67	50101035
221,519,681	0.300	---	---	---	02/07/2008	28/02/2011	4957	ANEK LINES SA (CR)	0.262	0.77 P	0.26 03/07/2023	0.26	0.26	0.262	0.262	0.262	49872@0.260	5053@0.262	---	---	196,091	20	51,327.66	58,951.55	0.177	0.27	40501015
312,163	0.300	---	---	---	02/07/2008	28/02/2011	4959	ANEK LINES SA (PR, Issue '90)	0.072	---	0.072 03/07/2023	---	---	---	---	---	29930@0.079	---	---	---	---	---	---	58,951.55	0.072	0.086	40501015
2,969,713	0.300	---	---	---	02/07/2008	28/02/2011	4958	ANEK LINES SA (PR, Issue '96)	0.3	---	0.3 03/07/2023	---	---	---	---	---	---	616@0.300	---	---	---	---	---	58,951.55	0.173	0.38	40501015
17,579,754	4.16	---	---	---	18/08/2006	02/08/2010	---	BIOTER SA (CR)	0.21	---	0.21 03/07/2023	0.22	0.21	0.22	0.21	0.211	13124@0.210	800@0.224	---	---	11,324	5	2,391.28	3,691.75	0.198	0.398	50101010
54,654,600	0.050	---	---	---	01/07/1998	30/12/2022	5275	VIS SA (CR)	0.26	---	0.26 03/07/2023	0.26	0.26	0.264	0.264	0.261	1000@0.262	14500@0.280	---	2022	4,518	4	1,178.68	14,210.20	0.136	0.378	50203030
51,754,364	0.300	---	---	---	23/12/2003	24/01/2007	5197	SELECTED TEXT. IND. ASSOC (CR)	0.143	1.42 P	0.141 03/07/2023	0.141	0.141	0.154	0.143	0.143	9890@0.145	648@0.155	---	---	5,490	7	784.58	7,400.87	0.11	0.202	55101020
371,337,000	0.300	---	---	---	30/05/2013	01/07/2022	---	INTRALOT (CR)	0.6	---	0.6 03/07/2023	0.6	0.6	0.6	0.6	0.6	7350@0.595	151831@0.600	---	---	303,508	57	182,104.80	222,802.20	0.565	0.765	40501020
15,842,391	1.51	---	---	---	15/07/2009	12/05/2000	5141	BITROS HOLDING SA (CR)	0.416	---	0.416 03/07/2023	0.398	0.398	0.398	0.398	0.398	59@0.398	520@0.420	---	---	240	2	95.52	6,590.43	0.398	0.82	55102010
24,319,250	0.300	---	---	---	09/07/2002	04/07/2007	5165	PROODEFTIKH SA (CR)	0.5	---	0.5 03/07/2023	---	---	---	---	---	2650@0.460	300@0.490	---	---	---	---	---	12,159.63	0.4	0.6	50101010
28,438,268	0.070	---	---	---	21/08/2006	24/11/1999	5253	SPIROY AGRICULTURE SA (CR)	0.158	---	0.158 03/07/2023	---	---	---	---	---	820@0.152	2109@0.173	---	---	---	---	---	4,493.25	0.144	0.23	45102010
1,011,000	1.00	---	---	---	01/07/2004	11/12/2012	5193	TRIA ALFA SA (CR)	9.5	4.40 P	9.1 03/07/2023	9.4	9.4	9.5	9.5	9.49	30@8.55	54@9.50	72.76	2022	100	7	949.00	9,604.50	7.6	16.9	55101020

Suspension Status

66,948,210	0.300	---	---	---	22/09/2015	22/09/2015	5179	FOLLI FOLLIE (CR)	4.8	---	4.8 24/05/2018	---	---	---	---	---	---	---	---	---	---	---	---	321,351.41	4.8	4.8	40401030
12,417,000	0.310	---	---	---	27/08/2019	28/08/2017	5233	MLS MULTIMEDIA SA (CR)	0.57	---	0.57 12/05/2020	---	---	---	---	---	---	---	---	---	---	---	---	7,077.69	0.57	0.57	10101015
6,330,002	0.300	---	---	---	25/06/2002	15/03/2019	5278	VARVARESSOS (CR)	0.24	---	0.24 02/05/2023	---	---	---	---	---	---	---	---	---	---	---	---	1,519.20	0.16	0.25	55101020
3,961,300	1.28	---	---	---	29/06/2004	03/08/2000	5248	DUROS SA (CR)	0.25	---	0.25 24/04/2023	---	---	---	---	---	---	---	---	---	---	---	---	990.33	0.2	0.3	40204020
7,085,888	1.59	---	---	---	02/07/1996	06/09/2010	5216	ELVIEMEK (CR)	2.6	---	2.6 30/09/2019	---	---	---	---	---	---	---	---	---	---	---	---	18,423.31	2.6	2.6	35101010

Number of Outstanding Securities	Nominal Value	Dividends [1]			Date of Last Coupon		Note	Shares	Closing price	% change	Previous closing price/date		Open price	Price min	Price max	Last price	Avg price	Last Bid [7]		Last Ask [7]	P/E after tax	Year	Volume	Trades	Transactions Value[8]	Company Mkt Value (thou. €)	Year low	Year high	Sector[4]
		2020	2021	2022	Dividend [2]	Right																							
7,125,216	0.650	---	---	---	01/07/2005	14/12/1999	4955	KRE.KA SA (CR)	0.28	---	↘	0.28	06/04/2023	---	---	---	---	---	---	---	---	---	---	---	---	1,995.06	0.17	0.43	45102010
7,734,375	1.00	---	---	---	09/07/2007	07/01/2011	5277	LIVANIS SA (CR)	0.125	---	↘	0.125	28/04/2023	---	---	---	---	---	---	---	---	---	---	---	---	966.80	0.12	0.18	40301030

Shares' Notes

Code	Note text
()	- Adjusted dividends.
*	- Last adjusted closing price.
[1]	- Net dividends.
[2]	- The "Date of Last Coupon" for New listings refers to the date company's stocks started to trade in Athex
[3]	- The Company Market Value is referred to the number of outstanding shares
[4]	- Sectors codification can be found in Appendix A
[5]	- The Market Value refers to the total number of shares listed (including their several classes) in the exchange by the company.
[6]	- P/E greater than 100
[7]	- Last view of the Order Book before the end of the trading session
[8]	- All Blocks Methods' Transactions Value are included.
4750	- Transfer to the Under Surveillance Category from 8/4/2011.
4955	- Transfer to the Surveillance Category as from 5/4/2013.
4957	- Transfer to the Surveillance Category as from 5/4/2013.
4958	- Transfer to the Surveillance Category as from 5/4/2013.
4959	- Transfer to the Surveillance Category as from 5/4/2013.
5093	- Transfer to the Surveillance Category as of 8/4/2015.
5141	- Transfer to the Surveillance Category as of 10/05/2017.
5160	- Transfer to the Surveillance Category as of 15/04/2016.
5165	- Transfer to the Surveillance Category as of 15/02/2018.
5179	- Suspension of trading as of 25/05/2018.
5193	- Transfer to the Surveillance Category as of 25/10/2018.
5197	- Transfer to the Surveillance Category as of 07/11/2018.
5216	- Suspension of trading as of 01/10/2019.
5232	- Transfer to the Under Surveillance Category from 08/04/2011.
5233	- Suspension of trading as of 13/05/2020.
5248	- Transfer to the Surveillance Category as of 06/09/20116.
5253	- Transfer to the Surveillance Category as of 14/5/2021.
5275	- Transfer to the Surveillance Category as of 09/07/2020.
5277	- Suspension of trading as of 02/05/2023.
5278	- Suspension of trading as of 03/05/2023.

Securities Blocks Details

Securities	Block Volume	Price	Block Trade Value	Time of approval	Note
JUMBO SA (CR)	8,000	25.94	207,520.00	10:41:34	20
GR. SARANTIS S.A. (CR)	50,000	7.47	373,500.00	10:42:08	20
PROFILE SA (CR)	331	4.70	1,555.70	11:07:13	18
ENTERSOFT (CR)	25,000	5.20	130,000.00	13:43:58	20
JUMBO SA (CR)	12,000	25.98	311,760.00	15:06:26	20
EUROBANK HOLDINGS (CR)	250,000	1.55	387,750.00	15:51:22	20
OTE (CR)	90,000	15.59	1,403,100.00	16:05:33	20
INTRAKAT (CR)	80,000	2.48	198,400.00	16:08:57	20
NATIONAL BANK (CR)	250,000	6.09	1,522,500.00	16:20:31	20
JUMBO SA (CR)	26,000	26.48	688,480.00	16:26:39	20
OTE (CR)	92,265	15.59	1,438,411.35	16:56:47	20
EUROBANK HOLDINGS (CR)	478,624	1.55	739,952.70	17:00:18	20
ALPHA SERVICES HOLD (CR)	287,657	1.51	434,937.38	17:11:06	20

Blocks Notes

- 9 - Method 6-1 / Special Fees
- 10 - Method 6-1 / Special Fees, SDS
- 14 - Method 6-3 / Settlement, Incomplete Buy and Sell
- 18 - Method 6-2 / SPOT 1
- 19 - Method 6-2 / SPOT 2
- 20 - Method 6-1 and Method 6-1 Same Day Settlement
- 21 - Other Pre-agreed

Shares Rights Details

Occured date	Exercise from	Exercise until	Trading until	Rights	Price min	Price max	Closing price	Last Bid	Last Ask	Volume	Trades	Transactions Value
-----------------	------------------	-------------------	------------------	--------	--------------	--------------	------------------	----------	----------	--------	--------	-----------------------

No Rights Transactions.

Forced Sales Details

Securities	Category of Security	Transactions Volume	Number of Trades	Transactions Value	Note
No Forced Transactions.					

Forced Sales Notes

- 1 - Compulsory Public Forced Sales
- 2 - Forced Sales of Fixed Registered Shares
- 3 - Forced Sales of Remaining Fractional Shares

Exchange Traded Funds (ETFs) Characteristics

	Transactions Date (T)	Creation / Redemption	Units (T-1)	New Units (T-1)	Redemption Units (T-1)	Units (T) [1]	Fund Assets [2]	Net Unit Price	Dividend per Unit	Dividend Date
ALPHA ETF FTSE Athex Large Cap	04/07/2023	5,000	906,928	---	---	906,928	28,442,480.00	31.3613	0.62	03/07/2023

Non Convertible Corporate Bonds - Regulated Market

Num Listed Bonds	Nominal price	Issue price	Today's Rate	Exp. Date	Duration (years)	Note	Coupon		Trading Unit	Corporate Bonds	Accrued Int.	Yield.T.Mat	Price min	Price max	Closing price	Previous closing price/date	Volume	Transactions Value	Last order		ear min	Year max		
							Common	Preffered											Price	Buy / Sell			Date	
300,000	1,000.00	1,000.00	2.30	14/12/2028	7	---	4	---	1	GEK TERNA S.A. (Non Convertible)	1.4056	4.7060	88.6997	88.6997	88.6997	88.3500	03/07/2023	1,000	888.40	88.0001	B	34/07/2023	82.1339	90.3500
320,000	1,000.00	1,000.00	3.40	21/07/2027	7	---	6	---	1	LAMDA DEVELOPMENT S.A. (Non Convertible)	15.4889	5.0470	92.6120	93.8998	92.6523	93.2390	03/07/2023	83,000	78,587.65	92.6712	B	34/07/2023	91.4001	95.5000
200,000	1,000.00	1,000.00	2.10	27/10/2027	7	---	6	---	1	O.P.A.P. S.A. (Non Convertible)	4.0833	3.9230	92.0000	92.3500	92.3500	92.0000	03/07/2023	15,000	13,896.25	92.1000	B	34/07/2023	91.3710	95.4000
200,000	1,000.00	1,000.00	1.90	23/03/2028	7	---	5	---	1	MOTOR OIL CORINTH REFINERIES SA (Non Convertible)	5.5417	3.8940	91.1000	91.5000	91.2607	91.3020	03/07/2023	33,000	30,298.90	91.3100	B	34/07/2023	87.5500	92.6000
100,000	1,000.00	1,000.00	2.70	25/05/2026	5	---	5	---	1	COSTAMARE PARTICIPATIONS PLC (Non Convertible)	3.1500	4.2280	95.3700	95.4500	95.3753	95.4020	03/07/2023	108,000	103,345.50	95.3701	B	34/07/2023	92.1400	97.0000
300,000	1,000.00	1,000.00	2.30	20/07/2028	7	---	4	---	1	PRODEA REIC S.A.(Non Convertible)	10.6694	5.6800	85.0100	85.7000	85.5666	85.2070	03/07/2023	244,000	211,130.63	85.3000	B	34/07/2023	82.0100	86.2000
150,000	1,000.00	1,000.00	2.65	22/10/2026	5	---	4	---	1	CPLP SHIPPING HOLDINGS PLC (Non Convertible)	5.3736	4.6430	93.5001	93.9994	93.6091	93.8830	03/07/2023	12,000	11,297.58	93.5001	B	34/07/2023	92.5500	96.0000
500,000	1,000.00	1,000.00	2.75	03/07/2027	7	---	7	---	1	GEK TERNA S.A. (Non Convertible)	0.2292	4.7210	91.9200	92.9800	91.9447	92.3750	03/07/2023	173,000	159,444.15	91.9200	B	34/07/2023	86.8000	94.4535
120,000	1,000.00	1,000.00	2.65	06/12/2028	7	---	4	---	1	NOVAL PROPERTY REIC (Non Convertible)	2.2083	5.1600	87.0502	88.3000	88.3000	87.1500	03/07/2023	48,000	42,339.50	87.5000	B	34/07/2023	84.3700	90.8700
120,000	1,000.00	1,000.00	3.95	04/04/2025	7	---	11	---	1	GEK TERNA S.A. (Non Convertible)	10.2042	3.7430	99.0000	99.8000	99.0324	99.0000	03/07/2023	54,000	54,028.53	99.0020	B	34/07/2023	97.5523	100.5000
100,000	1,000.00	1,000.00	2.95	11/02/2027	5	---	3	---	1	SAFE BULKERS PARTICIPATIONS PLC (Non Convertible)	11.7181	5.0040	92.9999	92.9999	92.9999	92.3040	03/07/2023	1,000	941.72	92.3001	B	34/07/2023	89.9269	97.0000
230,000	1,000.00	1,000.00	4.70	12/07/2029	7	---	2	---	1	LAMDA DEVELOPMENT S.A. (Non convertible)	22.8472	4.6680	98.5000	100.2000	99.1166	99.8160	03/07/2023	150,000	151,490.79	98.9500	B	34/07/2023	94.9889	101.0000
100,000	1,000.00	1,000.00	4.40	26/07/2029	7	---	2	---	1	CPLP SHIPPING HOLDINGS PLC (Non Convertible)	19.6778	4.6240	97.3001	98.3000	97.9999	98.6000	03/07/2023	48,000	47,982.24	97.5600	B	34/07/2023	97.2369	100.8000
200,000	1,000.00	1,000.00	3.60	12/03/2026	7	---	9	---	1	AEGEAN AIRLINES S.A. (Non Convertible)	11.5000	3.9990	97.3600	98.0000	97.4700	97.5710	03/07/2023	29,000	28,599.80	97.5200	B	34/07/2023	95.6301	98.9000
150,000	1,000.00	1,000.00	2.60	22/10/2026	7	---	8	---	1	TERNA ENERGY FINANCE S.A. (Non Convertible)	5.2722	4.4720	93.1000	93.5000	93.2750	93.3250	03/07/2023	116,000	108,869.69	93.2000	B	34/07/2023	92.5000	95.7400
100,000	1,000.00	1,000.00	2.80	25/01/2027	5	---	3	---	1	PREMIA S.A. (Non Convertible)	12.6000	5.2270	91.9753	91.9753	91.9753	90.6610	03/07/2023	1,000	932.35	90.6773	B	34/07/2023	87.6862	95.9899
175,000	1,000.00	1,000.00	3.40	26/07/2024	5	---	8	---	1	ATTICA HOLDINGS S.A. (Non Convertible)	15.2056	4.7970	97.7002	97.9001	97.9000	97.7500	03/07/2023	193,000	191,734.51	97.9000	B	34/07/2023	96.6179	98.9000
250,000	1,000.00	1,000.00	2.45	16/11/2028	7	---	4	---	1	ELVALHALCOR S.A. (Non Convertible)	3.4708	4.8770	87.7000	88.7000	88.7000	88.5000	03/07/2023	70,000	61,990.06	87.7009	B	34/07/2023	85.6375	91.0000

Corporate Bonds Notes

Transactions Volume = (Pieces) * (Nominal Price). Transactions Value = (Pieces) * (Nominal Price) * (price %) + (Accrued interest).
The price of a Bond is stated as a percentage (%) of Bond's Nominal Price.
Nominal Price in Euros (€), except if it is noted differently.

Government Bonds

Number Listed Bonds	Nominal price	Today's Rate	Accrued Interest Calc	Exp. Date [1]	Duration (years)	Note	Coupons Date	Curr. coupon value	Trading Unit	Government Bonds	Price min	Price max	Closing price	Previous closing price/date	Volume	Transactions Value	Price	Last order Buy / Sell	Date
4,500,000	1,000.00	1.88	Actual/Actual	04/02/2035	15	---	04/02	1.88	1	GGB-FXD-040235-15Y-1.875-1.000	---	---	---	---	---	---	---	---	---
2,500,000	1,000.00	3.45	Actual/Actual	02/04/2024	5	---	02/04	3.45	1	GGB-FXD-020424-05Y-3.450-1.000	---	---	---	---	---	---	---	---	---
6,000,000	1,000.00	0.75	Actual/Actual	18/06/2031	10	---	18/06	0.75	1	GGB-FXD-180631-10Y-0.750-1.000	---	---	---	---	---	---	---	---	---
2,500,000	1,000.00	3.88	Actual/Actual	15/06/2028	5	---	15/06	3.88	1	GGB-FXD-150628-05Y-3.875-1.000	---	---	---	---	---	---	---	---	---
5,962,747,327	1.00	3.75	Actual/Actual	30/01/2028	10	---	/02 - 01/02 - 31/	3.75	1	GGB-FXD-300128-10Y-3.750-1.00	---	---	---	85.4610 13/07/2018	---	---	1.0000	B	28/11/2018
7,067,309,386	1.00	3.90	Actual/Actual	30/01/2033	15	---	/02 - 01/02 - 31/	3.90	1	GGB-FXD-300133-15Y-3.900-1.00	---	---	---	78.6730 13/07/2018	---	---	1.0000	B	28/11/2018
5,622,848,349	1.00	4.00	Actual/Actual	30/01/2037	19	---	/02 - 01/02 - 31/	4.00	1	GGB-FXD-300137-19Y-4.000-1.00	---	---	---	77.0370 13/07/2018	---	---	1.0000	B	28/11/2018
5,476,770,669	1.00	4.20	Actual/Actual	30/01/2042	24	---	/02 - 01/02 - 31/	4.20	1	GGB-FXD-300142-24Y-4.200-1.00	---	---	---	77.7640 13/07/2018	---	---	1.0000	B	28/11/2018
48,794,718	1.00	4.30	Actual/Actual	24/02/2024	12	---	24/02	4.30	1	GGB-FXD-240224-12Y-2.000-1.00	---	---	---	10.0000 22/06/2015	---	---	---	---	---
40,248,141	1.00	4.30	Actual/Actual	24/02/2025	13	---	24/02	4.30	1	GGB-FXD-240225-13Y-2.000-1.00	---	---	---	10.0000 22/06/2015	---	---	---	---	---
59,586,043	1.00	4.30	Actual/Actual	24/02/2026	14	---	24/02	4.30	1	GGB-FXD-240226-14Y-2.000-1.00	---	---	---	10.0000 22/06/2015	---	---	---	---	---
41,118,344	1.00	4.30	Actual/Actual	24/02/2027	15	---	24/02	4.30	1	GGB-FXD-240227-15Y-2.000-1.00	---	---	---	10.0000 22/06/2015	---	---	---	---	---
45,137,734	1.00	4.30	Actual/Actual	24/02/2028	16	---	24/02	4.30	1	GGB-FXD-240228-16Y-2.000-1.00	---	---	---	10.0000 22/06/2015	---	---	---	---	---
61,768,888	1.00	4.30	Actual/Actual	24/02/2029	17	---	24/02	4.30	1	GGB-FXD-240229-17Y-2.000-1.00	---	---	---	10.0000 22/06/2015	---	---	---	---	---
54,567,744	1.00	4.30	Actual/Actual	24/02/2030	18	---	24/02	4.30	1	GGB-FXD-240230-18Y-2.000-1.00	---	---	---	10.0000 22/06/2015	---	---	---	---	---
37,541,515	1.00	4.30	Actual/Actual	24/02/2031	19	---	24/02	4.30	1	GGB-FXD-240231-19Y-2.000-1.00	---	---	---	10.0000 22/06/2015	---	---	---	---	---
37,558,317	1.00	4.30	Actual/Actual	24/02/2032	20	---	24/02	4.30	1	GGB-FXD-240232-20Y-2.000-1.00	---	---	---	10.0000 22/06/2015	---	---	---	---	---
37,473,732	1.00	4.30	Actual/Actual	24/02/2033	21	---	24/02	4.30	1	GGB-FXD-240233-21Y-2.000-1.00	---	---	---	10.0000 22/06/2015	---	---	---	---	---
33,888,293	1.00	4.30	Actual/Actual	24/02/2034	22	---	24/02	4.30	1	GGB-FXD-240234-22Y-2.000-1.00	---	---	---	10.0000 22/06/2015	---	---	---	---	---
35,177,800	1.00	4.30	Actual/Actual	24/02/2035	23	---	24/02	4.30	1	GGB-FXD-240235-23Y-2.000-1.00	---	---	---	10.0000 22/06/2015	---	---	---	---	---
35,547,268	1.00	4.30	Actual/Actual	24/02/2036	24	---	24/02	4.30	1	GGB-FXD-240236-24Y-2.000-1.00	---	---	---	10.0000 22/06/2015	---	---	---	---	---
40,246,306	1.00	4.30	Actual/Actual	24/02/2037	25	---	24/02	4.30	1	GGB-FXD-240237-25Y-2.000-1.00	---	---	---	10.0000 22/06/2015	---	---	---	---	---
37,643,952	1.00	4.30	Actual/Actual	24/02/2038	26	---	24/02	4.30	1	GGB-FXD-240238-26Y-2.000-1.00	---	---	---	10.0000 22/06/2015	---	---	---	---	---
36,977,100	1.00	4.30	Actual/Actual	24/02/2039	27	---	24/02	4.30	1	GGB-FXD-240239-27Y-2.000-1.00	---	---	---	10.0000 22/06/2015	---	---	---	---	---
41,615,000	1.00	4.30	Actual/Actual	24/02/2040	28	---	24/02	4.30	1	GGB-FXD-240240-28Y-2.000-1.00	---	---	---	10.0000 22/06/2015	---	---	---	---	---
42,227,208	1.00	4.30	Actual/Actual	24/02/2041	29	---	24/02	4.30	1	GGB-FXD-240241-29Y-2.000-1.00	---	---	---	10.0000 22/06/2015	---	---	---	---	---
68,288,487	1.00	4.30	Actual/Actual	24/02/2042	30	---	24/02	4.30	1	GGB-FXD-240242-30Y-2.000-1.00	---	---	---	10.0000 22/06/2015	---	---	---	---	---
4,000,000	1,000.00	3.88	Actual/Actual	12/03/2029	10	---	12/03	3.88	1	GGB-FXD-120329-10Y-3.875-1.000	---	---	---	---	---	---	100.0000	B	15/10/2019
4,500,000	1,000.00	0.00	Actual/Actual	12/02/2026	5	---	12/02	0.00	1	GGB-FXD-120226-05Y-0.000-1.000	---	---	---	---	---	---	---	---	---
3,000,000	1,000.00	3.38	Actual/Actual	15/02/2025	7	---	15/02	3.38	1	GGB-FXD-150225-07Y-3.375-1.000	---	---	---	---	---	---	---	---	---
964,000	1,000.00	3.25	Actual/Actual	20/03/2025	6	---	20/03	3.25	1	GGB-FXD-200325-06Y-3.250-1.000	---	---	---	---	---	---	---	---	---
2,100,000	1,000.00	3.55	Actual/Actual	20/03/2026	7	---	20/03	3.55	1	GGB-FXD-200326-07Y-3.550-1.000	---	---	---	---	---	---	---	---	---
40,000	1,000.00	2.18	FLR Actual/360	16/09/2023	1	---	16/03 - 16/09	---	1	GGB-FLT-160923-01Y-2.178-1.000	---	---	---	---	---	---	---	---	---
5,500,000	1,000.00	1.50	Actual/Actual	18/06/2030	10	---	18/06	1.50	1	GGB-FXD-180630-10Y-1.500-1.000	---	---	---	---	---	---	---	---	---

Government Bonds Notes

Transactions Volume = (Pieces) * (Nominal Price). Transactions Value = (Pieces) * (Nominal Price) * (price %) + (Accrued interest).
The Value of current coupon for the issues with NV 0.01 euro refers to NV 100 euros
FLR: Floating Interest Rate.
[1] - The Expiration Date of the interest bearing period and the Date for coupon payment.

Government Bonds

Number Listed Bonds	Nominal price	Today's Rate	Accrued Interest Calc	Exp. Date [1]	Duration (years)	Note	Coupons Date	Curr. coupon value	Trading Unit	Government Bonds	Price min	Price max	Closing price	Previous closing price/date	Volume	Transactions Value	Price	Last order Buy / Sell	Date
5,364,250	1,000.00	3.25	Actual/Actual	20/03/2050	30	---	20/03	3.25	1	GGB-FXD-200350-30Y-3.250-1.000	---	---	---	---	---	---	---	---	---
3,924,361	1,000.00	2.00	Actual/Actual	22/04/2027	7	---	22/04	2.00	1	GGB-FXD-220427-07Y-2.000-1.000	---	---	---	---	---	---	99.9000	B	22/04/2020
2,500,000	1,000.00	1.88	Actual/Actual	23/07/2026	7	---	23/07	1.88	1	GGB-FXD-230726-07Y-1.875-1.000	---	---	---	---	---	---	---	---	---
4,050,000	1,000.00	4.25	Actual/Actual	15/06/2033	10	---	15/06	4.25	1	GGB-FXD-150633-10Y-4.250-1.000	---	---	---	---	---	---	---	---	---
3,500,000	1,000.00	1.88	Actual/Actual	24/01/2052	30	---	24/01	1.88	1	GGB-FXD-240152-30Y-1.875-1.000	---	---	---	---	---	---	---	---	---
3,700,000	1,000.00	1.75	Actual/Actual	18/06/2032	10	---	18/06	1.75	1	GGB-FXD-180632-10Y-1.750-1.000	---	---	---	---	---	---	---	---	---
2,200,000	1,000.00	1.13	FLR Actual/360	15/12/2027	5	---	- 15/12 - 15/03 -	---	1	GGB-FLT-151227-05Y-1.130-1.000	---	---	---	---	---	---	102.1600	B	30/12/2022

Government Bonds Notes

Transactions Volume = (Pieces) * (Nominal Price). Transactions Value = (Pieces) * (Nominal Price) * (price %) + (Accrued interest).
The Value of current coupon for the issues with NV 0.01 euro refers to NV 100 euros
FLR: Floating Interest Rate.
[1] - The Expiration Date of the interest bearing period and the Date for coupon payment.

Treasury Bills & Zero Coupon Government Bonds

	13-Week Maturity									26-Week Maturity								52-Week Maturity									
Issue Date	Exp. Date	Initial Rate	Num Listed Bonds	Nominal price	Issue price	Last Trade Price	Last Trade Date	Volume Traded	Note	Exp. Date	Initial Rate	Num Listed Bonds	Nominal price	Issue price	Last Trade Price	Last Trade Date	Volume Traded	Note	Exp. Date	Initial Rate	Num Listed Bonds	Nominal price	Issue price	Last Trade Price	Last Trade Date	Volume Traded	Note
09/09/2022	---	---	---	---	---	---	---	---	---	---	---	---	---	---	---	---	---	---	08/09/2023	1.97	1,000,000	1,000.00	980.47	---	---	---	---
09/12/2022	---	---	---	---	---	---	---	---	---	---	---	---	---	---	---	---	---	---	08/12/2023	2.73	600,000	1,000.00	973.10	---	---	---	---
10/03/2023	---	---	---	---	---	---	---	---	---	---	---	---	---	---	---	---	---	---	08/03/2024	3.75	1,000,000	1,000.00	963.46	---	---	---	---
09/06/2023	---	---	---	---	---	---	---	---	---	---	---	---	---	---	---	---	---	---	07/06/2024	3.84	1,600,000	1,000.00	962.60	---	---	---	---

Bonds in Circulation	Currency / Min nominal traded Value	Coupons Payment Date	Current Coupon Value	Note	Coupon	Trading Unit	Issue Date	Duration (years)	Today's Interest	A.I.C in days	Bonds	Last price of previous days		Last Outcry in Cash (euro)			Trades in	Life	Life
													Price	Buy / Sell	Date	Pieces	min	Max	
Corporate Bonds in Foreign Currency and Euro																			
103,746	GBP / 10	01/12	0.25	---	64	1	01/12/1930	98	2.5	360	National Mortgage Bank	2.27	05/02/1996	2.27	S	05/02/1996	---	2.27	2.27
0	GBP / 10	01/12	0.25	---	66	1	01/12/1928	100	2.5	360	National Mortgage Bank	---	---	---	---	---	---	---	---

Government Bonds Notes

A.I.C: Accrued Interest Calculation base.
FLR: Floating Interest Rate.
The minimum tradeable Nominal Value for all Demeterialised Government Titles is 100 Euros.
(μτφρ-0)

Athex & ATHEXClear Members List

Member Name			Stock Market			Derivatives Market		ATHEXClear Member	
Address	Phone	Fax	Market Member	Remote Member	Market Maker	Proprietary	Market Maker	General Clearing	Direct Clearing
A. SARRIS SECURITIES S.A.			a						
6, ΔΡΑΓΑΤΣΑΝΙΟΥ 6 ATHINA	2103367700								
AEONIC SECURITIES C.I.F. P.L.C.			a						
, ΛΑΪΟΥ 6, ΓΡ. 301B, ANNA COURT	35725337600								
ALPHA BANK S.A.								a	
, ΣΤΑΔΙΟΥ 40 ATHINA	2103260000								
ALPHA FINANCE INVESTMENT SERVICES SINGLE MEMBER SA			a		a	a	a		a
5, ΠΑΝΕΠΙΣΤΗΜΙΟΥ 45 ATHINA	2103677400								
ARGUS STOCKBROKERS LTD			a	a		a			
25 , 25 ΛΕΩΦΟΡΟΣ ΔΗΜΟΣΘΕΝΗ ΣΕΒΕΡΗ	0035722717000								
ATLANTIC SECURITIES LTD			a	a					
37, ΠΡΟΔΡΟΜΟΥ 37	0035722445400								
AXON SECURITIES S.A.			a			a			
48, ΣΤΑΔΙΟΥ 48 ATHINA	2103363800								
BETA SECURITIES S.A.			a		a	a			a
29 , Λ.ΑΛΕΞΑΝΔΡΑΣ 29 ATHINA	2106478930								
BNP PARIBAS S.A.								a	
, ΛΑΜΨΑΚΟΥ 2 ATHINA	2107468525								
BOFA SECURITIES EUROPE SA			a	a					
, 112 AVENUE KL?BER 75116	+33 153655555								
CAPITAL SECURITIES S.A.			a			a			
58, ΜΗΤΡΟΠΟΛΕΩΣ 58 ATHINA	2103369700								
CITIGROUP GLOBAL MARKETS EUROPE AG			a	a					
16, REUTERWEG 16	+49 691366-0								
CITIGROUP GLOBAL MARKETS LIMITED			a						
1, 33 CANADA SQUARE -CANARY WHARF	+44 02079864000								
CREDIT SUISSE BANK (EUROPE), S.A.			a	a					
, CALLE AYALA 42, 3A PLANTA-B MADRID	+34917916000								
CREDIT SUISSE SECURITIES (EUROPE) LIMITED			a						
1 , ONE CABOT SQUARE LONDON	+44 2078888888								
CYCLOS SECURITIES S.A.			a			a			
39, ΧΑΡΙΛΑΟΥ ΤΡΙΚΟΥΠΗ 6-8-10 ATHINA	2103364300								
DEUTSCHE BANK S.A.				a					
1 , GREAT WINCHESTER STREET LONDON	+44 20 754 54209	00441133361437							
EUROBANK EQUITIES INVESTMENT FIRM SINGLE MEMBER SA			a		a	a	a		a
, ΦΙΛΕΛΛΗΝΩΝ 10 & ΞΕΝΟΦΩΝΤΟΣ 13 ATHINA	2103720425								
EUROBANK S.A.								a	
, ΟΘΩΝΟΣ 8 ATHINA	2144043907								
EUROCORP INVESTMENT SERVICES S.A.			a			a			a
14, ΠΛ.ΦΙΛΙΚΗΣ ΕΤΑΙΡΕΙΑΣ 14 ATHINA	2107263600								
EUOTRUST INVESTMENT FIRM SA			a						
113, ΣΕΒΑΣΤΟΥΠΟΛΕΩΣ 113 ATHINA	2103363100								
EUROXX SECURITIES S.A.			a		a	a	a		a
7, ΠΑΛΑΙΟΛΟΓΟΥ ΧΑΛΑΝΔΡΙ	(210)-6879400	(210)-6879401							
7, PALEOLOGOU CHALANDRI	+30 2106879400	210-6879401							
FREEDOM FINANCE EUROPE LTD			a	a					
, ΧΡΙΣΤΑΚΗ ΚΡΑΝΟΥ 20	035725257786								
G. A. PERVANAS SECURITIES- INVESTMENT SERVICES S.A.			a						
7-9, ΣΟΦΟΚΛΕΟΥΣ 7-9 ATHINA	2103727200								
GLOBAL CAPITAL SECURITIES & FINANCIAL SERVICES LTD			a	a					
50, Λ.ΑΡΧΙΕΠΙΣΚΟΠΟΥ ΜΑΚΑΡΙΟΥ Γ'50	0035722710710								
GREENPOST TRADING EUROPE LTD			a	a	a				
, KIMONOS 3, ACROPOLIS MANSIONS, 2ND FLOOR, FLAT/OFFICE 202	035722521389								
HELLENIC AMERICAN SECURITIES S.A.			a		a	a			a
27, ΑΝΔΡΕΑ ΠΑΠΑΝΔΡΕΟΥ 27 MAROUSI	2103311100								
HELLENIC BANK (INVESTMENTS) LTD				a					
, AVE.KYRIAKOU MATSI 31 - PO BOX 24747 NICOSIA	+357 22500100	357 22500110							
HSBC CONTINENTAL EUROPE								a	
109-111, Λ.ΜΕΣΟΓΕΙΩΝ 109-111	2106960000								
INDEX SECURITIES S.A.			a						
6, ΔΡΑΓΑΤΣΑΝΙΟΥ 6 ATHINA	2103213920								
J. CHR. MAVRIKIS SECURITIES S.A.			a						
5, ΣΟΦΟΚΛΕΟΥΣ 5 ATHINA	2103216730								

Athex & ATHEXClear Members List

Member Name			Stock Market			Derivatives Market		ATHEXClear Member	
Address	Phone	Fax	Market Member	Remote Member	Market Maker	Proprietary	Market Maker	General Clearing	Direct Clearing
KAPPA SECURITIES S.A.			a			a			
15, ΒΑΛΛΑΡΙΤΟΥ 15 ATHINA	2103678600								
KARAMANOF SECURITIES & INVESTMENT SERVICES S.A.			a						
2, ΠΛ.ΑΓ.ΘΕΟΔΩΡΩΝ 2 ATHINA	2103212947								
LAIKI FINANCIAL SERVICES LTD				a					
26, AVE. VYRONOS NICOSIA	357 22367367	357 22718567							
LEON DEPOLAS SECURITIES S.A.			a		a	a			
1, ΧΡΗΣΤΟΥ ΛΑΔΑ 1 ATHINA	2103213276 -28								
MEGA EQUITY SECURITIES & FINANCIAL SERVICES PUBLIC LTD			a	a		a			
42-44, ΛΕΩΦ.ΓΡΙΒΑΔΙΓΕΝΗ 42-44	0035722711711								
MERIT SECURITIES S.A			a		a	a			a
5, ΣΟΦΟΚΛΕΟΥΣ 5 ATHINA	2103671880								
MERRILL LYNCH INTERNATIONAL			a						
2 , 2 KING EDWARD STREET LONDON	+44 20276281000								
N. CHRYSOCHOIDIS SECURITIES S.A.			a			a			a
7-9, ΣΟΦΟΚΛΕΟΥΣ 7-9 ATHINA	2103213913								
NATIONAL BANK OF GREECE S.A.			a			a		a	
86, ΑΙΟΛΟΥ STR. ATHINA	(210)-3341000	(210)-3228187							
68, ΑΚΑΔΙΜΙΑΣ STR. ATHINA	(210)-3328817	(210)-3328678							
NATIONAL SECURITIES SINGLE MEMBER SA			a		a	a	a		
66, ΛΕΩΦΟΡΟΣ ΑΘΗΝΩΝ 128-132 & ΙΦΙΓΕΝΙΑΣ ATHINA	2103328784								
NUNTIVS BROKERAGE AND INVESTMENT SERVICES S.A			a						
6, ΔΡΑΓΑΤΣΑΝΙΟΥ 6 ATHINA	2103350599								
ONE PLUS CAPITAL LIMITED			a	a					
, 75 PRODROMOU AVENUE NICOSIA 1307	35722873760								
OPTIMA BANK S.A.			a		a	a	a	a	
32 , ΑΙΓΙΑΛΕΙΑΣ 32 & ΠΑΡΑΔΕΙΣΟΥ MAROUSI	2108173663								
PANCRETA BANK S.A								a	
, ΙΚΑΡΟΥΣ 5	2810 338800								
PANTELAKIS SECURITIES S.A.			a		a	a	a		
57, ΕΘΝΙΚΗΣ ΑΝΤΙΣΤΑΣΕΩΣ 57, ΚΤΙΡΙΟ Β CHALANDRI	2106965000								
PEGASUS SECURITIES S.A			a			a			
17 , ΒΑΛΛΑΡΙΤΟΥ 17 & ΑΜΕΡΙΚΗΣ ATHINA	2103670700								
PIRAEUS BANK S.A.			a			a		a	
, ΑΜΕΡΙΚΗΣ 4 ATHINA	2103335000								
PIRAEUS SECURITIES S. A.			a		a	a	a		a
10, ΣΤΑΔΙΟΥ 10 ATHINA	2103354100								
PROCHOICE SECURITIES LTD			a	a					
57, ΛΕΩΦ.ΣΠΥΡΟΥ ΚΥΠΡΙΑΝΟΥ 57, ΑΚΙΝΗΤΑ Φ	035724661192								
SHARELINK SECURITIES & FINANCIAL SERVICES LTD			a			a			
6 , HOUSE-ΘΕΟΤΟΚΗ 6 ΜΕΓΑΡΟ ΕΛΛΗΝΑ	+357 22554200								
SOCIETE GENERALE S.A.			a	a		a			
, 17 COURS VALMY, CEDEX	+157290504								
SOLIDUS SECURITIES S.A			a			a			a
64, ΛΟΥΙΖΗΣ ΡΙΑΝΚΟΥΡ 64 ATHINA	2106900600								
ST. EM. LAVRENTAKIS SECURITIES S.A.			a			a			
7-9, ΣΟΦΟΚΛΕΟΥΣ 7-9 ATHINA	2103213336								
THE CYPRUS INVESTMENT & & SECURITIES CORPORATION LTD			a	a					
154, ΑΓΙΟΥ ΠΡΟΚΟΠΙΟΥ & ΠΟΣΕΙΔΩΝΟΣ 1	00357222121700								
UBS EUROPE SE			a	a					
, OPERNTURM, BOCKENHEIMER LANDSTRASSE 2-4	496921790								
UBS LIMITED				a					
1 , FINSBURY AVENUE LONDON	+44 2075687135								

List of Stocks under Market Making operations

Securities	Stock Category
Market Maker	Start Market Making
MLS MULTIMEDIA SA (CR)	Suspension Status
PIRAEUS SECURITIES S. A.	01/08/2019
ALPHA ETF FTSE Athex Large Cap	Exchange Traded Funds (ETFs)
ALPHA FINANCE INVESTMENT SERVICES SINGLE MEMBER SA	02/01/1900
NATIONAL SECURITIES SINGLE MEMBER SA	02/01/1900
ADMIE (IPTO) HOLDING S.A. (CR)	Main Market
EUROBANK EQUITIES INVESTMENT FIRM SINGLE MEMBER SA	24/05/2021
HELLENIC AMERICAN SECURITIES S.A.	09/03/2020
PIRAEUS SECURITIES S. A.	29/06/2017
AEGEAN AIRLINES (CR)	Main Market
EUROBANK EQUITIES INVESTMENT FIRM SINGLE MEMBER SA	22/09/2020
ALPHA SERVICES HOLD (CR)	Main Market
ALPHA FINANCE INVESTMENT SERVICES SINGLE MEMBER SA	29/02/2016
EUROBANK EQUITIES INVESTMENT FIRM SINGLE MEMBER SA	22/10/2006
GREENPOST TRADING EUROPE LTD	12/06/2023
HELLENIC AMERICAN SECURITIES S.A.	25/07/2014
LEON DEPOLAS SECURITIES S.A.	04/01/2016
MERIT SECURITIES S.A	03/09/2012
NATIONAL SECURITIES SINGLE MEMBER SA	02/01/1900
PIRAEUS SECURITIES S. A.	28/05/2009
ALPHA TRUST (CR)	Main Market
EUROBANK EQUITIES INVESTMENT FIRM SINGLE MEMBER SA	06/02/2023
LEON DEPOLAS SECURITIES S.A.	04/01/2021
ANDROMEDA SA (CR)	Main Market
BETA SECURITIES S.A.	15/02/2021
OPTIMA BANK S.A.	03/04/2023
ATTICA BANK S.A. (CR)	Main Market
EUROXX SECURITIES S.A.	22/01/2016
PIRAEUS SECURITIES S. A.	20/09/2017
AUSTRIACARD (CB)	Main Market
BETA SECURITIES S.A.	23/03/2023
EUROBANK EQUITIES INVESTMENT FIRM SINGLE MEMBER SA	15/05/2023
AUTOHELLAS SA (CR)	Main Market
ALPHA FINANCE INVESTMENT SERVICES SINGLE MEMBER SA	01/07/2019
EUROXX SECURITIES S.A.	02/07/2018
AVAX S.A. (CR)	Main Market
EUROBANK EQUITIES INVESTMENT FIRM SINGLE MEMBER SA	14/12/2015
PIRAEUS SECURITIES S. A.	01/02/2021
AVE (CR)	Main Market
EUROXX SECURITIES S.A.	05/06/2020
BRIQ PROPERTIES (CR)	Main Market
EUROBANK EQUITIES INVESTMENT FIRM SINGLE MEMBER SA	09/09/2019
LEON DEPOLAS SECURITIES S.A.	22/02/2021
CC HBC AG (CR)	Main Market
BETA SECURITIES S.A.	08/03/2021
NATIONAL SECURITIES SINGLE MEMBER SA	02/01/1900
PIRAEUS SECURITIES S. A.	04/05/2015
CENERGY HOLDINGS (CB)	Main Market
ALPHA FINANCE INVESTMENT SERVICES SINGLE MEMBER SA	02/01/2016
EUROBANK EQUITIES INVESTMENT FIRM SINGLE MEMBER SA	02/01/2016
OPTIMA BANK S.A.	14/03/2022
PANTELAKIS SECURITIES S.A.	27/12/2022
CNL CAPITAL (CR)	Main Market
MERIT SECURITIES S.A	01/10/2018
DIMAND (CR)	Main Market
ALPHA FINANCE INVESTMENT SERVICES SINGLE MEMBER SA	08/08/2022
EUROBANK EQUITIES INVESTMENT FIRM SINGLE MEMBER SA	08/08/2022
PANTELAKIS SECURITIES S.A.	15/05/2023
EKTER SA (CR)	Main Market
BETA SECURITIES S.A.	26/09/2022
EUROBANK EQUITIES INVESTMENT FIRM SINGLE MEMBER SA	16/10/2017
LEON DEPOLAS SECURITIES S.A.	21/05/2018
ELASTRON (CR)	Main Market
LEON DEPOLAS SECURITIES S.A.	20/02/2017

List of Stocks under Market Making operations

Securities	Stock Category
Market Maker	Start Market Making
ELLAKTOR (CR)	Main Market
ALPHA FINANCE INVESTMENT SERVICES SINGLE MEMBER SA	18/03/2019
EUROBANK EQUITIES INVESTMENT FIRM SINGLE MEMBER SA	01/06/2012
EUROXX SECURITIES S.A.	24/09/2018
NATIONAL SECURITIES SINGLE MEMBER SA	02/01/1900
PIRAEUS SECURITIES S. A.	22/10/2018
ELTON SA (CR)	Main Market
BETA SECURITIES S.A.	03/09/2012
EUROBANK EQUITIES INVESTMENT FIRM SINGLE MEMBER SA	28/11/2022
OPTIMA BANK S.A.	30/01/2023
ELVALHALCOR (CR)	Main Market
ALPHA FINANCE INVESTMENT SERVICES SINGLE MEMBER SA	07/05/2018
BETA SECURITIES S.A.	09/01/2023
EUROBANK EQUITIES INVESTMENT FIRM SINGLE MEMBER SA	07/05/2018
ENTERSOFT (CR)	Main Market
ALPHA FINANCE INVESTMENT SERVICES SINGLE MEMBER SA	23/03/2023
EUROBANK EQUITIES INVESTMENT FIRM SINGLE MEMBER SA	22/06/2020
EUROBANK HOLDINGS (CR)	Main Market
ALPHA FINANCE INVESTMENT SERVICES SINGLE MEMBER SA	09/01/2006
EUROBANK EQUITIES INVESTMENT FIRM SINGLE MEMBER SA	01/06/2012
GREENPOST TRADING EUROPE LTD	12/06/2023
HELLENIC AMERICAN SECURITIES S.A.	25/07/2014
LEON DEPOLAS SECURITIES S.A.	30/11/2018
MERIT SECURITIES S.A	06/11/2017
NATIONAL SECURITIES SINGLE MEMBER SA	02/01/1900
PIRAEUS SECURITIES S. A.	28/09/2009
EUROCONSULTANTS S.A. (CR)	Main Market
OPTIMA BANK S.A.	01/02/2023
EYDAP S.A. (CR)	Main Market
ALPHA FINANCE INVESTMENT SERVICES SINGLE MEMBER SA	27/01/2020
EUROBANK EQUITIES INVESTMENT FIRM SINGLE MEMBER SA	10/06/2019
FOURLIS (CR)	Main Market
EUROBANK EQUITIES INVESTMENT FIRM SINGLE MEMBER SA	01/12/2016
PIRAEUS SECURITIES S. A.	06/03/2017
GEK TERNA (CR)	Main Market
BETA SECURITIES S.A.	08/03/2021
EUROBANK EQUITIES INVESTMENT FIRM SINGLE MEMBER SA	24/05/2021
PIRAEUS SECURITIES S. A.	29/08/2019
GR. SARANTIS S.A. (CR)	Main Market
BETA SECURITIES S.A.	14/05/2012
EUROBANK EQUITIES INVESTMENT FIRM SINGLE MEMBER SA	24/10/2016
HELLENIC EXCHANGES-A.S.E. (CR)	Main Market
HELLENIC AMERICAN SECURITIES S.A.	01/09/2014
NATIONAL SECURITIES SINGLE MEMBER SA	02/01/1900
PIRAEUS SECURITIES S. A.	04/05/2015
HELLENIQ ENERGY (CR)	Main Market
HELLENIC AMERICAN SECURITIES S.A.	14/09/2015
PIRAEUS SECURITIES S. A.	20/03/2017
IDEAL HOLDINGS (CR)	Main Market
EUROBANK EQUITIES INVESTMENT FIRM SINGLE MEMBER SA	07/06/2021
PIRAEUS SECURITIES S. A.	07/06/2021
INTERCONTINENTAL (CR)	Main Market
LEON DEPOLAS SECURITIES S.A.	03/06/2019
INTERLIFE G.C.I.(CR)	Main Market
BETA SECURITIES S.A.	24/10/2022
INTERWOOD-XYLEMPORIA (CR)	Main Market
EUROBANK EQUITIES INVESTMENT FIRM SINGLE MEMBER SA	05/07/2021
PANTELAKIS SECURITIES S.A.	01/07/2021
INTRAKAT (CR)	Main Market
BETA SECURITIES S.A.	04/10/2021
PANTELAKIS SECURITIES S.A.	10/10/2022
JUMBO SA (CR)	Main Market
BETA SECURITIES S.A.	01/02/2021
EUROBANK EQUITIES INVESTMENT FIRM SINGLE MEMBER SA	25/05/2020
GREENPOST TRADING EUROPE LTD	12/06/2023
MERIT SECURITIES S.A	06/11/2017
PIRAEUS SECURITIES S. A.	06/03/2017
KLOUKINAS - LAPPAS SA (CR)	Main Market
OPTIMA BANK S.A.	02/01/2023

List of Stocks under Market Making operations

Securities	Stock Category
Market Maker	Start Market Making
KRI-KRI S.A. (CR)	Main Market
EUROBANK EQUITIES INVESTMENT FIRM SINGLE MEMBER SA	07/05/2018
LEON DEPOLAS SECURITIES S.A.	16/01/2017
LAMDA DEVELOPMENT SA (CR)	Main Market
EUROBANK EQUITIES INVESTMENT FIRM SINGLE MEMBER SA	08/12/2014
PANTELAKIS SECURITIES S.A.	06/11/2017
PIRAEUS SECURITIES S. A.	29/06/2017
LAMPSA HOTEL SA (CR)	Main Market
LEON DEPOLAS SECURITIES S.A.	16/01/2017
MIG (CR)	Main Market
PIRAEUS SECURITIES S. A.	02/02/2009
MOTOR OIL (CR)	Main Market
BETA SECURITIES S.A.	08/03/2021
EUROBANK EQUITIES INVESTMENT FIRM SINGLE MEMBER SA	22/10/2006
GREENPOST TRADING EUROPE LTD	12/06/2023
LEON DEPOLAS SECURITIES S.A.	01/04/2019
MERIT SECURITIES S.A	25/02/2019
NATIONAL SECURITIES SINGLE MEMBER SA	02/01/1900
PIRAEUS SECURITIES S. A.	04/05/2015
MPLE KEDROS (CR)	Main Market
MERIT SECURITIES S.A	30/09/2022
MYTILINEOS (CR)	Main Market
ALPHA FINANCE INVESTMENT SERVICES SINGLE MEMBER SA	15/04/2019
BETA SECURITIES S.A.	11/04/2022
EUROBANK EQUITIES INVESTMENT FIRM SINGLE MEMBER SA	20/09/2017
GREENPOST TRADING EUROPE LTD	12/06/2023
MERIT SECURITIES S.A	25/02/2019
NATIONAL SECURITIES SINGLE MEMBER SA	02/01/1900
PIRAEUS SECURITIES S. A.	04/05/2015
NATIONAL BANK (CR)	Main Market
ALPHA FINANCE INVESTMENT SERVICES SINGLE MEMBER SA	09/01/2006
EUROBANK EQUITIES INVESTMENT FIRM SINGLE MEMBER SA	22/10/2006
GREENPOST TRADING EUROPE LTD	12/06/2023
HELLENIC AMERICAN SECURITIES S.A.	25/07/2014
LEON DEPOLAS SECURITIES S.A.	20/05/2015
MERIT SECURITIES S.A	03/09/2012
NATIONAL SECURITIES SINGLE MEMBER SA	02/01/1900
PIRAEUS SECURITIES S. A.	08/09/2008
OPAP (CR)	Main Market
ALPHA FINANCE INVESTMENT SERVICES SINGLE MEMBER SA	09/01/2006
BETA SECURITIES S.A.	11/04/2022
EUROBANK EQUITIES INVESTMENT FIRM SINGLE MEMBER SA	22/10/2006
GREENPOST TRADING EUROPE LTD	12/06/2023
HELLENIC AMERICAN SECURITIES S.A.	25/07/2014
MERIT SECURITIES S.A	20/03/2017
NATIONAL SECURITIES SINGLE MEMBER SA	02/01/1900
PIRAEUS SECURITIES S. A.	04/05/2015
OTE (CR)	Main Market
ALPHA FINANCE INVESTMENT SERVICES SINGLE MEMBER SA	09/01/2006
BETA SECURITIES S.A.	11/04/2022
EUROBANK EQUITIES INVESTMENT FIRM SINGLE MEMBER SA	22/10/2006
GREENPOST TRADING EUROPE LTD	12/06/2023
HELLENIC AMERICAN SECURITIES S.A.	25/07/2014
LEON DEPOLAS SECURITIES S.A.	20/04/2015
MERIT SECURITIES S.A	20/03/2017
NATIONAL SECURITIES SINGLE MEMBER SA	02/01/1900
PIRAEUS SECURITIES S. A.	08/09/2008
P.P.A. S.A. (CR)	Main Market
EUROBANK EQUITIES INVESTMENT FIRM SINGLE MEMBER SA	06/02/2019
PAPOUTSANIS (CR)	Main Market
BETA SECURITIES S.A.	25/11/2013
PETROPOULOS PETROS (CR)	Main Market
EUROBANK EQUITIES INVESTMENT FIRM SINGLE MEMBER SA	01/04/2019
PANTELAKIS SECURITIES S.A.	16/03/2020

List of Stocks under Market Making operations

Securities	Stock Category
Market Maker	Start Market Making
PIRAEUS FINANCIAL HOLD (CR)	Main Market
ALPHA FINANCE INVESTMENT SERVICES SINGLE MEMBER SA	15/04/2019
EUROBANK EQUITIES INVESTMENT FIRM SINGLE MEMBER SA	22/10/2006
EUROXX SECURITIES S.A.	15/02/2016
GREENPOST TRADING EUROPE LTD	12/06/2023
HELLENIC AMERICAN SECURITIES S.A.	25/07/2014
LEON DEPOLAS SECURITIES S.A.	30/11/2018
MERIT SECURITIES S.A	16/09/2013
NATIONAL SECURITIES SINGLE MEMBER SA	02/01/1900
PIRAEUS SECURITIES S. A.	16/02/2009
PPC (CR)	Main Market
ALPHA FINANCE INVESTMENT SERVICES SINGLE MEMBER SA	09/01/2006
BETA SECURITIES S.A.	01/02/2021
EUROBANK EQUITIES INVESTMENT FIRM SINGLE MEMBER SA	22/10/2006
GREENPOST TRADING EUROPE LTD	12/06/2023
HELLENIC AMERICAN SECURITIES S.A.	01/09/2014
MERIT SECURITIES S.A	06/11/2017
NATIONAL SECURITIES SINGLE MEMBER SA	02/01/1900
PIRAEUS SECURITIES S. A.	28/09/2009
PREMIA (CR)	Main Market
BETA SECURITIES S.A.	01/06/2021
LEON DEPOLAS SECURITIES S.A.	05/12/2022
PANTELAKIS SECURITIES S.A.	23/12/2021
PROFILE SA (CR)	Main Market
OPTIMA BANK S.A.	03/04/2023
PANTELAKIS SECURITIES S.A.	01/07/2019
QUALITY & RELIABILITY SA (CR)	Main Market
OPTIMA BANK S.A.	03/01/2023
QUEST HOLDINGS (CR)	Main Market
BETA SECURITIES S.A.	26/03/2018
EUROBANK EQUITIES INVESTMENT FIRM SINGLE MEMBER SA	28/01/2019
REVOIL (CR)	Main Market
BETA SECURITIES S.A.	26/06/2023
SIDMA STEEL (CR)	Main Market
LEON DEPOLAS SECURITIES S.A.	06/06/2022
OPTIMA BANK S.A.	25/05/2023
SPACE HELLAS SA (CR)	Main Market
MERIT SECURITIES S.A	09/12/2022
TECHNICAL OLYMPIC SA (CR)	Main Market
BETA SECURITIES S.A.	04/04/2022
TERNA ENERGY (CR)	Main Market
EUROBANK EQUITIES INVESTMENT FIRM SINGLE MEMBER SA	24/05/2021
PIRAEUS SECURITIES S. A.	09/12/2019
THRACE PLASTICS SA (CR)	Main Market
ALPHA FINANCE INVESTMENT SERVICES SINGLE MEMBER SA	26/03/2018
EUROBANK EQUITIES INVESTMENT FIRM SINGLE MEMBER SA	26/03/2018
TITAN CEMENT (CB)	Main Market
BETA SECURITIES S.A.	01/02/2021
EUROBANK EQUITIES INVESTMENT FIRM SINGLE MEMBER SA	06/11/2019
PIRAEUS SECURITIES S. A.	18/01/2021
TZIRAKIAN PROFIL (CR)	Main Market
LEON DEPOLAS SECURITIES S.A.	19/07/2021
VIOHALCO SA/NV (CB)	Main Market
ALPHA FINANCE INVESTMENT SERVICES SINGLE MEMBER SA	11/03/2008
EUROBANK EQUITIES INVESTMENT FIRM SINGLE MEMBER SA	04/03/2014
MERIT SECURITIES S.A	17/03/2014

Underlying Asset				Derivatives Market													
Price max	Price min	Closing price	change	Delivery Month	Open price	Price max	Price min	Last price	Closing price	Last Bid	Last Ask	Fixing price*	Life high	Life low	Trades	Volume	Open Interest
(Trade Unit: 1 Index Point x 2€, Cash Settlement)																	
FTSE/Athex Large Cap	3,148.66	3,121.05	3,142.35	0.20%	July 2023	3,120.00	3,156.00	3,120.00	3,150.00	---	---		3,156.00	---	168	788	4,233
					August 2023	3,139.00	3,151.75	3,125.00	3,140.00	---	---		3,151.75	---	16	120	157
					September 2023	---	---	---	---	3,148.75	---	---		---	---	---	---
					December 2023	---	---	---	---	3,164.75	---	---		---	---	---	---
					March 2024	---	---	---	---	3,180.50	---	---		---	---	---	---
					June 2024	---	---	---	---	3,197.50	---	---		---	---	---	---
(Trade Unit: 1 Index Point x 15€, Cash Settlement)																	
FTSE/Athex Banks	1,033.01	1,018.30	1,027.59	-0.16%	September 2023	1,042.00	1,042.00	1,036.00	1,036.00	---	---		1,052.25	---	6	30	1,290
					December 2023	---	---	---	---	1,038.75	---	---		---	---	---	---
					March 2024	---	---	---	---	1,044.00	---	---		---	---	---	---
					June 2024	---	---	---	---	1,049.50	---	---		---	---	---	---
(Trade Unit: 1 Index Point x 2€, Cash Settlement)																	
MSCI GREECE REBASED	5,007.92	4,962.95	4,999.12	0.18%	July 2023	4,975.00	4,976.00	4,960.00	4,960.00	---	---		4,976.00	---	9	180	87
					August 2023	4,961.00	4,961.00	4,961.00	4,961.00	---	---		4,961.00	---	1	100	23
					September 2023	---	---	---	---	4,889.75	---	---		4,920.50	---	---	101
					December 2023	---	---	---	---	5,035.75	---	---		---	---	---	---
					March 2024	---	---	---	---	5,061.00	---	---		---	---	---	---
					June 2024	---	---	---	---	5,088.25	---	---		---	---	---	---

Underlying Asset				Derivatives Market													
Price max	Price min	Closing price	change	Delivery Month	Open price	Price max	Price min	Last price	Closing price	Last Bid	Last Ask	Fixing price*	Life high	Life low	Trades	Volume	Open Interest
ADMIE (IPTO) HOLDING S.A. (CR)				(Contract Size: 100 Securities, Physical Delivery)													
2.315	2.245	2.315	1.54%	September 2023	2.24	2.29	2.24	2.27	2.27	---	---		2.29	---	28	139	14,922
				December 2023	---	---	---	---	2.30	---	---		---	---	---	---	---
				March 2024	---	---	---	---	2.31	---	---		---	---	---	---	---
				June 2024	---	---	---	---	2.32	---	---		---	---	---	---	---
AEGEAN AIRLINES (CR)				(Contract Size: 100 Securities, Physical Delivery)													
11.4	11.1	11.4	1.79%	September 2023	11.40	11.50	11.31	11.50	11.50	---	---		11.50	---	49	259	5,895
				December 2023	---	---	---	---	11.30	---	---		---	---	---	---	---
				March 2024	---	---	---	---	11.36	---	---		---	---	---	---	---
				June 2024	---	---	---	---	11.42	---	---		---	---	---	---	---
ALPHA SERVICES HOLD (CR)				(Contract Size: 100 Securities, Physical Delivery)													
1.529	1.505	1.512	-0.33%	September 2023	1.55	1.56	1.53	1.54	1.54	---	---		1.63	---	439	16,063	219,545
				December 2023	---	---	---	---	1.57	---	---		1.65	---	---	---	460
				March 2024	---	---	---	---	1.54	---	---		---	---	---	---	---
				June 2024	---	---	---	---	1.55	---	---		---	---	---	---	---
AUTOHELLAS SA (CR)				(Contract Size: 100 Securities, Physical Delivery)													
14.16	13.86	14	-0.57%	September 2023	14.10	14.10	14.10	14.10	14.10	---	---		14.56	---	1	5	94
				December 2023	---	---	---	---	14.21	---	---		---	---	---	---	---
				March 2024	---	---	---	---	14.28	---	---		---	---	---	---	---
				June 2024	---	---	---	---	14.36	---	---		---	---	---	---	---
AVAX S.A. (CR)				(Contract Size: 100 Securities, Physical Delivery)													
1.442	1.262	1.386	9.83%	September 2023	1.28	1.40	1.28	1.40	1.40	---	---		1.40	---	34	77	736
				December 2023	---	---	---	---	1.27	---	---		---	---	---	---	---
				March 2024	---	---	---	---	1.28	---	---		---	---	---	---	---
				June 2024	---	---	---	---	1.29	---	---		---	---	---	---	---
CC HBC AG (CR)				(Contract Size: 100 Securities, Physical Delivery)													
27.48	27.22	27.32	0.33%	September 2023	27.56	27.62	27.49	27.55	27.55	---	---		28.42	---	16	106	1,583
				December 2023	---	---	---	---	27.48	---	---		---	---	---	---	---
				March 2024	---	---	---	---	27.62	---	---		---	---	---	---	---
				June 2024	---	---	---	---	27.77	---	---		---	---	---	---	---
CENERGY HOLDINGS (CB)				(Contract Size: 100 Securities, Physical Delivery)													
6.13	6.01	6.07	0.50%	September 2023	6.17	6.20	6.11	6.15	6.15	---	---		6.36	---	28	203	6,592
				December 2023	---	---	---	---	6.10	---	---		---	---	---	---	---
				March 2024	---	---	---	---	6.13	---	---		---	---	---	---	---
				June 2024	---	---	---	---	6.16	---	---		---	---	---	---	---

Derivatives notes

Fixing prices and final open positions can be retrieved from the following path <http://www.helex.gr/el/web/guest/statistics-end-of-day-derivatives>

Underlying Asset				Derivatives Market													
Price max	Price min	Closing price	change	Delivery Month	Open price	Price max	Price min	Last price	Closing price	Last Bid	Last Ask	Fixing price*	Life high	Life low	Trades	Volume	Open Interest
ELLAKTOR (CR)				(Contract Size: 100 Securities, Physical Delivery)													
2.415	2.35	2.415	0.83%	September 2023	2.37	2.46	2.37	2.45	2.45	---	---	---	2.46	---	16	69	563
				December 2023	---	---	---	---	2.42	---	---	---	---	---	---	---	---
				March 2024	---	---	---	---	2.43	---	---	---	---	---	---	---	---
				June 2024	---	---	---	---	2.44	---	---	---	---	---	---	---	---
ELVALHALCOR (CR)				(Contract Size: 100 Securities, Physical Delivery)													
2.1	2	2.1	3.70%	September 2023	2.03	2.15	2.03	2.14	2.14	---	---	---	2.15	---	23	99	1,850
				December 2023	---	---	---	---	2.04	---	---	---	---	---	---	---	---
				March 2024	---	---	---	---	2.05	---	---	---	---	---	---	---	---
				June 2024	---	---	---	---	2.06	---	---	---	---	---	---	---	---
EUROBANK HOLDINGS (CR)				(Contract Size: 100 Securities, Physical Delivery)													
1.552	1.52	1.551	1.31%	September 2023	1.57	1.58	1.54	1.58	1.58	---	---	---	1.59	---	88	1,957	34,654
				December 2023	---	---	---	---	1.55	---	---	---	---	---	---	---	---
				March 2024	---	---	---	---	1.55	---	---	---	---	---	---	---	---
				June 2024	---	---	---	---	1.56	---	---	---	---	---	---	---	---
EYDAP S.A. (CR)				(Contract Size: 100 Securities, Physical Delivery)													
7.08	6.85	7.08	1.72%	September 2023	6.99	7.12	6.99	7.10	7.10	---	---	---	7.12	---	12	37	923
				December 2023	---	---	---	---	7.02	---	---	---	---	---	---	---	---
				March 2024	---	---	---	---	7.06	---	---	---	---	---	---	---	---
				June 2024	---	---	---	---	7.10	---	---	---	---	---	---	---	---
FOURLIS (CR)				(Contract Size: 100 Securities, Physical Delivery)													
4.7	4.58	4.655	-0.32%	September 2023	4.68	4.76	4.68	4.70	4.70	---	---	---	4.76	---	13	72	1,182
				December 2023	---	---	---	---	4.71	---	---	---	---	---	---	---	---
				March 2024	---	---	---	---	4.74	---	---	---	---	---	---	---	---
				June 2024	---	---	---	---	4.76	---	---	---	---	---	---	---	---
GEK TERNA (CR)				(Contract Size: 100 Securities, Physical Delivery)													
14.56	14.34	14.38	1.27%	September 2023	14.66	14.72	14.51	14.56	14.56	---	---	---	14.75	---	78	382	7,384
				December 2023	---	---	---	---	14.33	---	---	---	---	---	---	---	---
				March 2024	---	---	---	---	14.40	---	---	---	---	---	---	---	---
				June 2024	---	---	---	---	14.48	---	---	---	---	---	---	---	---
HELLENIC EXCHANGES-A.S.E. (CR)				(Contract Size: 100 Securities, Physical Delivery)													
5.63	5.3	5.6	6.06%	September 2023	5.41	5.79	5.40	5.79	5.79	---	---	---	5.79	---	267	2,002	7,445
				December 2023	---	---	---	---	5.33	---	---	---	---	---	---	---	---
				March 2024	---	---	---	---	5.36	---	---	---	---	---	---	---	---
				June 2024	---	---	---	---	5.38	---	---	---	---	---	---	---	---

Derivatives notes

Fixing prices and final open positions can be retrieved from the following path <http://www.helex.gr/el/web/guest/statistics-end-of-day-derivatives>

Underlying Asset				Derivatives Market													
Price max	Price min	Closing price	change	Delivery Month	Open price	Price max	Price min	Last price	Closing price	Last Bid	Last Ask	Fixing price*	Life high	Life low	Trades	Volume	Open Interest
HELLENIQ ENERGY (CR)				(Contract Size: 100 Securities, Physical Delivery)													
7.79	7.71	7.75	0.00%	September 2023	7.82	7.87	7.80	7.87	7.87	---	---	---	8.11	---	12	33	1,081
				December 2023	---	---	---	---	7.82	---	---	---	---	---	---	---	---
				March 2024	---	---	---	---	7.86	---	---	---	---	---	---	---	---
				June 2024	---	---	---	---	7.90	---	---	---	---	---	---	---	---
INTRACOM HOLDINGS (CR)				(Contract Size: 100 Securities, Physical Delivery)													
2.14	2.07	2.1	-0.94%	September 2023	2.15	2.15	2.10	2.14	2.14	---	---	---	2.20	---	54	166	3,221
				December 2023	---	---	---	---	2.14	---	---	---	---	---	---	---	---
				March 2024	---	---	---	---	2.15	---	---	---	---	---	---	---	---
				June 2024	---	---	---	---	2.16	---	---	---	---	---	---	---	---
INTRAKAT (CR)				(Contract Size: 100 Securities, Physical Delivery)													
2.54	2.37	2.525	5.21%	September 2023	2.41	2.56	2.40	2.53	2.53	---	---	---	2.56	---	135	1,084	9,141
				December 2023	---	---	---	---	2.42	---	---	---	---	---	---	---	---
				March 2024	---	---	---	---	2.43	---	---	---	---	---	---	---	---
				June 2024	---	---	---	---	2.45	---	---	---	---	---	---	---	---
JUMBO SA (CR)				(Contract Size: 100 Securities, Physical Delivery)													
26.6	25.6	26.46	1.77%	September 2023	25.70	26.09	25.57	26.09	26.09	---	---	---	26.09	---	7	8	221
				December 2023	---	---	---	---	26.24	---	---	---	---	---	---	---	---
				March 2024	---	---	---	---	26.37	---	---	---	---	---	---	---	---
				June 2024	---	---	---	---	26.51	---	---	---	---	---	---	---	---
LAMDA DEVELOPMENT SA (CR)				(Contract Size: 100 Securities, Physical Delivery)													
7.42	7.065	7.335	2.37%	September 2023	7.19	7.48	7.17	7.43	7.43	---	---	---	7.48	---	89	349	5,636
				December 2023	---	---	---	---	7.23	---	---	---	---	---	---	---	---
				March 2024	---	---	---	---	7.27	---	---	---	---	---	---	---	---
				June 2024	---	---	---	---	7.31	---	---	---	---	---	---	---	---
MIG (CR)				(Contract Size: 100 Securities, Physical Delivery)													
4.32	3.96	4.165	4.13%	September 2023	3.99	3.99	3.99	3.99	3.99	---	---	---	5.10	---	3	15	46
				December 2023	---	---	---	---	4.04	---	---	---	---	---	---	---	---
				March 2024	---	---	---	---	4.06	---	---	---	---	---	---	---	---
				June 2024	---	---	---	---	4.08	---	---	---	---	---	---	---	---
MOTOR OIL (CR)				(Contract Size: 100 Securities, Physical Delivery)													
23.6	23.12	23.56	1.29%	September 2023	23.58	23.62	23.50	23.62	23.62	---	---	---	24.55	---	4	13	1,443
				December 2023	---	---	---	---	23.47	---	---	---	---	---	---	---	---
				March 2024	---	---	---	---	23.59	---	---	---	---	---	---	---	---
				June 2024	---	---	---	---	23.72	---	---	---	---	---	---	---	---

Derivatives notes

Fixing prices and final open positions can be retrieved from the following path <http://www.helex.gr/el/web/guest/statistics-end-of-day-derivatives>

Underlying Asset				Derivatives Market													
Price max	Price min	Closing price	change	Delivery Month	Open price	Price max	Price min	Last price	Closing price	Last Bid	Last Ask	Fixing price*	Life high	Life low	Trades	Volume	Open Interest
MYTILINEOS (CR)				(Contract Size: 100 Securities, Physical Delivery)													
33.1	32.52	32.88	-0.06%	September 2023	33.20	33.23	32.95	32.95	32.95	---	---	---	33.23	---	15	64	2,578
				December 2023	---	---	---	---	33.20	---	---	---	---	---	---	---	---
				March 2024	---	---	---	---	33.37	---	---	---	---	---	---	---	---
				June 2024	---	---	---	---	33.55	---	---	---	---	---	---	---	---
NATIONAL BANK (CR)				(Contract Size: 100 Securities, Physical Delivery)													
6.128	5.978	6.06	-0.95%	September 2023	6.17	6.17	6.06	6.12	6.12	---	---	---	6.28	---	63	279	15,298
				December 2023	---	---	---	---	6.17	---	---	---	---	---	---	---	---
				March 2024	---	---	---	---	6.21	---	---	---	---	---	---	---	---
				June 2024	---	---	---	---	6.24	---	---	---	---	---	---	---	---
OPAP (CR)				(Contract Size: 103 Securities, Physical Delivery)													
16.25	16.09	16.11	-0.62%	September 2023	16.34	16.43	16.32	16.32	16.32	---	---	---	16.43	15.65	74	423	2,192
				December 2023	---	---	---	---	16.36	---	---	---	---	---	---	---	---
				March 2024	---	---	---	---	16.44	---	---	---	---	---	---	---	---
				June 2024	---	---	---	---	16.53	---	---	---	---	---	---	---	---
OTE (CR)				(Contract Size: 100 Securities, Physical Delivery)													
15.74	15.48	15.52	-0.51%	September 2023	15.28	15.33	15.17	15.30	15.30	---	---	---	15.43	---	97	718	11,381
				December 2023	---	---	---	---	15.74	---	---	---	---	---	---	---	---
				March 2024	---	---	---	---	15.82	---	---	---	---	---	---	---	---
				June 2024	---	---	---	---	15.91	---	---	---	---	---	---	---	---
P.P.A. S.A. (CR)				(Contract Size: 100 Securities, Physical Delivery)													
22.4	21.8	22.05	0.46%	September 2023	---	---	---	---	21.28	---	---	---	21.10	---	---	---	345
				December 2023	---	---	---	---	22.15	---	---	---	---	---	---	---	---
				March 2024	---	---	---	---	22.26	---	---	---	---	---	---	---	---
				June 2024	---	---	---	---	22.38	---	---	---	---	---	---	---	---
PIRAEUS FINANCIAL HOLD (CR)				(Contract Size: 100 Securities, Physical Delivery)													
3.12	3.028	3.06	-1.29%	September 2023	3.12	3.13	3.04	3.09	3.09	---	---	---	3.14	---	168	4,181	73,899
				December 2023	---	---	---	---	3.13	---	---	---	---	---	---	---	---
				March 2024	---	---	---	---	3.14	---	---	---	---	---	---	---	---
				June 2024	---	---	---	---	3.16	---	---	---	---	---	---	---	---
PPC (CR)				(Contract Size: 100 Securities, Physical Delivery)													
10.53	10.42	10.5	0.48%	September 2023	10.61	10.70	10.56	10.68	10.68	---	---	---	10.75	---	90	444	26,496
				December 2023	---	---	---	---	10.55	---	---	---	---	---	---	---	---
				March 2024	---	---	---	---	10.60	---	---	---	---	---	---	---	---
				June 2024	---	---	---	---	10.66	---	---	---	---	---	---	---	---

Derivatives notes

Fixing prices and final open positions can be retrieved from the following path <http://www.helex.gr/el/web/guest/statistics-end-of-day-derivatives>

Underlying Asset				Derivatives Market													
Price max	Price min	Closing price	change	Delivery Month	Open price	Price max	Price min	Last price	Closing price	Last Bid	Last Ask	Fixing price*	Life high	Life low	Trades	Volume	Open Interest
QUEST HOLDINGS (CR)				(Contract Size: 100 Securities, Physical Delivery)													
6.28	6.01	6.27	4.50%	September 2023	---	---	---	---	5.89	---	---	---	6.45	---	---	---	129
				December 2023	---	---	---	---	6.06	---	---	---	---	---	---	---	---
				March 2024	---	---	---	---	6.09	---	---	---	---	---	---	---	---
				June 2024	---	---	---	---	6.12	---	---	---	---	---	---	---	---
TERNA ENERGY (CR)				(Contract Size: 100 Securities, Physical Delivery)													
20.22	19.96	19.99	-0.55%	September 2023	20.35	20.35	20.14	20.16	20.16	---	---	---	21.16	---	31	106	11,154
				December 2023	---	---	---	---	20.28	---	---	---	---	---	---	---	---
				March 2024	---	---	---	---	20.39	---	---	---	---	---	---	---	---
				June 2024	---	---	---	---	20.50	---	---	---	---	---	---	---	---
TITAN CEMENT (CB)				(Contract Size: 100 Securities, Physical Delivery)													
17.7	17.5	17.6	-0.45%	September 2023	17.64	17.74	17.64	17.68	17.68	---	---	---	17.74	---	4	14	652
				December 2023	---	---	---	---	17.84	---	---	---	---	---	---	---	---
				March 2024	---	---	---	---	17.93	---	---	---	---	---	---	---	---
				June 2024	---	---	---	---	18.03	---	---	---	---	---	---	---	---
VIOHALCO SA/NV (CB)				(Contract Size: 100 Securities, Physical Delivery)													
6.06	5.98	6	0.33%	September 2023	6.07	6.14	6.05	6.09	6.09	---	---	---	6.28	---	11	40	5,611
				December 2023	---	---	---	---	6.03	---	---	---	---	---	---	---	---
				March 2024	---	---	---	---	6.07	---	---	---	---	---	---	---	---
				June 2024	---	---	---	---	6.10	---	---	---	---	---	---	---	---

Derivatives notes

Fixing prices and final open positions can be retrieved from the following path <http://www.helex.gr/el/web/guest/statistics-end-of-day-derivatives>

FTSE/Athex Large Cap

(Trade Unit: 1 Index Point x 2€ - Exercise Style: European, Cash Settlement)

Call Options																Put Options																				
July 2023								August 2023								Other Months		July 2023								August 2023								Other Months		
Exerise Price	Open price	Price max	Price min	Last price	Closing price	Volume	Open Interest	Open price	Price max	Price min	Last price	Closing price	Volume	Open Interest	Volume	Open Interest	Open price	Price max	Price min	Last price	Closing price	Volume	Open Interest	Open price	Price max	Price min	Last price	Closing price	Volume	Open Interest	Volume	Open Interest	Exerise Price			
1,775	-	-	-	-	-	-	-	-	-	-	-	-	-	-	-	-	-	-	-	-	-	-	-	-	-	-	-	-	-	-	-	-	1,775			
1,800	-	-	-	-	-	-	-	-	-	-	-	-	-	-	-	-	-	-	-	-	-	-	-	-	-	-	-	-	-	-	-	-	1,800			
1,825	-	-	-	-	-	-	-	-	-	-	-	-	-	-	-	-	-	-	-	-	-	-	-	-	-	-	-	-	-	-	-	-	1,825			
1,850	-	-	-	-	-	-	-	-	-	-	-	-	-	-	-	-	-	-	-	-	-	-	-	-	-	-	-	-	-	-	-	-	1,850			
1,875	-	-	-	-	-	-	-	-	-	-	-	-	-	-	-	-	-	-	-	-	-	-	-	-	-	-	-	-	-	-	-	-	1,875			
1,900	-	-	-	-	-	-	-	-	-	-	-	-	-	-	-	-	-	-	-	-	-	-	-	-	-	-	-	-	-	-	-	-	1,900			
1,925	-	-	-	-	-	-	-	-	-	-	-	-	-	-	-	-	-	-	-	-	-	-	-	-	-	-	-	-	-	-	-	-	1,925			
1,950	-	-	-	-	-	-	-	-	-	-	-	-	-	-	-	-	-	-	-	-	-	-	-	-	-	-	-	-	-	-	-	-	1,950			
1,975	-	-	-	-	-	-	-	-	-	-	-	-	-	-	-	-	-	-	-	-	-	-	-	-	-	-	-	-	-	-	-	-	1,975			
2,000	-	-	-	-	-	-	-	-	-	-	-	-	-	-	-	-	-	-	-	-	-	-	-	-	-	-	-	-	-	-	-	-	2,000			
2,050	-	-	-	-	-	-	-	-	-	-	-	-	-	-	-	-	-	-	-	-	-	-	-	-	-	-	-	-	-	-	-	-	2,050			
2,100	-	-	-	-	-	-	-	-	-	-	-	-	-	-	-	-	-	-	-	-	-	-	-	-	-	-	-	-	-	-	-	-	2,100			
2,150	-	-	-	-	-	-	-	-	-	-	-	-	-	-	-	-	-	-	-	-	-	-	-	-	-	-	-	-	-	-	-	-	2,150			
2,200	-	-	-	-	-	-	-	-	-	-	-	-	-	-	-	-	-	-	-	-	-	-	-	-	-	-	-	-	-	-	-	-	2,200			
2,250	-	-	-	-	-	-	-	-	-	-	-	-	-	-	-	-	-	-	-	-	-	-	-	-	-	-	-	-	-	-	-	-	2,250			
2,300	-	-	-	-	-	-	-	-	-	-	-	-	-	-	-	-	-	-	-	-	-	-	-	-	-	-	-	-	-	-	-	-	2,300			
2,350	0.00	0.00	0.00	-	774.00	-	-	-	-	-	-	-	-	-	-	-	0.00	0.00	0.00	-	0.01	-	-	-	-	-	-	-	-	-	-	-	-	2,350		
2,400	0.00	0.00	0.00	-	725.00	-	-	-	-	-	-	-	-	-	-	-	0.00	0.00	0.00	-	0.03	-	-	-	-	-	-	-	-	-	-	-	-	2,400		
2,450	0.00	0.00	0.00	-	675.00	-	-	-	-	-	-	-	-	-	-	-	0.00	0.00	0.00	-	0.02	-	-	-	-	-	-	-	-	-	-	-	-	2,450		
2,500	0.00	0.00	0.00	-	625.00	-	-	0.00	0.00	0.00	-	625.00	-	-	-	-	0.00	0.00	0.00	-	0.01	-	-	0.00	0.00	0.00	-	0.12	-	-	-	-	-	2,500		
2,550	0.00	0.00	0.00	-	575.00	-	-	0.00	0.00	0.00	-	575.00	-	-	-	-	0.00	0.00	0.00	-	0.01	-	-	0.00	0.00	0.00	-	0.28	-	-	-	-	-	2,550		
2,600	0.00	0.00	0.00	-	525.00	-	-	0.00	0.00	0.00	-	526.00	-	-	-	-	0.00	0.00	0.00	-	0.05	-	-	0.00	0.00	0.00	-	0.61	-	-	-	-	-	2,600		
2,650	0.00	0.00	0.00	-	475.00	-	-	0.00	0.00	0.00	-	477.00	-	-	-	-	0.00	0.00	0.00	-	0.02	-	-	0.00	0.00	0.00	-	1.30	-	-	-	-	-	2,650		
2,700	0.00	0.00	0.00	-	425.00	-	-	0.00	0.00	0.00	-	428.00	-	-	-	-	0.00	0.00	0.00	-	0.08	-	-	0.00	0.00	0.00	-	2.50	-	-	-	-	-	2,700		
2,750	0.00	0.00	0.00	-	375.00	-	-	0.00	0.00	0.00	-	380.00	-	-	-	-	0.00	0.00	0.00	-	0.26	-	-	0.00	0.00	0.00	-	4.50	-	-	-	-	-	2,750		
2,800	0.00	0.00	0.00	-	326.00	-	-	0.00	0.00	0.00	-	333.00	-	-	-	-	0.00	0.00	0.00	-	0.75	-	100	0.00	0.00	0.00	-	7.80	-	-	-	-	-	2,800		
2,850	0.00	0.00	0.00	-	277.00	-	-	0.00	0.00	0.00	-	289.00	-	-	-	-	0.00	0.00	0.00	-	2.00	-	20	0.00	0.00	0.00	-	12.75	-	-	-	-	-	2,850		
2,900	0.00	0.00	0.00	-	230.00	-	-	0.00	0.00	0.00	-	246.00	-	19	-	-	0.00	0.00	0.00	-	4.60	-	20	0.00	0.00	0.00	-	20.25	-	20	-	-	-	2,900		
2,950	0.00	0.00	0.00	-	185.00	-	82	0.00	0.00	0.00	-	206.00	-	20	-	-	0.00	0.00	0.00	-	9.50	-	12	0.00	0.00	0.00	-	30.50	-	-	-	-	-	2,950		
3,000	0.00	0.00	0.00	-	143.00	-	86	0.00	0.00	0.00	-	170.00	-	40	-	-	0.00	0.00	0.00	-	18.00	-	106	0.00	0.00	0.00	-	44.00	-	20	-	-	-	3,000		
3,050	0.00	0.00	0.00	-	107.00	-	58	0.00	0.00	0.00	-	138.00	-	-	-	-	24.75	0.00	20.75	20.75	20.75	28	72	0.00	0.00	0.00	-	61.50	-	23	-	-	-	3,050		
3,100	0.00	0.00	0.00	-	76.00	-	67	0.00	0.00	0.00	-	109.00	-	20	-	-	40.00	0.00	40.00	40.00	40.00	5	121	0.00	0.00	0.00	-	83.00	-	20	-	-	-	3,100		
3,150	0.00	0.00	0.00	-	51.50	-	102	0.00	0.00	0.00	-	85.00	-	20	-	-	62.00	0.00	62.00	62.00	62.00	1	60	96.50	96.50	96.50	96.50	96.50	20	81	-	-	-	3,150		
3,200	43.25	43.25	40.75	40.75	40.75	3	1	71.50	71.50	71.50	71.50	71.50	1	-	-	-	0.00	43.25	0.00	-	108.00	-	20	0.00	0.00	0.00	-	138.00	-	-	-	-	-	3,200		
3,250	0.00	0.00	0.00	-	20.00	-	-	45.00	50.00	45.00	50.00	50.00	10	-	-	-	0.00	0.00	0.00	-	145.00	-	-	0.00	0.00	0.00	-	171.00	-	-	-	-	-	3,250		
3,300	0.00	0.00	0.00	-	11.50	-	-	0.00	0.00	0.00	-	35.25	-	-	-	-	0.00	0.00	0.00	-	186.00	-	-	0.00	0.00	0.00	-	208.00	-	-	-	-	-	3,300		

FTSE/Athex Large Cap

(Trade Unit: 1 Index Point x 2€ - Exercise Style: European, Cash Settlement)

Call Options																Put Options																					
July 2023								August 2023								Other Months		July 2023								August 2023								Other Months			
Exerise Price	Open price	Price max	Price min	Last price	Closing price	Volume	Open Interest	Open price	Price max	Price min	Last price	Closing price	Volume	Open Interest	Volume	Open Interest	Open price	Price max	Price min	Last price	Closing price	Volume	Open Interest	Open price	Price max	Price min	Last price	Closing price	Volume	Open Interest	Volume	Open Interest	Exerise Price				
3,350	0.00	0.00	0.00	-	6.20	-	-	0.00	0.00	0.00	-	25.25	-	-			0.00	0.00	0.00	-	231.00	-	-	0.00	0.00	0.00	-	248.00	-	-			3,350				
3,400	0.00	0.00	0.00	-	3.20	-	-	0.00	0.00	0.00	-	17.50	-	-			0.00	0.00	0.00	-	278.00	-	-	0.00	0.00	0.00	-	290.00	-	-			3,400				
Totals:						3	396							11	119	0	0							34	531							20	164	0	0		
Number of Trades:						2								5		0								6								1		0			

ALPHA SERVICES HOLD (CR)

(Contract Size: 100 Securities, Exercise Style: American, Physical Delivery)

Call Options																Put Options																				
July 2023								August 2023								Other Months		July 2023								August 2023								Other Months		
Exerise Price	Open price	Price max	Price min	Last price	Closing price	Volume	Open Interest	Open price	Price max	Price min	Last price	Closing price	Volume	Open Interest	Volume	Open Interest	Open price	Price max	Price min	Last price	Closing price	Volume	Open Interest	Open price	Price max	Price min	Last price	Closing price	Volume	Open Interest	Volume	Open Interest	Exerise Price			
0.550						-	-							-	-								-	-								0.006				
0.600						-	-							-	-								-	-								0.006				
0.650						-	-							-	-								-	-								0.007				
0.700						-	-							-	-								-	-								0.007				
0.750						-	-							-	-								-	-								0.008				
0.800	0.000	0.000	0.000		0.721	-	-							-	-		0.000	0.000	0.000		0.002	-	-									0.008				
0.850	0.000	0.000	0.000		0.671	-	-	0.000	0.000	0.000		0.672	-	-			0.000	0.000	0.000		0.001	-	-	0.000	0.000	0.000		0.001	-	-			0.009			
0.900	0.000	0.000	0.000		0.621	-	-	0.000	0.000	0.000		0.622	-	-			0.000	0.000	0.000		0.001	-	-	0.000	0.000	0.000		0.001	-	-			0.009			
0.950	0.000	0.000	0.000		0.571	-	-	0.000	0.000	0.000		0.573	-	-			0.000	0.000	0.000		0.001	-	-	0.000	0.000	0.000		0.001	-	-			0.010			
1.000	0.000	0.000	0.000		0.521	-	-	0.000	0.000	0.000		0.523	-	-			0.000	0.000	0.000		0.001	-	-	0.000	0.000	0.000		0.001	-	-			0.010			
1.100	0.000	0.000	0.000		0.421	-	-	0.000	0.000	0.000		0.427	-	-			0.000	0.000	0.000		0.002	-	-	0.000	0.000	0.000		0.004	-	-			0.011			
1.200	0.000	0.000	0.000		0.322	-	-	0.000	0.000	0.000		0.335	-	-			0.000	0.000	0.000		0.001	-	-	0.000	0.000	0.000		0.012	-	-			0.012			
1.300	0.000	0.000	0.000		0.228	-	-	0.000	0.000	0.000		0.252	-	-			0.000	0.000	0.000		0.007	-	-	0.000	0.000	0.000		0.029	-	-			0.013			
1.400	0.000	0.000	0.000		0.145	-	4	0.000	0.000	0.000		0.182	-	-			0.000	0.000	0.000		0.024	-	-	0.000	0.000	0.000		0.058	-	-			0.014			
1.500	0.000	0.000	0.000		0.081	-	10	0.000	0.000	0.000		0.125	-	-			0.000	0.000	0.000		0.060	-	-	0.000	0.000	0.000		0.101	-	-			0.015			
1.600	0.000	0.000	0.000		0.040	-	-	0.000	0.000	0.000		0.082	-	-			0.000	0.000	0.000		0.118	-	-	0.000	0.000	0.000		0.158	-	-			0.016			
1.700	0.000	0.000	0.000		0.017	-	-	0.000	0.000	0.000		0.052	-	-			0.000	0.000	0.000		0.196	-	-	0.000	0.000	0.000		0.228	-	-			0.017			
1.800	0.000	0.000	0.000		0.006	-	-	0.000	0.000	0.000		0.032	-	-			0.000	0.000	0.000		0.285	-	-	0.000	0.000	0.000		0.308	-	-			0.018			
1.900	0.000	0.000	0.000		0.002	-	-	0.000	0.000	0.000		0.018	-	-			0.000	0.000	0.000		0.381	-	-	0.000	0.000	0.000		0.395	-	-			0.019			
2.000	0.000	0.000	0.000		0.001	-	-	0.000	0.000	0.000		0.010	-	-			0.000	0.000	0.000		0.480	-	-	0.000	0.000	0.000		0.487	-	-			0.020			
2.200	0.000	0.000	0.000		0.001	-	-	0.000	0.000	0.000		0.003	-	-			0.000	0.000	0.000		0.680	-	-	0.000	0.000	0.000		0.681	-	-			0.022			
Totals:						0	14							0	0	0	0							0	0							0	0			
Number of Trades:						0								0		0								0.00								0		0		

NATIONAL BANK (CR)

(Contract Size: 100 Securities, Exercise Style: American, Physical Delivery)

Call Options																Put Options																				
July 2023								August 2023								Other Months		July 2023								August 2023								Other Months		
Exerise Price	Open price	Price max	Price min	Last price	Closing price	Volume	Open Interest	Open price	Price max	Price min	Last price	Closing price	Volume	Open Interest	Volume	Open Interest	Open price	Price max	Price min	Last price	Closing price	Volume	Open Interest	Open price	Price max	Price min	Last price	Closing price	Volume	Open Interest	Volume	Open Interest	Exerise Price			
2.000						-	-							-	-								-	-					-	-		0.020				
2.200						-	-							-	-								-	-					-	-		0.022				
2.400						-	-							-	-								-	-					-	-		0.024				
2.600						-	-							-	-								-	-					-	-		0.026				
2.800						-	-							-	-								-	-					-	-		0.028				
3.000						-	-							-	-								-	-					-	-		0.030				
3.200	0.000	0.000	0.000		2.92	-	-							-	-		0.000	0.000	0.000		0.001	-	-					-	-		0.032					
3.400	0.000	0.000	0.000		2.72	-	-							-	-		0.000	0.000	0.000		0.001	-	-					-	-		0.034					
3.600	0.000	0.000	0.000		2.52	-	-	0.000	0.000	0.000		2.53	-	-			0.000	0.000	0.000		0.001	-	-	0.000	0.000	0.000		0.001	-	-		0.036				
3.800	0.000	0.000	0.000		2.32	-	-	0.000	0.000	0.000		2.33	-	-			0.000	0.000	0.000		0.001	-	-	0.000	0.000	0.000		0.001	-	-		0.038				
4.000	0.000	0.000	0.000		2.12	-	-	0.000	0.000	0.000		2.13	-	-			0.000	0.000	0.000		0.001	-	-	0.000	0.000	0.000		0.001	-	-		0.040				
4.400	0.000	0.000	0.000		1.72	-	-	0.000	0.000	0.000		1.74	-	-			0.000	0.000	0.000		0.001	-	-	0.000	0.000	0.000		0.005	-	-		0.044				
4.800	0.000	0.000	0.000		1.33	-	-	0.000	0.000	0.000		1.35	-	-			0.000	0.000	0.000		0.001	-	-	0.000	0.000	0.000		0.021	-	-		0.048				
5.200	0.000	0.000	0.000		0.938	-	-	0.000	0.000	0.000		0.998	-	-			0.000	0.000	0.000		0.012	-	-	0.000	0.000	0.000		0.065	-	-		0.052				
5.600	0.000	0.000	0.000		0.585	-	-	0.000	0.000	0.000		0.689	-	-			0.000	0.000	0.000		0.060	-	10	0.000	0.000	0.000		0.155	-	-		0.056				
6.000	0.000	0.000	0.000		0.312	-	8	0.000	0.000	0.000		0.448	-	5			0.000	0.000	0.000		0.187	-	-	0.000	0.000	0.000		0.314	-	-		0.060				
6.400	0.000	0.000	0.000		0.139	-	-	0.000	0.000	0.000		0.268	-	-			0.000	0.000	0.000		0.413	-	-	0.000	0.000	0.000		0.533	-	-		0.064				
6.800	0.000	0.000	0.000		0.051	-	-	0.000	0.000	0.000		0.154	-	-			0.000	0.000	0.000		0.725	-	-	0.000	0.000	0.000		0.819	-	-		0.068				
7.200	0.000	0.000	0.000		0.015	-	-	0.000	0.000	0.000		0.082	-	-			0.000	0.000	0.000		1.09	-	-	0.000	0.000	0.000		1.15	-	-		0.072				
7.600	0.000	0.000	0.000		0.004	-	-	0.000	0.000	0.000		0.040	-	-			0.000	0.000	0.000		1.48	-	-	0.000	0.000	0.000		1.51	-	-		0.076				
8.000	0.000	0.000	0.000		0.001	-	-	0.000	0.000	0.000		0.019	-	-			0.000	0.000	0.000		1.88	-	-	0.000	0.000	0.000		1.89	-	-		0.080				
Totals:						0	8							0	5	0	0							0	10							0	0	0	270	
Number of Trades:						0								0		0								0.00		0		0								

OPAP (CR)

(Contract Size: 100 Securities, Exercise Style: American, Physical Delivery)

Call Options																Put Options																				
July 2023								August 2023								Other Months		July 2023								August 2023								Other Months		
Exerise Price	Open price	Price max	Price min	Last price	Closing price	Volume	Open Interest	Open price	Price max	Price min	Last price	Closing price	Volume	Open Interest	Volume	Open Interest	Open price	Price max	Price min	Last price	Closing price	Volume	Open Interest	Open price	Price max	Price min	Last price	Closing price	Volume	Open Interest	Volume	Open Interest	Exerise Price			
8.800						-	-						-	-								-	-					-	-			0.088				
9.200						-	-						-	-								-	-					-	-			0.092				
9.600						-	-						-	-								-	-					-	-			0.096				
9.730	0.000	0.000	0.000	6.49		-	-						-	-			0.000	0.000	0.000	0.001		-	-					-	-			0.097				
10.000						-	-						-	-								-	-					-	-			0.100				
10.710	0.000	0.000	0.000	5.51		-	-						-	-			0.000	0.000	0.000	0.001		-	-					-	-			0.107				
11.000	0.000	0.000	0.000	5.22		-	-	0.000	0.000	0.000		5.24	-	-			0.000	0.000	0.000	0.001		-	-	0.000	0.000	0.000	0.005	-	-			0.110				
11.680	0.000	0.000	0.000	4.54		-	-						-	-			0.000	0.000	0.000	0.001		-	-					-	-			0.117				
12.000	0.000	0.000	0.000	4.22		-	-	0.000	0.000	0.000		4.24	-	-			0.000	0.000	0.000	0.001		-	-	0.000	0.000	0.000	0.001	-	-			0.120				
12.650	0.000	0.000	0.000	3.57		-	-						-	-			0.000	0.000	0.000	0.001		-	-					-	-			0.127				
13.000	0.000	0.000	0.000	3.22		-	-	0.000	0.000	0.000		3.25	-	-			0.000	0.000	0.000	0.001		-	-	0.000	0.000	0.000	0.002	-	-			0.130				
13.630	0.000	0.000	0.000	2.59		-	-						-	-			0.000	0.000	0.000	0.001		-	-					-	-			0.136				
14.000	0.000	0.000	0.000	2.22		-	-	0.000	0.000	0.000		2.27	-	-			0.000	0.000	0.000	0.001		-	-	0.000	0.000	0.000	0.025	-	-			0.140				
14.600	0.000	0.000	0.000	1.63		-	-						-	-			0.000	0.000	0.000	0.009		-	15					-	-			0.146				
15.000	0.000	0.000	0.000	1.25		-	-	0.000	0.000	0.000		1.38	-	-			0.000	0.000	0.000	0.030		-	-	0.000	0.000	0.000	0.137	-	-			0.150				
15.570	0.000	0.000	0.000	0.773		-	60						-	-			0.000	0.000	0.000	0.118		-	-					-	-			0.156				
16.000	0.000	0.000	0.000	0.481		-	-	0.000	0.000	0.000		0.705	-	-			0.000	0.000	0.000	0.255		-	-	0.000	0.000	0.000	0.456	-	-			0.160				
16.550	0.000	0.000	0.000	0.224		-	6						-	-			0.000	0.000	0.000	0.550		-	-					-	-			0.166				
17.000	0.000	0.000	0.000	0.102		-	-	0.000	0.000	0.000		0.286	-	15			0.000	0.000	0.000	0.878		-	-	0.000	0.000	0.000	1.04	-	-			0.170				
17.520	0.000	0.000	0.000	0.035		-	-						-	-			0.000	0.000	0.000	1.33		-	-					-	-			0.175				
18.000	0.000	0.000	0.000	0.011		-	-	0.000	0.000	0.000		0.092	-	-			0.000	0.000	0.000	1.79		-	-	0.000	0.000	0.000	1.85	-	-			0.180				
18.490	0.000	0.000	0.000	0.003		-	-						-	-			0.000	0.000	0.000	2.28		-	-					-	-			0.185				
19.000	0.000	0.000	0.000	0.001		-	-	0.000	0.000	0.000		0.024	-	-			0.000	0.000	0.000	2.79		-	-	0.000	0.000	0.000	2.79	-	-			0.190				
19.470	0.000	0.000	0.000	0.001		-	-						-	-			0.000	0.000	0.000	3.26		-	-					-	-			0.195				
20.000	0.000	0.000	0.000	0.001		-	-	0.000	0.000	0.000		0.005	-	-			0.000	0.000	0.000	3.79		-	-	0.000	0.000	0.000	3.79	-	-			0.200				
21.410	0.000	0.000	0.000	0.001		-	-						-	-			0.000	0.000	0.000	5.20		-	-					-	-			0.214				
22.000	0.000	0.000	0.000	0.001		-	-	0.000	0.000	0.000		0.003	-	-			0.000	0.000	0.000	5.79		-	-	0.000	0.000	0.000	5.79	-	-			0.220				
23.360	0.000	0.000	0.000	0.001		-	-						-	-			0.000	0.000	0.000	7.15		-	-					-	-			0.234				
24.000						-	-	0.000	0.000	0.000		0.001	-	-								-	-	0.000	0.000	0.000	7.79	-	-			0.240				
Totals:						0	66							0	15	0	0							0	15							0	5	0	0	
Number of Trades:						0								0		0								0.00								0		0		

OTE (CR)

(Contract Size: 100 Securities, Exercise Style: American, Physical Delivery)

Call Options																Put Options																				
July 2023								August 2023								Other Months		July 2023								August 2023								Other Months		
Exerise Price	Open price	Price max	Price min	Last price	Closing price	Volume	Open Interest	Open price	Price max	Price min	Last price	Closing price	Volume	Open Interest	Volume	Open Interest	Open price	Price max	Price min	Last price	Closing price	Volume	Open Interest	Open price	Price max	Price min	Last price	Closing price	Volume	Open Interest	Volume	Open Interest	Exerise Price			
9.200	0.000	0.000	0.000		6.41	-	-						-	-			0.000	0.000	0.000		0.001	-	-					-	-			0.092				
9.600	0.000	0.000	0.000		6.01	-	-	0.000	0.000	0.000		6.02	-	-			0.000	0.000	0.000		0.001	-	-	0.000	0.000	0.000		0.001	-	-			0.096			
10.000	0.000	0.000	0.000		5.61	-	-	0.000	0.000	0.000		5.63	-	-			0.000	0.000	0.000		0.001	-	-	0.000	0.000	0.000		0.001	-	-			0.100			
11.000	0.000	0.000	0.000		4.61	-	-	0.000	0.000	0.000		4.63	-	-			0.000	0.000	0.000		0.001	-	-	0.000	0.000	0.000		0.001	-	-			0.110			
12.000	0.000	0.000	0.000		3.61	-	-	0.000	0.000	0.000		3.63	-	-			0.000	0.000	0.000		0.001	-	-	0.000	0.000	0.000		0.001	-	-			0.120			
13.000	0.000	0.000	0.000		2.61	-	-	0.000	0.000	0.000		2.64	-	-			0.000	0.000	0.000		0.002	-	5	0.000	0.000	0.000		0.002	-	-			0.130			
14.000	0.000	0.000	0.000		1.65	-	1	0.000	0.000	0.000		1.67	-	-			0.000	0.000	0.000		0.031	-	-	0.000	0.000	0.000		0.032	-	-			0.140			
15.000	0.000	0.000	0.000		0.817	-	20	0.000	0.000	0.000		0.839	-	-			0.000	0.000	0.000		0.202	-	-	0.000	0.000	0.000		0.202	-	-			0.150			
16.000	0.000	0.000	0.000		0.293	-	-	0.000	0.000	0.000		0.308	-	-			0.000	0.000	0.000		0.678	-	-	0.000	0.000	0.000		0.672	-	-			0.160			
17.000	0.000	0.000	0.000		0.071	-	-	0.000	0.000	0.000		0.077	-	-			0.000	0.000	0.000		1.46	-	-	0.000	0.000	0.000		1.45	-	-			0.170			
18.000	0.000	0.000	0.000		0.011	-	-	0.000	0.000	0.000		0.013	-	-			0.000	0.000	0.000		2.40	-	-	0.000	0.000	0.000		2.40	-	-			0.180			
19.000	0.000	0.000	0.000		0.001	-	-	0.000	0.000	0.000		0.002	-	-			0.000	0.000	0.000		3.40	-	-	0.000	0.000	0.000		3.40	-	-			0.190			
20.000	0.000	0.000	0.000		0.001	-	-	0.000	0.000	0.000		0.001	-	-			0.000	0.000	0.000		4.40	-	-	0.000	0.000	0.000		4.40	-	-			0.200			
22.000	0.000	0.000	0.000		0.001	-	-	0.000	0.000	0.000		0.001	-	-			0.000	0.000	0.000		6.40	-	-	0.000	0.000	0.000		6.40	-	-			0.220			
Totals:						0	21							0	0	0	0	0						5							0	0	0	0		
Number of Trades:						0							0	0		0.00												0	0							

PIRAEUS FINANCIAL HOLD (CR)

(Contract Size: 100 Securities, Exercise Style: American, Physical Delivery)

Call Options																Put Options																									
July 2023								August 2023								Other Months		July 2023								August 2023								Other Months							
Exerise Price	Open price	Price max	Price min	Last price	Closing price	Volume	Open Interest	Open price	Price max	Price min	Last price	Closing price	Volume	Open Interest	Volume	Open Interest	Open price	Price max	Price min	Last price	Closing price	Volume	Open Interest	Open price	Price max	Price min	Last price	Closing price	Volume	Open Interest	Volume	Open Interest	Exerise Price								
0.750						-	-							-	-								-	-					-	-			0.008								
0.800						-	-							-	-								-	-					-	-			0.008								
0.850						-	-							-	-								-	-					-	-			0.009								
0.900						-	-							-	-								-	-					-	-			0.009								
0.950						-	-							-	-								-	-					-	-			0.010								
1.000						-	-							-	-								-	-					-	-			0.010								
1.100						-	-							-	-								-	-					-	-			0.011								
1.200						-	-							-	-								-	-					-	-			0.012								
1.300						-	-							-	-								-	-					-	-			0.013								
1.400						-	-							-	-								-	-					-	-			0.014								
1.500						-	-							-	-								-	-					-	-			0.015								
1.600	0.000	0.000	0.000		1.50	-	-							-	-		0.000	0.000	0.000		0.001	-	-					-	-				0.016								
1.700	0.000	0.000	0.000		1.40	-	-	0.000	0.000	0.000		1.40	-	-			0.000	0.000	0.000		0.001	-	-	0.000	0.000	0.000		0.001	-	-				0.017							
1.800	0.000	0.000	0.000		1.30	-	-	0.000	0.000	0.000		1.30	-	-			0.000	0.000	0.000		0.001	-	-	0.000	0.000	0.000		0.001	-	-				0.018							
1.900	0.000	0.000	0.000		1.20	-	-	0.000	0.000	0.000		1.20	-	-			0.000	0.000	0.000		0.001	-	-	0.000	0.000	0.000		0.001	-	-				0.019							
2.000	0.000	0.000	0.000		1.10	-	-	0.000	0.000	0.000		1.11	-	-			0.000	0.000	0.000		0.001	-	-	0.000	0.000	0.000		0.001	-	-				0.020							
2.200	0.000	0.000	0.000		0.902	-	-	0.000	0.000	0.000		0.907	-	-			0.000	0.000	0.000		0.001	-	-	0.000	0.000	0.000		0.002	-	-				0.022							
2.400	0.000	0.000	0.000		0.704	-	-	0.000	0.000	0.000		0.715	-	-			0.000	0.000	0.000		0.002	-	-	0.000	0.000	0.000		0.009	-	-				0.024							
2.600	0.000	0.000	0.000		0.513	-	-	0.000	0.000	0.000		0.534	-	-			0.000	0.000	0.000		0.011	-	-	0.000	0.000	0.000		0.027	-	-				0.026							
2.800	0.000	0.000	0.000		0.342	-	-	0.000	0.000	0.000		0.377	-	1			0.000	0.000	0.000		0.039	-	-	0.000	0.000	0.000		0.070	-	-				0.028							
3.000	0.000	0.000	0.000		0.204	-	-	0.000	0.000	0.000		0.249	-	-			0.000	0.000	0.000		0.101	-	-	0.000	0.000	0.000		0.141	-	-				0.030							
3.200	0.075	0.075	0.075	0.075	0.075	150	-	0.000	0.000	0.000		0.154	-	-			0.000	0.000	0.000		0.206	-	-	0.000	0.000	0.000		0.246	-	-				0.032							
3.400	0.000	0.000	0.000		0.052	-	-	0.000	0.000	0.000		0.088	-	-			0.000	0.000	0.000		0.349	-	-	0.000	0.000	0.000		0.381	-	-				0.034							
3.600	0.000	0.000	0.000		0.022	-	-	0.000	0.000	0.000		0.049	-	-			0.000	0.000	0.000		0.519	-	-	0.000	0.000	0.000		0.542	-	-				0.036							
3.800	0.000	0.000	0.000		0.008	-	-	0.000	0.000	0.000		0.025	-	-			0.000	0.000	0.000		0.706	-	-	0.000	0.000	0.000		0.719	-	-				0.038							
4.000	0.000	0.000	0.000		0.003	-	-	0.000	0.000	0.000		0.012	-	-			0.000	0.000	0.000		0.901	-	-	0.000	0.000	0.000		0.907	-	-				0.040							
Totals:						150	0							0	1	0	0							150	0							0	0	0	0						
Number of Trades:						2								0		0								0.00								0		0							

PPC (CR)

(Contract Size: 100 Securities, Exercise Style: American, Physical Delivery)

Call Options																Put Options																									
July 2023								August 2023								Other Months		July 2023								August 2023								Other Months							
Exercise Price	Open price	Price max	Price min	Last price	Closing price	Volume	Open Interest	Open price	Price max	Price min	Last price	Closing price	Volume	Open Interest	Volume	Open Interest	Open price	Price max	Price min	Last price	Closing price	Volume	Open Interest	Open price	Price max	Price min	Last price	Closing price	Volume	Open Interest	Volume	Open Interest	Exercise Price								
3.600						-	-							-	-								-	-					-	-			0.036								
3.800						-	-							-	-								-	-					-	-			0.038								
4.000						-	-							-	-								-	-					-	-			0.040								
4.400						-	-							-	-								-	-					-	-			0.044								
4.800						-	-							-	-								-	-					-	-			0.048								
5.200						-	-							-	-								-	-					-	-			0.052								
5.600						-	-							-	-								-	-					-	-			0.056								
6.000	0.000	0.000	0.000		4.46	-	-	0.000	0.000	0.000		4.47	-	-			0.000	0.000	0.000		0.001	-	-	0.000	0.000	0.000		0.001	-	-	0.000	0.000	0.060								
6.400	0.000	0.000	0.000		4.06	-	-	0.000	0.000	0.000		4.07	-	-			0.000	0.000	0.000		0.001	-	-	0.000	0.000	0.000		0.001	-	-	0.000	0.000	0.064								
6.800	0.000	0.000	0.000		3.66	-	-	0.000	0.000	0.000		3.67	-	-			0.000	0.000	0.000		0.001	-	-	0.000	0.000	0.000		0.001	-	-	0.000	0.000	0.068								
7.200	0.000	0.000	0.000		3.26	-	-	0.000	0.000	0.000		3.27	-	-			0.000	0.000	0.000		0.001	-	-	0.000	0.000	0.000		0.003	-	-	0.000	0.000	0.072								
7.600	0.000	0.000	0.000		2.86	-	-	0.000	0.000	0.000		2.88	-	-			0.000	0.000	0.000		0.003	-	-	0.000	0.000	0.000		0.009	-	-	0.000	0.000	0.076								
8.000	0.000	0.000	0.000		2.46	-	-	0.000	0.000	0.000		2.49	-	-			0.000	0.000	0.000		0.001	-	-	0.000	0.000	0.000		0.022	-	-	0.000	0.000	0.080								
8.400	0.000	0.000	0.000		2.06	-	-	0.000	0.000	0.000		2.12	-	-			0.000	0.000	0.000		0.003	-	-	0.000	0.000	0.000		0.048	-	-	0.000	0.000	0.084								
8.800	0.000	0.000	0.000		1.67	-	-	0.000	0.000	0.000		1.77	-	-			0.000	0.000	0.000		0.013	-	-	0.000	0.000	0.000		0.095	-	-	0.000	0.000	0.088								
9.200	0.000	0.000	0.000		1.30	-	22	0.000	0.000	0.000		1.44	-	-			0.000	0.000	0.000		0.039	-	6	0.000	0.000	0.000		0.168	-	-	0.000	0.000	0.092								
9.600	0.000	0.000	0.000		0.955	-	-	0.000	0.000	0.000		1.15	-	-			0.000	0.000	0.000		0.096	-	5	0.000	0.000	0.000		0.275	-	-	0.000	0.000	0.096								
10.000	0.000	0.000	0.000		0.663	-	30	0.000	0.000	0.000		0.892	-	-			0.000	0.000	0.000		0.203	-	20	0.000	0.000	0.000		0.418	-	-	0.000	0.000	0.100								
11.000	0.000	0.000	0.000		0.193	-	50	0.000	0.000	0.000		0.432	-	8			0.000	0.000	0.000		0.733	-	-	0.000	0.000	0.000		0.957	-	-	0.000	0.000	0.110								
12.000	0.000	0.000	0.000		0.035	-	-	0.000	0.000	0.000		0.180	-	-			0.000	0.000	0.000		1.58	-	-	0.000	0.000	0.000		1.71	-	-	0.000	0.000	0.120								
13.000	0.000	0.000	0.000		0.004	-	-	0.000	0.000	0.000		0.064	-	-			0.000	0.000	0.000		2.55	-	-	0.000	0.000	0.000		2.59	-	-	0.000	0.000	0.130								
14.000	0.000	0.000	0.000		0.001	-	-	0.000	0.000	0.000		0.022	-	-			0.000	0.000	0.000		3.55	-	-	0.000	0.000	0.000		3.56	-	-	0.000	0.000	0.140								
15.000	0.000	0.000	0.000		0.001	-	-	0.000	0.000	0.000		0.006	-	-			0.000	0.000	0.000		4.55	-	-	0.000	0.000	0.000		4.55	-	-	0.000	0.000	0.150								
Totals:						0	102							0	8	0	0							0	31							0	54	0	0						
Number of Trades:						0							0	0							0.00							0							0						

Lending Products	Underlying Title	Multilateral Transactions[1]					Bilateral Transactions[2]		Stock Borrowing through OTC (volume)[3]
		Open Interest[5]	Volume(Offered)	Average Weighted	Transactions volume	Average Weighted	Transactions Volume	Average Weighted	Transactions Volume
ADMIEBOR	ADMIE (IPTO) HOLDING S.A. (CR)	---	---	---	---	---	---	---	394,403
AEGNBOR	AEGEAN AIRLINES (CR)	---	---	---	---	---	---	---	24,094
ALPHABOR	ALPHA SERVICES HOLD (CR)	200	---	---	---	---	---	---	58,563,854
ALMYBOR	ALUMIL (CR)	---	---	---	---	---	---	---	---
OTOELBOR	AUTOHELLAS SA (CR)	---	---	---	---	---	---	---	202,612
AVAXBOR	AVAX S.A. (CR)	---	---	---	---	---	---	---	---
EEEBOR	CC HBC AG (CR)	2,661	---	---	---	---	---	---	47,768
CENERBOR	CENERGY HOLDINGS (CB)	350	---	---	---	---	---	---	---
ELLAKTORBOR	ELLAKTOR (CR)	3,260	---	---	---	---	---	---	185,619
ELHABOR	ELVALHALCOR (CR)	447	---	---	---	---	---	---	64,887
EUROBBOR	EUROBANK HOLDINGS (CR)	15,000	---	---	---	---	---	---	34,091,041
EYDAPBOR	EYDAP S.A. (CR)	501	---	---	---	---	---	---	236,817
FFGRPBOR	FOLLI FOLLIE (CR)	---	---	---	---	---	---	---	886,310
FOYRKBOR	FOURLIS (CR)	---	---	---	---	---	---	---	11,010
GEKTERNABOR	GEK TERNA (CR)	---	---	---	---	---	---	---	1,293
SARBOR	GR. SARANTIS S.A. (CR)	1,877	---	---	---	---	---	---	41,999
EXAEBOR	HELLENIC EXCHANGES-A.S.E. (CR)	4,000	---	---	---	---	---	---	197,063
ELPEBOR	HELLENIQ ENERGY (CR)	500	---	---	---	---	---	---	447,887
INTRKBOR	INTRACOM HOLDINGS (CR)	---	---	---	---	---	---	---	---
INKATBOR	INTRAKAT (CR)	---	---	---	---	---	---	---	---
BELABOR	JUMBO SA (CR)	5,098	---	---	---	---	---	---	174,847
LAMDABOR	LAMDA DEVELOPMENT SA (CR)	500	---	---	---	---	2,500	4.50%	515,983
MIGBOR	MIG (CR)	1,552	---	---	---	---	---	---	40,179
MOHBOR	MOTOR OIL (CR)	19,581	---	---	1,600	6.36%	---	---	852,352
MYTILBOR	MYTILINEOS (CR)	18,272	---	---	---	---	---	---	214,100
ETEBOR	NATIONAL BANK (CR)	541	---	---	---	---	---	---	10,225,893
OPAPBOR	OPAP (CR)	2,001	---	---	---	---	---	---	1,536,782
HTOBOR	OTE (CR)	---	---	---	---	---	---	---	1,582,741
PPABOR	P.P.A. S.A. (CR)	---	---	---	---	---	---	---	65,287
TPEIRBOR	PIRAEUS FINANCIAL HOLD (CR)	6,495	---	---	---	---	---	---	789,868
PPCBOR	PPC (CR)	8,200	---	---	---	---	---	---	1,643,442

Stock Lending Notes

[1] - Multilateral contracts Lending or Borrowing as per Methods 8-1, 8-2 and 8-3-3 (According to ATHEX BoD Resolution No.17)

[2] - Billateral Contracts Lending or Borrowing as per Methods 8-3-1 and 8-3-2 (According to ATHEX BoD Resolution No.20)

[3] - The information concerning OTC Stock Borrowing Transactions is based on the statements of the Dematerialised Securities System (DSS) operators involved and refers to volumes that have been registered up until the previous working day.

[4] - Average Price (Volume weighted)

[5] - The Data concerning Open Interest before the start of trading session

Lending Products	Underlying Title	Multilateral Transactions[1]					Bilateral Transactions[2]		Stock Borrowing through OTC (volume)[3]
		Open Interest[5]	Volume(Offered)	Average Weighted	Transactions volume	Average Weighted	Transactions Volume	Average Weighted	Transactions Volume
QUALBOR	QUALITY & RELIABILITY SA (CR)	---	---	---	---	---	---	---	---
QUESTBOR	QUEST HOLDINGS (CR)	300	---	---	---	---	---	---	40,233
TENERGYBOR	TERNA ENERGY (CR)	---	---	---	---	---	---	---	62,800
TITCBOR	TITAN CEMENT (CB)	1,200	---	---	50	5.38%	---	---	358,333
VIOBOR	VIOHALCO SA/NV (CB)	534	---	---	---	---	---	---	---

Stock Lending Notes

[1] - Multilateral contracts Lending or Borrowing as per Methods 8-1, 8-2 and 8-3-3 (According to ATHEX BoD Resolution No.17)

[2] - Bilateral Contracts Lending or Borrowing as per Methods 8-3-1 and 8-3-2 (According to ATHEX BoD Resolution No.20)

[3] - The information concerning OTC Stock Borrowing Transactions is based on the statements of the Dematerialised Securities System (DSS) operators involved and refers to volumes that have been registered up until the previous working day.

[4] - Average Price (Volume weighted)

[5] - The Data concerning Open Interest before the start of trading session

Sectors codification for listed companies

12003 -	ETF	10101010	Computer Services
10101015	Software	10102030	Computer Hardware
15101010	Telecommunications Equipment	15102015	Telecommunications Services
20101010	Health Care Facilities	20101025	Health Care Services
20102010	Medical Equipment	20103015	Pharmaceuticals
30101010	Banks	30202000	Diversified Financial Services
30202010	Asset Managers & Custodians	30202015	Investment Services
30204000	Closed End Investments	30302010	Full Line Insurance
30302015	Insurance Brokers	30302025	Property and Casualty Insurance
35101010	Real Estate Holding and Development	35101015	Real Estate Services
35102000	Diversified REITs	35102030	Office REITs
40201040	Rental & Leasing Services: Consumer	40202010	Home Construction
40202015	Household Furnishings	40202020	Household Appliance
40203040	Electronic Entertainment	40203045	Toys
40204020	Clothing & Accessories	40301010	Entertainment
40301030	Publishing	40301035	Radio & TV Broadcasters
40401010	Diversified Retailers	40401020	Apparel Retailers
40401025	Home Improvement Retailers	40401030	Specialty Retailers
40501010	Airlines	40501015	Travel & Tourism
40501020	Casinos & Gambling	40501025	Hotels & Motels
45101015	Distillers & Vintners	45101020	Soft Drinks
45102010	Farming Fishing Ranching & Plantations	45102020	Food Products
45103010	Tobacco	45201010	Food Retailers & Wholesalers
45201020	Personal Products	50101010	Construction
50101020	Building Roof/Wallboard and Plumbing	50101030	Cement
50101035	Building Materials: Other	50202010	Electrical Components
50203000	Diversified Industrials	50203015	Plastics
50203030	Containers & Packaging	50204000	Machinery: Industrial
50204020	Machinery: Construction & Handling	50205010	Industrial Suppliers
50205020	Back Office Support HR & Consulting	50205030	Forms & Bulk Printing Services
50206015	Commercial Vehicles & Parts	50206030	Marine Transportation
50206060	Transportation Services	55101000	Diversified Materials
55101020	Textile Products	55102000	General Mining
55102010	Iron & Steel	55102015	Metal Fabricating
55102035	Aluminum	60101020	Oil Refining and Marketing
65101010	Alternative Electricity	65101015	Conventional Electricity
65102030	Water		



ATHEX
Athens Stock Exchange

Λεωφ. Αθηνών 110 104 42 Αθήνα
110, Athinon Ave. GR 104 42 Athens
tel. (+30)210-33.66.800, fax (+30)210-33.66.101
www.athexgroup.gr