


23

Ημερήσιο Δελτίο  
Συναλλακτικής Δραστηριότητας

Daily Official List  
of Trading Activity

Tuesday, 29 August, 2023

Year: 144 Trading Day No: 163



**ATHEXGROUP**  
Athens Exchange Group

**Disclaimer:**

Hellenic Exchanges-Athens Stock Exchange S.A. endeavours to ensure that the data and other material ("Information") presented on the Daily Official List are accurate and complete, but it is not liable for any errors or omissions of data or /and for the accuracy, credibility, updating and completeness of the aforesaid information nor it has any liability arising directly or indirectly from the use of the above Information.

The Company is not liable for the accuracy of the data included in listed companies' announcements. Only the sender of such an announcement is fully and solely liable for any infringement of third party's rights from the content of such announcement. All contents of the Daily Official List are provided only for information purposes and do not constitute investment advice or solicitation to invest in securities or other products listed for trading on the Exchange.

You acknowledge and agree that the Company is the owner of any property rights related to any Information appearing on the Daily Official List including intellectual property rights copyright, trademarks, etc.

The above data are a property of the Hellenic Exchanges-Athens Exchange and are copyright protected. Users are forbidden to reproduce, modify, copy, sale, transmit or redistribute, by all reproduction means and methods, part or the whole of the above data, without reference to their source.

The commercial exploitation of these data is, also, forbidden by third parties. Hellenic Exchanges-Athens Exchange does not carry any responsibility, direct or indirect, derived from usage or accidental alteration of the above data when used by third parties.

---

**Hellenic Exchanges – Athens Stock Exchange S.A.**

110 Athinon Ave., 10442 Athens, Tel: (210) 33.66.800, Fax: (210) 32.13.938

[www.athexgroup.gr](http://www.athexgroup.gr)

---

**Thessalonica Stock Exchange Center (T.S.E.C)**

16-18 Katouni Str., Thessalonica 546 25 Tel: (2310) 567.667, Fax: (2310) 530.545

---

**Athex Members Guarantee Fund**

14-16 Fidiou Str., Athens 106 78, Tel: (210) 33.04.682, Fax: (210) 33.04.155

---

**Hellenic Republic Capital Market Commission**

1 Kolokotroni Str. & 1 Stadiou Str., Athens 10562 Tel: (210) 33.77.100 Fax: (210) 33.77.173

---

**Table of Contents**

---

**Section 1: Statistical Figures of Securities, Derivatives and Lending**

Summary of Markets

Athex Indices

Analytic Figures for Athex Market's Boards and Categories

Trading Details by Athex Sectors and Financial Instruments (ETFs)

Top 10 best &amp; worst performing Shares

Derivatives Summary

**Section 2: Analytic Figures of Shares Transactions**

Analytic Figures of Shares Transactions

Shares' Notes

**Section 3: Figures of Securities Transactions**

Securities Blocks Details

Shares Rights Details

Stock Borrowing

Forced Sales Details

Forced Sales Registered Shares

Exchange Traded Funds (ETFs) Characteristics

**Section 5: Bonds traded in Fixed Income Assets Market**

Convertible Corporate Bonds - Regulated Market

Non Convertible Corporate Bonds - Regulated Market

Government Bonds

Treasury Bills &amp; Zero Coupon Government Bonds

Government Bonds Traded with the Open Outcry Method

State Banks Bonds

**Section 6: Additional Infos**

Athex &amp; ATHEXClear Members List

List of Stocks under Market Making operations

**Section 7: Derivatives Market Analytic Figures**

Index Futures

Stock Futures

Index Options

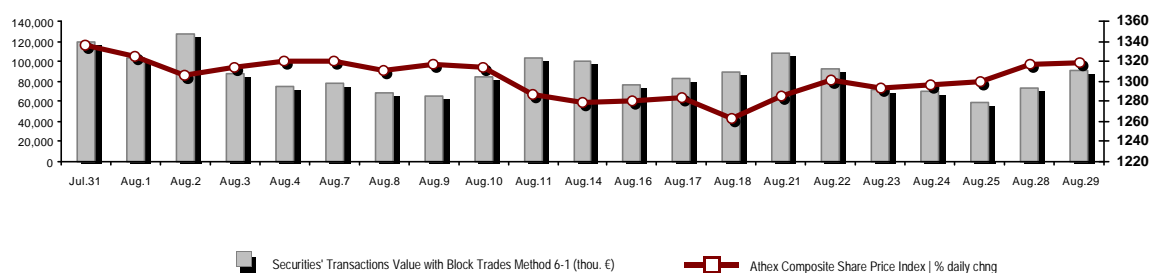
Stock Options

Stock Lending Analytic Figures

**Appendix A: Sectors codification for listed companies**

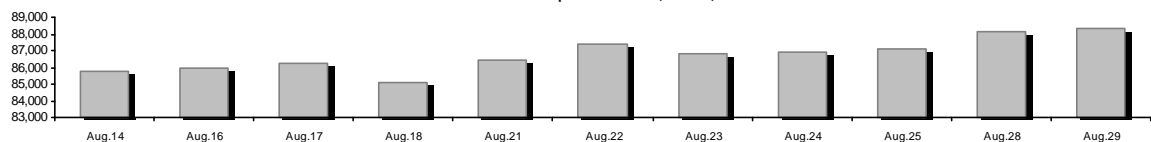
## Summary of Markets

Athex Composite Share Price Index vs Shares and Derivatives Transactions Value

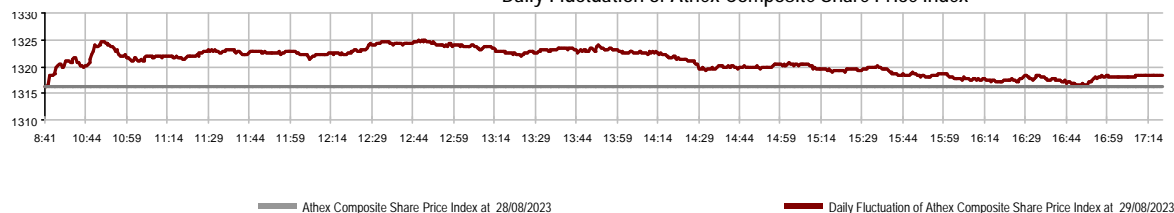


Athex Capitalisation (mill. €) **:	88,375.21		Derivatives Total Open Interest	514,386	
Daily change: mill. €   %	206.49	0.23%	in Index Futures   % daily chng	5,645	0.00%
Yearly Avg Capitalisation: mill. €   % chng prev year Avg	78,754.87	24.89%	in Stock Futures   % daily chng	506,996	0.00%
Athex Composite Share Price Index   % daily chng	1,318.34	0.16%	in Index Options   % daily chng	1,003	0.00%
Athex Composite Share Price Index Capitalisation (mill. €)	81,142.01		in Stock Options   % daily chng	742	0.00%
Daily change (mill. €)	197.13				
Securities' Transactions Value with Block Trades Method 6-1 (t	90,622.36		Derivatives Contracts Volume:	13,519	
Daily change: %	17,733.94	24.33%	Daily change: pieces   %	-5,503	-28.93%
YtD Avg Trans. Value: thou. €   % chng prev year Avg	103,976.23	43.91%	YtD Avg Derivatives Contracts % chng prev year Avg	43,575	26.85%
Blocks Transactions Value of Method 6-1 (thou. €)	15,932.45		Derivatives Trades Number:	1,401	
Blocks Transactions Value of Method 6-2 & 6-3 (thou. €)	0.00		Daily change: number   %	-334	-19.25%
Bonds Transactions Value (thou.€)	797.91		YtD Avg Trades number % chng prev year Avg	2,314	12.67%
Securities' Transactions Volume with Block Trades Method 6-1 (tho	18,021.27		Lending Total Open Interest	181,906	
Daily change: thou. pieces   %	2,604.15	16.89%	Daily change: pieces   %	0	0.00%
YtD Avg Volume: % chng prev year Avg	34,931.87	23.21%	Lending Volume (Multilateral/Bilateral)	11,461	
Blocks Transactions Volume of Method 6-1 (thou. Pieces)	1,996.75		Daily change: pieces   %	11,461	
Blocks Transactions Volume of Method 6-2 & 6-3 (thou. Pieces)	0.00		Multilateral Lending	3,461	
Bonds Transactions Volume	850,000		Bilateral Lending	8,000	
Securities' Trades Number with Block Trades Method 6-1	33,690		Lending Trades Number:	7	
Daily change: number   %	-735	-2.14%	Daily change: %	7	
YtD Avg Trades number % chng prev year Avg	35,974	22.29%	Multilateral Lending Trades Number	6	
Number of Blocks Method 6-1	13		Bilateral Lending Trades Number	1	
Number of Blocks Method 6-2 & 6-3	0				
Number of Bonds Transactions	168				

Athex Capitalisation (mill. €) \*\*



Daily Fluctuation of Athex Composite Share Price Index



## Athex Indices

Index name	29/08/2023	28/08/2023	pts.	%	Min	Max	Year min	Year max	Year change
Athex Composite Share Price Index	1,318.34 #	1,316.27	2.07	0.16%	1,316.13	1,324.85	929.79	1,351.68	41.79% #
Athex ESG Index	1,503.35 #	1,499.18	4.17	0.28%	1,498.79	1,511.62	1,057.52	1,541.00	42.14% #
FTSE/Athex Large Cap	3,201.50 #	3,192.37	9.13	0.29%	3,190.86	3,218.98	2,250.77	3,280.71	42.19% #
FTSE/Athex Mid Cap Index	2,179.47 #	2,175.45	4.02	0.18%	2,175.45	2,198.42	1,411.43	2,224.46	54.42% #
FTSE/ATHEX High Dividend Yield Index	3,990.96 #	3,981.74	9.22	0.23%	3,976.66	4,008.46	3,028.28	4,088.01	31.79% #
FTSE/ATHEX Global Traders Index Plus	4,100.83 #	4,099.40	1.43	0.03%	4,089.03	4,115.43	2,616.09	4,115.43	56.75% #
FTSE/ATHEX Mid & Small Cap Factor-Weighted Ind	5,845.22 €	5,859.47	-14.25	-0.24%	5,825.97	5,882.63	4,353.12	5,946.34	32.98% #
ATHEX Select Index Plus	4,642.74 €	4,643.28	-0.54	-0.01%	4,629.31	4,670.24	3,071.06	4,762.60	51.18% #
ATHEX Select Index	7,000.58 €	7,038.39	-37.81	-0.54%	6,984.69	7,075.89	4,343.88	7,125.71	61.16% #
FTSE/Athex Market Index	762.91 #	760.80	2.11	0.28%	760.55	766.89	539.21	780.89	41.45% #
Athex Composite Index Total Return Index	2,383.24 #	2,379.49	3.75	0.16%	2,379.23	2,395.00	1,641.17	2,440.14	45.22% #
FTSE/Athex Large Cap Total Return	5,243.11 #	5,228.16	14.95	0.29%			3,623.42	5,338.50	45.60% #
FTSE/Athex Mid Cap Total Return	2,923.57 #	2,918.18	5.39	0.18%			1,881.61	2,956.50	57.38% #
Hellenic Mid & Small Cap Index	1,981.84 #	1,978.44	3.40	0.17%	1,976.09	1,992.26	1,365.14	2,011.62	45.17% #
FTSE/Athex Banks	1,065.41 #	1,063.04	2.37	0.22%	1,061.59	1,073.00	640.09	1,117.78	66.32% #
FTSE/Athex Financial Services	1,319.36 €	1,329.25	-9.89	-0.74%	1,314.42	1,339.13	672.72	1,514.55	92.49% #
FTSE/Athex Industrial Goods & Services	8,643.19 #	8,536.65	106.54	1.25%	8,536.65	8,651.06	4,603.86	8,651.06	86.34% #
FTSE/Athex Retail	1,325.37 €	1,326.15	-0.78	-0.06%	1,318.14	1,344.95	901.21	1,375.58	47.07% #
FTSE/ATHEX Real Estate	4,541.54 #	4,524.52	17.02	0.38%	4,499.23	4,549.38	3,750.22	4,816.41	11.50% #
FTSE/Athex Consumer Goods & Services	16,155.32 #	16,146.00	9.32	0.06%	15,966.27	16,155.63	8,974.47	16,164.60	76.41% #
FTSE/Athex Food & Beverage	10,092.16 #	10,051.62	40.54	0.40%	9,988.19	10,128.81	8,101.49	11,188.59	19.20% #
FTSE/Athex Basic Resources	10,399.12 €	10,480.47	-81.35	-0.78%	10,372.90	10,528.12	6,463.31	10,531.72	60.25% #
FTSE/Athex Construction & Materials	4,582.20 €	4,598.28	-16.08	-0.35%	4,558.87	4,620.71	3,204.90	4,808.27	42.97% #
FTSE/Athex Energy	5,374.14 €	5,419.44	-45.30	-0.84%	5,371.62	5,457.51	4,780.16	5,856.79	6.84% #
FTSE/Athex Travel & Leisure	2,918.00 #	2,891.24	26.76	0.93%	2,881.67	2,961.07	2,196.17	3,038.64	31.60% #
FTSE/Athex Technology	3,100.06 #	3,071.22	28.84	0.94%	3,071.22	3,121.69	2,047.81	3,121.69	50.91% #
FTSE/Athex Telecommunications	3,927.87 €	3,947.75	-19.88	-0.50%	3,927.87	3,997.41	3,511.53	4,415.99	-3.53% €
FTSE/Athex Utilities	5,671.56 #	5,643.74	27.82	0.49%	5,643.74	5,741.47	4,598.77	6,190.27	23.33% #
FTSE/Athex Health Care	471.40 €	478.24	-6.84	-1.43%	470.58	480.79	387.42	504.88	12.54% #
FTSE/Athex Personal Products	7,808.80 €	7,904.47	-95.67	-1.21%	7,692.39	7,906.48	6,441.87	8,386.11	18.20% #
Athex All Share Index	309.29 #	308.57	0.72	0.23%	309.29	309.29	231.11	314.56	34.33% #
MSCI GREECE REBASED	5,093.64 #	5,078.39	15.25	0.30%	5,073.77	5,128.37	4,125.04	5,209.29	---
Hellenic Corporate Bond Index	125.26 #	125.17	0.09	0.07%			118.78	125.26	5.27% #
Hellenic Corporate Bond Price Index	88.62 #	88.58	0.04	0.04%			85.96	88.63	2.77% #

Note 1: FTSE/Med 100, Hellenic Corporate Bond Price Index and Hellenic Corporate Bond Index closing prices refer to the previous trading day of 25/08/2023.

Note 2: The Hellenic Mid & Small Cap Index is a Customized index calculated by the Athens Exchange.

## Analytic Figures for Athex Market's Boards and Categories

	Total Traded Securities	Main Market	Surveillance	Exchange Traded Funds (ETFs)
Totals	121	110	10	1
Gain / Lose / Same:	47 / 45 / 29	43 / 45 / 22	3 / 0 / 7	1 / 0 / 0
Athex Capitalisation (mill. €) **	88,375.21	87,971.04	404.17	
Daily Average Trans/ons Value(thou.€)	103,976.23	103,728.61	238.69	48.76
Transactions Value	90,622.36	90,421.49	191.00	9.87
Main Board:	74,689.91	74,489.04	191.00	9.87
Blocks Board 6_2_3:	15,932.45	15,932.45	0.00	0.00
Forced Sales Board:	0.00	0.00	0.00	0.00
Special Terms Board:	0.00	0.00	0.00	0.00
Daily Average Transactions Volume	34,931,874	33,959,454	976,802	1,709
Transactions Volume	18,021,268	16,653,394	1,367,567	307
Main Board:	16,024,520	14,656,646	1,367,567	307
Blocks Board 6_2_3:	1,996,748	1,996,748	0	0
Forced Sales Board:	0	0	0	0
Special Terms Board:	0	0	0	0
Daily Average Number of Trades	35,974	35,754	217	3
Number of Trades	33,690	33,513	176	1
Main Board:	33,677	33,500	176	1
Blocks Board 6_2_3:	13	13	0	0
Forced Sales Board:	0	0	0	0
Special Terms Board:	0	0	0	0

## Trading Details by Athex Sectors and Financial Instruments (ETFs)

Code	Sectors	Gain / Lose / Same	Number of Trades	Transactions Volume	Transactions Value	% of Total Trans. Value
3010	- Banks	4 / 2 / 0	8,558	10,402,496	26,671,176.17	29.43%
5510	- Basic Resources	5 / 4 / 3	1,029	319,157	1,304,971.14	1.44%
5010	- Construction & Materials	3 / 6 / 6	2,241	880,509	4,407,712.10	4.86%
4020	- Consumer Products & Services	1 / 3 / 3	1,122	388,929	7,974,090.48	8.80%
6010	- Energy	1 / 3 / 0	1,672	186,661	2,809,077.37	3.10%
12000	- Financial Instruments	1 / 0 / 0	1	307	9,870.05	0.01%
3020	- Financial Services	2 / 2 / 1	354	58,570	325,195.60	0.36%
4510	- Food Beverage & Tobacco	4 / 1 / 0	256	192,277	887,819.11	0.98%
2010	- Health Care	2 / 1 / 0	137	56,219	80,030.93	0.09%
5020	- Industrial Goods & Services	8 / 6 / 3	3,704	1,647,327	9,138,484.12	10.08%
3030	- Insurance	0 / 0 / 1	25	2,098	9,869.14	0.01%
4030	- Media	1 / 0 / 0	19	98,800	52,838.00	0.06%
4520	- Personal Care, Drug & Grocery Stores	0 / 2 / 1	219	43,156	287,902.65	0.32%
3510	- Real Estate	3 / 2 / 5	650	146,325	770,346.97	0.85%
4040	- Retail	1 / 3 / 1	305	131,003	531,782.30	0.59%
1010	- Technology	4 / 6 / 1	1,537	539,250	1,812,275.36	2.00%
1510	- Telecommunications	0 / 2 / 0	1,586	280,715	3,956,388.55	4.37%
4050	- Travel & Leisure	4 / 1 / 3	4,008	817,264	8,873,942.90	9.79%
6510	- Utilities	3 / 1 / 1	6,267	1,830,205	20,718,585.41	22.86%

## Top 10 best &amp; worst performing Shares

Main Market					
With positive Price change	Closing price	change	With negative Price change	Closing price	change
INTERWOOD-XYLEMPORIA (CR)	0.443	7.79% #	KRI-KRI S.A. (CR)	8.08	-3.12% €
SIDMA STEEL (CR)	2.99	3.46% #	UNIBIOS (CR)	1.21	-2.81% €
BIOKARPET S.A.(CR)	3.3	3.13% #	REVOIL (CR)	2.04	-2.39% €
EPSILON NET (CR)	11.28	2.55% #	EKTER SA (CR)	2.78	-2.11% €
MERMEREN KOMB. A.D. PR. (GDR)	41.4	1.97% #	BANK OF GREECE (CR)	16.95	-2.02% €
KIRIAKOULIS SHIPPING SA (CR)	1.07	1.91% #	LAVIPHARM SA (CR)	0.706	-1.94% €
QUEST HOLDINGS (CR)	6.22	1.63% #	CENTRIC HOLDINGS (CR)	0.399	-1.72% €
MYTILINEOS (CR)	38.28	1.38% #	AEGEAN AIRLINES (CR)	13.48	-1.61% €
P.P.A. S.A. (CR)	22.2	1.37% #	MOTOR OIL (CR)	23.1	-1.54% €
OPAP (CR)	15.7	1.36% #	BRIQ PROPERTIES (CR)	1.97	-1.50% €
With the highest Transactions Value	Value (thou. €)	change	With the highest Transactions Volume	Volume	change
TERNA ENERGY (CR)	14,944.17	0.31% #	PIRAEUS FINANCIAL HOLD (CR)	3,659,527	0.86% #
PIRAEUS FINANCIAL HOLD (CR)	12,073.47	0.86% #	EUROBANK HOLDINGS (CR)	3,109,952	0.64% #
OPAP (CR)	7,563.28	1.36% #	ALPHA SERVICES HOLD (CR)	2,797,512	0.65% #
JUMBO SA (CR)	7,488.34	0.00% ↘	TERNA ENERGY (CR)	918,694	0.31% #
MYTILINEOS (CR)	6,704.88	1.38% #	NATIONAL BANK (CR)	833,844	-1.03% €
NATIONAL BANK (CR)	5,337.05	-1.03% €	OPAP (CR)	480,408	1.36% #
EUROBANK HOLDINGS (CR)	4,907.59	0.64% #	PPC (CR)	440,679	0.69% #
PPC (CR)	4,544.73	0.69% #	ADMIE (IPTO) HOLDING S.A. (CR)	438,318	0.86% #
ALPHA SERVICES HOLD (CR)	4,325.29	0.65% #	INTRACOM HOLDINGS (CR)	360,032	-0.22% €
OTE (CR)	3,932.26	-0.50% €	OTE (CR)	278,133	-0.50% €

Note: Stocks that are not included in the "Under Supervision" category, and the transactions value is more than 10,000 €.

## Derivatives Summary

	Number of Trades	Volume	Open Interest
<b>Index Futures</b>	<b>135</b>	<b>751</b>	<b>5,645</b>
FTSE/Athex Banks	2	10	2,027
FTSE/Athex Large Cap	133	741	3,415
MSCI GREECE REBASED	0	0	203
<b>Stock Futures</b>	<b>1,241</b>	<b>12,550</b>	<b>506,996</b>
ADMIE (IPTO) HOLDING S.A. (CR)	61	755	18,462
AEGEAN AIRLINES (CR)	49	240	7,219
ALPHA SERVICES HOLD (CR)	126	5,443	215,839
AUTOHELLAS SA (CR)	3	3	141
AVAX S.A. (CR)	0	0	1,877
CC HBC AG (CR)	8	21	664
CENERGY HOLDINGS (CB)	30	111	5,813
ELLAKTOR (CR)	9	73	762
ELVALHALCOR (CR)	12	47	2,448
EUROBANK HOLDINGS (CR)	19	288	44,286
EYDAP S.A. (CR)	6	22	1,889
FOURLIS (CR)	7	17	750
GEK TERNA (CR)	7	19	7,054
HELLENIC EXCHANGES-A.S.E. (CR)	34	174	8,471
HELLENIQ ENERGY (CR)	18	82	1,717
INTRACOM HOLDINGS (CR)	94	458	5,221
INTRAKAT (CR)	27	225	6,880
JUMBO SA (CR)	2	10	294
LAMDA DEVELOPMENT SA (CR)	18	74	5,555
MIG (CR)	0	0	69
MOTOR OIL (CR)	14	46	1,973
MYTILINEOS (CR)	45	136	3,980
NATIONAL BANK (CR)	67	413	18,863
OPAP (CR)	82	582	2,760
OTE (CR)	29	99	11,331
P.P.A. S.A. (CR)	0	0	294
PIRAEUS FINANCIAL HOLD (CR)	118	1,776	81,806
PPC (CR)	160	589	29,899
QUEST HOLDINGS (CR)	0	0	199
TERNA ENERGY (CR)	148	687	14,405
TITAN CEMENT (CB)	10	32	732
VIOHALCO SA/NV (CB)	38	128	5,343
<b>Index Options</b>	<b>12</b>	<b>134</b>	<b>1,003</b>
FTSE/Athex Large Cap	12	134	1,003
<b>Stock Options</b>	<b>13</b>	<b>84</b>	<b>742</b>
ALPHA SERVICES HOLD (CR)	0	0	14
NATIONAL BANK (CR)	0	0	324
OPAP (CR)	7	37	104
OTE (CR)	0	0	70
PIRAEUS FINANCIAL HOLD (CR)	0	0	8
PPC (CR)	6	47	222
<b>Total Derivatives Traded</b>	<b>1,401</b>	<b>13,519</b>	<b>514,386</b>

Number of Outstanding Securities	Nominal Value	Dividends [1]			Date of Last Coupon Dividend [2]		Date of Right	Note	Shares	Closing price	% change	Previous closing price/date		Open price	Price min	Price max	Last price	Avg price	Last Bid [7]	Last Ask [7]	P/E after tax	Year	Volume	Trades	Transactions Value[8]	Company Mkt Value (thou. €)	Year low	Year high	Sector[ 4]
----------------------------------	---------------	---------------	--	--	----------------------------------	--	---------------	------	--------	---------------	----------	-----------------------------	--	------------	-----------	-----------	------------	-----------	--------------	--------------	---------------	------	--------	--------	-----------------------	-----------------------------	----------	-----------	------------

Main Market - High Liquidity Class

2,348,908,567	0.290	---	---	---	07/04/2008	18/04/2017	---	ALPHA SERVICES HOLD (CR)		1.54	0.65	P	1.53	28/08/2023	1.53	1.53	1.554	1.54	1.546	3000@1.54	11120@1.54	---	---	2,797,512	1,804	4,325,285.39	3,617,319.19	1.0015	1.682	30101010
36,353,868	1.00	---	---	(0.025)	10/07/2023	21/08/2023	---	AUSTRIACARD (CB)		7.1	0.71	P	7.05	28/08/2023	7	6.95	7.1	7.1	7.036	266@7.00	275@7.10	---	---	6,227	67	43,814.60	258,112.46	5.2	7.7	10101010
48,624,764	0.080	0.23	0.46	0.65	24/04/2023	05/12/2022	---	AUTOHELLAS SA (CR)		14.14	1.00	P	14	28/08/2023	14	13.88	14.14	14.14	14.041	145@13.90	473@14.14	---	---	29,788	344	418,262.16	687,554.16	10.06	14.76	40201040
190,162,681		---	---	0.05	19/06/2023	07/12/2016	---	CENERGY HOLDINGS (CB)		7.2	0.14	P	7.19	28/08/2023	7.19	7.15	7.27	7.2	7.201	264@7.19	3492@7.20	---	---	181,236	638	1,305,063.18	1,369,171.30	3.015	7.27	50202010
372,553,049	6.70	0.64	0.71	0.78	25/05/2023	29/04/2013	---	CC HBC AG (CR)		26.9	0.45	P	26.78	28/08/2023	26.61	26.61	26.99	26.9	26.878	155@26.90	50@26.98	---	---	11,512	82	309,418.880	0,021,677.02	21.54	29.91	45101020
3,710,677,508	0.220	---	---	---	02/05/2008	20/05/2019	---	EUROBANK HOLDINGS (CR)		1.58	0.64	P	1.57	28/08/2023	1.57	1.564	1.5895	1.58	1.578	18545@1.58	140176@1.58	---	---	3,109,952	1,147	4,907,586.69	5,862,870.46	1.0495	1.72	30101010
52,131,944	1.00	---	0.1102	0.11	29/06/2023	23/07/2019	---	FOURLIS (CR)		4.76	0.21	P	4.75	28/08/2023	4.77	4.755	4.84	4.76	4.794	13@4.76	70@4.78	---	---	78,836	146	377,946.66	248,148.05	3.26	5	40401010
305,635,185	2.18	0.1	0.1	0.3	28/06/2023	01/10/2003	---	HELLENIO ENERGY (CR)		8.31	1.34	P	8.2	28/08/2023	8.16	8.16	8.33	8.31	8.3	15@8.29	2208@8.31	---	---	76,376	460	633,956.78	2,539,828.39	6.93	8.68	60101020
83,600,000	0.760	---	---	---	03/07/2007	17/07/2023	---	INTRACOM HOLDINGS (CR)		2.315	-0.22	E	2.32	28/08/2023	2.32	2.315	2.39	2.315	2.36	300@2.31	3355@2.34	---	---	360,032	648	849,596.54	193,534.00	1.678	2.39	10101010
160,523,985	0.300	---	---	---	12/08/2008	30/12/2022	---	INTRAKAT (CR)		3.16	---	γ	3.16	28/08/2023	3.165	3.13	3.175	3.16	3.15	276@3.15	46853@3.16	---	---	126,943	209	399,810.24	507,255.79	1.366	3.31	50101010
136,059,759	0.880	0.77	0.77	0.322	23/08/2023	05/03/2014	---	JUMBO SA (CR)		29	---	γ	29	28/08/2023	28.8	28.64	29	29	28.98	1319@28.96	15@29.02	---	---	258,400	631	7,488,344.10	3,945,733.01	15.61	29.2	40203045
176,736,715	0.300	---	---	---	30/05/2007	27/11/2019	---	LAMDA DEVELOPMENT SA (CR)		6.885	0.58	P	6.845	28/08/2023	6.8	6.8	6.895	6.885	6.873	9@6.88	88@6.89	---	---	71,259	349	489,741.89	1,216,832.28	5.505	7.42	35101010
24,377,795	0.230	---	---	0.04	03/07/2023	08/06/2022	---	PROFILE SA (CR)		4.75	-0.83	E	4.79	28/08/2023	4.82	4.73	4.83	4.75	4.786	322@4.74	500@4.76	---	---	26,387	87	126,290.78	115,794.53	2.575	4.96	10101010
107,222,688	0.440	---	(0.5667)	0.2	20/06/2023	16/03/2022	---	QUEST HOLDINGS (CR)		6.22	1.63	P	6.12	28/08/2023	6.14	6.1	6.22	6.22	6.151	680@6.10	250@6.23	---	---	20,535	136	126,314.00	666,925.12	4.655	6.73	10101010
78,325,475		---	---	0.6	28/06/2023	23/07/2019	---	TITAN CEMENT (CB)		18.06	-0.66	E	18.18	28/08/2023	18.16	18.06	18.28	18.06	18.038	196@18.04	543@18.18	---	---	126,909	320	2,289,161.32	1,414,558.08	12.04	19.44	50101030
259,189,761		0.02	0.1	0.12	19/06/2023	26/02/2016	---	VIOHALCO SAINV (CB)		6.95	-1.42	E	7.05	28/08/2023	7	6.91	7.07	6.95	6.984	17@6.94	172@6.95	---	---	122,899	434	858,362.71	1,801,368.84	3.995	7.08	55102015
144,321,516	0.300	---	---	0.07	19/06/2023	22/01/2020	---	AVAX S.A. (CR)		1.57	-0.38	E	1.576	28/08/2023	1.576	1.566	1.59	1.57	1.574	611@1.56	310@1.58	---	---	53,489	110	84,179.06	226,584.78	0.748	1.786	50101010
232,000,000	2.12	0.1069	0.0854	0.0682	29/08/2022	19/06/2017	---	ADMIE (IPTO) HOLDING S.A. (CR)		2.35	0.86	P	2.33	28/08/2023	2.35	2.32	2.395	2.35	2.364	39193@2.35	1483@2.35	18.74	2022	438,318	662	1,036,082.93	545,200.00	1.64	2.52	65101015
90,167,100	0.500	---	---	---	03/06/2019	24/05/2021	---	AEGEAN AIRLINES (CR)		13.48	-1.61	E	13.7	28/08/2023	13.76	13.42	13.78	13.48	13.628	3001@13.46	47@13.50	---	---	86,509	639	1,178,921.40	1,215,452.51	5.27	13.8	40501010
103,423,291	0.570	---	---	---	01/08/2011	23/08/2023	---	GEK TERNA (CR)		13.44	-0.44	E	13.5	28/08/2023	13.5	13.2	13.58	13.44	13.374	66@13.40	910@13.44	---	---	53,093	552	710,080.14	1,390,009.03	10.42	14.84	50101010
382,000,000	2.48	---	---	---	20/07/2015	12/12/2001	---	PPC (CR)		10.27	0.69	P	10.2	28/08/2023	10.28	10.2	10.44	10.27	10.313	2292@10.25	6534@10.27	---	---	440,679	1,447	4,544,730.76	3,923,140.00	6.6	11.22	65101015
914,715,153	1.00	---	---	---	16/05/2008	29/08/2018	---	NATIONAL BANK (CR)		6.356	-1.03	E	6.422	28/08/2023	6.39	6.354	6.48	6.356	6.401	1015@6.35	300@6.36	---	---	833,844	1,411	5,337,047.60	5,813,929.51	3.746	6.514	30101010
375,241,586	0.390	0.01	0.03	0.06	26/06/2023	14/07/2006	---	ELVALHALCOR (CR)		2.19	---	γ	2.19	28/08/2023	2.215	2.175	2.225	2.19	2.198	779@2.18	2258@2.19	---	---	114,874	297	252,467.36	821,779.07	1.52	2.39	55102015
348,192,005	0.040	---	---	---	05/07/2011	16/07/2021	---	ELLAKTOR (CR)		2.435	0.62	P	2.42	28/08/2023	2.42	2.41	2.465	2.435	2.437	496@2.42	932@2.44	---	---	58,231	217	141,903.20	847,847.53	1.706	2.7	50101010
60,348,000	0.420	0.07	0.1515	0.1565	14/06/2023	04/08/2021	---	HELLENIC EXCHANGES-A.S.E. (CR)		5.34	-0.74	E	5.38	28/08/2023	5.38	5.31	5.42	5.34	5.373	4490@5.34	279@5.35	---	---	46,900	188	251,999.89	322,258.32	3.09	6.13	30202015
106,500,000	0.600	---	0.28	---	05/09/2022	13/09/2021	---	EYDAP S.A. (CR)		6.62	-0.75	E	6.67	28/08/2023	6.62	6.54	6.75	6.62	6.672	307@6.58	7480@6.62	---	---	24,934	294	166,349.65	705,030.00	6.06	7.34	65102030
110,782,980	0.750	---	0.9054	1.6299	26/06/2023	04/11/2013	---	MOTOR OIL (CR)		23.1	-1.54	E	23.46	28/08/2023	23.46	23.1	23.58	23.1	23.319	211@23.08	159@23.16	---	---	91,425	1,098	2,131,961.06	2,559,086.84	20.84	25.82	60101020
142,891,161	0.970	0.378	0.4341	1.24	27/06/2023	07/07/2017	---	MYTILINEOS (CR)		38.28	1.38	P	37.76	28/08/2023	37.8	37.78	38.3	38.28	38.072	100@38.06	1712@38.30	---	---	176,111	2,139	6,704,878.42	5,469,873.64	19.94	38.3	50203000
370,062,741	0.300	0.55	0.6	1	06/06/2023	19/06/2023	---	OPAP (CR)		15.7	1.36	P	15.49	28/08/2023	15.5	15.43	15.92	15.7	15.743	500@15.68	1321@15.71	---	---	480,408	3,273	7,563,278.44	5,809,985.03	13.0232	16.9242	40501020
426,247,547	2.83	0.6879	0.8231	0.5888	05/07/2023	18/06/1998	---	OTE (CR)		14.03	-0.50	E	14.1	28/08/2023	14.1	14.03	14.28	14.03	14.138	2760@14.02	289@14.12	---	---	278,133	1,551	3,932,262.83	5,980,253.08	12.57	15.81	15102015
1,250,367,223	0.930	---	---	---	16/05/2008	14/04/2021	---	PIRAEUS FINANCIAL HOLD (CR)		3.3	0.86	P	3.272	28/08/2023	3.304	3.276	3.33	3.3	3.299	996@3.30	4611@3.30	---	---	3,659,527	4,158	12,073,467.95	4,126,211.84	1.43	3.596	30101010
66,850,563	0.780	0.2239	0.1493	0.1495	09/05/2023	13/06/2018	---	GR. SARANTIS S.A. (CR)		7.85	-1.26	E	7.95	28/08/2023	7.95	7.73	7.95	7.85	7.803	705@7.75	309@7.86	---	---	35,709	193	278,621.92	524,776.92	6.39	8.46	45201020
118,105,090	0.300	0.3407	0.3411	0.3798	26/06/2023	05/03/2020	---	TERNA ENERGY (CR)		16.2	0.31	P	16.15	28/08/2023	16.15	16.1	16.4	16.2	16.267	33546@16.20	2350@16.25	---	---	918,694	3,832	14,944,166.64	1,913,302.46	15.92	21.34	65101010

Main Market - Medium Liquidity Class

13,126,020	0.660	0.0837	0.1163	0.1158	26/07/2023	04/09/2020	---	AS COMPANY SA (CR)		2.69	---	γ	2.69	28/08/2023	2.68	2.62	2.76	2.69	2.678	100@2.63	670@2.69	---	---	15,285	38	40,931.63	35,308.99	2.02	2.76	40401030
3,114,144	0.360	0.1558	0.3427	0.2304	29/05/2023	02/06/2020	---	ALPHA TRUST (CR)		7	0.72	P	6.95	28/08/2023	6.95	6.95	7	7	6.983	100@5.00	50@8.40	---	---	1,210	18	8,449.00	21,799.01	4.32	7	30202010
215,805,843	0.300	0.05	---	---	30/12/2021	15/11/2022	---	ATTICA HOLDINGS (CR)		2.64	---	γ	2.64	28/08/2023	2.64	2.64	2.64	2.64	2.647	184925@2.64	374@2.74	---	---	5,734	10	15,137.76	569,727.43	1.865	2.65	40501015

Number of Outstanding Securities	Nominal Value	Dividends [1]			Date of Last Coupon Dividend [2]		Note	Shares	Closing price	% change	Previous closing price/date	Open price	Price min	Price max	Last price	Avg price	Last Bid [7]	Last Ask [7]	P/E after tax	Year	Volume	Trades	Transactions Value[8]	Company Mkt Value (thou. €)	Year low	Year high	Sector[ 4]
151,654,947	0.040	---	---	---	01/07/2008	21/02/2020	---	AVE (CR)	0.54	0.37 <b>P</b>	0.538 28/08/2023	0.532	0.532	0.54	0.54	0.53510000@0.524	3969@0.540	---	---	---	98,800	19	52,838.00	81,893.67	0.506	0.586	40301010
35,764,593	2.10	0.06	0.075	0.1046	02/05/2023	25/11/2019	---	BRIQ PROPERTIES (CR)	1.97	-1.50 <b>E</b>	2 28/08/2023	2.02	1.965	2.02	1.97	2 1250@1.97	7493@2.00	---	---	---	29,122	68	58,255.25	70,456.25	1.9	2.11	35102030
101,123,806	0.360	---	---	---	22/07/2010	28/06/2011	---	CENTRIC HOLDINGS (CR)	0.399	-1.72 <b>E</b>	0.406 28/08/2023	0.419	0.398	0.419	0.399	0.40219651@0.398	4997@0.403	---	---	---	85,609	83	34,410.61	40,348.40	0.263	0.457	40203040
784,500	10.00	---	0.3	---	24/05/2022	31/07/2018	---	CNL CAPITAL (CR)	7.4	-1.33 <b>E</b>	7.5 28/08/2023	7.45	7.25	7.8	7.4	7.504 100@7.30	90@7.40	-(6)-	2022	---	3,263	57	24,485.80	5,805.30	5.9	8	30202010
10,246,800	0.300	---	---	---	06/10/2005	13/02/2002	---	CPI SA (CR)	0.736	-1.87 <b>E</b>	0.75 28/08/2023	0.73	0.72	0.74	0.736	0.724 4@0.730	544@0.736	---	---	---	5,632	18	4,076.76	7,541.64	0.548	0.892	10102030
18,680,300	0.050	---	---	---	06/07/2022	---	---	DIMAND (CR)	12.3	---	12.3 28/08/2023	12.25	12	12.3	12.3	12.149 710@12.00	287@12.30	---	---	---	13,549	98	164,607.70	229,767.69	11	14.9	35101010
54,200,000	0.075	---	0.035	0.074	18/07/2023	23/11/2021	---	EPSILON NET (CR)	11.28	2.55 <b>P</b>	11 28/08/2023	11.2	11.1	11.48	11.28	11.305 50@11.16	4426@11.28	---	---	---	41,264	339	466,503.20	611,376.00	6.2	11.48	10101015
40,134,921	0.400	---	---	---	30/08/1993	26/06/2023	---	IDEAL HOLDINGS (CR)	5.25	0.58 <b>P</b>	5.22 28/08/2023	5.27	5.23	5.3	5.25	5.261 610@5.24	320@5.26	---	---	---	11,481	58	60,397.19	210,708.34	3.38	5.72	10102030
167,868,482	0.300	---	---	---	20/08/2007	28/11/2022	---	LAVIPHARM SA (CR)	0.706	-1.94 <b>E</b>	0.72 28/08/2023	0.706	0.706	0.722	0.706	0.711 1379@0.706	500@0.712	---	---	---	43,309	52	30,814.08	118,515.15	0.366	0.78	20103015
4,740,000	0.860	---	---	---	14/03/2003	---	---	LOGISMOS S.A. (CR)	1.35	-0.74 <b>E</b>	1.36 28/08/2023	1.35	1.31	1.35	1.35	1.32 122@1.32	1333@1.35	-(6)-	2022	---	625	10	825.01	6,399.00	0.91	1.41	10101015
17,120,280	0.940	0.06	0.06	---	27/06/2022	26/06/2023	---	LOULIS FOOD (CR)	3.37	1.20 <b>P</b>	3.33 28/08/2023	3.25	3.25	3.42	3.37	3.365 60@3.31	232@3.37	---	---	---	11,727	43	39,457.79	57,695.34	2.38	3.7	45102020
4,419,616	1.58	---	---	0.1531	10/07/2023	04/03/2015	---	MEDICON S.A (CR)	4.1	0.99 <b>P</b>	4.06 28/08/2023	4.13	4.06	4.13	4.1	4.067 166@4.08	664@4.10	---	---	---	11,357	71	46,194.55	18,120.43	3.4	4.4	20102010
468,700	2.24	3.42	---	---	03/05/2022	21/05/2004	---	MERMEREN KOMB. A.D. PR. (GDR)	41.4	1.97 <b>P</b>	40.6 28/08/2023	41.6	41	43	42.4	41.334 34@38.40	126@42.40	1.38	2022	---	357	16	14,756.20	19,404.18	31	59	55102000
10,500,000	0.950	---	---	---	24/06/2008	21/07/2023	---	MEVACO SA (CR)	4	-1.96 <b>E</b>	4.08 28/08/2023	4	4	4.08	4.08	4 300@3.94	278@4.08	13.26	2022	---	501	3	2,004.08	42,000.00	2.52	4.22	55102015
31,317,025	0.400	---	---	---	26/04/2007	10/05/2023	---	MIG (CR)	4.105	0.86 <b>P</b>	4.07 28/08/2023	3.95	3.95	4.12	4.105	4.022 129@4.01	50@4.11	---	---	---	3,569	41	14,354.05	128,556.39	0.987	8.4	30202000
87,127,162	0.500	---	---	---	08/06/2023	28/07/2021	---	PREMIA (CR)	1.288	---	1.288 28/08/2023	1.292	1.284	1.294	1.288	1.289 300@1.28	799@1.29	---	---	---	22,993	82	29,644.10	112,219.78	1.07	1.41	35102000
27,345,120	0.280	---	---	---	18/07/2005	26/02/2014	---	QUALITY & RELIABILITY SA (CR)	0.764	-0.52 <b>E</b>	0.768 28/08/2023	0.774	0.748	0.774	0.764	0.757 1000@0.750	900@0.768	---	---	---	45,061	73	34,127.18	20,891.67	0.465	0.824	10101010
6,456,530	1.08	0.0804	0.12	0.1314	17/07/2023	02/08/2010	---	SPACE HELLAS SA (CR)	9.28	-1.49 <b>E</b>	9.42 28/08/2023	9.32	9.24	9.5	9.28	9.344 10@9.20	30@9.30	---	---	---	2,582	35	24,125.72	59,916.60	5.28	10	15101010
17,190,046	0.290	---	---	---	16/11/1992	30/11/2022	---	UNIBIOS (CR)	1.21	-2.81 <b>E</b>	1.245 28/08/2023	1.22	1.21	1.25	1.21	1.233 79@1.21	300@1.23	---	---	---	24,874	48	30,676.89	20,799.96	0.558	1.31	50204000
32,413,681	0.370	---	---	---	15/07/2009	11/05/2000	---	ALUMIL (CR)	3.82	0.53 <b>P</b>	3.8 28/08/2023	3.8	3.8	3.88	3.82	3.824 250@3.80	348@3.82	---	---	---	5,988	50	22,895.35	123,820.26	1.986	4.26	55102035
3,534,269	3.44 (0.4452)	0.8907	---	---	22/05/2023	19/07/2022	---	ANDROMEDA SA (CR)	7.2	---	7.2 28/08/2023	7.2	7.08	7.2	7.2	7.141 200@7.02	76@7.20	---	2022	---	3,628	50	25,906.86	25,446.74	5.9	7.4	30204000
18,810,000	0.400	---	---	---	08/07/2010	14/11/2007	---	VARVERIS - MODA BAGNO SA (CR)	0.785	-1.88 <b>E</b>	0.8 28/08/2023	0.81	0.775	0.83	0.785	0.785 255@0.775	498@0.785	---	---	---	4,926	12	3,867.27	14,765.85	0.6	0.83	40401025
23,986,500	1.04	---	---	---	26/06/2009	28/08/2023	---	BIOKARPET S.A.(CR)	3.3	3.13 <b>P</b>	3.2 28/08/2023	3.22	3.14	3.32	3.3	3.244 115@3.23	15@3.30	---	---	---	24,918	73	80,846.12	79,155.45	1.5	3.47	50101035
6,325,000	0.600	---	0.19	0.153	03/07/2023	17/02/2014	---	VOYATZOGLOU (CR)	2.56	0.79 <b>P</b>	2.54 28/08/2023	2.56	2.56	2.58	2.58	2.56 25@2.46	200@2.54	---	---	---	101	3	258.58	16,192.00	1.97	2.8	50205010
24,060,000	0.300	0.035	0.055	0.075	25/04/2023	01/07/2019	---	GEN. COMMERCIAL & IND.SA (CR)	1.96	0.51 <b>P</b>	1.95 28/08/2023	1.955	1.92	2	1.96	1.961 400@1.92	470@1.96	12.12	2022	---	4,317	22	8,463.91	47,157.60	1.175	2.11	50205010
15,878,748	0.480	---	---	---	10/07/2006	22/03/2004	---	DOMIKI KRITIS SA (CR)	3.19	-0.31 <b>E</b>	3.2 28/08/2023	3.2	3.15	3.25	3.19	3.197 1390@3.19	1249@3.23	---	---	---	57,954	123	185,258.54	50,653.21	0.71	3.52	50101010
34,720,000	0.310	---	---	---	16/06/2010	01/08/2007	---	DROMEAS SA (CR)	0.392	---	0.392 28/08/2023	---	---	---	---	1000@0.380	1249@0.389	---	---	---	---	---	---	13,610.24	0.3	0.45	40202015
13,673,200	0.880	---	---	---	18/07/2008	26/07/2001	---	EVROFARMA SA (CR)	1.1	1.85 <b>P</b>	1.08 28/08/2023	1.09	1.09	1.1	1.1	1.098 100@1.05	1579@1.10	---	---	---	300	4	329.50	15,040.52	0.684	1.14	45102020
11,250,000	0.520	---	0.0405	0.08	07/08/2023	09/11/2015	---	EKTER SA (CR)	2.78	-2.11 <b>E</b>	2.84 28/08/2023	2.8	2.74	2.85	2.78	2.782 180@2.76	500@2.79	---	---	---	123,547	311	343,733.40	31,275.00	1.33	3.34	50101010
18,410,839	1.00	0.027	0.262	0.202	23/08/2023	10/09/2010	---	ELASTRON (CR)	3.48	---	3.48 28/08/2023	3.5	3.35	3.5	3.48	3.452 1@3.47	3894@3.48	---	---	---	15,843	64	54,696.59	64,069.72	2.21	3.82	55102010
60,295,607	0.240	---	---	---	09/07/2007	01/07/2021	---	ELGEKA SA (CR)	0.566	---	0.566 28/08/2023	0.6	0.566	0.6	0.566	0.57759645@0.566	1570@0.594	---	---	---	4,500	8	2,597.27	34,127.31	0.38	0.6	45201010
23,828,130	0.500	---	0.0737	---	18/07/2022	17/02/2009	---	ELINOIL S.A. (CR)	2.66	-0.75 <b>E</b>	2.68 28/08/2023	2.64	2.6	2.7	2.66	2.651 5@2.61	440@2.69	---	---	---	7,620	37	20,203.60	63,382.83	1.82	2.83	60101020
19,864,886	5.60	0.672	0.672	0.672	20/04/2023	02/07/2008	---	BANK OF GREECE (CR)	16.95	-2.02 <b>E</b>	17.3 28/08/2023	17.05	16.9	17.15	16.95	17.013 120@16.95	286@17.05	---	---	---	1,561	33	26,557.50	336,709.82	15.55	18	30101010
26,730,187	0.520	0.08	0.1	0.12	29/06/2023	01/08/2017	---	ELTON SA (CR)	2.71	-0.37 <b>E</b>	2.72 28/08/2023	2.74	2.66	2.74	2.71	2.691 300@2.67	2034@2.71	---	---	---	43,219	126	116,310.04	72,438.81	2.08	2.92	50205010
30,000,000	0.050	0.06	0.09	0.1	09/06/2023	11/06/2020	---	ENTERSOFT (CR)	6.14	-0.33 <b>E</b>	6.16 28/08/2023	6.2	6.12	6.2	6.14	6.171 20@6.14	142@6.16	---	---	---	13,928	80	85,955.24	184,200.00	3.61	6.34	10101015
36,300,000	1.12	0.223	0.2186	---	14/09/2022	12/12/2007	---	THESSALONIKA WATER & SEWERAGE	3.61	---	3.61 28/08/2023	3.61	3.56	3.61	3.61	3.596 505@3.58	2161@3.61	---	---	---	7,580	32	27,255.43	131,043.00	3.21	3.92	65102030
14,833,480	0.300	---	---	---	02/06/2010	04/02/2022	---	EUROCONSULTANTS S.A. (CR)	1.02	0.99 <b>P</b>	1.01 28/08/2023	1.01	0.99	1.025	1.02	1.008 159@1.00	1677@1.03	---	---	---	23,104	69	23,283.42	15,130.15	0.576	1.105	50205020
86,735,980	0.310	---	---	---	06/07/2009	18/08/2022	---	ATHENS MEDICAL CENTER SA (CR)	1.96	0.51 <b>P</b>	1.95 28/08/2023	1.975	1.91	1.975	1.96	1.946 50@1.91	107@1.96	---	---	---	1,553	14	3,022.30	170,002.52	1.375	2.15	20101025
114,320,400	0.100	---	0.01	---	26/11/2021	05/08/2019	---	IKTINOS HELLAS SA (CR)	0.645	-0.77 <b>E</b>	0.65 28/08/2023	0.654	0.634	0.657	0.645	0.646 2329@0.634	8514@0.645	---	---	---	71,594	115	46,238.15	73,736.66	0.4855	0.734	50101035

Number of Outstanding Securities	Nominal Value	Dividends [1]			Date of Last Coupon Dividend [2]		Date of Last Coupon Right	Note	Shares	Closing price	% change	Previous closing price/date		Open price	Price min	Price max	Last price	Avg price	Last Bid [7]	Last Ask [7]	P/E after tax	Year	Volume	Trades	Transactions Value[8]	Company Mkt Value (thou. €)	Year low	Year high	Sector[ 4]
8,226,132	0.450	---	---	0.02	17/07/2023	13/10/2014	---	---	ILYDA S.A. (CR)	1.795	---	1.795	28/08/2023	1.77	1.76	1.8	1.795	1.78	694@1.76	1950@1.80	11.49	2022	8,078	21	14,374.86	14,765.91	1.055	1.92	10101015
2,566,836	0.440	---	0.016	0.016	03/07/2023	09/01/2007	---	---	INTERWOOD-XYLEMPORIA (PR)	0.4	---	0.4	28/08/2023	0.408	0.4	0.408	0.4	0.4	93@0.390	707@0.400	---	---	2,370	3	948.56	16,525.72	0.192	0.5	50101020
34,986,430	0.440	---	---	---	25/07/2008	23/02/2010	---	---	INTERWOOD-XYLEMPORIA (CR)	0.443	7.79 P	0.411	28/08/2023	0.417	0.417	0.448	0.443	0.437	100@0.434	2831@0.445	---	---	102,250	91	44,734.34	16,525.72	0.1975	0.49	50101020
18,567,912	0.590	0.12	0.24	---	05/07/2023	26/01/2021	---	---	INTERLIFE G.C.I.(CR)	4.73	---	4.73	28/08/2023	4.76	4.68	4.76	4.73	4.704	422@4.69	100@4.75	---	2022	2,098	25	9,869.14	87,826.22	3.47	4.95	30302025
8,424,900	0.500	---	---	---	12/07/2010	04/07/2019	---	---	INTERTECH SA (CR)	1.525	-2.24 E	1.56	28/08/2023	1.59	1.52	1.59	1.525	1.539	90@1.53	1000@1.55	26.33	2022	1,201	10	1,848.50	12,847.97	0.92	1.72	50205010
19,804,134	0.150	---	---	---	01/07/2004	06/11/2017	---	---	KEKROPS SA (CR)	1.25	---	1.25	28/08/2023	1.265	1.24	1.265	1.25	1.251	300@1.23	5525@1.25	2.38	2022	1,758	17	2,200.09	24,755.17	0.903	1.4	35101010
40,219,218	0.260	---	---	---	29/08/2022	10/06/2019	---	---	KLOUKINAS - LAPPAS SA (CR)	1.025	---	1.025	28/08/2023	1.025	1.005	1.055	1.025	1.028	400@1.02	2600@1.03	---	---	78,209	107	80,397.35	41,224.70	0.5	1.1	50101010
11,510,102	0.890	---	---	---	24/06/2005	06/10/1999	---	---	NAFPAKTOS TEXTILE (CR)	1.23	---	1.23	28/08/2023	---	---	---	---	---	90@1.16	515@1.23	---	---	---	---	---	14,157.43	0.91	1.31	55101020
21,224,340	0.420	0.0035	0.02	---	06/09/2022	25/04/2006	---	---	KORDELLOS BROS SA (CR)	0.676	0.90 P	0.67	28/08/2023	0.67	0.664	0.68	0.676	0.671	40@0.668	350@0.676	5.94	2022	29,280	43	19,638.64	14,347.65	0.462	0.74	55102010
33,065,136	0.380	0.2	0.2001	0.2004	24/08/2023	16/09/2013	---	---	KRI-KRI S.A. (CR)	8.08	-3.12 E	8.34	28/08/2023	8.38	8.08	8.38	8.08	8.229	179@8.08	250@8.34	84.15	2022	32,376	99	266,429.20	267,166.30	6.08	9.8	45102020
7,595,160	0.600	---	---	---	10/09/2019	18/08/2010	---	---	KIRIAKOULIS SHIPPING SA (CR)	1.07	1.91 P	1.05	28/08/2023	1.08	1.05	1.08	1.07	1.054	50@1.04	376@1.07	---	---	10,799	15	11,385.16	8,126.82	0.868	1.265	40501015
6,200,000	0.500	---	---	---	22/06/2010	01/11/1995	---	---	MINERVA KNITWEAR (CR)	0.63	-1.56 E	0.64	28/08/2023	0.63	0.63	0.63	0.63	0.63	500@0.580	800@0.620	---	---	20	1	12.60	3,906.00	0.414	0.68	40204020
5,939,268	0.620	---	---	---	10/07/2003	03/01/2002	---	---	LANAKAM SA (CR)	1.25	-1.58 E	1.27	28/08/2023	1.22	1.22	1.25	1.25	1.226	268@1.22	862@1.27	---	---	250	3	306.50	7,424.09	0.716	1.4	40401020
9,819,370	0.500	---	---	---	14/08/2007	09/01/2004	---	---	MATHIOS REFRACTORY SA (CR)	1.4	---	1.4	28/08/2023	---	---	---	---	---	50@1.33	707@1.39	---	---	---	---	---	13,747.12	0.565	1.6	55101000
30,150,000	0.360	0.02	0.0401	0.0908	15/06/2023	25/04/2019	---	---	MOTODYNAMICS S.A. (CR)	3.41	-0.87 E	3.44	28/08/2023	3.44	3.35	3.46	3.41	3.429	3777@3.35	249@3.41	---	---	31,706	106	108,730.24	102,811.50	2.04	3.77	40401030
43,200,000	1.00	---	0.0824	---	07/09/2022	14/06/2022	---	---	MPLE KEDROS (CR)	2.72	---	2.72	28/08/2023	2.72	2.72	2.72	2.72	2.72	700@2.71	210@2.73	---	---	2,365	3	6,432.80	117,504.00	2.19	2.8	35102000
25,000,000	2.00	0.4	0.628	1.04	07/08/2023	08/08/2003	---	---	P.P.A. S.A. (CR)	22.2	1.37 P	21.9	28/08/2023	22.1	21.95	22.3	22.2	22.212	89@22.20	533@22.30	10.49	2022	30,598	314	679,641.30	555,000.00	15.86	23.35	50206060
4,971,466	1.46	---	---	---	04/07/2007	08/10/2003	---	---	PAIRIS SA (CR)	1.36	-1.45 E	1.38	28/08/2023	1.395	1.36	1.42	1.36	1.392	500@1.35	717@1.39	---	---	9,193	21	12,796.94	6,761.19	0.83	1.47	50203030
27,098,594	0.540	0.07	0.05	0.0401	22/05/2023	14/01/2021	---	---	PAPOUTSANIS (CR)	2.27	-0.44 E	2.28	28/08/2023	2.29	2.25	2.3	2.27	2.268	500@2.22	290@2.27	20.50	2022	2,947	18	6,683.46	61,513.81	2.22	2.51	45201020
7,070,400	0.930	0.1081	0.3242	0.2593	03/07/2023	06/05/2016	---	---	PETROPOULOS PETROS (CR)	9	-1.10 E	9.1	28/08/2023	9	8.94	9	9	8.989	2000@8.96	140@9.02	---	---	10,280	56	92,410.92	63,633.60	5.9	9.22	50206015
43,741,452	0.660	0.16	0.2723	0.2629	31/05/2023	01/11/1999	---	---	THRACE PLASTICS SA (CR)	5.03	0.40 P	5.01	28/08/2023	5.01	4.98	5.17	5.03	5.075	536@5.02	40@5.07	---	---	14,689	158	74,542.25	220,019.50	3.76	5.68	50203015
21,912,599	0.300	---	---	0.048	18/05/2023	23/02/2007	---	---	REVUIL (CR)	2.04	-2.39 E	2.09	28/08/2023	2.1	2.01	2.14	2.04	2.042	291@2.02	685@2.04	---	---	11,240	77	22,955.93	44,701.70	1.21	2.3	60101020
13,582,223	1.35	---	---	---	24/06/2008	02/02/2016	---	---	SIDMA STEEL (CR)	2.99	3.46 P	2.89	28/08/2023	2.92	2.9	3.06	2.99	2.969	5@2.97	660@2.99	---	---	22,303	77	66,226.20	40,610.85	1.85	3.3	55102010
40,693,350	5.00	---	---	---	03/07/2006	26/05/2015	---	---	TECHNICAL OLYMPIC SA (CR)	2.93	-1.35 E	2.97	28/08/2023	2.93	2.9	2.97	2.93	2.932	260@2.91	619@2.93	---	---	10,727	52	31,453.13	119,231.52	1.76	3.12	40202010
3,048,000	0.300	---	---	---	06/07/2007	01/06/2021	---	---	TZIRAKIAN PROFIL (CR)	2.18	-2.24 E	2.23	28/08/2023	2.26	2.15	2.26	2.18	2.17	107@2.18	400@2.23	38.19	2022	2,674	20	5,801.39	6,644.64	1.755	2.39	55102010
10,203,575	0.730	---	---	---	16/07/2007	18/10/1999	---	---	FIERATEX SA (CR)	0.46	-1.71 E	0.468	28/08/2023	0.423	0.423	0.476	0.46	0.459	233@0.458	1316@0.460	---	2022	3,713	13	1,706.12	4,693.64	0.351	0.56	55101020
8,340,750	1.16	---	---	---	25/06/2009	17/09/2018	---	---	HAIDEMENOS SA (CR)	0.67	---	0.67	28/08/2023	---	---	---	---	---	100@0.655	353@0.685	---	2022	---	---	---	5,588.30	0.452	0.8	50205030

Main Market - Low Liquidity Class

14,000,000	4.15	---	3.42	0.26	19/07/2023	29/06/1999	---	---	ALPHA REAL ESTATE SA(CR)	8	3.09 P	7.76	28/08/2023	7.72	7.72	8	8	7.805	102@7.74	150@7.98	---	---	644	4	5,026.28	112,000.00	6.68	9.22	35101015
45,033,921	0.050	---	---	---	04/06/2008	27/03/2023	---	---	ATTICA BANK S.A. (CR)	12.3	0.49 P	12.24	28/08/2023	12.4	12.3	12.4	12.3	12.31	46@12.30	5@12.40	---	---	100	5	1,231.04	553,917.23	10.62	48.75	30101010
11,869,224	0.540	0.087	0.136	0.15	03/07/2023	30/08/2019	---	---	FLEXOPACK SA (CR)	8.85	---	8.85	28/08/2023	8.75	8.7	8.75	8.7	8.711	200@8.50	225@8.70	---	---	19	9	165.50	105,042.63	7.45	9.45	50203030
10,500,000	4.00	0.37	0.29	0.3	16/05/2023	02/08/2016	---	---	INTERCONTINENTAL (CR)	6.5	-0.76 E	6.55	28/08/2023	6.65	6.5	6.65	6.5	6.574	312@6.50	30@6.55	12.40	2022	730	12	4,799.25	68,250.00	6.15	6.85	35102000
57,434,884	1.17	---	---	---	05/06/2008	12/06/2009	---	---	REDS S.A. (CR)	2.34	0.86 P	2.32	28/08/2023	2.3	2.29	2.39	2.36	2.313	500@2.32	978@2.38	---	---	3,778	16	8,737.91	134,397.63	2.2	3	35101010
152,360,643	0.500	0.01	0.02	0.03	23/06/2023	10/06/2020	---	---	TRASTOR REAL EST. INV. CO.(CR)	1.08	---	1.08	28/08/2023	---	---	---	---	---	1300@1.07	767@1.13	---	---	---	---	---	164,549.49	0.965	1.23	35102000
15,300,000	0.300	---	---	---	30/07/2009	13/12/1999	---	---	ATTICA PUBLICATIONS SA (CR)	0.36	---	0.36	28/08/2023	---	---	---	---	---	6000@0.330	1000@0.380	---	---	---	---	---	5,508.00	0.236	0.39	40301030
15,000,000	0.300	---	---	---	06/07/2007	18/07/2000	---	---	DAIOS PLASTICS SA (CR)	3.3	---	3.3	28/08/2023	---	---	---	---	---	190@3.18	400@3.52	---	---	---	---	---	49,500.00	2.92	3.54	50203015
3,307,500	0.210	---	---	---	11/08/2010	30/11/2022	---	---	ELVE SA (CR)	5.5	---	5.5	28/08/2023	5.5	5.5	5.6	5.5	5.502	44@5.40	588@5.60	21.68	2022	260	8	1,430.50	18,191.25	4.54	5.6	40204020
2,760,000	11.83	9.4	11	11.8	14/06/2023	16/07/1990	---	---	KARELIA (CR)	350	---	350	28/08/2023	---	---	---	---	---	9@344.00	11@352.00	---	---	---	---	---	966,000.00	288	362	45103010

Number of Outstanding Securities	Nominal Value	Dividends [1]			Date of Last Coupon		Note	Shares	Closing price	% change	Previous closing price/date	Open price	Price min	Price max	Last price	Avg price	Last Bid [7]	Last Ask [7]	P/E after tax	Year	Volume	Trades	Transactions Value[8]	Company Mkt Value (thou. €)	Year low	Year high	Sector[ 4]
		2020	2021	2022	Dividend [2]	Right																					
6,700,000	0.800	0.179	0.047	0.047	23/08/2023	29/05/2014	---	MILLS KEPENOS (CR)	2.52	--- ↘	2.52 28/08/2023	---	---	---	---	---	302@2.32	195@2.58	18.62	2022	---	---	---	16,884.00	1.93	2.7	45102020
18,017,472	0.360	---	---	---	09/09/2022	28/08/2017	---	KTIMA KOSTAS LAZARIDIS SA (CR)	1.9	1.06 <b>P</b>	1.88 28/08/2023	1.88	1.88	2.06	1.95	1.996	50@1.90	941@1.95	---	---	136,362	28	272,183.74	34,233.20	1.55	2.06	45101015
21,364,000	1.12	---	---	0.4	21/08/2023	08/03/2023	---	LAMPSA HOTEL SA (CR)	29	0.69 <b>P</b>	28.8 28/08/2023	29.8	29	29.8	29	29.012	23@29.00	291@29.80	---	---	203	4	5,889.40	619,556.00	20.6	29.8	40501025
32,188,050	1.04	---	---	---	21/07/2008	20/01/2000	---	MOUZAKIS (CR)	0.68	--- ↘	0.68 28/08/2023	0.665	0.665	0.665	0.665	0.665	490@0.665	23@0.685	---	---	100	2	66.50	21,887.87	0.65	0.806	55101020
8,321,682	0.670	---	---	---	17/08/2007	23/11/1999	---	N. LEVENTERIS (CR)	0.312	--- ↘	0.312 28/08/2023	---	---	---	---	---	4750@0.292	---	---	2022	---	---	---	3,451.93	0.22	0.364	55102010
2,160,524	0.670	---	---	---	03/12/2018	23/11/1999	---	N. LEVENTERIS (PR)	0.396	--- ↘	0.396 28/08/2023	---	---	---	---	---	---	3015@0.422	---	2022	---	---	---	3,451.93	0.218	0.434	55102010
6,340,000	0.600	0.134	0.17	0.1	09/12/2022	12/01/2023	---	NAKAS MUSIC	2.7	--- ↘	2.7 28/08/2023	---	---	---	---	---	50@2.64	54@2.74	---	---	---	---	---	17,118.00	2.16	2.98	40401030
10,080,000	3.00	1.42	1.5	1.45	11/05/2023	27/08/2001	---	TPA SA (CR)	24.9	-0.40 <b>E</b>	25 28/08/2023	25	24.6	25	24.9	24.902	2@24.80	1758@25.00	---	---	61	4	1,519.00	250,992.00	22.7	26.3	50206060
27,379,200	0.980	---	---	0.45	01/08/2023	29/08/2022	---	CRETE PLASTICS SA (CR)	15.9	--- ↘	15.9 28/08/2023	15.9	15.9	15.9	15.9	15.9	1@15.90	80@16.50	---	---	120	1	1,908.00	435,329.28	14.7	17.9	50203015
255,494,534	2.71	0.352	0.279	0.255	16/06/2023	30/09/2021	---	PRODEA (CR)	7.05	--- ↘	7.05 28/08/2023	7.1	7.1	7.1	7.1	7.1	174@7.10	250@7.25	---	---	127	1	901.70	1,801,236.46	7	8.6	35102000
4,181,450	0.500	---	---	---	21/08/2000	05/03/2002	---	FLOUR MILLS SARANTOPOULOS SA	1.16	--- ↘	1.16 28/08/2023	---	---	---	---	---	100@1.05	---	---	---	---	---	---	4,850.48	0.875	1.5	45102020

Exchange Traded Funds (ETFs)

924,675	---	---	---	---	15/06/2016	---	ALPHA ETF FTSE Athex Large Cap	32.15	0.34 <b>P</b>	32.04 28/08/2023	32.15	32.15	32.15	32.15	32.15	320@31.10	---	---	---	---	307	1	9,870.05	---	22.5	35	12003
---------	-----	-----	-----	-----	------------	-----	--------------------------------	-------	---------------	------------------	-------	-------	-------	-------	-------	-----------	-----	-----	-----	-----	-----	---	----------	-----	------	----	-------

Surveillance

356,314,416	0.060	---	---	---	07/07/2010	21/09/2017	5160	FRIGOGLASS SA (CR)	0.075	9.49 <b>P</b>	0.0685 28/08/2023	0.074	0.074	0.075	0.075	0.074	483805@0.075	---	---	---	1,124,604	84	83,579.67	26,723.58	0.05	0.158	50204000
65,326,268	0.530	---	---	---	04/07/2007	19/07/2006	4750	SATO SA (CR)	0.043	--- ↘	0.043 28/08/2023	0.043	0.043	0.043	0.043	0.043	---	25417@0.043	---	---	4,125	3	177.38	2,809.03	0.018	0.069	40202015
13,191,620	0.620	---	---	---	04/08/2010	09/09/2002	5232	YALCO - CONSTANTINOU (CR)	0.206	--- ↘	0.206 28/08/2023	---	---	---	---	---	2000@0.188	1850@0.210	---	---	---	---	---	2,717.47	0.12	0.28	40202020
13,000,000	1.00	---	---	---	01/08/2007	07/04/2000	5093	AKRITAS SA (CR)	0.65	--- ↘	0.65 28/08/2023	0.585	0.585	0.585	0.585	0.585	---	20@0.600	---	---	80	5	46.80	8,450.00	0.414	0.67	50101035
221,519,681	0.300	---	---	---	02/07/2008	28/02/2011	4957	ANEK LINES SA (CR)	0.27	0.75 <b>P</b>	0.268 28/08/2023	0.27	0.27	0.27	0.27	0.27	10000@0.266	5000@0.272	---	---	133,652	16	36,086.04	60,723.70	0.177	0.3	40501015
312,163	0.300	---	---	---	02/07/2008	28/02/2011	4959	ANEK LINES SA (PR, issue '90)	0.072	--- ↘	0.072 28/08/2023	---	---	---	---	---	39930@0.079	---	---	---	---	---	---	60,723.70	0.072	0.086	40501015
2,969,713	0.300	---	---	---	02/07/2008	28/02/2011	4958	ANEK LINES SA (PR, issue '96)	0.3	--- ↘	0.3 28/08/2023	0.3	0.3	0.3	0.3	0.3	2992@0.300	---	---	---	109	1	32.70	60,723.70	0.173	0.38	40501015
17,579,754	4.16	---	---	---	18/08/2006	02/08/2010	---	BIOTER SA (CR)	0.3	--- ↘	0.3 28/08/2023	0.28	0.28	0.312	0.312	0.296	1190@0.312	9120@0.314	---	---	422	4	124.88	5,273.93	0.198	0.398	50101010
54,654,600	0.050	---	---	---	01/07/1998	30/12/2022	5275	VIS SA (CR)	0.316	--- ↘	0.316 28/08/2023	0.316	0.316	0.316	0.316	0.316	3541@0.306	1000@0.324	---	2022	3,600	2	1,137.60	17,270.85	0.136	0.378	50203030
51,754,364	0.300	---	---	---	23/12/2003	24/01/2007	5197	SELECTED TEXT. IND. ASSOC (CR)	0.14	--- ↘	0.14 28/08/2023	---	---	---	---	---	3000@0.140	500@0.150	---	---	---	---	---	7,245.61	0.11	0.202	55101020
371,337,000	0.300	---	---	---	30/05/2013	01/07/2022	---	INTRALOT (CR)	0.635	--- ↘	0.635 28/08/2023	0.63	0.63	0.635	0.635	0.633	18600@0.630	10674@0.635	---	---	99,850	50	63,212.00	235,799.00	0.565	0.765	40501020
15,842,391	1.51	---	---	---	15/07/2009	12/05/2000	5141	BITROS HOLDING SA (CR)	0.555	--- ↘	0.555 28/08/2023	---	---	---	---	---	1000@0.500	200@0.540	---	---	---	---	---	8,792.53	0.376	0.82	55102010
24,319,250	0.300	---	---	---	09/07/2002	04/07/2007	5165	PROODEFTIKH SA (CR)	0.5	--- ↘	0.5 28/08/2023	0.5	0.5	0.5	0.5	0.5	2000@0.460	3239@0.500	---	---	500	1	250.00	12,159.63	0.4	0.6	50101010
28,438,268	0.070	---	---	---	21/08/2006	24/11/1999	5253	SPIROY AGRICULTURE SA (CR)	0.2	--- ↘	0.2 28/08/2023	---	---	---	---	---	600@0.181	7590@0.200	---	---	---	---	---	5,687.65	0.144	0.24	45102010
1,011,000	1.00	---	---	---	01/07/2004	11/12/2012	5193	TRIA ALFA SA (CR)	10.4	0.97 <b>P</b>	10.3 28/08/2023	9.65	9.65	10.4	10.4	10.16	60@10.00	145@10.40	79.65	2022	625	10	6,350.00	10,514.40	7.6	16.9	55101020

Suspension Status

66,948,210	0.300	---	---	---	22/09/2015	22/09/2015	5179	FOLLI FOLLIE (CR)	4.8	--- ↘	4.8 24/05/2018	---	---	---	---	---	---	---	---	---	---	---	---	321,351.41	4.8	4.8	40401030
12,417,000	0.310	---	---	---	27/08/2019	28/08/2017	5233	MLS MULTIMEDIA SA (CR)	0.57	--- ↘	0.57 12/05/2020	---	---	---	---	---	---	---	---	---	---	---	---	7,077.69	0.57	0.57	10101015
6,330,002	0.300	---	---	---	25/06/2002	15/03/2019	5278	VARVARESSOS (CR)	0.24	--- ↘	0.24 02/05/2023	---	---	---	---	---	---	---	---	---	---	---	---	1,519.20	0.16	0.25	55101020
3,961,300	1.28	---	---	---	29/06/2004	03/08/2000	5248	DUROS SA (CR)	0.25	--- ↘	0.25 24/04/2023	---	---	---	---	---	---	---	---	---	---	---	---	990.33	0.2	0.3	40204020
7,085,888	1.59	---	---	---	02/07/1996	06/09/2010	5216	ELVIEMEK (CR)	2.6	--- ↘	2.6 30/09/2019	---	---	---	---	---	---	---	---	---	---	---	---	18,423.31	2.6	2.6	35101010
7,125,216	0.650	---	---	---	01/07/2005	14/12/1999	4955	KRE.KA SA (CR)	0.28	--- ↘	0.28 06/04/2023	---	---	---	---	---	---	---	---	---	---	---	---	1,995.06	0.17	0.43	45102010
7,734,375	1.00	---	---	---	09/07/2007	07/01/2011	5277	LIVANIS SA (CR)	0.125	--- ↘	0.125 28/04/2023	---	---	---	---	---	---	---	---	---	---	---	---	966.80	0.12	0.18	40301030

## Shares' Notes

Code	Note text
( )	- Adjusted dividends.
*	- Last adjusted closing price.
[1]	- Net dividends.
[2]	- The "Date of Last Coupon" for New listings refers to the date company's stocks started to trade in Athex
[3]	- The Company Market Value is referred to the number of outstanding shares
[4]	- Sectors codification can be found in Appendix A
[5]	- The Market Value refers to the total number of shares listed (including their several classes) in the exchange by the company.
[6]	- P/E greater than 100
[7]	- Last view of the Order Book before the end of the trading session
[8]	- All Blocks Methods' Transactions Value are included.
4750	- Transfer to the Under Surveillance Category from 8/4/2011.
4955	- Transfer to the Surveillance Category as from 5/4/2013.
4957	- Transfer to the Surveillance Category as from 5/4/2013.
4958	- Transfer to the Surveillance Category as from 5/4/2013.
4959	- Transfer to the Surveillance Category as from 5/4/2013.
5093	- Transfer to the Surveillance Category as of 8/4/2015.
5141	- Transfer to the Surveillance Category as of 10/05/2017.
5160	- Transfer to the Surveillance Category as of 15/04/2016.
5165	- Transfer to the Surveillance Category as of 15/02/2018.
5179	- Suspension of trading as of 25/05/2018.
5193	- Transfer to the Surveillance Category as of 25/10/2018.
5197	- Transfer to the Surveillance Category as of 07/11/2018.
5216	- Suspension of trading as of 01/10/2019.
5232	- Transfer to the Under Surveillance Category from 08/04/2011.
5233	- Suspension of trading as of 13/05/2020.
5248	- Transfer to the Surveillance Category as of 06/09/20116.
5253	- Transfer to the Surveillance Category as of 14/5/2021.
5275	- Transfer to the Surveillance Category as of 09/07/2020.
5277	- Suspension of trading as of 02/05/2023.
5278	- Suspension of trading as of 03/05/2023.

Securities Blocks Details

Securities	Block Volume	Price	Block Trade Value	Time of approval	Note
EUROBANK HOLDINGS (CR)	287,995	1.57	453,016.14	10:41:01	20
EUROBANK HOLDINGS (CR)	340,000	1.58	536,180.00	10:55:35	20
PIRAEUS FINANCIAL HOLD (CR)	125,000	3.30	412,250.00	11:03:42	20
KTIMA KOSTAS LAZARIDIS SA (CR)	128,000	2.00	256,000.00	11:58:09	20
TERNA ENERGY (CR)	60,000	16.28	976,800.00	13:32:10	20
TERNA ENERGY (CR)	12,500	16.30	203,750.00	14:20:31	20
TERNA ENERGY (CR)	27,500	16.30	448,250.00	14:21:16	20
JUMBO SA (CR)	178,000	29.00	5,162,000.00	14:51:53	20
TITAN CEMENT (CB)	100,000	18.00	1,800,000.00	15:01:57	20
NATIONAL BANK (CR)	193,253	6.39	1,234,500.16	15:20:18	20
ALPHA SERVICES HOLD (CR)	300,000	1.55	465,600.00	15:52:09	20
TERNA ENERGY (CR)	232,000	16.30	3,781,600.00	16:25:45	20
TERNA ENERGY (CR)	12,500	16.20	202,500.00	17:14:19	20

Blocks Notes

- 9 - Method 6-1 / Special Fees
- 10 - Method 6-1 / Special Fees, SDS
- 14 - Method 6-3 / Settlement, Incomplete Buy and Sell
- 18 - Method 6-2 / SPOT 1
- 19 - Method 6-2 / SPOT 2
- 20 - Method 6-1 and Method 6-1 Same Day Settlement
- 21 - Other Pre-agreed

Shares Rights Details

Occured date	Exercise from	Exercise until	Trading until	Rights	Price min	Price max	Closing price	Last Bid	Last Ask	Volume	Trades	Transactions Value
-----------------	------------------	-------------------	------------------	--------	--------------	--------------	------------------	----------	----------	--------	--------	-----------------------

No Rights Transactions.

Forced Sales Details

Securities	Category of Security	Transactions Volume	Number of Trades	Transactions Value	Note
No Forced Transactions.					

Forced Sales Notes

- 1 - Compulsory Public Forced Sales
- 2 - Forced Sales of Fixed Registered Shares
- 3 - Forced Sales of Remaining Fractional Shares

## Exchange Traded Funds (ETFs) Characteristics

	Transactions Date (T)	Creation / Redemption	Units (T-1)	New Units (T-1)	Redemption Units (T-1)	Units (T) [1]	Fund Assets [2]	Net Unit Price	Dividend per Unit	Dividend Date
ALPHA ETF FTSE Athex Large Cap	29/08/2023	5,000	924,675	---	---	924,675	29,590,610.00	32.0011	0.62	03/07/2023

## ETFs Notes

[1] - Units (T) = Units (T-1) + New Units (T-1) - Redemption Units (T-1)

[2] - The Creation / Redemption Units of T-1 are included.

Non Convertible Corporate Bonds - Regulated Market

Num Listed Bonds	Nominal price	Issue price	Today's Rate	Exp. Date	Duration (years)	Note	Coupon		Trading Unit	Corporate Bonds	Accrued Int.	Yield.T.Mat	Price min	Price max	Closing price	Previous closing price/date	Volume	Transactions Value	Last order		Date	ear min	Year max
							Common	Preffered											Price	Buy / Sell			
100,000	1,000.00	1,000.00	2.95	11/02/2027	5	---	4	---	1	SAFE BULKERS PARTICIPATIONS PLC (Non Convertible)	1.6389	4.6660	93.9800	94.5000	94.1797	93.6500 28/08/2023	11,000	10,377.80	93.8000	B	29/08/2023	89.9269	97.9500
320,000	1,000.00	1,000.00	3.40	21/07/2027	7	---	7	---	1	LAMDA DEVELOPMENT S.A. (Non Convertible)	3.8722	4.9870	92.9000	93.8500	92.9999	93.5000 28/08/2023	400,000	373,429.39	92.8502	B	29/08/2023	91.4001	95.5000
200,000	1,000.00	1,000.00	2.10	27/10/2027	7	---	6	---	1	O.P.A.P. S.A. (Non Convertible)	7.3500	3.9960	92.1500	92.3000	92.2786	92.3350 28/08/2023	14,000	13,021.90	91.6902	B	29/08/2023	91.3710	95.4000
200,000	1,000.00	1,000.00	1.90	23/03/2028	7	---	5	---	1	MOTOR OIL CORINTH REFINERIES SA (Non Convertible)	8.4972	3.8910	91.0000	91.7000	91.4684	90.8470 28/08/2023	57,000	52,621.34	91.1000	B	29/08/2023	87.5500	92.6000
100,000	1,000.00	1,000.00	2.70	25/05/2026	5	---	5	---	1	COSTAMARE PARTICIPATIONS PLC (Non Convertible)	7.3500	4.5470	94.7501	94.7501	94.7501	95.4670 28/08/2023	3,000	2,864.55	94.7500	B	29/08/2023	92.1400	97.0000
300,000	1,000.00	1,000.00	2.30	20/07/2028	7	---	5	---	1	PRODEA REIC S.A.(Non Convertible)	2.6833	5.3510	87.0000	87.9000	87.0000	87.7500 28/08/2023	29,000	25,441.22	86.9000	B	29/08/2023	82.0100	89.1000
150,000	1,000.00	1,000.00	2.65	22/10/2026	5	---	4	---	1	CPLP SHIPPING HOLDINGS PLC (Non Convertible)	9.4958	4.7210	93.4000	94.0000	93.6000	93.8000 28/08/2023	4,000	3,781.98	93.4000	B	29/08/2023	92.5500	96.0000
250,000	1,000.00	1,000.00	2.45	16/11/2028	7	---	4	---	1	ELVALHALCOR S.A. (Non Convertible)	7.2819	4.3510	90.0000	91.2897	90.9899	90.9960 28/08/2023	63,000	57,411.53	89.9000	B	29/08/2023	85.6375	92.0000
500,000	1,000.00	1,000.00	2.75	03/07/2027	7	---	7	---	1	GEK TERNA S.A. (Non Convertible)	4.5069	4.6260	92.0001	92.8000	92.4576	92.2670 28/08/2023	33,000	30,659.73	92.0001	B	29/08/2023	86.8000	94.4535
300,000	1,000.00	1,000.00	2.30	14/12/2028	7	---	4	---	1	GEK TERNA S.A. (Non Convertible)	4.9833	4.9290	88.0000	88.0000	88.0000	88.7000 28/08/2023	3,000	2,654.95	88.0000	B	29/08/2023	82.1339	90.3500
175,000	1,000.00	1,000.00	3.40	26/07/2024	5	---	9	---	1	ATTICA HOLDINGS S.A. (Non Convertible)	3.4000	4.1290	98.8000	98.9100	98.8343	99.0140 28/08/2023	50,000	49,587.13	98.4000	B	29/08/2023	96.6179	99.4500
230,000	1,000.00	1,000.00	4.70	12/07/2029	7	---	3	---	1	LAMDA DEVELOPMENT S.A. (Non convertible)	6.5278	4.5140	99.5000	99.9600	99.7300	99.6260 28/08/2023	26,000	26,099.52	99.5000	B	29/08/2023	94.9889	101.0000
100,000	1,000.00	1,000.00	4.40	26/07/2029	7	---	3	---	1	CPLP SHIPPING HOLDINGS PLC (Non Convertible)	4.4000	4.1260	100.3500	100.3500	100.3500	98.6500 28/08/2023	1,000	1,007.90	98.7000	B	29/08/2023	97.2369	100.8000
200,000	1,000.00	1,000.00	3.60	12/03/2026	7	---	9	---	1	AEGEAN AIRLINES S.A. (Non Convertible)	17.1000	3.7310	98.2000	98.4000	98.2636	98.4000 28/08/2023	22,000	21,994.20	98.2000	B	29/08/2023	95.6301	98.9000
150,000	1,000.00	1,000.00	2.60	22/10/2026	7	---	8	---	1	TERNA ENERGY FINANCE S.A. (Non Convertible)	9.3167	4.6010	93.1100	93.3000	93.1239	93.1810 28/08/2023	65,000	61,136.12	93.0300	B	29/08/2023	92.5000	95.7400
100,000	1,000.00	1,000.00	2.80	25/01/2027	5	---	4	---	1	PREMIA S.A. (Non Convertible)	2.8778	4.4440	---	---	---	94.4700 28/08/2023	---	---	93.5000	B	29/08/2023	87.6862	95.9899
500,000	1,000.00	1,000.00	4.00	10/07/2030	7	---	1	---	1	MYTILINEOS S.A. (Non Convertible)	5.7778	3.9870	99.9400	99.9500	99.9493	99.8300 28/08/2023	33,000	33,173.94	99.9000	B	29/08/2023	99.7100	100.0700
120,000	1,000.00	1,000.00	3.95	04/04/2025	7	---	11	---	1	GEK TERNA S.A. (Non Convertible)	16.3486	3.3590	---	---	---	99.7900 25/08/2023	---	---	99.1100	B	29/08/2023	97.5523	100.5000

Corporate Bonds Notes

Transactions Volume = (Pieces) \* (Nominal Price). Transactions Value = (Pieces) \* (Nominal Price) \* (price %) + (Accrued interest).  
The price of a Bond is stated as a percentage (%) of Bond's Nominal Price.  
Nominal Price in Euros (€), except if it is noted differently.

Non Convertible Corporate Bonds - Regulated Market

Num Listed Bonds	Nominal price	Issue price	Today's Rate	Exp. Date	Duration (years)	Note	Coupon		Trading Unit	Corporate Bonds	Accrued Int.	Yield.T.Mat	Price min	Price max	Closing price	Previous closing price/date	Volume	Transactions Value	Last order		ear min	Year max
							Common	Preferred											Price	Buy / Sell		
120,000	1,000.00	1,000.00	2.65	06/12/2028	7	---	4	---	1	NOVAL PROPERTY REIC (Non Convertible)	6.3306	4.6880	88.1000	90.4128	90.3500	90.4500 28/08/2023	36,000	32,646.03	90.3500	B	29/08/2023	84.3700 91.9500

Corporate Bonds Notes

Transactions Volume = (Pieces) \* (Nominal Price). Transactions Value = (Pieces) \* (Nominal Price) \* (price %) + (Accrued interest).  
The price of a Bond is stated as a percentage (%) of Bond's Nominal Price.  
Nominal Price in Euros (€), except if it is noted differently.

Government Bonds

Number Listed Bonds	Nominal price	Today's Rate	Accrued Interest Calc	Exp. Date [1]	Duration (years)	Note	Coupons Date	Curr. coupon value	Trading Unit	Government Bonds	Price min	Price max	Closing price	Previous closing price/date	Volume	Transactions Value	Price	Last order Buy / Sell	Date
4,500,000	1,000.00	1.88	Actual/Actual	04/02/2035	15	---	04/02	1.88	1	GGB-FXD-040235-15Y-1.875-1.000	---	---	---	---	---	---	---	---	---
1,805,793	1,000.00	3.45	Actual/Actual	02/04/2024	5	---	02/04	3.45	1	GGB-FXD-020424-05Y-3.450-1.000	---	---	---	---	---	---	---	---	---
6,000,000	1,000.00	0.75	Actual/Actual	18/06/2031	10	---	18/06	0.75	1	GGB-FXD-180631-10Y-0.750-1.000	---	---	---	---	---	---	---	---	---
2,750,000	1,000.00	3.88	Actual/Actual	15/06/2028	5	---	15/06	3.88	1	GGB-FXD-150628-05Y-3.875-1.000	---	---	---	---	---	---	---	---	---
5,962,747,327	1.00	3.75	Actual/Actual	30/01/2028	10	---	/02 - 01/02 - 31/	3.75	1	GGB-FXD-300128-10Y-3.750-1.00	---	---	---	85.4610 13/07/2018	---	---	1.0000	B	28/11/2018
7,067,309,386	1.00	3.90	Actual/Actual	30/01/2033	15	---	/02 - 01/02 - 31/	3.90	1	GGB-FXD-300133-15Y-3.900-1.00	---	---	---	78.6730 13/07/2018	---	---	1.0000	B	28/11/2018
5,622,848,349	1.00	4.00	Actual/Actual	30/01/2037	19	---	/02 - 01/02 - 31/	4.00	1	GGB-FXD-300137-19Y-4.000-1.00	---	---	---	77.0370 13/07/2018	---	---	1.0000	B	28/11/2018
5,476,770,669	1.00	4.20	Actual/Actual	30/01/2042	24	---	/02 - 01/02 - 31/	4.20	1	GGB-FXD-300142-24Y-4.200-1.00	---	---	---	77.7640 13/07/2018	---	---	1.0000	B	28/11/2018
48,794,718	1.00	4.30	Actual/Actual	24/02/2024	12	---	24/02	4.30	1	GGB-FXD-240224-12Y-2.000-1.00	---	---	---	10.0000 22/06/2015	---	---	---	---	---
40,248,141	1.00	4.30	Actual/Actual	24/02/2025	13	---	24/02	4.30	1	GGB-FXD-240225-13Y-2.000-1.00	---	---	---	10.0000 22/06/2015	---	---	---	---	---
59,586,043	1.00	4.30	Actual/Actual	24/02/2026	14	---	24/02	4.30	1	GGB-FXD-240226-14Y-2.000-1.00	---	---	---	10.0000 22/06/2015	---	---	---	---	---
41,118,344	1.00	4.30	Actual/Actual	24/02/2027	15	---	24/02	4.30	1	GGB-FXD-240227-15Y-2.000-1.00	---	---	---	10.0000 22/06/2015	---	---	---	---	---
45,137,734	1.00	4.30	Actual/Actual	24/02/2028	16	---	24/02	4.30	1	GGB-FXD-240228-16Y-2.000-1.00	---	---	---	10.0000 22/06/2015	---	---	---	---	---
61,768,888	1.00	4.30	Actual/Actual	24/02/2029	17	---	24/02	4.30	1	GGB-FXD-240229-17Y-2.000-1.00	---	---	---	10.0000 22/06/2015	---	---	---	---	---
54,567,744	1.00	4.30	Actual/Actual	24/02/2030	18	---	24/02	4.30	1	GGB-FXD-240230-18Y-2.000-1.00	---	---	---	10.0000 22/06/2015	---	---	---	---	---
37,541,515	1.00	4.30	Actual/Actual	24/02/2031	19	---	24/02	4.30	1	GGB-FXD-240231-19Y-2.000-1.00	---	---	---	10.0000 22/06/2015	---	---	---	---	---
37,558,317	1.00	4.30	Actual/Actual	24/02/2032	20	---	24/02	4.30	1	GGB-FXD-240232-20Y-2.000-1.00	---	---	---	10.0000 22/06/2015	---	---	---	---	---
37,473,732	1.00	4.30	Actual/Actual	24/02/2033	21	---	24/02	4.30	1	GGB-FXD-240233-21Y-2.000-1.00	---	---	---	10.0000 22/06/2015	---	---	---	---	---
33,888,293	1.00	4.30	Actual/Actual	24/02/2034	22	---	24/02	4.30	1	GGB-FXD-240234-22Y-2.000-1.00	---	---	---	10.0000 22/06/2015	---	---	---	---	---
35,177,800	1.00	4.30	Actual/Actual	24/02/2035	23	---	24/02	4.30	1	GGB-FXD-240235-23Y-2.000-1.00	---	---	---	10.0000 22/06/2015	---	---	---	---	---
35,547,268	1.00	4.30	Actual/Actual	24/02/2036	24	---	24/02	4.30	1	GGB-FXD-240236-24Y-2.000-1.00	---	---	---	10.0000 22/06/2015	---	---	---	---	---
40,246,306	1.00	4.30	Actual/Actual	24/02/2037	25	---	24/02	4.30	1	GGB-FXD-240237-25Y-2.000-1.00	---	---	---	10.0000 22/06/2015	---	---	---	---	---
37,643,952	1.00	4.30	Actual/Actual	24/02/2038	26	---	24/02	4.30	1	GGB-FXD-240238-26Y-2.000-1.00	---	---	---	10.0000 22/06/2015	---	---	---	---	---
36,977,100	1.00	4.30	Actual/Actual	24/02/2039	27	---	24/02	4.30	1	GGB-FXD-240239-27Y-2.000-1.00	---	---	---	10.0000 22/06/2015	---	---	---	---	---
41,615,000	1.00	4.30	Actual/Actual	24/02/2040	28	---	24/02	4.30	1	GGB-FXD-240240-28Y-2.000-1.00	---	---	---	10.0000 22/06/2015	---	---	---	---	---
42,227,208	1.00	4.30	Actual/Actual	24/02/2041	29	---	24/02	4.30	1	GGB-FXD-240241-29Y-2.000-1.00	---	---	---	10.0000 22/06/2015	---	---	---	---	---
68,288,487	1.00	4.30	Actual/Actual	24/02/2042	30	---	24/02	4.30	1	GGB-FXD-240242-30Y-2.000-1.00	---	---	---	10.0000 22/06/2015	---	---	---	---	---
4,000,000	1,000.00	3.88	Actual/Actual	12/03/2029	10	---	12/03	3.88	1	GGB-FXD-120329-10Y-3.875-1.000	---	---	---	---	---	---	100.0000	B	15/10/2019
4,500,000	1,000.00	0.00	Actual/Actual	12/02/2026	5	---	12/02	0.00	1	GGB-FXD-120226-05Y-0.000-1.000	---	---	---	---	---	---	---	---	---
2,209,163	1,000.00	3.38	Actual/Actual	15/02/2025	7	---	15/02	3.38	1	GGB-FXD-150225-07Y-3.375-1.000	---	---	---	---	---	---	---	---	---
964,000	1,000.00	3.25	Actual/Actual	20/03/2025	6	---	20/03	3.25	1	GGB-FXD-200325-06Y-3.250-1.000	---	---	---	---	---	---	---	---	---
2,100,000	1,000.00	3.55	Actual/Actual	20/03/2026	7	---	20/03	3.55	1	GGB-FXD-200326-07Y-3.550-1.000	---	---	---	---	---	---	---	---	---
40,000	1,000.00	2.18	FLR Actual/360	16/09/2023	1	---	16/03 - 16/09	---	1	GGB-FLT-160923-01Y-2.178-1.000	---	---	---	---	---	---	---	---	---
5,500,000	1,000.00	1.50	Actual/Actual	18/06/2030	10	---	18/06	1.50	1	GGB-FXD-180630-10Y-1.500-1.000	---	---	---	---	---	---	---	---	---

Government Bonds Notes

Transactions Volume = (Pieces) \* (Nominal Price). Transactions Value = (Pieces) \* (Nominal Price) \* (price %) + (Accrued interest).  
The Value of current coupon for the issues with NV 0.01 euro refers to NV 100 euros  
FLR: Floating Interest Rate.  
[1] - The Expiration Date of the interest bearing period and the Date for coupon payment.

Government Bonds

Number Listed Bonds	Nominal price	Today's Rate	Accrued Interest Calc	Exp. Date [1]	Duration (years)	Note	Coupons Date	Curr. coupon value	Trading Unit	Government Bonds	Price min	Price max	Closing price	Previous closing price/date	Volume	Transactions Value	Price	Last order Buy / Sell	Date
3,500,000	1,000.00	4.38	Actual/Actual	18/07/2038	15	---	18/07	4.38	1	GGB-FXD-180738-15Y-4.375-1.000	---	---	---	---	---	---	---	---	---
5,364,250	1,000.00	3.25	Actual/Actual	20/03/2050	30	---	20/03	3.25	1	GGB-FXD-200350-30Y-3.250-1.000	---	---	---	---	---	---	---	---	---
3,924,361	1,000.00	2.00	Actual/Actual	22/04/2027	7	---	22/04	2.00	1	GGB-FXD-220427-07Y-2.000-1.000	---	---	---	---	---	---	99.9000	B	22/04/2020
2,500,000	1,000.00	1.88	Actual/Actual	23/07/2026	7	---	23/07	1.88	1	GGB-FXD-230726-07Y-1.875-1.000	---	---	---	---	---	---	---	---	---
4,050,000	1,000.00	4.25	Actual/Actual	15/06/2033	10	---	15/06	4.25	1	GGB-FXD-150633-10Y-4.250-1.000	---	---	---	---	---	---	---	---	---
3,500,000	1,000.00	1.88	Actual/Actual	24/01/2052	30	---	24/01	1.88	1	GGB-FXD-240152-30Y-1.875-1.000	---	---	---	---	---	---	---	---	---
3,700,000	1,000.00	1.75	Actual/Actual	18/06/2032	10	---	18/06	1.75	1	GGB-FXD-180632-10Y-1.750-1.000	---	---	---	---	---	---	---	---	---
2,200,000	1,000.00	1.13	FLR Actual/360	15/12/2027	5	---	- 15/12 - 15/03 -	---	1	GGB-FLT-151227-05Y-1.130-1.000	---	---	---	---	---	---	102.1600	B	30/12/2022

Government Bonds Notes

Transactions Volume = (Pieces) \* (Nominal Price). Transactions Value = (Pieces) \* (Nominal Price) \* (price %) + (Accrued interest).  
The Value of current coupon for the issues with NV 0.01 euro refers to NV 100 euros  
FLR: Floating Interest Rate.  
[1] - The Expiration Date of the interest bearing period and the Date for coupon payment.

Treasury Bills & Zero Coupon Government Bonds

	13-Week Maturity									26-Week Maturity								52-Week Maturity									
Issue Date	Exp. Date	Initial Rate	Num Listed Bonds	Nominal price	Issue price	Last Trade Price	Last Trade Date	Volume Traded	Note	Exp. Date	Initial Rate	Num Listed Bonds	Nominal price	Issue price	Last Trade Price	Last Trade Date	Volume Traded	Note	Exp. Date	Initial Rate	Num Listed Bonds	Nominal price	Issue price	Last Trade Price	Last Trade Date	Volume Traded	Note
09/09/2022	---	---	---	---	---	---	---	---	---	---	---	---	---	---	---	---	---	---	08/09/2023	1.97	1,000,000	1,000.00	980.47	---	---	---	---
09/12/2022	---	---	---	---	---	---	---	---	---	---	---	---	---	---	---	---	---	---	08/12/2023	2.73	600,000	1,000.00	973.10	---	---	---	---
10/03/2023	---	---	---	---	---	---	---	---	---	---	---	---	---	---	---	---	---	---	08/03/2024	3.75	1,000,000	1,000.00	963.46	---	---	---	---
09/06/2023	---	---	---	---	---	---	---	---	---	---	---	---	---	---	---	---	---	---	07/06/2024	3.84	1,600,000	1,000.00	962.60	---	---	---	---

Bonds in Circulation	Currency / Min nominal traded Value	Coupons Payment Date	Current Coupon Value	Note	Coupon	Trading Unit	Issue Date	Duration (years)	Today's Interest	A.I.C in days	Bonds	Last price of previous days		Last Outcry in Cash (euro)			Trades in Pieces	Life min	Life Max
												Price	Buy / Sell	Date					
Corporate Bonds in Foreign Currency and Euro																			
103,746	GBP / 10	01/12	0.25	---	64	1	01/12/1930	98	2.5	360	National Mortgage Bank	2.27	05/02/1996	2.27	S	05/02/1996	---	2.27	2.27
0	GBP / 10	01/12	0.25	---	66	1	01/12/1928	100	2.5	360	National Mortgage Bank	---	---	---	---	---	---	---	---

Government Bonds Notes

A.I.C: Accrued Interest Calculation base.  
FLR: Floating Interest Rate.  
The minimum tradeable Nominal Value for all Demeterialised Government Titles is 100 Euros.  
(μτφρ-0)

Athex & ATHEXClear Members List

Member Name			Stock Market			Derivatives Market		ATHEXClear Member	
Address	Phone	Fax	Market Member	Remote Member	Market Maker	Proprietary	Market Maker	General Clearing	Direct Clearing
A. SARRIS SECURITIES S.A.			a						
6, ΔΡΑΓΑΤΣΑΝΙΟΥ 6 ATHINA	2103367700								
AEONIC SECURITIES C.I.F. P.L.C.			a						
, ΛΑΪΟΥ 6, ΓΡ. 301B, ANNA COURT	35725337600								
ALPHA BANK S.A.								a	
, ΣΤΑΔΙΟΥ 40 ATHINA	2103260000								
ALPHA FINANCE INVESTMENT SERVICES SINGLE MEMBER SA			a		a	a	a		a
5, ΠΑΝΕΠΙΣΤΗΜΙΟΥ 45 ATHINA	2103677400								
ARGUS STOCKBROKERS LTD			a	a		a			
25 , 25 ΛΕΩΦΟΡΟΣ ΔΗΜΟΣΘΕΝΗ ΣΕΒΕΡΗ	0035722717000								
ATLANTIC SECURITIES LTD			a	a					
37, ΠΡΟΔΡΟΜΟΥ 37	0035722445400								
AXON SECURITIES S.A.			a			a			
48, ΣΤΑΔΙΟΥ 48 ATHINA	2103363800								
BETA SECURITIES S.A.			a		a	a			a
29 , Λ.ΑΛΕΞΑΝΔΡΑΣ 29 ATHINA	2106478930								
BNP PARIBAS S.A.								a	
, ΛΑΜΨΑΚΟΥ 2 ATHINA	2107468525								
BOFA SECURITIES EUROPE SA			a	a					
, 112 AVENUE KL?BER 75116	+33 153655555								
CAPITAL SECURITIES S.A.			a			a			
58, ΜΗΤΡΟΠΟΛΕΩΣ 58 ATHINA	2103369700								
CITIGROUP GLOBAL MARKETS EUROPE AG			a	a					
16, REUTERWEG 16	+49 691366-0								
CITIGROUP GLOBAL MARKETS LIMITED			a						
1, 33 CANADA SQUARE -CANARY WHARF	+44 02079864000								
CREDIT SUISSE BANK (EUROPE), S.A.			a	a					
, CALLE AYALA 42, 3A PLANTA-B MADRID	+34917916000								
CREDIT SUISSE SECURITIES (EUROPE) LIMITED			a						
1 , ONE CABOT SQUARE LONDON	+44 2078888888								
CYCLOS SECURITIES S.A.			a			a			
39, ΧΑΡΙΛΑΟΥ ΤΡΙΚΟΥΠΗ 6-8-10 ATHINA	2103364300								
DEUTSCHE BANK S.A.				a					
1 , GREAT WINCHESTER STREET LONDON	+44 20 754 54209	00441133361437							
EUROBANK EQUITIES INVESTMENT FIRM SINGLE MEMBER SA			a		a	a	a		a
, ΦΙΛΕΛΛΗΝΩΝ 10 & ΞΕΝΟΦΩΝΤΟΣ 13 ATHINA	2103720425								
EUROBANK S.A.								a	
, ΟΘΩΝΟΣ 8 ATHINA	2144043907								
EUROCORP INVESTMENT SERVICES S.A.			a			a			a
14, ΠΛ.ΦΙΛΙΚΗΣ ΕΤΑΙΡΕΙΑΣ 14 ATHINA	2107263600								
EUOTRUST INVESTMENT FIRM SA			a						
113, ΣΕΒΑΣΤΟΥΠΟΛΕΩΣ 113 ATHINA	2103363100								
EUROXX SECURITIES S.A.			a		a	a	a		a
7, ΠΑΛΑΙΟΛΟΓΟΥ CHALANDRI	(210)-6879400	(210)-6879401							
7, PALEOLOGOU CHALANDRI	+30 2106879400	210-6879401							
FREEDOM FINANCE EUROPE LTD			a	a					
, ΧΡΙΣΤΑΚΗ ΚΡΑΝΟΥ 20	035725257786								
G. A. PERVANAS SECURITIES- INVESTMENT SERVICES S.A.			a						
7-9, ΣΟΦΟΚΛΕΟΥΣ 7-9 ATHINA	2103727200								
GLOBAL CAPITAL SECURITIES & FINANCIAL SERVICES LTD			a	a					
50, Λ.ΑΡΧΙΕΠΙΣΚΟΠΟΥ ΜΑΚΑΡΙΟΥ Γ50	0035722710710								
GREENPOST TRADING EUROPE LTD			a	a	a				
, KIMONOS 3, ACROPOLIS MANSIONS, 2ND FLOOR, FLAT/OFFICE 202	035722521389								
HELLENIC AMERICAN SECURITIES S.A.			a		a	a			a
27, ΑΝΔΡΕΑ ΠΑΠΑΝΔΡΕΟΥ 27 MAROUSI	2103311100								
HELLENIC BANK (INVESTMENTS) LTD				a					
, AVE.KYRIAKOU MATSI 31 - PO BOX 24747 NICOSIA	+357 22500100	357 22500110							
HSBC CONTINENTAL EUROPE								a	
109-111, Λ.ΜΕΣΟΓΕΙΩΝ 109-111	2106960000								
INDEX SECURITIES S.A.			a						
6, ΔΡΑΓΑΤΣΑΝΙΟΥ 6 ATHINA	2103213920								
J. CHR. MAVRIKIS SECURITIES S.A.			a						
5, ΣΟΦΟΚΛΕΟΥΣ 5 ATHINA	2103216730								

Athex & ATHEXClear Members List

Member Name			Stock Market			Derivatives Market		ATHEXClear Member	
Address	Phone	Fax	Market Member	Remote Member	Market Maker	Proprietary	Market Maker	General Clearing	Direct Clearing
KAPPA SECURITIES S.A.			a			a			
15, ΒΑΛΛΑΡΙΤΟΥ 15 ATHINA	2103678600								
KARAMANOF SECURITIES & INVESTMENT SERVICES S.A.			a						
2, ΠΛ.ΑΓ.ΘΕΟΔΩΡΩΝ 2 ATHINA	2103212947								
LAIKI FINANCIAL SERVICES LTD			a						
26, AVE. VYRONOS NICOSIA	357 22367367	357 22718567							
LEON DEPOLAS SECURITIES S.A.			a		a	a			
1, ΧΡΗΣΤΟΥ ΛΑΔΑ 1 ATHINA	2103213276 -28								
MEGA EQUITY SECURITIES & FINANCIAL SERVICES PUBLIC LTD			a	a		a			
42-44, ΛΕΩΦ.ΓΡΙΒΑ ΔΙΓΕΝΗ 42-44	0035722711711								
MERIT SECURITIES S.A			a		a	a			a
5, ΣΟΦΟΚΛΕΟΥΣ 5 ATHINA	2103671880								
MERRILL LYNCH INTERNATIONAL			a						
2 , 2 KING EDWARD STREET LONDON	+44 20276281000								
N. CHRYSOCHOIDIS SECURITIES S.A.			a			a			a
7-9, ΣΟΦΟΚΛΕΟΥΣ 7-9 ATHINA	2103213913								
NATIONAL BANK OF GREECE S.A.			a		a	a		a	
86, ΑΙΟΛΟΥ STR. ATHINA	(210)-3341000	(210)-3228187							
68, ΑΚΑΔΙΜΙΑΣ STR. ATHINA	(210)-3328817	(210)-3328678							
NATIONAL SECURITIES SINGLE MEMBER SA			a		a	a	a		
66, ΛΕΩΦΟΡΟΣ ΑΘΗΝΩΝ 128-132 & ΙΦΙΓΕΝΙΑΣ ATHINA	2103328784								
NUNTIIUS BROKERAGE AND INVESTMENT SERVICES S.A			a						
6, ΔΡΑΓΑΤΣΑΝΙΟΥ 6 ATHINA	2103350599								
ONE PLUS CAPITAL LIMITED			a	a					
, 75 PRODROMOU AVENUE NICOSIA 1307	35722873760								
OPTIMA BANK S.A.			a		a	a	a	a	
32 , ΑΙΓΙΑΛΕΙΑΣ 32 & ΠΑΡΑΔΕΙΣΟΥ MAROUSI	2108173663								
PANCRETA BANK S.A								a	
, ΙΚΑΡΟΥΣ 5	2810 338800								
PANTELAKIS SECURITIES S.A.			a		a	a	a		
57, ΕΘΝΙΚΗΣ ΑΝΤΙΣΤΑΣΕΩΣ 57, ΚΤΙΡΙΟ Β CHALANDRI	2106965000								
PIRAEUS BANK S.A.			a			a		a	
, ΑΜΕΡΙΚΗΣ 4 ATHINA	2103335000								
PIRAEUS SECURITIES S. A.			a		a	a	a		a
10, ΣΤΑΔΙΟΥ 10 ATHINA	2103354100								
PROCHOICE SECURITIES LTD			a	a					
57, ΛΕΩΦ.ΣΠΥΡΟΥ ΚΥΠΡΙΑΝΟΥ 57, ΑΚΙΝΗΤΑ Φ	035724661192								
SHARELINK SECURITIES & FINANCIAL SERVICES LTD			a			a			
6 , HOUSE-ΘΕΟΤΟΚΗ 6 ΜΕΓΑΡΟ ΕΛΛΗΝΑ	+357 22554200								
SOCIETE GENERALE S.A.			a	a		a			
, 17 COURS VALMY, CEDEX	+157290504								
SOLIDUS SECURITIES S.A			a			a			a
64, ΛΟΥΙΖΗΣ ΠΙΑΝΚΟΥΡ 64 ATHINA	2106900600								
ST. EM. LAVRENTAKIS SECURITIES S.A.			a			a			
7-9, ΣΟΦΟΚΛΕΟΥΣ 7-9 ATHINA	2103213336								
THE CYPRUS INVESTMENT & & SECURITIES CORPORATION LTD			a	a					
154, ΑΓΙΟΥ ΠΡΟΚΟΠΙΟΥ & ΠΟΣΕΙΔΩΝΟΣ 1	0035722121700								
UBS EUROPE SE			a	a					
, OPERNTURM, BOCKENHEIMER LANDSTRASSE 2-4	496921790								
UBS LIMITED				a					
1 , FINSBURY AVENUE LONDON	+44 2075687135								

## List of Stocks under Market Making operations

Securities	Stock Category
Market Maker	Start Market Making
<b>MLS MULTIMEDIA SA (CR)</b>	<b>Suspension Status</b>
PIRAEUS SECURITIES S. A.	01/08/2019
<b>ALPHA ETF FTSE Athex Large Cap</b>	<b>Exchange Traded Funds (ETFs)</b>
ALPHA FINANCE INVESTMENT SERVICES SINGLE MEMBER SA	02/01/1900
NATIONAL SECURITIES SINGLE MEMBER SA	02/01/1900
<b>ADMIE (IPTO) HOLDING S.A. (CR)</b>	<b>Main Market</b>
EUROBANK EQUITIES INVESTMENT FIRM SINGLE MEMBER SA	24/05/2021
HELLENIC AMERICAN SECURITIES S.A.	09/03/2020
PIRAEUS SECURITIES S. A.	29/06/2017
<b>AEGEAN AIRLINES (CR)</b>	<b>Main Market</b>
EUROBANK EQUITIES INVESTMENT FIRM SINGLE MEMBER SA	22/09/2020
<b>ALPHA SERVICES HOLD (CR)</b>	<b>Main Market</b>
ALPHA FINANCE INVESTMENT SERVICES SINGLE MEMBER SA	29/02/2016
EUROBANK EQUITIES INVESTMENT FIRM SINGLE MEMBER SA	22/10/2006
GREENPOST TRADING EUROPE LTD	12/06/2023
HELLENIC AMERICAN SECURITIES S.A.	25/07/2014
LEON DEPOLAS SECURITIES S.A.	04/01/2016
MERIT SECURITIES S.A	03/09/2012
NATIONAL SECURITIES SINGLE MEMBER SA	02/01/1900
PIRAEUS SECURITIES S. A.	28/05/2009
<b>ALPHA TRUST (CR)</b>	<b>Main Market</b>
EUROBANK EQUITIES INVESTMENT FIRM SINGLE MEMBER SA	06/02/2023
LEON DEPOLAS SECURITIES S.A.	04/01/2021
<b>ALUMIL (CR)</b>	<b>Main Market</b>
PIRAEUS SECURITIES S. A.	31/07/2023
<b>ANDROMEDA SA (CR)</b>	<b>Main Market</b>
BETA SECURITIES S.A.	15/02/2021
OPTIMA BANK S.A.	03/04/2023
<b>ATTICA BANK S.A. (CR)</b>	<b>Main Market</b>
EUROXX SECURITIES S.A.	22/01/2016
PIRAEUS SECURITIES S. A.	20/09/2017
<b>AUSTRIACARD (CB)</b>	<b>Main Market</b>
BETA SECURITIES S.A.	23/03/2023
EUROBANK EQUITIES INVESTMENT FIRM SINGLE MEMBER SA	15/05/2023
<b>AUTOHELLAS SA (CR)</b>	<b>Main Market</b>
ALPHA FINANCE INVESTMENT SERVICES SINGLE MEMBER SA	01/07/2019
EUROXX SECURITIES S.A.	02/07/2018
<b>AVAX S.A. (CR)</b>	<b>Main Market</b>
EUROBANK EQUITIES INVESTMENT FIRM SINGLE MEMBER SA	14/12/2015
PIRAEUS SECURITIES S. A.	01/02/2021
<b>AVE (CR)</b>	<b>Main Market</b>
EUROXX SECURITIES S.A.	05/06/2020
<b>BRIQ PROPERTIES (CR)</b>	<b>Main Market</b>
EUROBANK EQUITIES INVESTMENT FIRM SINGLE MEMBER SA	09/09/2019
LEON DEPOLAS SECURITIES S.A.	22/02/2021
<b>CC HBC AG (CR)</b>	<b>Main Market</b>
BETA SECURITIES S.A.	08/03/2021
NATIONAL SECURITIES SINGLE MEMBER SA	02/01/1900
PIRAEUS SECURITIES S. A.	04/05/2015
<b>CENERGY HOLDINGS (CB)</b>	<b>Main Market</b>
ALPHA FINANCE INVESTMENT SERVICES SINGLE MEMBER SA	02/01/2016
EUROBANK EQUITIES INVESTMENT FIRM SINGLE MEMBER SA	02/01/2016
OPTIMA BANK S.A.	14/03/2022
PANTELAKIS SECURITIES S.A.	27/12/2022
<b>CNL CAPITAL (CR)</b>	<b>Main Market</b>
MERIT SECURITIES S.A	01/10/2018
<b>DIMAND (CR)</b>	<b>Main Market</b>
ALPHA FINANCE INVESTMENT SERVICES SINGLE MEMBER SA	08/08/2022
EUROBANK EQUITIES INVESTMENT FIRM SINGLE MEMBER SA	08/08/2022
PANTELAKIS SECURITIES S.A.	15/05/2023
<b>EKTER SA (CR)</b>	<b>Main Market</b>
BETA SECURITIES S.A.	26/09/2022
EUROBANK EQUITIES INVESTMENT FIRM SINGLE MEMBER SA	16/10/2017
LEON DEPOLAS SECURITIES S.A.	21/05/2018
<b>ELASTRON (CR)</b>	<b>Main Market</b>
LEON DEPOLAS SECURITIES S.A.	20/02/2017

## List of Stocks under Market Making operations

Securities	Stock Category
Market Maker	Start Market Making
<b>ELLAKTOR (CR)</b>	Main Market
ALPHA FINANCE INVESTMENT SERVICES SINGLE MEMBER SA	18/03/2019
EUROBANK EQUITIES INVESTMENT FIRM SINGLE MEMBER SA	01/06/2012
EUROXX SECURITIES S.A.	24/09/2018
NATIONAL SECURITIES SINGLE MEMBER SA	02/01/1900
PIRAEUS SECURITIES S. A.	22/10/2018
<b>ELTON SA (CR)</b>	Main Market
EUROBANK EQUITIES INVESTMENT FIRM SINGLE MEMBER SA	28/11/2022
OPTIMA BANK S.A.	30/01/2023
<b>ELVALHALCOR (CR)</b>	Main Market
ALPHA FINANCE INVESTMENT SERVICES SINGLE MEMBER SA	07/05/2018
BETA SECURITIES S.A.	09/01/2023
EUROBANK EQUITIES INVESTMENT FIRM SINGLE MEMBER SA	07/05/2018
<b>ENTERSOFT (CR)</b>	Main Market
ALPHA FINANCE INVESTMENT SERVICES SINGLE MEMBER SA	23/03/2023
EUROBANK EQUITIES INVESTMENT FIRM SINGLE MEMBER SA	22/06/2020
<b>EUROBANK HOLDINGS (CR)</b>	Main Market
ALPHA FINANCE INVESTMENT SERVICES SINGLE MEMBER SA	09/01/2006
EUROBANK EQUITIES INVESTMENT FIRM SINGLE MEMBER SA	01/06/2012
GREENPOST TRADING EUROPE LTD	12/06/2023
HELLENIC AMERICAN SECURITIES S.A.	25/07/2014
LEON DEPOLAS SECURITIES S.A.	30/11/2018
MERIT SECURITIES S.A.	06/11/2017
NATIONAL SECURITIES SINGLE MEMBER SA	02/01/1900
PIRAEUS SECURITIES S. A.	28/09/2009
<b>EUROCONSULTANTS S.A. (CR)</b>	Main Market
OPTIMA BANK S.A.	01/02/2023
<b>EYDAP S.A. (CR)</b>	Main Market
ALPHA FINANCE INVESTMENT SERVICES SINGLE MEMBER SA	27/01/2020
EUROBANK EQUITIES INVESTMENT FIRM SINGLE MEMBER SA	10/06/2019
<b>FOURLIS (CR)</b>	Main Market
EUROBANK EQUITIES INVESTMENT FIRM SINGLE MEMBER SA	01/12/2016
PIRAEUS SECURITIES S. A.	06/03/2017
<b>GEK TERNA (CR)</b>	Main Market
BETA SECURITIES S.A.	08/03/2021
EUROBANK EQUITIES INVESTMENT FIRM SINGLE MEMBER SA	24/05/2021
PIRAEUS SECURITIES S. A.	29/08/2019
<b>GR. SARANTIS S.A. (CR)</b>	Main Market
BETA SECURITIES S.A.	14/05/2012
EUROBANK EQUITIES INVESTMENT FIRM SINGLE MEMBER SA	24/10/2016
<b>HELLENIC EXCHANGES-A.S.E. (CR)</b>	Main Market
HELLENIC AMERICAN SECURITIES S.A.	01/09/2014
NATIONAL SECURITIES SINGLE MEMBER SA	02/01/1900
PIRAEUS SECURITIES S. A.	04/05/2015
<b>HELLENIQ ENERGY (CR)</b>	Main Market
HELLENIC AMERICAN SECURITIES S.A.	14/09/2015
PIRAEUS SECURITIES S. A.	20/03/2017
<b>IDEAL HOLDINGS (CR)</b>	Main Market
EUROBANK EQUITIES INVESTMENT FIRM SINGLE MEMBER SA	07/06/2021
PIRAEUS SECURITIES S. A.	07/06/2021
<b>INTERCONTINENTAL (CR)</b>	Main Market
LEON DEPOLAS SECURITIES S.A.	03/06/2019
<b>INTERLIFE G.C.I.(CR)</b>	Main Market
BETA SECURITIES S.A.	24/10/2022
<b>INTERWOOD-XYLEMPORIA (CR)</b>	Main Market
EUROBANK EQUITIES INVESTMENT FIRM SINGLE MEMBER SA	05/07/2021
PANTELAKIS SECURITIES S.A.	01/07/2021
<b>INTRAKAT (CR)</b>	Main Market
BETA SECURITIES S.A.	04/10/2021
PANTELAKIS SECURITIES S.A.	10/10/2022
<b>JUMBO SA (CR)</b>	Main Market
BETA SECURITIES S.A.	01/02/2021
EUROBANK EQUITIES INVESTMENT FIRM SINGLE MEMBER SA	25/05/2020
GREENPOST TRADING EUROPE LTD	12/06/2023
MERIT SECURITIES S.A.	06/11/2017
PIRAEUS SECURITIES S. A.	06/03/2017
<b>KLOUKINAS - LAPPAS SA (CR)</b>	Main Market
OPTIMA BANK S.A.	02/01/2023

## List of Stocks under Market Making operations

Securities	Stock Category
Market Maker	Start Market Making
<b>KRI-KRI S.A. (CR)</b>	<b>Main Market</b>
EUROBANK EQUITIES INVESTMENT FIRM SINGLE MEMBER SA	07/05/2018
LEON DEPOLAS SECURITIES S.A.	16/01/2017
<b>LAMDA DEVELOPMENT SA (CR)</b>	<b>Main Market</b>
EUROBANK EQUITIES INVESTMENT FIRM SINGLE MEMBER SA	08/12/2014
PANTELAKIS SECURITIES S.A.	06/11/2017
PIRAEUS SECURITIES S. A.	29/06/2017
<b>LAMPSA HOTEL SA (CR)</b>	<b>Main Market</b>
LEON DEPOLAS SECURITIES S.A.	16/01/2017
<b>MIG (CR)</b>	<b>Main Market</b>
PIRAEUS SECURITIES S. A.	02/02/2009
<b>MOTODYNAMICS S.A. (CR)</b>	<b>Main Market</b>
OPTIMA BANK S.A.	25/08/2023
<b>MOTOR OIL (CR)</b>	<b>Main Market</b>
BETA SECURITIES S.A.	08/03/2021
EUROBANK EQUITIES INVESTMENT FIRM SINGLE MEMBER SA	22/10/2006
GREENPOST TRADING EUROPE LTD	12/06/2023
LEON DEPOLAS SECURITIES S.A.	01/04/2019
MERIT SECURITIES S.A	25/02/2019
NATIONAL SECURITIES SINGLE MEMBER SA	02/01/1900
PIRAEUS SECURITIES S. A.	04/05/2015
<b>MPLE KEDROS (CR)</b>	<b>Main Market</b>
MERIT SECURITIES S.A	30/09/2022
<b>MYTILINEOS (CR)</b>	<b>Main Market</b>
ALPHA FINANCE INVESTMENT SERVICES SINGLE MEMBER SA	15/04/2019
BETA SECURITIES S.A.	11/04/2022
EUROBANK EQUITIES INVESTMENT FIRM SINGLE MEMBER SA	20/09/2017
GREENPOST TRADING EUROPE LTD	12/06/2023
MERIT SECURITIES S.A	25/02/2019
NATIONAL SECURITIES SINGLE MEMBER SA	02/01/1900
PIRAEUS SECURITIES S. A.	04/05/2015
<b>NATIONAL BANK (CR)</b>	<b>Main Market</b>
ALPHA FINANCE INVESTMENT SERVICES SINGLE MEMBER SA	09/01/2006
EUROBANK EQUITIES INVESTMENT FIRM SINGLE MEMBER SA	22/10/2006
GREENPOST TRADING EUROPE LTD	12/06/2023
HELLENIC AMERICAN SECURITIES S.A.	25/07/2014
LEON DEPOLAS SECURITIES S.A.	20/05/2015
MERIT SECURITIES S.A	03/09/2012
NATIONAL SECURITIES SINGLE MEMBER SA	02/01/1900
PIRAEUS SECURITIES S. A.	08/09/2008
<b>OPAP (CR)</b>	<b>Main Market</b>
ALPHA FINANCE INVESTMENT SERVICES SINGLE MEMBER SA	09/01/2006
BETA SECURITIES S.A.	11/04/2022
EUROBANK EQUITIES INVESTMENT FIRM SINGLE MEMBER SA	22/10/2006
GREENPOST TRADING EUROPE LTD	12/06/2023
HELLENIC AMERICAN SECURITIES S.A.	25/07/2014
MERIT SECURITIES S.A	20/03/2017
NATIONAL SECURITIES SINGLE MEMBER SA	02/01/1900
PIRAEUS SECURITIES S. A.	04/05/2015
<b>OTE (CR)</b>	<b>Main Market</b>
ALPHA FINANCE INVESTMENT SERVICES SINGLE MEMBER SA	09/01/2006
BETA SECURITIES S.A.	11/04/2022
EUROBANK EQUITIES INVESTMENT FIRM SINGLE MEMBER SA	22/10/2006
GREENPOST TRADING EUROPE LTD	12/06/2023
HELLENIC AMERICAN SECURITIES S.A.	25/07/2014
LEON DEPOLAS SECURITIES S.A.	20/04/2015
MERIT SECURITIES S.A	20/03/2017
NATIONAL SECURITIES SINGLE MEMBER SA	02/01/1900
PIRAEUS SECURITIES S. A.	08/09/2008
<b>P.P.A. S.A. (CR)</b>	<b>Main Market</b>
EUROBANK EQUITIES INVESTMENT FIRM SINGLE MEMBER SA	06/02/2019
<b>PAPOUTSANIS (CR)</b>	<b>Main Market</b>
ALPHA FINANCE INVESTMENT SERVICES SINGLE MEMBER SA	19/11/2018
BETA SECURITIES S.A.	25/11/2013
<b>PETROPOULOS PETROS (CR)</b>	<b>Main Market</b>
EUROBANK EQUITIES INVESTMENT FIRM SINGLE MEMBER SA	01/04/2019
PANTELAKIS SECURITIES S.A.	16/03/2020

## List of Stocks under Market Making operations

Securities	Stock Category
Market Maker	Start Market Making
<b>PIRAEUS FINANCIAL HOLD (CR)</b>	<b>Main Market</b>
ALPHA FINANCE INVESTMENT SERVICES SINGLE MEMBER SA	15/04/2019
EUROBANK EQUITIES INVESTMENT FIRM SINGLE MEMBER SA	22/10/2006
EUROXX SECURITIES S.A.	15/02/2016
GREENPOST TRADING EUROPE LTD	12/06/2023
HELLENIC AMERICAN SECURITIES S.A.	25/07/2014
LEON DEPOLAS SECURITIES S.A.	30/11/2018
MERIT SECURITIES S.A	16/09/2013
NATIONAL SECURITIES SINGLE MEMBER SA	02/01/1900
PIRAEUS SECURITIES S. A.	16/02/2009
<b>PPC (CR)</b>	<b>Main Market</b>
ALPHA FINANCE INVESTMENT SERVICES SINGLE MEMBER SA	09/01/2006
BETA SECURITIES S.A.	01/02/2021
EUROBANK EQUITIES INVESTMENT FIRM SINGLE MEMBER SA	22/10/2006
GREENPOST TRADING EUROPE LTD	12/06/2023
HELLENIC AMERICAN SECURITIES S.A.	01/09/2014
MERIT SECURITIES S.A	06/11/2017
NATIONAL SECURITIES SINGLE MEMBER SA	02/01/1900
PIRAEUS SECURITIES S. A.	28/09/2009
<b>PREMIA (CR)</b>	<b>Main Market</b>
BETA SECURITIES S.A.	01/06/2021
LEON DEPOLAS SECURITIES S.A.	05/12/2022
PANTELAKIS SECURITIES S.A.	23/12/2021
<b>PROFILE SA (CR)</b>	<b>Main Market</b>
OPTIMA BANK S.A.	03/04/2023
PANTELAKIS SECURITIES S.A.	01/07/2019
<b>QUALITY &amp; RELIABILITY SA (CR)</b>	<b>Main Market</b>
OPTIMA BANK S.A.	03/01/2023
<b>QUEST HOLDINGS (CR)</b>	<b>Main Market</b>
BETA SECURITIES S.A.	26/03/2018
EUROBANK EQUITIES INVESTMENT FIRM SINGLE MEMBER SA	28/01/2019
<b>REVOIL (CR)</b>	<b>Main Market</b>
BETA SECURITIES S.A.	26/06/2023
<b>SIDMA STEEL (CR)</b>	<b>Main Market</b>
OPTIMA BANK S.A.	25/05/2023
<b>SPACE HELLAS SA (CR)</b>	<b>Main Market</b>
MERIT SECURITIES S.A	09/12/2022
<b>TECHNICAL OLYMPIC SA (CR)</b>	<b>Main Market</b>
OPTIMA BANK S.A.	05/07/2023
<b>TERNA ENERGY (CR)</b>	<b>Main Market</b>
EUROBANK EQUITIES INVESTMENT FIRM SINGLE MEMBER SA	24/05/2021
PIRAEUS SECURITIES S. A.	09/12/2019
<b>THRACE PLASTICS SA (CR)</b>	<b>Main Market</b>
ALPHA FINANCE INVESTMENT SERVICES SINGLE MEMBER SA	26/03/2018
EUROBANK EQUITIES INVESTMENT FIRM SINGLE MEMBER SA	26/03/2018
<b>TITAN CEMENT (CB)</b>	<b>Main Market</b>
BETA SECURITIES S.A.	01/02/2021
EUROBANK EQUITIES INVESTMENT FIRM SINGLE MEMBER SA	06/11/2019
PIRAEUS SECURITIES S. A.	18/01/2021
<b>TZIRAKIAN PROFIL (CR)</b>	<b>Main Market</b>
LEON DEPOLAS SECURITIES S.A.	19/07/2021
<b>VIOHALCO SA/NV (CB)</b>	<b>Main Market</b>
ALPHA FINANCE INVESTMENT SERVICES SINGLE MEMBER SA	11/03/2008
EUROBANK EQUITIES INVESTMENT FIRM SINGLE MEMBER SA	04/03/2014
MERIT SECURITIES S.A	17/03/2014

Underlying Asset				Derivatives Market														
Price max	Price min	Closing price	change	Delivery Month	Open price	Price max	Price min	Last price	Closing price	Last Bid	Last Ask	Fixing price*	Life high	Life low	Trades	Volume	Open Interest	
FTSE/Athex Large Cap																		(Trade Unit: 1 Index Point x 2€, Cash Settlement)
3,218.98	3,190.86	3,201.50	0.29%	September 2023	3,217.50	3,232.00	3,205.00	3,206.00	3,206.00	---	---		3,293.25	---	107	423	3,303	
				October 2023	3,216.25	3,236.25	3,211.25	3,211.25	3,211.25	---	---		3,236.25	---	26	318	112	
				November 2023	---	---	---	---	3,206.75	---	---		---	---	---	---	---	
				December 2023	---	---	---	---	3,211.75	---	---		---	---	---	---	---	
				March 2024	---	---	---	---	3,227.75	---	---		---	---	---	---	---	
				June 2024	---	---	---	---	3,245.25	---	---		---	---	---	---	---	
FTSE/Athex Banks																		(Trade Unit: 1 Index Point x 15€, Cash Settlement)
1,073.00	1,061.59	1,065.41	0.22%	September 2023	1,077.50	1,077.50	1,077.50	1,077.50	1,077.50	---	---		1,134.75	---	2	10	2,027	
				December 2023	---	---	---	---	1,069.50	---	---		---	---	---	---	---	
				March 2024	---	---	---	---	1,074.75	---	---		---	---	---	---	---	
				June 2024	---	---	---	---	1,080.75	---	---		---	---	---	---	---	
MSCI GREECE REBASED																		(Trade Unit: 1 Index Point x 2€, Cash Settlement)
5,128.37	5,073.77	5,093.64	0.30%	September 2023	---	---	---	---	5,098.00	---	---		5,192.25	---	---	---	182	
				October 2023	---	---	---	---	5,251.25	---	---		5,169.00	---	---	---	1	
				November 2023	---	---	---	---	5,101.25	---	---		---	---	---	---	---	
				December 2023	---	---	---	---	5,263.00	---	---		5,012.25	---	---	---	20	
				January 2024	---	---	---	---	5,119.00	---	---		---	---	---	---	---	
				February 2024	---	---	---	---	5,127.00	---	---		---	---	---	---	---	
				March 2024	---	---	---	---	5,134.75	---	---		---	---	---	---	---	
				June 2024	---	---	---	---	5,162.50	---	---		---	---	---	---	---	

Underlying Asset				Derivatives Market													
Price max	Price min	Closing price	change	Delivery Month	Open price	Price max	Price min	Last price	Closing price	Last Bid	Last Ask	Fixing price*	Life high	Life low	Trades	Volume	Open Interest
ADMIE (IPTO) HOLDING S.A. (CR)				(Contract Size: 100 Securities, Physical Delivery)													
2.395	2.32	2.35	0.86%	September 2023	2.37	2.40	2.34	2.35	2.35	---	---	---	2.49	---	55	471	17,838
				December 2023	2.33	2.40	2.33	2.37	2.37	---	---	---	2.42	---	6	284	624
				March 2024	---	---	---	---	2.36	---	---	---	---	---	---	---	---
				June 2024	---	---	---	---	2.37	---	---	---	---	---	---	---	---
AEGEAN AIRLINES (CR)				(Contract Size: 100 Securities, Physical Delivery)													
13.78	13.42	13.48	-1.61%	September 2023	13.76	13.83	13.50	13.55	13.55	---	---	---	13.90	---	49	240	7,219
				December 2023	---	---	---	---	13.78	---	---	---	---	---	---	---	---
				March 2024	---	---	---	---	13.85	---	---	---	---	---	---	---	---
				June 2024	---	---	---	---	13.93	---	---	---	---	---	---	---	---
ALPHA SERVICES HOLD (CR)				(Contract Size: 100 Securities, Physical Delivery)													
1.554	1.53	1.54	0.65%	September 2023	1.55	1.56	1.54	1.54	1.54	---	---	---	1.72	---	125	5,433	215,349
				December 2023	1.57	1.57	1.57	1.57	1.57	---	---	---	1.65	---	1	10	490
				March 2024	---	---	---	---	1.55	---	---	---	---	---	---	---	---
				June 2024	---	---	---	---	1.56	---	---	---	---	---	---	---	---
AUTOHELLAS SA (CR)				(Contract Size: 100 Securities, Physical Delivery)													
14.14	13.88	14.14	1.00%	September 2023	14.05	14.15	14.05	14.15	14.15	---	---	---	14.56	---	3	3	141
				December 2023	---	---	---	---	14.08	---	---	---	---	---	---	---	---
				March 2024	---	---	---	---	14.16	---	---	---	---	---	---	---	---
				June 2024	---	---	---	---	14.23	---	---	---	---	---	---	---	---
AVAX S.A. (CR)				(Contract Size: 100 Securities, Physical Delivery)													
1.59	1.566	1.57	-0.38%	September 2023	---	---	---	---	1.59	---	---	---	1.80	---	---	---	1,877
				December 2023	---	---	---	---	1.59	---	---	---	---	---	---	---	---
				March 2024	---	---	---	---	1.59	---	---	---	---	---	---	---	---
				June 2024	---	---	---	---	1.60	---	---	---	---	---	---	---	---
CC HBC AG (CR)				(Contract Size: 100 Securities, Physical Delivery)													
26.99	26.61	26.9	0.45%	September 2023	26.90	27.09	26.90	26.96	26.96	---	---	---	28.81	---	8	21	664
				December 2023	---	---	---	---	26.94	---	---	---	---	---	---	---	---
				March 2024	---	---	---	---	27.08	---	---	---	---	---	---	---	---
				June 2024	---	---	---	---	27.22	---	---	---	---	---	---	---	---
CENERGY HOLDINGS (CB)				(Contract Size: 100 Securities, Physical Delivery)													
7.27	7.15	7.2	0.14%	September 2023	7.25	7.26	7.20	7.24	7.24	---	---	---	7.26	---	30	111	5,813
				December 2023	---	---	---	---	7.23	---	---	---	---	---	---	---	---
				March 2024	---	---	---	---	7.27	---	---	---	---	---	---	---	---
				June 2024	---	---	---	---	7.31	---	---	---	---	---	---	---	---

Derivatives notes

Fixing prices and final open positions can be retrieved from the following path <http://www.helex.gr/el/web/guest/statistics-end-of-day-derivatives>

Underlying Asset				Derivatives Market													
Price max	Price min	Closing price	change	Delivery Month	Open price	Price max	Price min	Last price	Closing price	Last Bid	Last Ask	Fixing price*	Life high	Life low	Trades	Volume	Open Interest
ELLAKTOR (CR)				(Contract Size: 100 Securities, Physical Delivery)													
2.465	2.41	2.435	0.62%	September 2023	2.45	2.47	2.44	2.44	2.44	---	---	---	2.73	---	9	73	762
				December 2023	---	---	---	---	2.43	---	---	---	---	---	---	---	---
				March 2024	---	---	---	---	2.45	---	---	---	---	---	---	---	---
				June 2024	---	---	---	---	2.46	---	---	---	---	---	---	---	---
ELVALHALCOR (CR)				(Contract Size: 100 Securities, Physical Delivery)													
2.225	2.175	2.19	0.00%	September 2023	2.23	2.23	2.20	2.20	2.20	---	---	---	2.45	---	12	47	2,448
				December 2023	---	---	---	---	2.20	---	---	---	---	---	---	---	---
				March 2024	---	---	---	---	2.21	---	---	---	---	---	---	---	---
				June 2024	---	---	---	---	2.23	---	---	---	---	---	---	---	---
EUROBANK HOLDINGS (CR)				(Contract Size: 100 Securities, Physical Delivery)													
1.5895	1.564	1.58	0.64%	September 2023	1.60	1.60	1.58	1.58	1.58	---	---	---	1.68	---	19	288	44,286
				December 2023	---	---	---	---	1.58	---	---	---	---	---	---	---	---
				March 2024	---	---	---	---	1.59	---	---	---	---	---	---	---	---
				June 2024	---	---	---	---	1.60	---	---	---	---	---	---	---	---
EYDAP S.A. (CR)				(Contract Size: 100 Securities, Physical Delivery)													
6.75	6.54	6.62	-0.75%	September 2023	6.73	6.74	6.60	6.60	6.60	---	---	---	7.18	---	6	22	1,889
				December 2023	---	---	---	---	6.71	---	---	---	---	---	---	---	---
				March 2024	---	---	---	---	6.74	---	---	---	---	---	---	---	---
				June 2024	---	---	---	---	6.78	---	---	---	---	---	---	---	---
FOURLIS (CR)				(Contract Size: 100 Securities, Physical Delivery)													
4.84	4.755	4.76	0.21%	September 2023	4.74	4.81	4.74	4.81	4.81	---	---	---	5.07	---	7	17	750
				December 2023	---	---	---	---	4.78	---	---	---	---	---	---	---	---
				March 2024	---	---	---	---	4.80	---	---	---	---	---	---	---	---
				June 2024	---	---	---	---	4.83	---	---	---	---	---	---	---	---
GEK TERNA (CR)				(Contract Size: 102 Securities, Physical Delivery)													
13.58	13.2	13.44	-0.44%	September 2023	13.37	13.37	13.27	13.32	13.32	---	---	---	13.80	12.98	7	19	7,054
				December 2023	---	---	---	---	13.58	---	---	---	---	---	---	---	---
				March 2024	---	---	---	---	13.65	---	---	---	---	---	---	---	---
				June 2024	---	---	---	---	13.72	---	---	---	---	---	---	---	---
HELLENIC EXCHANGES-A.S.E. (CR)				(Contract Size: 100 Securities, Physical Delivery)													
5.42	5.31	5.34	-0.74%	September 2023	5.48	5.48	5.34	5.38	5.38	---	---	---	6.20	---	34	174	8,471
				December 2023	---	---	---	---	5.41	---	---	---	---	---	---	---	---
				March 2024	---	---	---	---	5.44	---	---	---	---	---	---	---	---
				June 2024	---	---	---	---	5.47	---	---	---	---	---	---	---	---

Derivatives notes

Fixing prices and final open positions can be retrieved from the following path <http://www.helex.gr/el/web/guest/statistics-end-of-day-derivatives>

Underlying Asset				Derivatives Market													
Price max	Price min	Closing price	change	Delivery Month	Open price	Price max	Price min	Last price	Closing price	Last Bid	Last Ask	Fixing price*	Life high	Life low	Trades	Volume	Open Interest
HELLENIQ ENERGY (CR)				(Contract Size: 100 Securities, Physical Delivery)													
8.33	8.16	8.31	1.34%	September 2023	8.31	8.35	8.29	8.35	8.35	---	---	---	8.49	---	18	82	1,717
				December 2023	---	---	---	---	8.25	---	---	---	---	---	---	---	---
				March 2024	---	---	---	---	8.29	---	---	---	---	---	---	---	---
				June 2024	---	---	---	---	8.34	---	---	---	---	---	---	---	---
INTRACOM HOLDINGS (CR)				(Contract Size: 106 Securities, Physical Delivery)													
2.39	2.315	2.315	-0.22%	September 2023	2.41	2.46	2.33	2.33	2.33	---	---	---	2.46	---	94	458	5,221
				December 2023	---	---	---	---	2.33	---	---	---	---	---	---	---	---
				March 2024	---	---	---	---	2.35	---	---	---	---	---	---	---	---
				June 2024	---	---	---	---	2.36	---	---	---	---	---	---	---	---
INTRAKAT (CR)				(Contract Size: 100 Securities, Physical Delivery)													
3.175	3.13	3.16	0.00%	September 2023	3.16	3.16	3.13	3.16	3.16	---	---	---	3.36	---	27	225	6,880
				December 2023	---	---	---	---	3.18	---	---	---	---	---	---	---	---
				March 2024	---	---	---	---	3.20	---	---	---	---	---	---	---	---
				June 2024	---	---	---	---	3.21	---	---	---	---	---	---	---	---
JUMBO SA (CR)				(Contract Size: 100 Securities, Physical Delivery)													
29	28.64	29	0.00%	September 2023	28.70	29.00	28.70	29.00	29.00	---	---	---	29.00	---	2	10	294
				December 2023	---	---	---	---	29.18	---	---	---	---	---	---	---	---
				March 2024	---	---	---	---	29.32	---	---	---	---	---	---	---	---
				June 2024	---	---	---	---	29.48	---	---	---	---	---	---	---	---
LAMDA DEVELOPMENT SA (CR)				(Contract Size: 100 Securities, Physical Delivery)													
6.895	6.8	6.885	0.58%	September 2023	6.93	6.93	6.88	6.93	6.93	---	---	---	7.54	---	18	74	5,555
				December 2023	---	---	---	---	6.89	---	---	---	---	---	---	---	---
				March 2024	---	---	---	---	6.92	---	---	---	---	---	---	---	---
				June 2024	---	---	---	---	6.96	---	---	---	---	---	---	---	---
MIG (CR)				(Contract Size: 100 Securities, Physical Delivery)													
4.12	3.95	4.105	0.86%	September 2023	---	---	---	---	3.94	---	---	---	5.10	---	---	---	69
				December 2023	---	---	---	---	4.09	---	---	---	---	---	---	---	---
				March 2024	---	---	---	---	4.12	---	---	---	---	---	---	---	---
				June 2024	---	---	---	---	4.14	---	---	---	---	---	---	---	---
MOTOR OIL (CR)				(Contract Size: 100 Securities, Physical Delivery)													
23.58	23.1	23.1	-1.54%	September 2023	23.52	23.60	23.29	23.46	23.46	---	---	---	24.55	---	14	46	1,973
				December 2023	---	---	---	---	23.60	---	---	---	---	---	---	---	---
				March 2024	---	---	---	---	23.72	---	---	---	---	---	---	---	---
				June 2024	---	---	---	---	23.85	---	---	---	---	---	---	---	---

Derivatives notes

Fixing prices and final open positions can be retrieved from the following path <http://www.helex.gr/el/web/guest/statistics-end-of-day-derivatives>

Underlying Asset				Derivatives Market													
Price max	Price min	Closing price	change	Delivery Month	Open price	Price max	Price min	Last price	Closing price	Last Bid	Last Ask	Fixing price*	Life high	Life low	Trades	Volume	Open Interest
MYTILINEOS (CR)				(Contract Size: 100 Securities, Physical Delivery)													
38.3	37.78	38.28	1.38%	September 2023	38.00	38.42	38.00	38.30	38.30	---	---	---	38.42	---	45	136	3,979
				December 2023	---	---	---	---	37.64	---	---	---	35.29	---	---	---	1
				March 2024	---	---	---	---	38.18	---	---	---	---	---	---	---	---
				June 2024	---	---	---	---	38.39	---	---	---	---	---	---	---	---
NATIONAL BANK (CR)				(Contract Size: 100 Securities, Physical Delivery)													
6.48	6.354	6.356	-1.03%	September 2023	6.49	6.50	6.35	6.39	6.39	---	---	---	6.57	---	67	413	18,833
				December 2023	---	---	---	---	6.59	---	---	---	6.43	---	---	---	30
				March 2024	---	---	---	---	6.49	---	---	---	---	---	---	---	---
				June 2024	---	---	---	---	6.53	---	---	---	---	---	---	---	---
OPAP (CR)				(Contract Size: 103 Securities, Physical Delivery)													
15.92	15.43	15.7	1.36%	September 2023	15.70	15.99	15.64	15.67	15.67	---	---	---	16.69	15.10	82	582	2,760
				December 2023	---	---	---	---	15.58	---	---	---	---	---	---	---	---
				March 2024	---	---	---	---	15.66	---	---	---	---	---	---	---	---
				June 2024	---	---	---	---	15.75	---	---	---	---	---	---	---	---
OTE (CR)				(Contract Size: 100 Securities, Physical Delivery)													
14.28	14.03	14.03	-0.50%	September 2023	14.27	14.35	14.12	14.12	14.12	---	---	---	15.55	---	29	99	11,331
				December 2023	---	---	---	---	14.19	---	---	---	---	---	---	---	---
				March 2024	---	---	---	---	14.26	---	---	---	---	---	---	---	---
				June 2024	---	---	---	---	14.33	---	---	---	---	---	---	---	---
P.P.A. S.A. (CR)				(Contract Size: 100 Securities, Physical Delivery)													
22.3	21.95	22.2	1.37%	September 2023	---	---	---	---	21.21	---	---	---	22.48	---	---	---	294
				December 2023	---	---	---	---	22.03	---	---	---	---	---	---	---	---
				March 2024	---	---	---	---	22.14	---	---	---	---	---	---	---	---
				June 2024	---	---	---	---	22.26	---	---	---	---	---	---	---	---
PIRAEUS FINANCIAL HOLD (CR)				(Contract Size: 100 Securities, Physical Delivery)													
3.33	3.276	3.3	0.86%	September 2023	3.31	3.34	3.29	3.32	3.32	---	---	---	3.62	---	118	1,776	81,806
				December 2023	---	---	---	---	3.29	---	---	---	---	---	---	---	---
				March 2024	---	---	---	---	3.31	---	---	---	---	---	---	---	---
				June 2024	---	---	---	---	3.33	---	---	---	---	---	---	---	---
PPC (CR)				(Contract Size: 100 Securities, Physical Delivery)													
10.44	10.2	10.27	0.69%	September 2023	10.32	10.52	10.31	10.33	10.33	---	---	---	11.33	---	158	586	29,897
				December 2023	10.69	10.69	10.45	10.45	10.45	---	---	---	10.69	---	2	3	2
				March 2024	---	---	---	---	10.31	---	---	---	---	---	---	---	---
				June 2024	---	---	---	---	10.37	---	---	---	---	---	---	---	---

Derivatives notes

Fixing prices and final open positions can be retrieved from the following path <http://www.helex.gr/el/web/guest/statistics-end-of-day-derivatives>

Underlying Asset				Derivatives Market													
Price max	Price min	Closing price	change	Delivery Month	Open price	Price max	Price min	Last price	Closing price	Last Bid	Last Ask	Fixing price*	Life high	Life low	Trades	Volume	Open Interest
QUEST HOLDINGS (CR)				(Contract Size: 100 Securities, Physical Delivery)													
6.22	6.1	6.22	1.63%	September 2023	---	---	---	---	6.19	---	---	---	6.77	---	---	---	199
				December 2023	---	---	---	---	6.16	---	---	---	---	---	---	---	---
				March 2024	---	---	---	---	6.19	---	---	---	---	---	---	---	---
				June 2024	---	---	---	---	6.22	---	---	---	---	---	---	---	---
TERNA ENERGY (CR)				(Contract Size: 100 Securities, Physical Delivery)													
16.4	16.1	16.2	0.31%	September 2023	16.32	16.50	16.26	16.35	16.35	---	---	---	21.16	---	146	597	14,381
				December 2023	16.60	16.60	16.54	16.54	16.54	---	---	---	16.90	---	2	90	24
				March 2024	---	---	---	---	16.33	---	---	---	---	---	---	---	---
				June 2024	---	---	---	---	16.42	---	---	---	---	---	---	---	---
TITAN CEMENT (CB)				(Contract Size: 100 Securities, Physical Delivery)													
18.28	18.06	18.06	-0.66%	September 2023	18.25	18.30	18.06	18.06	18.06	---	---	---	19.51	---	10	32	732
				December 2023	---	---	---	---	18.29	---	---	---	---	---	---	---	---
				March 2024	---	---	---	---	18.38	---	---	---	---	---	---	---	---
				June 2024	---	---	---	---	18.48	---	---	---	---	---	---	---	---
VIOHALCO SA/NV (CB)				(Contract Size: 100 Securities, Physical Delivery)													
7.07	6.91	6.95	-1.42%	September 2023	7.05	7.06	6.92	6.92	6.92	---	---	---	7.06	---	38	128	5,343
				December 2023	---	---	---	---	7.09	---	---	---	---	---	---	---	---
				March 2024	---	---	---	---	7.13	---	---	---	---	---	---	---	---
				June 2024	---	---	---	---	7.17	---	---	---	---	---	---	---	---

Derivatives notes

Fixing prices and final open positions can be retrieved from the following path <http://www.helex.gr/el/web/guest/statistics-end-of-day-derivatives>

FTSE/Athex Large Cap

(Trade Unit: 1 Index Point x 2€ - Exercise Style: European, Cash Settlement)

Call Options																Put Options																				
September 2023								October 2023								Other Months		September 2023								October 2023								Other Months		
Exerise Price	Open price	Price max	Price min	Last price	Closing price	Volume	Open Interest	Open price	Price max	Price min	Last price	Closing price	Volume	Open Interest	Volume	Open Interest	Open price	Price max	Price min	Last price	Closing price	Volume	Open Interest	Open price	Price max	Price min	Last price	Closing price	Volume	Open Interest	Volume	Open Interest	Exerise Price			
1,775	0.00	0.00	0.00	-	1,427.00	-	-	-	-	-	-	-	-	-	-	-	0.00	0.00	0.00	-	0.02	-	-	-	-	-	-	-	-	-	-	1,775				
1,800	0.00	0.00	0.00	-	1,402.00	-	-	-	-	-	-	-	-	-	-	-	0.00	0.00	0.00	-	0.03	-	-	-	-	-	-	-	-	-	-	1,800				
1,825	0.00	0.00	0.00	-	1,377.00	-	-	-	-	-	-	-	-	-	-	-	0.00	0.00	0.00	-	0.05	-	-	-	-	-	-	-	-	-	-	1,825				
1,850	0.00	0.00	0.00	-	1,352.00	-	-	-	-	-	-	-	-	-	-	-	0.00	0.00	0.00	-	0.07	-	-	-	-	-	-	-	-	-	-	1,850				
1,875	0.00	0.00	0.00	-	1,327.00	-	-	-	-	-	-	-	-	-	-	-	0.00	0.00	0.00	-	0.01	-	-	-	-	-	-	-	-	-	-	1,875				
1,900	0.00	0.00	0.00	-	1,302.00	-	-	-	-	-	-	-	-	-	-	-	0.00	0.00	0.00	-	0.01	-	-	-	-	-	-	-	-	-	-	1,900				
1,925	0.00	0.00	0.00	-	1,277.00	-	-	-	-	-	-	-	-	-	-	-	0.00	0.00	0.00	-	0.01	-	-	-	-	-	-	-	-	-	-	1,925				
1,950	0.00	0.00	0.00	-	1,252.00	-	-	-	-	-	-	-	-	-	-	-	0.00	0.00	0.00	-	0.02	-	-	-	-	-	-	-	-	-	-	1,950				
1,975	0.00	0.00	0.00	-	1,227.00	-	-	-	-	-	-	-	-	-	-	-	0.00	0.00	0.00	-	0.01	-	-	-	-	-	-	-	-	-	-	1,975				
2,000	0.00	0.00	0.00	-	1,202.00	-	-	-	-	-	-	-	-	-	-	-	0.00	0.00	0.00	-	0.01	-	-	-	-	-	-	-	-	-	-	2,000				
2,050	0.00	0.00	0.00	-	1,152.00	-	-	-	-	-	-	-	-	-	-	-	0.00	0.00	0.00	-	0.01	-	-	-	-	-	-	-	-	-	-	2,050				
2,100	0.00	0.00	0.00	-	1,102.00	-	-	-	-	-	-	-	-	-	-	-	0.00	0.00	0.00	-	0.01	-	-	-	-	-	-	-	-	-	-	2,100				
2,150	0.00	0.00	0.00	-	1,052.00	-	-	-	-	-	-	-	-	-	-	-	0.00	0.00	0.00	-	0.01	-	-	-	-	-	-	-	-	-	-	2,150				
2,200	0.00	0.00	0.00	-	1,002.00	-	-	-	-	-	-	-	-	-	-	-	0.00	0.00	0.00	-	0.01	-	-	-	-	-	-	-	-	-	-	2,200				
2,250	0.00	0.00	0.00	-	953.00	-	-	-	-	-	-	-	-	-	-	-	0.00	0.00	0.00	-	0.01	-	-	-	-	-	-	-	-	-	-	2,250				
2,300	0.00	0.00	0.00	-	903.00	-	-	-	-	-	-	-	-	-	-	-	0.00	0.00	0.00	-	0.01	-	-	-	-	-	-	-	-	-	-	2,300				
2,350	0.00	0.00	0.00	-	853.00	-	-	-	-	-	-	-	-	-	-	-	0.00	0.00	0.00	-	0.01	-	-	-	-	-	-	-	-	-	-	2,350				
2,400	0.00	0.00	0.00	-	803.00	-	-	-	-	-	-	-	-	-	-	-	0.00	0.00	0.00	-	0.02	-	-	-	-	-	-	-	-	-	-	2,400				
2,450	0.00	0.00	0.00	-	753.00	-	-	-	-	-	-	-	-	-	-	-	0.00	0.00	0.00	-	0.01	-	-	-	-	-	-	-	-	-	-	2,450				
2,500	0.00	0.00	0.00	-	703.00	-	-	-	-	-	-	-	-	-	-	-	0.00	0.00	0.00	-	0.01	-	-	-	-	-	-	-	-	-	-	2,500				
2,550	0.00	0.00	0.00	-	653.00	-	-	-	-	-	-	-	-	-	-	-	0.00	0.00	0.00	-	0.01	-	-	-	-	-	-	-	-	-	-	2,550				
2,600	0.00	0.00	0.00	-	603.00	-	-	-	-	-	-	-	-	-	-	-	0.00	0.00	0.00	-	0.01	-	-	-	-	-	-	-	-	-	-	2,600				
2,650	0.00	0.00	0.00	-	553.00	-	-	-	-	-	-	-	-	-	-	-	0.00	0.00	0.00	-	0.01	-	-	-	-	-	-	-	-	-	-	2,650				
2,700	0.00	0.00	0.00	-	503.00	-	-	-	-	-	-	-	-	-	-	-	0.00	0.00	0.00	-	0.02	-	-	-	-	-	-	-	-	-	-	2,700				
2,750	0.00	0.00	0.00	-	453.00	-	-	-	-	-	-	-	-	-	-	-	0.00	0.00	0.00	-	0.10	-	-	-	-	-	-	-	-	-	-	2,750				
2,800	0.00	0.00	0.00	-	403.00	-	-	0.00	0.00	0.00	-	409.00	-	-	-	-	0.00	0.00	0.00	-	0.02	-	-	0.00	0.00	0.00	-	3.70	-	-	-	2,800				
2,850	0.00	0.00	0.00	-	353.00	-	-	0.00	0.00	0.00	-	362.00	-	-	-	-	0.00	0.00	0.00	-	0.10	-	50	0.00	0.00	0.00	-	6.40	-	-	-	2,850				
2,900	0.00	0.00	0.00	-	304.00	-	-	0.00	0.00	0.00	-	316.00	-	-	-	-	0.00	0.00	0.00	-	0.36	-	20	0.00	0.00	0.00	-	10.75	-	-	-	2,900				
2,950	0.00	0.00	0.00	-	254.00	-	-	0.00	0.00	0.00	-	273.00	-	-	-	-	0.00	0.00	0.00	-	1.20	-	20	0.00	0.00	0.00	-	17.00	-	-	-	2,950				
3,000	0.00	0.00	0.00	-	207.00	-	50	0.00	0.00	0.00	-	232.00	-	-	-	-	0.00	0.00	0.00	-	3.20	-	67	0.00	0.00	0.00	-	25.75	-	5	-	3,000				
3,050	0.00	0.00	0.00	-	161.00	-	21	211.00	211.00	209.00	209.00	209.00	40	20	-	-	7.00	0.00	7.00	7.00	7.00	50	65	37.00	37.00	37.00	37.00	37.00	5	30	-	3,050				
3,100	127.00	127.00	127.00	127.00	127.00	5	44	0.00	0.00	0.00	-	159.00	-	-	-	-	14.50	127.00	14.50	14.50	14.50	1	36	0.00	0.00	0.00	-	53.00	-	21	-	3,100				
3,150	0.00	0.00	0.00	-	84.00	-	66	0.00	0.00	0.00	-	128.00	-	81	-	-	28.75	0.00	28.75	35.00	35.00	3	75	0.00	0.00	0.00	-	72.00	-	61	-	3,150				
3,200	0.00	0.00	0.00	-	55.00	-	41	0.00	0.00	0.00	-	102.00	-	20	-	-	38.00	0.00	36.25	36.25	36.25	25	41	0.00	0.00	0.00	-	95.00	-	-	-	3,200				
3,250	43.00	43.00	43.00	43.00	43.00	5	66	0.00	0.00	0.00	-	79.00	-	21	-	-	0.00	43.00	0.00	-	80.00	-	40	0.00	0.00	0.00	-	122.00	-	-	-	3,250				
3,300	0.00	0.00	0.00	-	19.00	-	-	0.00	0.00	0.00	-	60.00	-	20	-	-	0.00	0.00	0.00	-	115.00	-	22	0.00	0.00	0.00	-	153.00	-	-	-	3,300				

FTSE/Athex Large Cap

(Trade Unit: 1 Index Point x 2€ - Exercise Style: European, Cash Settlement)

Call Options																Put Options																				
September 2023								October 2023								Other Months		September 2023								October 2023								Other Months		
Exerise Price	Open price	Price max	Price min	Last price	Closing price	Volume	Open Interest	Open price	Price max	Price min	Last price	Closing price	Volume	Open Interest	Volume	Open Interest	Open price	Price max	Price min	Last price	Closing price	Volume	Open Interest	Open price	Price max	Price min	Last price	Closing price	Volume	Open Interest	Volume	Open Interest	Exerise Price			
3,350	0.00	0.00	0.00	-	9.90	-	-	0.00	0.00	0.00	-	45.00	-	-			0.00	0.00	0.00	-	156.00	-	-	0.00	0.00	0.00	-	188.00	-	-			3,350			
3,400	0.00	0.00	0.00	-	4.80	-	-	0.00	0.00	0.00	-	33.00	-	-			0.00	0.00	0.00	-	201.00	-	-	0.00	0.00	0.00	-	226.00	-	-			3,400			
3,450	0.00	0.00	0.00	-	2.10	-	-	0.00	0.00	0.00	-	23.50	-	-			0.00	0.00	0.00	-	248.00	-	-	0.00	0.00	0.00	-	266.00	-	-			3,450			
3,500	0.00	0.00	0.00	-	0.86	-	-	0.00	0.00	0.00	-	16.50	-	-			0.00	0.00	0.00	-	297.00	-	-	0.00	0.00	0.00	-	309.00	-	-			3,500			
Totals:						10	288							40	162	0	0							79	436							5	117	0	0	
Number of Trades:						2								2		0								7								1		0		

ALPHA SERVICES HOLD (CR)

(Contract Size: 100 Securities, Exercise Style: American, Physical Delivery)

Call Options																Put Options																					
September 2023								October 2023								Other Months		September 2023								October 2023								Other Months			
Exerise Price	Open price	Price max	Price min	Last price	Closing price	Volume	Open Interest	Open price	Price max	Price min	Last price	Closing price	Volume	Open Interest	Volume	Open Interest	Open price	Price max	Price min	Last price	Closing price	Volume	Open Interest	Open price	Price max	Price min	Last price	Closing price	Volume	Open Interest	Volume	Open Interest	Exerise Price				
0.550	0.000	0.000	0.000		0.981	-	-						-	-			0.000	0.000	0.000		0.002	-	-				-	-				0.006					
0.600	0.000	0.000	0.000		0.931	-	-						-	-			0.000	0.000	0.000		0.001	-	-				-	-				0.006					
0.650	0.000	0.000	0.000		0.881	-	-						-	-			0.000	0.000	0.000		0.001	-	-				-	-				0.007					
0.700	0.000	0.000	0.000		0.831	-	-						-	-			0.000	0.000	0.000		0.001	-	-				-	-				0.007					
0.750	0.000	0.000	0.000		0.781	-	-						-	-			0.000	0.000	0.000		0.002	-	-				-	-				0.008					
0.800	0.000	0.000	0.000		0.731	-	-						-	-			0.000	0.000	0.000		0.001	-	-				-	-				0.008					
0.850	0.000	0.000	0.000		0.681	-	-						-	-			0.000	0.000	0.000		0.001	-	-				-	-				0.009					
0.900	0.000	0.000	0.000		0.631	-	-						-	-			0.000	0.000	0.000		0.002	-	-				-	-				0.009					
0.950	0.000	0.000	0.000		0.581	-	-	0.000	0.000	0.000		0.583	-	-			0.000	0.000	0.000		0.004	-	-	0.000	0.000	0.000	0.001	-	-				0.010				
1.000	0.000	0.000	0.000		0.531	-	-	0.000	0.000	0.000		0.533	-	-			0.000	0.000	0.000		0.001	-	-	0.000	0.000	0.000	0.002	-	-				0.010				
1.100	0.000	0.000	0.000		0.431	-	-	0.000	0.000	0.000		0.434	-	-			0.000	0.000	0.000		0.001	-	-	0.000	0.000	0.000	0.001	-	-				0.011				
1.200	0.000	0.000	0.000		0.332	-	-	0.000	0.000	0.000		0.338	-	-			0.000	0.000	0.000		0.001	-	-	0.000	0.000	0.000	0.004	-	-				0.012				
1.300	0.000	0.000	0.000		0.236	-	-	0.000	0.000	0.000		0.248	-	-			0.000	0.000	0.000		0.004	-	-	0.000	0.000	0.000	0.014	-	-				0.013				
1.400	0.000	0.000	0.000		0.149	-	-	0.000	0.000	0.000		0.170	-	-			0.000	0.000	0.000		0.018	-	-	0.000	0.000	0.000	0.036	-	-				0.014				
1.500	0.000	0.000	0.000		0.082	-	14	0.000	0.000	0.000		0.109	-	-			0.000	0.000	0.000		0.051	-	-	0.000	0.000	0.000	0.075	-	-				0.015				
1.600	0.000	0.000	0.000		0.039	-	-	0.000	0.000	0.000		0.064	-	-			0.000	0.000	0.000		0.107	-	-	0.000	0.000	0.000	0.130	-	-				0.016				
1.700	0.000	0.000	0.000		0.015	-	-	0.000	0.000	0.000		0.036	-	-			0.000	0.000	0.000		0.184	-	-	0.000	0.000	0.000	0.202	-	-				0.017				
1.800	0.000	0.000	0.000		0.005	-	-	0.000	0.000	0.000		0.018	-	-			0.000	0.000	0.000		0.274	-	-	0.000	0.000	0.000	0.285	-	-				0.018				
1.900	0.000	0.000	0.000		0.001	-	-	0.000	0.000	0.000		0.009	-	-			0.000	0.000	0.000		0.371	-	-	0.000	0.000	0.000	0.375	-	-				0.019				
2.000	0.000	0.000	0.000		0.001	-	-	0.000	0.000	0.000		0.004	-	-			0.000	0.000	0.000		0.470	-	-	0.000	0.000	0.000	0.471	-	-				0.020				
2.200	0.000	0.000	0.000		0.001	-	-	0.000	0.000	0.000		0.001	-	-			0.000	0.000	0.000		0.670	-	-	0.000	0.000	0.000	0.670	-	-				0.022				
2.400	0.000	0.000	0.000		0.001	-	-	0.000	0.000	0.000		0.002	-	-			0.000	0.000	0.000		0.870	-	-	0.000	0.000	0.000	0.870	-	-				0.024				
Totals:						0	14							0	0	0	0	0						0	0						0	0	0	0	0	0	0
Number of Trades:						0								0	0.00						0						0										

NATIONAL BANK (CR)

(Contract Size: 100 Securities, Exercise Style: American, Physical Delivery)

Call Options															Put Options																		
September 2023							October 2023							Other Months		September 2023							October 2023							Other Months			
Exerise Price	Open price	Price max	Price min	Last price	Closing price	Volume	Open Interest	Open price	Price max	Price min	Last price	Closing price	Volume	Open Interest	Volume	Open Interest	Open price	Price max	Price min	Last price	Closing price	Volume	Open Interest	Open price	Price max	Price min	Last price	Closing price	Volume	Open Interest	Volume	Open Interest	Exerise Price
2.000	0.000	0.000	0.000		4.42	-	-						-	-			0.000	0.000	0.000		0.001	-	-				-	-				0.020	
2.200	0.000	0.000	0.000		4.22	-	-						-	-			0.000	0.000	0.000		0.001	-	-				-	-				0.022	
2.400	0.000	0.000	0.000		4.02	-	-						-	-			0.000	0.000	0.000		0.001	-	-				-	-				0.024	
2.600	0.000	0.000	0.000		3.82	-	-						-	-			0.000	0.000	0.000		0.001	-	-				-	-				0.026	
2.800	0.000	0.000	0.000		3.62	-	-						-	-			0.000	0.000	0.000		0.001	-	-				-	-				0.028	
3.000	0.000	0.000	0.000		3.42	-	-						-	-			0.000	0.000	0.000		0.001	-	-				-	-				0.030	
3.200	0.000	0.000	0.000		3.22	-	-						-	-			0.000	0.000	0.000		0.001	-	-				-	-				0.032	
3.400	0.000	0.000	0.000		3.02	-	-						-	-			0.000	0.000	0.000		0.001	-	-				-	-				0.034	
3.600	0.000	0.000	0.000		2.82	-	-						-	-			0.000	0.000	0.000		0.001	-	-				-	-				0.036	
3.800	0.000	0.000	0.000		2.62	-	-						-	-			0.000	0.000	0.000		0.001	-	-				-	-				0.038	
4.000	0.000	0.000	0.000		2.42	-	-	0.000	0.000	0.000		2.43	-	-			0.000	0.000	0.000		0.001	-	-	0.000	0.000	0.000		0.001	-	-			0.040
4.400	0.000	0.000	0.000		2.02	-	-	0.000	0.000	0.000		2.04	-	-			0.000	0.000	0.000		0.001	-	-	0.000	0.000	0.000		0.003	-	-			0.044
4.800	0.000	0.000	0.000		1.62	-	-	0.000	0.000	0.000		1.65	-	-			0.000	0.000	0.000		0.002	-	-	0.000	0.000	0.000		0.012	-	-			0.048
5.200	0.000	0.000	0.000		1.23	-	-	0.000	0.000	0.000		1.28	-	-			0.000	0.000	0.000		0.002	-	-	0.000	0.000	0.000		0.041	-	-			0.052
5.600	0.000	0.000	0.000		0.840	-	-	0.000	0.000	0.000		0.939	-	-			0.000	0.000	0.000		0.015	-	-	0.000	0.000	0.000		0.103	-	-			0.056
6.000	0.000	0.000	0.000		0.498	-	-	0.000	0.000	0.000		0.658	-	-			0.000	0.000	0.000		0.072	-	270	0.000	0.000	0.000		0.221	-	-			0.060
6.400	0.000	0.000	0.000		0.243	-	4	0.000	0.000	0.000		0.432	-	-			0.000	0.000	0.000		0.217	-	-	0.000	0.000	0.000		0.394	-	-			0.064
6.800	0.000	0.000	0.000		0.096	-	-	0.000	0.000	0.000		0.271	-	-			0.000	0.000	0.000		0.470	-	-	0.000	0.000	0.000		0.633	-	-			0.068
7.200	0.000	0.000	0.000		0.030	-	-	0.000	0.000	0.000		0.161	-	-			0.000	0.000	0.000		0.805	-	-	0.000	0.000	0.000		0.923	-	-			0.072
7.600	0.000	0.000	0.000		0.008	-	-	0.000	0.000	0.000		0.090	-	-			0.000	0.000	0.000		1.18	-	-	0.000	0.000	0.000		1.25	-	-			0.076
8.000	0.000	0.000	0.000		0.002	-	-	0.000	0.000	0.000		0.048	-	-			0.000	0.000	0.000		1.58	-	-	0.000	0.000	0.000		1.61	-	-			0.080
8.400	0.000	0.000	0.000		0.001	-	-	0.000	0.000	0.000		0.024	-	-			0.000	0.000	0.000		1.98	-	-	0.000	0.000	0.000		1.99	-	-			0.084
Totals:						0	4						0	0	0	0						0	270					0	0	0	50		
Number of Trades:							0						0		0							0.00						0		0			

OPAP (CR)

(Contract Size: 100 Securities, Exercise Style: American, Physical Delivery)

Call Options															Put Options																		
September 2023								October 2023							Other Months		September 2023								October 2023							Other Months	
Exercise Price	Open price	Price max	Price min	Last price	Closing price	Volume	Open Interest	Open price	Price max	Price min	Last price	Closing price	Volume	Open Interest	Volume	Open Interest	Open price	Price max	Price min	Last price	Closing price	Volume	Open Interest	Open price	Price max	Price min	Last price	Closing price	Volume	Open Interest	Volume	Open Interest	Exercise Price
8.800	0.000	0.000	0.000		6.70	-	-						-	-			0.000	0.000	0.000		0.001	-	-				-	-				0.088	
9.200	0.000	0.000	0.000		6.30	-	-						-	-			0.000	0.000	0.000		0.001	-	-				-	-				0.092	
9.600	0.000	0.000	0.000		5.90	-	-						-	-			0.000	0.000	0.000		0.001	-	-				-	-				0.096	
10.000	0.000	0.000	0.000		5.50	-	-	0.000	0.000	0.000		5.52	-	-			0.000	0.000	0.000		0.002	-	-	0.000	0.000	0.000		0.001	-	-		0.100	
11.000	0.000	0.000	0.000		4.50	-	-	0.000	0.000	0.000		4.52	-	-			0.000	0.000	0.000		0.001	-	-	0.000	0.000	0.000		0.001	-	-		0.110	
12.000	0.000	0.000	0.000		3.50	-	-	0.000	0.000	0.000		3.53	-	-			0.000	0.000	0.000		0.001	-	-	0.000	0.000	0.000		0.003	-	-		0.120	
13.000	0.000	0.000	0.000		2.50	-	-	0.000	0.000	0.000		2.54	-	-			0.000	0.000	0.000		0.001	-	-	0.000	0.000	0.000		0.008	-	-		0.130	
14.000	0.000	0.000	0.000		1.51	-	-	0.000	0.000	0.000		1.60	-	-			0.013	0.013	0.013	0.013	0.013	10	-	0.000	0.000	0.000		0.070	-	-		0.140	
15.000	0.000	0.000	0.000		0.616	-	-	0.910	0.910	0.910	0.910	0.910	10	-			0.000	0.000	0.000		0.112	-	20	0.000	0.000	0.000		0.304	-	-		0.150	
16.000	0.226	0.238	0.226	0.238	0.238	12	-	0.000	0.000	0.000		0.343	-	64			0.000	0.000	0.000		0.619	-	-	0.000	0.000	0.000		0.812	-	-		0.160	
17.000	0.000	0.000	0.000		0.009	-	10	0.151	0.151	0.151	0.151	0.151	5	-			0.000	0.000	0.000		1.51	-	-	0.000	0.000	0.000		1.58	-	-		0.170	
18.000	0.000	0.000	0.000		0.001	-	5	0.000	0.000	0.000		0.025	-	-			0.000	0.000	0.000		2.51	-	-	0.000	0.000	0.000		2.51	-	-		0.180	
19.000	0.000	0.000	0.000		0.001	-	-	0.000	0.000	0.000		0.005	-	-			0.000	0.000	0.000		3.51	-	-	0.000	0.000	0.000		3.51	-	-		0.190	
20.000	0.000	0.000	0.000		0.001	-	-	0.000	0.000	0.000		0.001	-	-			0.000	0.000	0.000		4.51	-	-	0.000	0.000	0.000		4.51	-	-		0.200	
22.000	0.000	0.000	0.000		0.001	-	-	0.000	0.000	0.000		0.001	-	-			0.000	0.000	0.000		6.51	-	-	0.000	0.000	0.000		6.51	-	-		0.220	
24.000	0.000	0.000	0.000		0.002	-	-						-	-			0.000	0.000	0.000		8.51	-	-				-	-				0.240	
Totals:						12	15						15	64	0	0						12	20					0	5	0	0		
Number of Trades:						2							3		0						2.00						0		0				

OTE (CR)

(Contract Size: 100 Securities, Exercise Style: American, Physical Delivery)

Call Options																Put Options																				
September 2023								October 2023								Other Months		September 2023								October 2023								Other Months		
Exercise Price	Open price	Price max	Price min	Last price	Closing price	Volume	Open Interest	Open price	Price max	Price min	Last price	Closing price	Volume	Open Interest	Volume	Open Interest	Open price	Price max	Price min	Last price	Closing price	Volume	Open Interest	Open price	Price max	Price min	Last price	Closing price	Volume	Open Interest	Volume	Open Interest	Exercise Price			
9.200	0.000	0.000	0.000		4.91	-	-						-	-			0.000	0.000	0.000		0.001	-	-					-	-			0.092				
9.600	0.000	0.000	0.000		4.51	-	-	0.000	0.000	0.000		4.53	-	-			0.000	0.000	0.000		0.001	-	-	0.000	0.000	0.000		0.001	-	-			0.096			
10.000	0.000	0.000	0.000		4.11	-	-	0.000	0.000	0.000		4.13	-	-			0.000	0.000	0.000		0.001	-	-	0.000	0.000	0.000		0.001	-	-			0.100			
11.000	0.000	0.000	0.000		3.11	-	-	0.000	0.000	0.000		3.13	-	-			0.000	0.000	0.000		0.001	-	-	0.000	0.000	0.000		0.001	-	-			0.110			
12.000	0.000	0.000	0.000		2.11	-	-	0.000	0.000	0.000		2.15	-	-			0.000	0.000	0.000		0.001	-	-	0.000	0.000	0.000		0.019	-	-			0.120			
13.000	0.000	0.000	0.000		1.13	-	-	0.000	0.000	0.000		1.26	-	-			0.000	0.000	0.000		0.013	-	-	0.000	0.000	0.000		0.126	-	-			0.130			
14.000	0.000	0.000	0.000		0.337	-	-	0.000	0.000	0.000		0.599	-	-			0.000	0.000	0.000		0.224	-	-	0.000	0.000	0.000		0.460	-	-			0.140			
15.000	0.000	0.000	0.000		0.037	-	10	0.000	0.000	0.000		0.220	-	60			0.000	0.000	0.000		0.927	-	-	0.000	0.000	0.000		1.08	-	-			0.150			
16.000	0.000	0.000	0.000		0.001	-	-	0.000	0.000	0.000		0.061	-	-			0.000	0.000	0.000		1.90	-	-	0.000	0.000	0.000		1.93	-	-			0.160			
17.000	0.000	0.000	0.000		0.001	-	-	0.000	0.000	0.000		0.013	-	-			0.000	0.000	0.000		2.90	-	-	0.000	0.000	0.000		2.90	-	-			0.170			
18.000	0.000	0.000	0.000		0.001	-	-	0.000	0.000	0.000		0.002	-	-			0.000	0.000	0.000		3.90	-	-	0.000	0.000	0.000		3.90	-	-			0.180			
19.000	0.000	0.000	0.000		0.001	-	-	0.000	0.000	0.000		0.001	-	-			0.000	0.000	0.000		4.90	-	-	0.000	0.000	0.000		4.90	-	-			0.190			
20.000	0.000	0.000	0.000		0.001	-	-						-	-			0.000	0.000	0.000		5.90	-	-					-	-			0.200				
22.000	0.000	0.000	0.000		0.001	-	-						-	-			0.000	0.000	0.000		7.90	-	-					-	-			0.220				
Totals:						0	10						0	60	0	0						0	0					0	0	0	0					
Number of Trades:						0							0		0							0.00						0		0						

PIRAEUS FINANCIAL HOLD (CR)

(Contract Size: 100 Securities, Exercise Style: American, Physical Delivery)

Call Options															Put Options																					
September 2023								October 2023								Other Months		September 2023								October 2023								Other Months		
Exerise Price	Open price	Price max	Price min	Last price	Closing price	Volume	Open Interest	Open price	Price max	Price min	Last price	Closing price	Volume	Open Interest	Volume	Open Interest	Open price	Price max	Price min	Last price	Closing price	Volume	Open Interest	Open price	Price max	Price min	Last price	Closing price	Volume	Open Interest	Volume	Open Interest	Exerise Price			
0.750	0.000	0.000	0.000		2.52	-	-						-	-			0.000	0.000	0.000		0.001	-	-				-	-				0.008				
0.800	0.000	0.000	0.000		2.47	-	-						-	-			0.000	0.000	0.000		0.001	-	-				-	-				0.008				
0.850	0.000	0.000	0.000		2.42	-	-						-	-			0.000	0.000	0.000		0.001	-	-				-	-				0.009				
0.900	0.000	0.000	0.000		2.37	-	-						-	-			0.000	0.000	0.000		0.001	-	-				-	-				0.009				
0.950	0.000	0.000	0.000		2.32	-	-						-	-			0.000	0.000	0.000		0.002	-	-				-	-				0.010				
1.000	0.000	0.000	0.000		2.27	-	-						-	-			0.000	0.000	0.000		0.001	-	-				-	-				0.010				
1.100	0.000	0.000	0.000		2.17	-	-						-	-			0.000	0.000	0.000		0.002	-	-				-	-				0.011				
1.200	0.000	0.000	0.000		2.07	-	-						-	-			0.000	0.000	0.000		0.004	-	-				-	-				0.012				
1.300	0.000	0.000	0.000		1.97	-	-						-	-			0.000	0.000	0.000		0.001	-	-				-	-				0.013				
1.400	0.000	0.000	0.000		1.87	-	-						-	-			0.000	0.000	0.000		0.001	-	-				-	-				0.014				
1.500	0.000	0.000	0.000		1.77	-	-						-	-			0.000	0.000	0.000		0.001	-	-				-	-				0.015				
1.600	0.000	0.000	0.000		1.67	-	-						-	-			0.000	0.000	0.000		0.001	-	-				-	-				0.016				
1.700	0.000	0.000	0.000		1.57	-	-						-	-			0.000	0.000	0.000		0.001	-	-				-	-				0.017				
1.800	0.000	0.000	0.000		1.47	-	-						-	-			0.000	0.000	0.000		0.001	-	-				-	-				0.018				
1.900	0.000	0.000	0.000		1.37	-	-						-	-			0.000	0.000	0.000		0.001	-	-				-	-				0.019				
2.000	0.000	0.000	0.000		1.27	-	-						-	-			0.000	0.000	0.000		0.001	-	-				-	-				0.020				
2.200	0.000	0.000	0.000		1.07	-	-	0.000	0.000	0.000		1.08	-	-			0.000	0.000	0.000		0.001	-	-	0.000	0.000	0.000	0.002	-	-				0.022			
2.400	0.000	0.000	0.000		0.872	-	-	0.000	0.000	0.000		0.884	-	-			0.000	0.000	0.000		0.001	-	-	0.000	0.000	0.000	0.007	-	-				0.024			
2.600	0.000	0.000	0.000		0.673	-	-	0.000	0.000	0.000		0.700	-	-			0.000	0.000	0.000		0.001	-	-	0.000	0.000	0.000	0.022	-	-				0.026			
2.800	0.000	0.000	0.000		0.477	-	-	0.000	0.000	0.000		0.531	-	-			0.000	0.000	0.000		0.004	-	-	0.000	0.000	0.000	0.053	-	-				0.028			
3.000	0.000	0.000	0.000		0.296	-	-	0.000	0.000	0.000		0.386	-	-			0.000	0.000	0.000		0.023	-	-	0.000	0.000	0.000	0.107	-	-				0.030			
3.200	0.000	0.000	0.000		0.152	-	-	0.000	0.000	0.000		0.268	-	-			0.000	0.000	0.000		0.079	-	-	0.000	0.000	0.000	0.190	-	-				0.032			
3.400	0.000	0.000	0.000		0.064	-	4	0.000	0.000	0.000		0.178	-	4			0.000	0.000	0.000		0.190	-	-	0.000	0.000	0.000	0.299	-	-				0.034			
3.600	0.000	0.000	0.000		0.020	-	-	0.000	0.000	0.000		0.112	-	-			0.000	0.000	0.000		0.348	-	-	0.000	0.000	0.000	0.433	-	-				0.036			
3.800	0.000	0.000	0.000		0.005	-	-	0.000	0.000	0.000		0.068	-	-			0.000	0.000	0.000		0.533	-	-	0.000	0.000	0.000	0.589	-	-				0.038			
4.000	0.000	0.000	0.000		0.001	-	-	0.000	0.000	0.000		0.040	-	-			0.000	0.000	0.000		0.730	-	-	0.000	0.000	0.000	0.762	-	-				0.040			
4.400	0.000	0.000	0.000		0.001	-	-	0.000	0.000	0.000		0.012	-	-			0.000	0.000	0.000		1.13	-	-	0.000	0.000	0.000	1.14	-	-				0.044			
4.800	0.000	0.000	0.000		0.001	-	-	0.000	0.000	0.000		0.004	-	-			0.000	0.000	0.000		1.53	-	-	0.000	0.000	0.000	1.53	-	-				0.048			
5.200	0.000	0.000	0.000		0.001	-	-	0.000	0.000	0.000		0.001	-	-			0.000	0.000	0.000		1.93	-	-	0.000	0.000	0.000	1.93	-	-				0.052			
Totals:						0	4							0	4	0	0							0	0							0	0			
Number of Trades:						0								0		0								0.00								0	0			

PPC (CR)

(Contract Size: 100 Securities, Exercise Style: American, Physical Delivery)

Call Options															Put Options																			
September 2023								October 2023							Other Months		September 2023								October 2023							Other Months		
Exerise Price	Open price	Price max	Price min	Last price	Closing price	Volume	Open Interest	Open price	Price max	Price min	Last price	Closing price	Volume	Open Interest	Volume	Open Interest	Open price	Price max	Price min	Last price	Closing price	Volume	Open Interest	Open price	Price max	Price min	Last price	Closing price	Volume	Open Interest	Volume	Open Interest	Exerise Price	
3.600	0.000	0.000	0.000		6.60	-	-						-	-			0.000	0.000	0.000		0.001	-	-				-	-				0.036		
3.800	0.000	0.000	0.000		6.40	-	-						-	-			0.000	0.000	0.000		0.001	-	-				-	-				0.038		
4.000	0.000	0.000	0.000		6.20	-	-						-	-			0.000	0.000	0.000		0.001	-	-				-	-				0.040		
4.400	0.000	0.000	0.000		5.80	-	-						-	-			0.000	0.000	0.000		0.005	-	-				-	-				0.044		
4.800	0.000	0.000	0.000		5.40	-	-						-	-			0.000	0.000	0.000		0.001	-	-				-	-				0.048		
5.200	0.000	0.000	0.000		5.01	-	-						-	-			0.000	0.000	0.000		0.001	-	-				-	-				0.052		
5.600	0.000	0.000	0.000		4.61	-	-						-	-			0.000	0.000	0.000		0.001	-	-				-	-				0.056		
6.000	0.000	0.000	0.000		4.21	-	-						-	-			0.000	0.000	0.000		0.001	-	-				-	-				0.060		
6.400	0.000	0.000	0.000		3.81	-	-						-	-			0.000	0.000	0.000		0.001	-	-				-	-				0.064		
6.800	0.000	0.000	0.000		3.41	-	-						-	-			0.000	0.000	0.000		0.001	-	-				-	-				0.068		
7.200	0.000	0.000	0.000		3.01	-	-						-	-			0.000	0.000	0.000		0.001	-	-				-	-				0.072		
7.600	0.000	0.000	0.000		2.61	-	-	0.000	0.000	0.000		2.63	-	-			0.000	0.000	0.000		0.001	-	-	0.000	0.000	0.000		0.009	-	-			0.076	
8.000	0.000	0.000	0.000		2.21	-	-	0.000	0.000	0.000		2.25	-	-			0.000	0.000	0.000		0.001	-	-	0.000	0.000	0.000		0.023	-	-			0.080	
8.400	0.000	0.000	0.000		1.81	-	-	0.000	0.000	0.000		1.88	-	-			0.000	0.000	0.000		0.003	-	-	0.000	0.000	0.000		0.053	-	-			0.084	
8.800	0.000	0.000	0.000		1.42	-	-	0.000	0.000	0.000		1.53	-	-			0.000	0.000	0.000		0.014	-	-	0.000	0.000	0.000		0.106	-	-			0.088	
9.200	0.000	0.000	0.000		1.06	-	-	0.000	0.000	0.000		1.22	-	-			0.000	0.000	0.000		0.047	-	-	0.000	0.000	0.000		0.190	-	-			0.092	
9.600	0.000	0.000	0.000		0.731	-	60	0.000	0.000	0.000		0.940	-	5			0.000	0.000	0.000		0.122	-	47	0.278	0.278	0.278	0.278	0.278	11	0			0.096	
10.000	0.340	0.340	0.340	0.340	0.340	20	45	0.000	0.000	0.000		0.705	-	5			0.176	0.229	0.176	0.229	0.229	10	10	0.000	0.000	0.000		0.477	-	-			0.100	
11.000	0.090	0.090	0.090	0.090	0.090	1	12	0.323	0.323	0.323	0.323	0.323	5	7			0.000	0.000	0.000		0.890	-	-	0.000	0.000	0.000		1.07	-	-			0.110	
12.000	0.000	0.000	0.000		0.012	-	21	0.000	0.000	0.000		0.106	-	-			0.000	0.000	0.000		1.81	-	-	0.000	0.000	0.000		1.88	-	-			0.120	
13.000	0.000	0.000	0.000		0.001	-	-	0.000	0.000	0.000		0.032	-	-			0.000	0.000	0.000		2.80	-	-	0.000	0.000	0.000		2.81	-	-			0.130	
14.000	0.000	0.000	0.000		0.001	-	-	0.000	0.000	0.000		0.009	-	-			0.000	0.000	0.000		3.80	-	-	0.000	0.000	0.000		3.80	-	-			0.140	
15.000	0.000	0.000	0.000		0.001	-	-	0.000	0.000	0.000		0.002	-	-			0.000	0.000	0.000		4.80	-	-	0.000	0.000	0.000		4.80	-	-			0.150	
16.000	0.000	0.000	0.000		0.001	-	-	0.000	0.000	0.000		0.002	-	-			0.000	0.000	0.000		5.80	-	-	0.000	0.000	0.000		5.80	-	-			0.160	
Totals:						21	138						5	17	0	0							21	57					11	10	0	0		
Number of Trades:						2							1		0								2.00					1		0				

Lending Products	Underlying Title	Multilateral Transactions[1]					Bilateral Transactions[2]		Stock Borrowing through OTC (volume)[3]
		Open Interest[5]	Volume(Offered)	Average Weighted	Transactions volume	Average Weighted	Transactions Volume	Average Weighted	Transactions Volume
ADMIEBOR	ADMIE (IPTO) HOLDING S.A. (CR)	---	---	---	---	---	8,000	0.01%	690,003
AEGNBOR	AEGEAN AIRLINES (CR)	---	---	---	---	---	---	---	168,201
ALPHABOR	ALPHA SERVICES HOLD (CR)	200	---	---	---	---	---	---	59,104,431
OTOELBOR	AUTOHELLAS SA (CR)	1,050	---	---	---	---	---	---	189,472
AVAXBOR	AVAX S.A. (CR)	---	---	---	---	---	---	---	---
EEEBOR	CC HBC AG (CR)	3,539	---	---	---	---	---	---	49,268
CENERBOR	CENERGY HOLDINGS (CB)	7,790	---	---	---	---	---	---	19,812
ELLAKTORBOR	ELLAKTOR (CR)	7,181	---	---	---	---	---	---	50,575
ELHABOR	ELVALHALCOR (CR)	12,538	---	---	---	---	---	---	64,887
EUROBBOR	EUROBANK HOLDINGS (CR)	15,000	---	---	---	---	---	---	34,133,884
EYDAPBOR	EYDAP S.A. (CR)	7,845	---	---	---	---	---	---	259,800
FFGRPBOR	FOLLI FOLLIE (CR)	---	---	---	---	---	---	---	886,279
FOYRKBOR	FOURLIS (CR)	2,100	---	---	---	---	---	---	11,353
GEKTERNABOR	GEK TERNA (CR)	1,540	---	---	---	---	---	---	3,698
SARBOR	GR. SARANTIS S.A. (CR)	1,946	---	---	---	---	---	---	109,458
EXAEBOR	HELLENIC EXCHANGES-A.S.E. (CR)	4,000	---	---	---	---	---	---	178,334
ELPEBOR	HELLENIQ ENERGY (CR)	550	---	---	---	---	---	---	387,250
INTRKBOR	INTRACOM HOLDINGS (CR)	---	---	---	---	---	---	---	---
INKATBOR	INTRAKAT (CR)	---	---	---	---	---	---	---	---
BELABOR	JUMBO SA (CR)	19,078	---	---	---	---	---	---	175,332
LAMDABOR	LAMDA DEVELOPMENT SA (CR)	400	---	---	---	---	---	---	550,223
MIGBOR	MIG (CR)	1,572	---	---	---	---	---	---	40,179
MOHBOR	MOTOR OIL (CR)	19,581	---	---	---	---	---	---	712,426
MYTILBOR	MYTILINEOS (CR)	20,119	---	---	3,461	6.90%	---	---	144,624
ETEBOR	NATIONAL BANK (CR)	4,437	---	---	---	---	---	---	9,135,458
OPAPBOR	OPAP (CR)	9,600	---	---	---	---	---	---	1,570,627
HTOBOR	OTE (CR)	1,000	---	---	---	---	---	---	2,211,421
PPABOR	P.P.A. S.A. (CR)	---	---	---	---	---	---	---	83,287
TPEIRBOR	PIRAEUS FINANCIAL HOLD (CR)	22,153	---	---	---	---	---	---	1,387,352
PPCBOR	PPC (CR)	3,000	---	---	---	---	---	---	1,519,023
QUALBOR	QUALITY & RELIABILITY SA (CR)	---	---	---	---	---	---	---	---

Stock Lending Notes

[1] - Multilateral contracts Lending or Borrowing as per Methods 8-1, 8-2 and 8-3-3 (According to ATHEX BoD Resolution No.17)

[2] - Billateral Contracts Lending or Borrowing as per Methods 8-3-1 and 8-3-2 (According to ATHEX BoD Resolution No.20 )

[3] - The information concerning OTC Stock Borrowing Transactions is based on the statements of the Dematerialised Securities System (DSS) operators involved and refers to volumes that have been registered up until the previous working day.

[4] - Average Price (Volume weighted)

[5] - The Data concerning Open Interest before the start of trading session

Lending Products	Underlying Title	Multilateral Transactions[1]					Bilateral Transactions[2]		Stock Borrowing through OTC (volume)[3]
		Open Interest[5]	Volume(Offered)	Average Weighted	Transactions volume	Average Weighted	Transactions Volume	Average Weighted	Transactions Volume
QUESTBOR	QUEST HOLDINGS (CR)	300	---	---	---	---	---	---	31,564
TENERGYBOR	TERNA ENERGY (CR)	---	---	---	---	---	---	---	1,239,011
TITCBOR	TITAN CEMENT (CB)	4,673	---	---	---	---	---	---	303,815
VIOBOR	VIOHALCO SA/NV (CB)	10,714	---	---	---	---	---	---	---

Stock Lending Notes

[1] - Multilateral contracts Lending or Borrowing as per Methods 8-1, 8-2 and 8-3-3 (According to ATHEX BoD Resolution No.17)

[2] - Bilateral Contracts Lending or Borrowing as per Methods 8-3-1 and 8-3-2 (According to ATHEX BoD Resolution No.20 )

[3] - The information concerning OTC Stock Borrowing Transactions is based on the statements of the Dematerialised Securities System (DSS) operators involved and refers to volumes that have been registered up until the previous working day.

[4] - Average Price (Volume weighted)

[5] - The Data concerning Open Interest before the start of trading session

## Sectors codification for listed companies

12003 -	ETF	10101010	Computer Services
10101015	Software	10102030	Computer Hardware
15101010	Telecommunications Equipment	15102015	Telecommunications Services
20101010	Health Care Facilities	20101025	Health Care Services
20102010	Medical Equipment	20103015	Pharmaceuticals
30101010	Banks	30202000	Diversified Financial Services
30202010	Asset Managers & Custodians	30202015	Investment Services
30204000	Closed End Investments	30302010	Full Line Insurance
30302015	Insurance Brokers	30302025	Property and Casualty Insurance
35101010	Real Estate Holding and Development	35101015	Real Estate Services
35102000	Diversified REITs	35102030	Office REITs
40201040	Rental & Leasing Services: Consumer	40202010	Home Construction
40202015	Household Furnishings	40202020	Household Appliance
40203040	Electronic Entertainment	40203045	Toys
40204020	Clothing & Accessories	40301010	Entertainment
40301030	Publishing	40301035	Radio & TV Broadcasters
40401010	Diversified Retailers	40401020	Apparel Retailers
40401025	Home Improvement Retailers	40401030	Specialty Retailers
40501010	Airlines	40501015	Travel & Tourism
40501020	Casinos & Gambling	40501025	Hotels & Motels
45101015	Distillers & Vintners	45101020	Soft Drinks
45102010	Farming Fishing Ranching & Plantations	45102020	Food Products
45103010	Tobacco	45201010	Food Retailers & Wholesalers
45201020	Personal Products	50101010	Construction
50101020	Building Roof/Wallboard and Plumbing	50101030	Cement
50101035	Building Materials: Other	50202010	Electrical Components
50203000	Diversified Industrials	50203015	Plastics
50203030	Containers & Packaging	50204000	Machinery: Industrial
50204020	Machinery: Construction & Handling	50205010	Industrial Suppliers
50205020	Back Office Support HR & Consulting	50205030	Forms & Bulk Printing Services
50206015	Commercial Vehicles & Parts	50206030	Marine Transportation
50206060	Transportation Services	55101000	Diversified Materials
55101020	Textile Products	55102000	General Mining
55102010	Iron & Steel	55102015	Metal Fabricating
55102035	Aluminum	60101020	Oil Refining and Marketing
65101010	Alternative Electricity	65101015	Conventional Electricity
65102030	Water		



**ATHEX**  
*Athens Stock Exchange*

Λεωφ. Αθηνών 110 104 42 Αθήνα  
110, Athinon Ave. GR 104 42 Athens  
tel. (+30)210-33.66.800, fax (+30)210-33.66.101  
[www.athexgroup.gr](http://www.athexgroup.gr)