


23

Ημερήσιο Δελτίο
Συναλλακτικής Δραστηριότητας

Daily Official List
of Trading Activity

Monday, 4 September, 2023
Year: 144 Trading Day No: 167



ATHEXGROUP
Athens Exchange Group

Disclaimer:

Hellenic Exchanges-Athens Stock Exchange S.A endeavours to ensure that the data and other material ("Information") presented on the Daily Official List are accurate and complete, but it is not liable for any errors or omissions of data or /and for the accuracy, credibility, updating and completeness of the aforesaid information nor it has any liability arising directly or indirectly from the use of the above Information.

The Company is not liable for the accuracy of the data included in listed companies' announcements. Only the sender of such an announcement is fully and solely liable for any infringement of third party's rights from the content of such announcement. All contents of the Daily Official List are provided only for information purposes and do not constitute investment advice or solicitation to invest in securities or other products listed for trading on the Exchange.

You acknowledge and agree that the Company is the owner of any property rights related to any Information appearing on the Daily Official List including intellectual property rights copyright, trademarks, etc.

The above data are a property of the Hellenic Exchanges-Athens Exchange and are copyright protected. Users are forbidden to reproduce, modify, copy, sale, transmit or redistribute, by all reproduction means and methods, part or the whole of the above data, without reference to their source.

The commercial exploitation of these data is, also, forbidden by third parties. Hellenic Exchanges-Athens Exchange does not carry any responsibility, direct or indirect, derived from usage or accidental alteration of the above data when used by third parties.

Hellenic Exchanges – Athens Stock Exchange S.A.

110 Athinon Ave., 10442 Athens, Tel: (210) 33.66.800, Fax: (210) 32.13.938

www.athexgroup.gr

Thessalonica Stock Exchange Center (T.S.E.C)

16-18 Katouni Str., Thessalonica 546 25 Tel: (2310) 567.667, Fax: (2310) 530.545

Athex Members Guarantee Fund

14-16 Fidiou Str., Athens 106 78, Tel: (210) 33.04.682, Fax: (210) 33.04.155

Hellenic Republic Capital Market Commission

1 Kolokotroni Str. & 1 Stadiou Str., Athens 10562 Tel: (210) 33.77.100 Fax: (210) 33.77.173

Table of Contents

Section 1: Statistical Figures of Securities, Derivatives and Lending

Summary of Markets

Athex Indices

Analytic Figures for Athex Market's Boards and Categories

Trading Details by Athex Sectors and Financial Instruments (ETFs)

Top 10 best & worst performing Shares

Derivatives Summary

Section 2: Analytic Figures of Shares Transactions

Analytic Figures of Shares Transactions

Shares' Notes

Section 3: Figures of Securities Transactions

Securities Blocks Details

Shares Rights Details

Stock Borrowing

Forced Sales Details

Forced Sales Registered Shares

Exchange Traded Funds (ETFs) Characteristics

Section 5: Bonds traded in Fixed Income Assets Market

Convertible Corporate Bonds - Regulated Market

Non Convertible Corporate Bonds - Regulated Market

Government Bonds

Treasury Bills & Zero Coupon Government Bonds

Government Bonds Traded with the Open Outcry Method

State Banks Bonds

Section 6: Additional Infos

Athex & ATHEXClear Members List

List of Stocks under Market Making operations

Section 7: Derivatives Market Analytic Figures

Index Futures

Stock Futures

Index Options

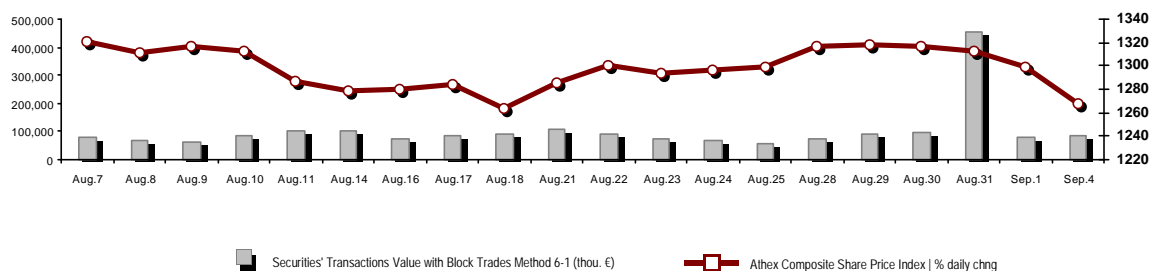
Stock Options

Stock Lending Analytic Figures

Appendix A: Sectors codification for listed companies

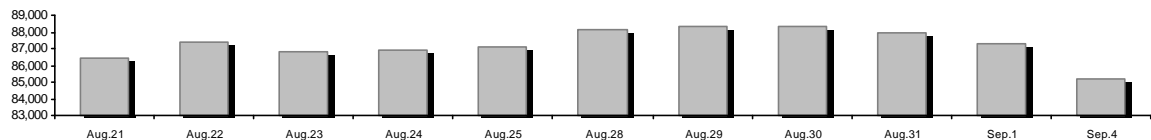
Summary of Markets

Athex Composite Share Price Index vs Shares and Derivatives Transactions Value

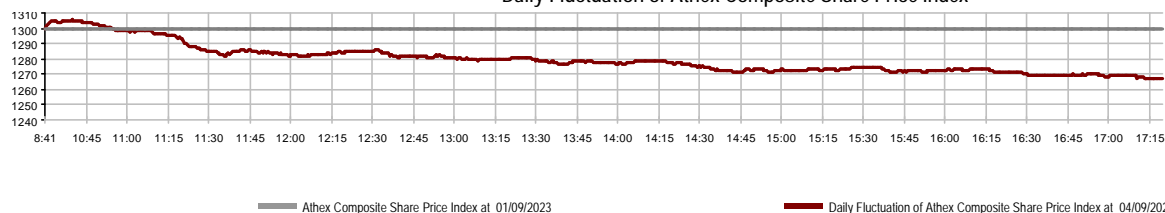


Athex Capitalisation (mill. €) **:	85,145.17		Derivatives Total Open Interest	515,449
Daily change: mill. € %	-2,108.20	-2.42%	in Index Futures % daily chng	5,889 -1.37%
Yearly Avg Capitalisation: mill. € % chng prev year Avg	78,956.26	25.21%	in Stock Futures % daily chng	506,816 -1.34%
Athex Composite Share Price Index % daily chng	1,267.33	-2.47%	in Index Options % daily chng	1,687 4.91%
Athex Composite Share Price Index Capitalisation (mill. €)	77,964.08		in Stock Options % daily chng	1,057 12.81%
Daily change (mill. €)	-2,041.67			
Securities' Transactions Value with Block Trades Method 6-1 (t)	86,131.76		Derivatives Contracts Volume:	52,744
Daily change: %	7,053.78	8.92%	Daily change: pieces %	18,101 52.25%
YtD Avg Trans. Value: thou. € % chng prev year Avg	105,760.65	46.38%	YtD Avg Derivatives Contracts % chng prev year Avg	43,279 25.99%
Blocks Transactions Value of Method 6-1 (thou. €)	3,161.20		Derivatives Trades Number:	2,673
Blocks Transactions Value of Method 6-2 & 6-3 (thou. €)	0.00		Daily change: number %	752 39.15%
Bonds Transactions Value (thou.€)	472.09		YtD Avg Trades number % chng prev year Avg	2,305 12.19%
Securities' Transactions Volume with Block Trades Method 6-1 (tho)	25,683.20		Lending Total Open Interest	148,830
Daily change: thou. pieces %	3,944.88	18.15%	Daily change: pieces %	-5,028 -3.27%
YtD Avg Volume: % chng prev year Avg	35,153.91	24.00%	Lending Volume (Multilateral/Bilateral)	85,903
Blocks Transactions Volume of Method 6-1 (thou. Pieces)	1,236.50		Daily change: pieces %	85,724
Blocks Transactions Volume of Method 6-2 & 6-3 (thou. Pieces)	0.00		Multilateral Lending	85,903
Bonds Transactions Volume	496,000		Bilateral Lending	0
Securities' Trades Number with Block Trades Method 6-1	40,865		Lending Trades Number:	23
Daily change: number %	8,798	27.44%	Daily change: %	22
YtD Avg Trades number % chng prev year Avg	36,092	22.69%	Multilateral Lending Trades Number	23
Number of Blocks Method 6-1	3		Bilateral Lending Trades Number	0
Number of Blocks Method 6-2 & 6-3	0			
Number of Bonds Transactions	131			

Athex Capitalisation (mill. €) **



Daily Fluctuation of Athex Composite Share Price Index



Athex Indices

Index name	04/09/2023	01/09/2023	pts.	%	Min	Max	Year min	Year max	Year change
Athex Composite Share Price Index	1,267.33	1,299.47	-32.14	-2.47%	1,267.33	1,305.35	929.79	1,351.68	36.30% #
Athex ESG Index	1,437.93	1,479.85	-41.92	-2.83%	1,437.93	1,487.85	1,057.52	1,541.00	35.95% #
FTSE/Athex Large Cap	3,060.34	3,152.47	-92.13	-2.92%	3,059.88	3,170.55	2,250.77	3,280.71	35.92% #
FTSE/Athex Mid Cap Index	2,105.11	2,147.97	-42.86	-2.00%	2,097.41	2,155.53	1,411.43	2,224.46	49.15% #
FTSE/ATHEX High Dividend Yield Index	3,848.32	3,946.42	-98.10	-2.49%	3,847.22	3,963.39	3,028.28	4,088.01	27.08% #
FTSE/ATHEX Global Traders Index Plus	3,907.05	4,025.27	-118.22	-2.94%	3,907.05	4,054.99	2,616.09	4,115.43	49.35% #
FTSE/ATHEX Mid & Small Cap Factor-Weighted Ind	5,668.93	5,734.06	-65.13	-1.14%	5,668.93	5,753.96	4,353.12	5,946.34	28.97% #
ATHEX Select Index Plus	4,491.10	4,587.53	-96.43	-2.10%	4,479.13	4,596.98	3,071.06	4,762.60	46.24% #
ATHEX Select Index	6,727.73	6,864.70	-136.97	-2.00%	6,718.71	6,929.69	4,343.88	7,125.71	54.88% #
FTSE/Athex Market Index	730.16	751.14	-20.98	-2.79%	730.08	755.03	539.21	780.89	35.38% #
Athex Composite Index Total Return Index	2,291.02	2,349.11	-58.09	-2.47%	2,291.02	2,359.75	1,641.17	2,440.14	39.60% #
FTSE/Athex Large Cap Total Return	5,011.93	5,162.81	-150.88	-2.92%			3,623.42	5,338.50	39.18% #
FTSE/Athex Mid Cap Total Return	2,823.82	2,881.31	-57.49	-2.00%			1,881.61	2,956.50	52.01% #
Hellenic Mid & Small Cap Index	1,914.27	1,959.39	-45.12	-2.30%	1,911.93	1,966.04	1,365.14	2,011.62	40.23% #
FTSE/Athex Banks	995.32	1,039.82	-44.50	-4.28%	995.32	1,046.22	640.09	1,117.78	55.38% #
FTSE/Athex Financial Services	1,232.89	1,284.77	-51.88	-4.04%	1,231.65	1,292.19	672.72	1,514.55	79.88% #
FTSE/Athex Industrial Goods & Services	8,196.27	8,421.24	-224.97	-2.67%	8,175.14	8,492.55	4,603.86	8,651.06	76.70% #
FTSE/Athex Retail	1,254.70	1,289.06	-34.36	-2.67%	1,252.29	1,299.79	901.21	1,375.58	39.22% #
FTSE/ATHEX Real Estate	4,380.60	4,443.40	-62.80	-1.41%	4,322.96	4,474.15	3,750.22	4,816.41	7.55% #
FTSE/Athex Consumer Goods & Services	15,088.01	15,798.86	-710.85	-4.50%	15,088.01	16,010.13	8,974.47	16,184.74	64.76% #
FTSE/Athex Food & Beverage	9,810.44	9,909.73	-99.29	-1.00%	9,800.07	9,939.60	8,101.49	11,188.59	15.88% #
FTSE/Athex Basic Resources	9,798.94	10,151.46	-352.52	-3.47%	9,798.94	10,172.45	6,463.31	10,590.89	51.00% #
FTSE/Athex Construction & Materials	4,425.04	4,558.83	-133.79	-2.93%	4,425.04	4,558.83	3,204.90	4,808.27	38.07% #
FTSE/Athex Energy	5,244.97	5,355.90	-110.93	-2.07%	5,224.37	5,427.48	4,780.16	5,856.79	4.28% #
FTSE/Athex Travel & Leisure	2,878.88	2,941.33	-62.45	-2.12%	2,878.88	2,965.26	2,196.17	3,038.64	29.84% #
FTSE/Athex Technology	3,083.75	3,109.49	-25.74	-0.83%	3,061.58	3,153.87	2,047.81	3,153.87	50.12% #
FTSE/Athex Telecommunications	3,874.63	3,920.33	-45.70	-1.17%	3,863.51	3,934.23	3,511.53	4,415.99	-4.84% #
FTSE/Athex Utilities	5,526.25	5,627.24	-100.99	-1.79%	5,513.05	5,682.27	4,598.77	6,190.27	20.17% #
FTSE/Athex Health Care	443.23	455.90	-12.67	-2.78%	441.58	456.31	387.42	504.88	5.81% #
FTSE/Athex Personal Products	7,749.29	7,717.17	32.12	0.42%	7,672.36	7,814.85	6,441.87	8,386.11	17.30% #
Athex All Share Index	297.86	305.19	-7.33	-2.40%	297.86	297.86	231.11	314.56	29.37% #
MSCI GREECE REBASED	4,853.27	5,024.47	-171.20	-3.41%	4,853.09	5,060.45	4,125.04	5,209.29	---
Hellenic Corporate Bond Index	125.35	125.45	-0.10	-0.08%			118.78	125.45	5.35% #
Hellenic Corporate Bond Price Index	88.65	88.73	-0.08	-0.09%			85.96	88.73	2.81% #

Note 1: FTSE/Med 100, Hellenic Corporate Bond Price Index and Hellenic Corporate Bond Index closing prices refer to the previous trading day of 31/08/2023.

Note 2: The Hellenic Mid & Small Cap Index is a Customized index calculated by the Athens Exchange.

Analytic Figures for Athex Market's Boards and Categories

	Total Traded Securities	Main Market	Surveillance	Exchange Traded Funds (ETFs)
Totals	120	109	10	1
Gain / Lose / Same:	13 / 93 / 14	12 / 88 / 9	1 / 4 / 5	0 / 1 / 0
Athex Capitalisation (mill. €) **	85,145.17	84,724.80	420.36	
Daily Average Trans/ons Value(thou.€)	105,760.65	105,507.34	244.46	47.73
Transactions Value	86,131.76	85,839.94	275.09	16.73
Main Board:	82,970.56	82,678.74	275.09	16.73
Blocks Board 6_2_3:	3,161.20	3,161.20	0.00	0.00
Forced Sales Board:	0.00	0.00	0.00	0.00
Special Terms Board:	0.00	0.00	0.00	0.00
Daily Average Transactions Volume	35,153,914	34,160,164	998,023	1,673
Transactions Volume	25,683,199	24,996,273	686,388	538
Main Board:	24,446,699	23,759,773	686,388	538
Blocks Board 6_2_3:	1,236,500	1,236,500	0	0
Forced Sales Board:	0	0	0	0
Special Terms Board:	0	0	0	0
Daily Average Number of Trades	36,092	35,870	219	3
Number of Trades	40,865	40,644	218	3
Main Board:	40,862	40,641	218	3
Blocks Board 6_2_3:	3	3	0	0
Forced Sales Board:	0	0	0	0
Special Terms Board:	0	0	0	0

Trading Details by Athex Sectors and Financial Instruments (ETFs)

Code	Sectors	Gain / Lose / Same	Number of Trades	Transactions Volume	Transactions Value	% of Total Trans. Value
3010	- Banks	1 / 4 / 1	16,465	19,623,983	46,097,515.58	53.52%
5510	- Basic Resources	1 / 12 / 0	1,364	372,069	1,473,401.87	1.71%
5010	- Construction & Materials	1 / 11 / 1	2,674	1,095,569	3,174,974.71	3.69%
4020	- Consumer Products & Services	2 / 4 / 2	1,556	275,223	3,559,182.35	4.13%
6010	- Energy	0 / 4 / 0	1,625	164,172	2,247,803.86	2.61%
12000	- Financial Instruments	0 / 1 / 0	3	538	16,730.04	0.02%
3020	- Financial Services	0 / 5 / 0	973	235,770	1,202,423.31	1.40%
4510	- Food Beverage & Tobacco	0 / 5 / 0	236	43,845	533,498.02	0.62%
2010	- Health Care	0 / 3 / 0	233	141,594	131,783.06	0.15%
5020	- Industrial Goods & Services	1 / 13 / 4	3,288	804,382	5,771,957.74	6.70%
3030	- Insurance	0 / 1 / 0	3	221	1,016.86	0.00%
4030	- Media	0 / 1 / 0	4	2,850	1,509.50	0.00%
4520	- Personal Care, Drug & Grocery Stores	2 / 0 / 1	124	18,782	122,203.97	0.14%
3510	- Real Estate	1 / 5 / 3	1,070	233,800	1,337,945.55	1.55%
4040	- Retail	1 / 4 / 0	410	73,594	289,348.85	0.34%
1010	- Technology	2 / 9 / 0	1,849	520,823	1,849,221.64	2.15%
1510	- Telecommunications	0 / 2 / 0	1,620	242,734	3,363,955.12	3.91%
4050	- Travel & Leisure	0 / 5 / 2	3,116	759,683	5,538,542.65	6.43%
6510	- Utilities	1 / 4 / 0	4,252	1,073,567	9,418,744.48	10.94%

Top 10 best & worst performing Shares

Main Market

With positive Price change	Closing price	change	With negative Price change	Closing price	change
EUROCONSULTANTS S.A. (CR)	1.105	4.74% #	INTERTECH SA (CR)	1.46	-5.81% €
INTRACOM HOLDINGS (CR)	2.285	2.01% #	KLOUKINAS - LAPPAS SA (CR)	1.16	-5.69% €
TERNA ENERGY (CR)	16.63	0.79% #	ALUMIL (CR)	3.49	-5.68% €
PROFILE SA (CR)	4.73	0.43% #	CNL CAPITAL (CR)	6.7	-5.63% €
GR. SARANTIS S.A. (CR)	7.78	0.39% #	EVROFARMA SA (CR)	0.965	-5.39% €
AUTOHELLAS SA (CR)	13.56	0.30% #	CPI SA (CR)	0.672	-5.35% €
			JUMBO SA (CR)	27.02	-4.93% €
			NATIONAL BANK (CR)	5.8	-4.92% €
			BIOKARPET S.A.(CR)	2.94	-4.85% €
			EUROBANK HOLDINGS (CR)	1.51	-4.85% €
With the highest Transactions Value	Value (thou. €)	change	With the highest Transactions Volume	Volume	change
PIRAEUS FINANCIAL HOLD (CR)	16,653.05	-2.24% €	ALPHA SERVICES HOLD (CR)	7,297,538	-4.28% €
NATIONAL BANK (CR)	10,945.50	-4.92% €	PIRAEUS FINANCIAL HOLD (CR)	5,439,387	-2.24% €
ALPHA SERVICES HOLD (CR)	10,701.28	-4.28% €	EUROBANK HOLDINGS (CR)	5,022,078	-4.85% €
EUROBANK HOLDINGS (CR)	7,696.41	-4.85% €	NATIONAL BANK (CR)	1,858,880	-4.92% €
TERNA ENERGY (CR)	4,318.09	0.79% #	PPC (CR)	417,281	-2.82% €
PPC (CR)	4,137.98	-2.82% €	INTRAKAT (CR)	403,529	-1.90% €
MYTILINEOS (CR)	3,744.15	-2.96% €	ADMIE (IPTO) HOLDING S.A. (CR)	369,582	-3.74% €
OPAP (CR)	3,661.35	-1.76% €	TERNA ENERGY (CR)	262,389	0.79% #
OTE (CR)	3,342.50	-1.14% €	INTRACOM HOLDINGS (CR)	258,137	2.01% #
JUMBO SA (CR)	3,162.39	-4.93% €	OTE (CR)	240,166	-1.14% €

Note: Stocks that are not included in the "Under Supervision" category, and the transactions value is more than 10,000 €.

Derivatives Summary

	Number of Trades	Volume	Open Interest
Index Futures	347	1,434	5,889
FTSE/Athex Banks	2	15	2,037
FTSE/Athex Large Cap	345	1,419	3,649
MSCI GREECE REBASED	0	0	203
Stock Futures	2,291	51,096	506,816
ADMIE (IPTO) HOLDING S.A. (CR)	66	1,041	18,570
AEGEAN AIRLINES (CR)	111	439	7,528
ALPHA SERVICES HOLD (CR)	488	30,689	211,671
AUTOHELLAS SA (CR)	2	2	138
AVAX S.A. (CR)	32	87	1,884
CC HBC AG (CR)	2	11	630
CENERGY HOLDINGS (CB)	21	125	5,998
ELLAKTOR (CR)	17	35	824
ELVALHALCOR (CR)	18	151	2,477
EUROBANK HOLDINGS (CR)	115	4,831	44,796
EYDAP S.A. (CR)	3	3	1,870
FOURLIS (CR)	5	11	745
GEK TERNA (CR)	24	133	7,076
HELLENIC EXCHANGES-A.S.E. (CR)	72	487	8,452
HELLENIQ ENERGY (CR)	17	107	1,527
INTRACOM HOLDINGS (CR)	58	291	5,830
INTRAKAT (CR)	60	287	6,766
JUMBO SA (CR)	5	15	262
LAMDA DEVELOPMENT SA (CR)	41	209	5,479
MIG (CR)	1	2	69
MOTOR OIL (CR)	23	79	1,778
MYTILINEOS (CR)	81	293	4,153
NATIONAL BANK (CR)	280	2,564	19,032
OPAP (CR)	27	119	3,389
OTE (CR)	57	246	11,676
P.P.A. S.A. (CR)	0	0	294
PIRAEUS FINANCIAL HOLD (CR)	327	6,979	81,051
PPC (CR)	157	1,064	30,145
QUEST HOLDINGS (CR)	7	27	211
TERNA ENERGY (CR)	82	374	16,528
TITAN CEMENT (CB)	10	17	705
VIOHALCO SA/NV (CB)	82	378	5,262
Index Options	31	194	1,687
FTSE/Athex Large Cap	31	194	1,687
Stock Options	4	20	1,057
ALPHA SERVICES HOLD (CR)	0	0	14
NATIONAL BANK (CR)	0	0	324
OPAP (CR)	0	0	141
OTE (CR)	2	10	75
PIRAEUS FINANCIAL HOLD (CR)	0	0	8
PPC (CR)	2	10	495
Total Derivatives Traded	2,673	52,744	515,449

Shares' Notes

Code	Note text
()	- Adjusted dividends.
*	- Last adjusted closing price.
[1]	- Net dividends.
[2]	- The "Date of Last Coupon" for New listings refers to the date company's stocks started to trade in Athex
[3]	- The Company Market Value is referred to the number of outstanding shares
[4]	- Sectors codification can be found in Appendix A
[5]	- The Market Value refers to the total number of shares listed (including their several classes) in the exchange by the company.
[6]	- P/E greater than 100
[7]	- Last view of the Order Book before the end of the trading session
[8]	- All Blocks Methods' Transactions Value are included.
4750	- Transfer to the Under Surveillance Category from 8/4/2011.
4955	- Transfer to the Surveillance Category as from 5/4/2013.
4957	- Transfer to the Surveillance Category as from 5/4/2013.
4958	- Transfer to the Surveillance Category as from 5/4/2013.
4959	- Transfer to the Surveillance Category as from 5/4/2013.
5093	- Transfer to the Surveillance Category as of 8/4/2015.
5141	- Transfer to the Surveillance Category as of 10/05/2017.
5160	- Transfer to the Surveillance Category as of 15/04/2016.
5165	- Transfer to the Surveillance Category as of 15/02/2018.
5179	- Suspension of trading as of 25/05/2018.
5193	- Transfer to the Surveillance Category as of 25/10/2018.
5197	- Transfer to the Surveillance Category as of 07/11/2018.
5216	- Suspension of trading as of 01/10/2019.
5232	- Transfer to the Under Surveillance Category from 08/04/2011.
5233	- Suspension of trading as of 13/05/2020.
5248	- Transfer to the Surveillance Category as of 06/09/20116.
5253	- Transfer to the Surveillance Category as of 14/5/2021.
5275	- Transfer to the Surveillance Category as of 09/07/2020.
5277	- Suspension of trading as of 02/05/2023.
5278	- Suspension of trading as of 03/05/2023.

Securities Blocks Details

Securities	Block Volume	Price	Block Trade Value	Time of approval	Note
EUROBANK HOLDINGS (CR)	1,000,000	1.55	1,545,000.00	13:07:53	20
PIRAEUS FINANCIAL HOLD (CR)	200,000	3.04	608,800.00	13:17:04	20
JUMBO SA (CR)	36,500	27.60	1,007,400.00	17:12:14	20

Blocks Notes

9 - Method 6-1 / Special Fees

10 - Method 6-1 / Special Fees, SDS

14 - Method 6-3 / Settlement, Incomplete Buy and Sell

18 - Method 6-2 / SPOT 1

19 - Method 6-2 / SPOT 2

20 - Method 6-1 and Method 6-1 Same Day Settlement

21 - Other Pre-agreed

Shares Rights Details

Occured date	Exercise from	Exercise until	Trading until	Rights	Price min	Price max	Closing price	Last Bid	Last Ask	Volume	Trades	Transactions Value
--------------	---------------	----------------	---------------	---------------	-----------	-----------	---------------	----------	----------	--------	--------	--------------------

No Rights Transactions.

Forced Sales Details

Securities	Category of Security	Transactions Volume	Number of Trades	Transactions Value	Note
------------	----------------------	------------------------	---------------------	-----------------------	------

No Forced Transactions.

Forced Sales Notes

- 1 - Compulsory Public Forced Sales
- 2 - Forced Sales of Fixed Registered Shares
- 3 - Forced Sales of Remaining Fractional Shares

Exchange Traded Funds (ETFs) Characteristics

	Transactions Date (T)	Creation / Redemption	Units (T-1)	New Units (T-1)	Redemption Units (T-1)	Units (T) [1]	Fund Assets [2]	Net Unit Price	Dividend per Unit	Dividend Date
ALPHA ETF FTSE Athex Large Cap	04/09/2023	5,000	924,675	---	---	924,675	29,219,600.00	31.5999	0.62	03/07/2023

ETFs Notes

[1] - Units (T) = Units (T-1) + New Units (T-1) - Redemption Units (T-1)

[2] - The Creation / Redemption Units of T-1 are included.

Non Convertible Corporate Bonds - Regulated Market

Num Listed Bonds	Nominal price	Issue price	Today's Rate	Exp. Date	Duration (years)	Note	Coupon		Trading Unit	Corporate Bonds	Accrued Int.	Yield.T.Mat	Price min	Price max	Closing price	Previous closing price/date	Volume	Transactions Value	Last order		Date	ear min	Year max	
							Common	Preferred											Price	Buy / Sell				
100,000	1,000.00	1,000.00	2.95	11/02/2027	5	---	4	---	1	SAFE BULKERS PARTICIPATIONS PLC (Non Convertible)	2.1306	5.0920	92.7210	93.2000	92.9495	94.5500	01/09/2023	75,000	69,871.94	93.0000	B	34/09/2023	89.9269	97.9500
320,000	1,000.00	1,000.00	3.40	21/07/2027	7	---	7	---	1	LAMDA DEVELOPMENT S.A. (Non Convertible)	4.4389	5.0680	92.2000	92.7398	92.7398	92.2630	01/09/2023	14,000	12,975.54	92.3100	B	34/09/2023	91.4001	95.5000
200,000	1,000.00	1,000.00	2.10	27/10/2027	7	---	6	---	1	O.P.A.P. S.A. (Non Convertible)	7.7000	3.7440	93.1998	93.1998	93.1998	93.2000	01/09/2023	1,000	939.70	92.0500	B	34/09/2023	91.3710	95.4000
200,000	1,000.00	1,000.00	1.90	23/03/2028	7	---	5	---	1	MOTOR OIL CORINTH REFINERIES SA (Non Convertible)	8.8139	3.9300	91.3300	91.8000	91.3433	91.7130	01/09/2023	4,000	3,693.56	91.3300	B	34/09/2023	87.5500	92.6000
100,000	1,000.00	1,000.00	2.70	25/05/2026	5	---	5	---	1	COSTAMARE PARTICIPATIONS PLC (Non Convertible)	7.8000	4.4560	95.0000	95.0000	95.0000	94.8500	01/09/2023	33,000	31,607.40	94.0000	B	34/09/2023	92.1400	97.0000
300,000	1,000.00	1,000.00	2.30	20/07/2028	7	---	5	---	1	PRODEA REIC S.A.(Non Convertible)	3.0667	5.5130	86.4001	87.1000	86.4501	86.5870	01/09/2023	7,000	6,093.47	86.4001	B	34/09/2023	82.0100	89.1000
150,000	1,000.00	1,000.00	2.65	22/10/2026	5	---	4	---	1	CPLP SHIPPING HOLDINGS PLC (Non Convertible)	9.9375	4.8770	93.2000	93.2000	93.2000	93.5630	01/09/2023	1,000	941.94	93.2010	B	34/09/2023	92.5500	96.0000
250,000	1,000.00	1,000.00	2.45	16/11/2028	7	---	4	---	1	ELVALHALCOR S.A. (Non Convertible)	7.6903	4.5740	89.7500	90.6360	90.1000	89.5170	01/09/2023	28,000	25,394.69	89.5500	B	34/09/2023	85.6375	92.0000
500,000	1,000.00	1,000.00	2.75	03/07/2027	7	---	7	---	1	GEK TERNA S.A. (Non Convertible)	4.9653	4.6790	92.0400	92.4999	92.3000	92.2800	01/09/2023	91,000	84,457.99	92.1000	B	34/09/2023	86.8000	94.4535
300,000	1,000.00	1,000.00	2.30	14/12/2028	7	---	4	---	1	GEK TERNA S.A. (Non Convertible)	5.3667	4.7560	88.7000	88.7000	88.7000	88.4000	01/09/2023	1,000	892.37	88.0000	B	34/09/2023	82.1339	90.3500
120,000	1,000.00	1,000.00	3.95	04/04/2025	7	---	11	---	1	GEK TERNA S.A. (Non Convertible)	17.0069	3.7880	99.0000	99.0000	99.0000	99.2100	31/08/2023	7,000	7,049.05	97.9500	B	34/09/2023	97.5523	100.5000
230,000	1,000.00	1,000.00	4.70	12/07/2029	7	---	3	---	1	LAMDA DEVELOPMENT S.A. (Non convertible)	7.3111	4.5270	99.2000	99.6980	99.6525	99.5540	01/09/2023	11,000	11,042.20	99.0001	B	34/09/2023	94.9889	101.0000
100,000	1,000.00	1,000.00	4.40	26/07/2029	7	---	3	---	1	CPLP SHIPPING HOLDINGS PLC (Non Convertible)	5.1333	4.4020	---	---	---	98.9620	01/09/2023	---	---	99.0000	B	34/09/2023	97.2369	100.8000
200,000	1,000.00	1,000.00	3.60	12/03/2026	7	---	9	---	1	AEGEAN AIRLINES S.A. (Non Convertible)	17.7000	4.1310	97.2100	97.2100	97.2100	98.7980	31/08/2023	6,000	5,938.80	97.3112	B	34/09/2023	95.6301	98.9000
150,000	1,000.00	1,000.00	2.60	22/10/2026	7	---	8	---	1	TERNA ENERGY FINANCE S.A. (Non Convertible)	9.7500	4.2440	94.0000	94.3000	94.1851	94.0000	01/09/2023	34,000	32,354.45	93.0500	B	34/09/2023	92.5000	95.7400
100,000	1,000.00	1,000.00	2.80	25/01/2027	5	---	4	---	1	PREMIA S.A. (Non Convertible)	3.3444	5.2500	92.1100	92.1601	92.1600	94.4700	28/08/2023	20,000	18,491.89	92.1600	B	34/09/2023	87.6862	95.9899
175,000	1,000.00	1,000.00	3.40	26/07/2024	5	---	9	---	1	ATTICA HOLDINGS S.A. (Non Convertible)	3.9667	4.0810	98.0000	99.0000	98.9000	98.3230	01/09/2023	95,000	94,242.23	98.2500	B	34/09/2023	96.6179	99.4500
500,000	1,000.00	1,000.00	4.00	10/07/2030	7	---	1	---	1	MYTILINEOS S.A. (Non Convertible)	6.4444	3.9980	99.8000	99.9599	99.8776	99.9400	01/09/2023	43,000	43,224.48	99.8100	B	34/09/2023	99.7100	100.0700

Corporate Bonds Notes

Transactions Volume = (Pieces) * (Nominal Price). Transactions Value = (Pieces) * (Nominal Price) * (price %) + (Accrued interest).

The price of a Bond is stated as a percentage (%) of Bond's Nominal Price.

Nominal Price in Euros (€), except if it is noted differently.

Non Convertible Corporate Bonds - Regulated Market

Num Listed Bonds	Nominal price	Issue price	Today's Rate	Exp. Date	Duration (years)	Note	Coupon		Trading Unit	Corporate Bonds	Accrued Int.	Yield.T.Mat	Price min	Price max	Closing price	Previous closing price/date	Volume	Transactions Value	Last order			ear min	Year max	
							Common	Preferred											Price	Buy / Sell	Date			
120,000	1,000.00	1,000.00	2.65	06/12/2028	7	---	4	---	1	NOVAL PROPERTY REIC (Non Convertible)	6.7722	4.5450	90.2600	90.9500	90.9500	90.7500	01/09/2023	25,000	22,875.91	90.2600	B	04/09/2023	84.3700	91.9500

Corporate Bonds Notes

Transactions Volume = (Pieces) * (Nominal Price). Transactions Value = (Pieces) * (Nominal Price) * (price %) + (Accrued interest).

The price of a Bond is stated as a percentage (%) of Bond's Nominal Price.

Nominal Price in Euros (€), except if it is noted differently.

Government Bonds

Number Listed Bonds	Nominal price	Today's Rate	Accrued Interest Calc	Exp. Date [1]	Duration (years)	Note	Coupons Date	Curr. coupon value	Trading Unit	Government Bonds	Price min	Price max	Closing price	Previous closing price/date	Volume	Transactions Value	Price	Last order Buy / Sell	Date
4,500,000	1,000.00	1.88	Actual/Actual	04/02/2035	15	---	04/02	1.88	1	GGB-FXD-040235-15Y-1.875-1.000	---	---	---	---	---	---	---	---	---
1,805,793	1,000.00	3.45	Actual/Actual	02/04/2024	5	---	02/04	3.45	1	GGB-FXD-020424-05Y-3.450-1.000	---	---	---	---	---	---	---	---	---
6,000,000	1,000.00	0.75	Actual/Actual	18/06/2031	10	---	18/06	0.75	1	GGB-FXD-180631-10Y-0.750-1.000	---	---	---	---	---	---	---	---	---
2,750,000	1,000.00	3.88	Actual/Actual	15/06/2028	5	---	15/06	3.88	1	GGB-FXD-150628-05Y-3.875-1.000	---	---	---	---	---	---	---	---	---
5,962,747,327	1.00	3.75	Actual/Actual	30/01/2028	10	---	/02 - 01/02 - 31/	3.75	1	GGB-FXD-300128-10Y-3.750-1.000	---	---	---	85.4610 13/07/2018	---	---	1.0000	B	28/11/2018
7,067,309,386	1.00	3.90	Actual/Actual	30/01/2033	15	---	/02 - 01/02 - 31/	3.90	1	GGB-FXD-300133-15Y-3.900-1.000	---	---	---	78.6730 13/07/2018	---	---	1.0000	B	28/11/2018
5,622,848,349	1.00	4.00	Actual/Actual	30/01/2037	19	---	/02 - 01/02 - 31/	4.00	1	GGB-FXD-300137-19Y-4.000-1.000	---	---	---	77.0370 13/07/2018	---	---	1.0000	B	28/11/2018
5,476,770,669	1.00	4.20	Actual/Actual	30/01/2042	24	---	/02 - 01/02 - 31/	4.20	1	GGB-FXD-300142-24Y-4.200-1.000	---	---	---	77.7640 13/07/2018	---	---	1.0000	B	28/11/2018
48,794,718	1.00	4.30	Actual/Actual	24/02/2024	12	---	24/02	4.30	1	GGB-FXD-240224-12Y-2.000-1.000	---	---	---	10.0000 22/06/2015	---	---	---	---	---
40,248,141	1.00	4.30	Actual/Actual	24/02/2025	13	---	24/02	4.30	1	GGB-FXD-240225-13Y-2.000-1.000	---	---	---	10.0000 22/06/2015	---	---	---	---	---
59,586,043	1.00	4.30	Actual/Actual	24/02/2026	14	---	24/02	4.30	1	GGB-FXD-240226-14Y-2.000-1.000	---	---	---	10.0000 22/06/2015	---	---	---	---	---
41,118,344	1.00	4.30	Actual/Actual	24/02/2027	15	---	24/02	4.30	1	GGB-FXD-240227-15Y-2.000-1.000	---	---	---	10.0000 22/06/2015	---	---	---	---	---
45,137,734	1.00	4.30	Actual/Actual	24/02/2028	16	---	24/02	4.30	1	GGB-FXD-240228-16Y-2.000-1.000	---	---	---	10.0000 22/06/2015	---	---	---	---	---
61,768,888	1.00	4.30	Actual/Actual	24/02/2029	17	---	24/02	4.30	1	GGB-FXD-240229-17Y-2.000-1.000	---	---	---	10.0000 22/06/2015	---	---	---	---	---
54,567,744	1.00	4.30	Actual/Actual	24/02/2030	18	---	24/02	4.30	1	GGB-FXD-240230-18Y-2.000-1.000	---	---	---	10.0000 22/06/2015	---	---	---	---	---
37,541,515	1.00	4.30	Actual/Actual	24/02/2031	19	---	24/02	4.30	1	GGB-FXD-240231-19Y-2.000-1.000	---	---	---	10.0000 22/06/2015	---	---	---	---	---
37,558,317	1.00	4.30	Actual/Actual	24/02/2032	20	---	24/02	4.30	1	GGB-FXD-240232-20Y-2.000-1.000	---	---	---	10.0000 22/06/2015	---	---	---	---	---
37,473,732	1.00	4.30	Actual/Actual	24/02/2033	21	---	24/02	4.30	1	GGB-FXD-240233-21Y-2.000-1.000	---	---	---	10.0000 22/06/2015	---	---	---	---	---
33,888,293	1.00	4.30	Actual/Actual	24/02/2034	22	---	24/02	4.30	1	GGB-FXD-240234-22Y-2.000-1.000	---	---	---	10.0000 22/06/2015	---	---	---	---	---
35,177,800	1.00	4.30	Actual/Actual	24/02/2035	23	---	24/02	4.30	1	GGB-FXD-240235-23Y-2.000-1.000	---	---	---	10.0000 22/06/2015	---	---	---	---	---
35,547,268	1.00	4.30	Actual/Actual	24/02/2036	24	---	24/02	4.30	1	GGB-FXD-240236-24Y-2.000-1.000	---	---	---	10.0000 22/06/2015	---	---	---	---	---
40,246,306	1.00	4.30	Actual/Actual	24/02/2037	25	---	24/02	4.30	1	GGB-FXD-240237-25Y-2.000-1.000	---	---	---	10.0000 22/06/2015	---	---	---	---	---
37,643,952	1.00	4.30	Actual/Actual	24/02/2038	26	---	24/02	4.30	1	GGB-FXD-240238-26Y-2.000-1.000	---	---	---	10.0000 22/06/2015	---	---	---	---	---
36,977,100	1.00	4.30	Actual/Actual	24/02/2039	27	---	24/02	4.30	1	GGB-FXD-240239-27Y-2.000-1.000	---	---	---	10.0000 22/06/2015	---	---	---	---	---
41,615,000	1.00	4.30	Actual/Actual	24/02/2040	28	---	24/02	4.30	1	GGB-FXD-240240-28Y-2.000-1.000	---	---	---	10.0000 22/06/2015	---	---	---	---	---
42,227,208	1.00	4.30	Actual/Actual	24/02/2041	29	---	24/02	4.30	1	GGB-FXD-240241-29Y-2.000-1.000	---	---	---	10.0000 22/06/2015	---	---	---	---	---
68,288,487	1.00	4.30	Actual/Actual	24/02/2042	30	---	24/02	4.30	1	GGB-FXD-240242-30Y-2.000-1.000	---	---	---	10.0000 22/06/2015	---	---	---	---	---
4,000,000	1,000.00	3.88	Actual/Actual	12/03/2029	10	---	12/03	3.88	1	GGB-FXD-120329-10Y-3.875-1.000	---	---	---	---	---	---	100.0000	B	15/10/2019
4,500,000	1,000.00	0.00	Actual/Actual	12/02/2026	5	---	12/02	0.00	1	GGB-FXD-120226-05Y-0.000-1.000	---	---	---	---	---	---	---	---	---
2,209,163	1,000.00	3.38	Actual/Actual	15/02/2025	7	---	15/02	3.38	1	GGB-FXD-150225-07Y-3.375-1.000	---	---	---	---	---	---	---	---	---
964,000	1,000.00	3.25	Actual/Actual	20/03/2025	6	---	20/03	3.25	1	GGB-FXD-200325-06Y-3.250-1.000	---	---	---	---	---	---	---	---	---
2,100,000	1,000.00	3.55	Actual/Actual	20/03/2026	7	---	20/03	3.55	1	GGB-FXD-200326-07Y-3.550-1.000	---	---	---	---	---	---	---	---	---
40,000	1,000.00	2.18	FLR Actual/360	16/09/2023	1	---	16/03 - 16/09	---	1	GGB-FLT-160923-01Y-2.178-1.000	---	---	---	---	---	---	---	---	---
5,500,000	1,000.00	1.50	Actual/Actual	18/06/2030	10	---	18/06	1.50	1	GGB-FXD-180630-10Y-1.500-1.000	---	---	---	---	---	---	---	---	---

Government Bonds Notes

Transactions Volume = (Pieces) * (Nominal Price). Transactions Value = (Pieces) * (Nominal Price) * (price %) + (Accrued interest).

The Value of current coupon for the issues with NV 0.01 euro refers to NV 100 euros

FLR: Floating Interest Rate.

[1] - The Expiration Date of the interest bearing period and the Date for coupon payment.

Government Bonds

Number Listed Bonds	Nominal price	Today's Rate	Accrued Interest Calc	Exp. Date [1]	Duration (years)	Note	Coupons Date	Curr. coupon value	Trading Unit	Government Bonds	Price min	Price max	Closing price	Previous closing price/date	Volume	Transactions Value	Price	Last order Buy / Sell	Date
3,500,000	1,000.00	4.38	Actual/Actual	18/07/2038	15	---	18/07	4.38	1	GGB-FXD-180738-15Y-4.375-1.000	---	---	---	---	---	---	---	---	---
5,364,250	1,000.00	3.25	Actual/Actual	20/03/2050	30	---	20/03	3.25	1	GGB-FXD-200350-30Y-3.250-1.000	---	---	---	---	---	---	---	---	---
3,924,361	1,000.00	2.00	Actual/Actual	22/04/2027	7	---	22/04	2.00	1	GGB-FXD-220427-07Y-2.000-1.000	---	---	---	---	---	---	99.9000	B	22/04/2020
2,500,000	1,000.00	1.88	Actual/Actual	23/07/2026	7	---	23/07	1.88	1	GGB-FXD-230726-07Y-1.875-1.000	---	---	---	---	---	---	---	---	---
4,050,000	1,000.00	4.25	Actual/Actual	15/06/2033	10	---	15/06	4.25	1	GGB-FXD-150633-10Y-4.250-1.000	---	---	---	---	---	---	---	---	---
3,500,000	1,000.00	1.88	Actual/Actual	24/01/2052	30	---	24/01	1.88	1	GGB-FXD-240152-30Y-1.875-1.000	---	---	---	---	---	---	---	---	---
3,700,000	1,000.00	1.75	Actual/Actual	18/06/2032	10	---	18/06	1.75	1	GGB-FXD-180632-10Y-1.750-1.000	---	---	---	---	---	---	---	---	---
2,200,000	1,000.00	1.13	FLR Actual/360	15/12/2027	5	---	- 15/12 - 15/03 -	---	1	GGB-FLT-151227-05Y-1.130-1.000	---	---	---	---	---	---	102.1600	B	30/12/2022

Government Bonds Notes

Transactions Volume = (Pieces) * (Nominal Price). Transactions Value = (Pieces) * (Nominal Price) * (price %) + (Accrued interest).

The Value of current coupon for the issues with NV 0.01 euro refers to NV 100 euros

FLR: Floating Interest Rate.

[1] - The Expiration Date of the interest bearing period and the Date for coupon payment.

Treasury Bills & Zero Coupon Government Bonds

Issue Date	13-Week Maturity									26-Week Maturity									52-Week Maturity								
	Exp. Date	Initial Rate	Num Listed Bonds	Nominal price	Issue price	Last Trade Price	Last Trade Date	Volume Traded	Note	Exp. Date	Initial Rate	Num Listed Bonds	Nominal price	Issue price	Last Trade Price	Last Trade Date	Volume Traded	Note	Exp. Date	Initial Rate	Num Listed Bonds	Nominal price	Issue price	Last Trade Price	Last Trade Date	Volume Traded	Note
09/09/2022	---	---	---	---	---	---	---	---	---	---	---	---	---	---	---	---	---	---	08/09/2023	1.97	1,000,000	1,000.00	980.47	---	---	---	---
09/12/2022	---	---	---	---	---	---	---	---	---	---	---	---	---	---	---	---	---	---	08/12/2023	2.73	600,000	1,000.00	973.10	---	---	---	---
10/03/2023	---	---	---	---	---	---	---	---	---	---	---	---	---	---	---	---	---	---	08/03/2024	3.75	1,000,000	1,000.00	963.46	---	---	---	---
09/06/2023	---	---	---	---	---	---	---	---	---	---	---	---	---	---	---	---	---	---	07/06/2024	3.84	1,600,000	1,000.00	962.60	---	---	---	---

Bonds in Circulation	Currency / Min nominal traded Value	Coupons Payment Date	Current Coupon Value	Note	Coupon	Trading Unit	Issue Date	Duration (years)	Today's Interest	A.I.C in days	Bonds	Last price of previous days		Last Outcry in Cash (euro)		Trades in Pieces	Life min	Life Max	
												Price	Buy / Sell	Price	Buy / Sell				
Corporate Bonds in Foreign Currency and Euro																			
103,746	GBP / 10	01/12	0.25	---	64	1	01/12/1930	98	2.5	360	National Mortgage Bank	2.27	05/02/1996	2.27	S	05/02/1996	---	2.27	2.27
0	GBP / 10	01/12	0.25	---	66	1	01/12/1928	100	2.5	360	National Mortgage Bank	---	---	---	---	---	---	---	---

Government Bonds Notes

A.I.C: Accrued Interest Calculation base.

FLR: Floating Interest Rate.

The minimum tradeable Nominal Value for all Demeterialised Government Titles is 100 Euros.

(μφρ-0)

Athex & ATHEXClear Members List

Member Name	Stock Market			Derivatives Market		ATHEXClear Member				
	Address	Phone	Fax	Market Member	Remote Member	Market Maker	Proprietary	Market Maker	General Clearing	Direct Clearing
A. SARRIS SECURITIES S.A.				a						
6, ΔΡΑΓΑΤΣΑΝΙΟΥ 6 ΑΘΗΝΑ	2103367700									
AEONIC SECURITIES C.I.F. P.L.C.				a						
, ΛΑΪΟΥ 6, ΓΡ. 301B, ANNA COURT	35725337600									
ALPHA BANK S.A.									a	
, ΣΤΑΔΙΟΥ 40 ΑΘΗΝΑ	2103260000									
ALPHA FINANCE INVESTMENT SERVICES SINGLE MEMBER SA				a		a	a	a		a
5, ΠΑΝΕΠΙΣΤΗΜΙΟΥ 45 ΑΘΗΝΑ	2103677400									
ARGUS STOCKBROKERS LTD				a	a		a			
25, 25 ΛΕΩΦΟΡΟΣ ΔΗΜΟΣΘΕΝΗ ΣΕΒΕΡΗ	0035722717000									
ATLANTIC SECURITIES LTD				a	a					
37, ΠΡΟΔΡΟΜΟΥ 37	0035722445400									
AXON SECURITIES S.A.				a			a			
48, ΣΤΑΔΙΟΥ 48 ΑΘΗΝΑ	2103363800									
BETA SECURITIES S.A.				a		a	a			a
29, Λ. ΑΛΕΞΑΝΔΡΑΣ 29 ΑΘΗΝΑ	2106478930									
BNP PARIBAS S.A.									a	
, ΛΑΜΨΑΚΟΥ 2 ΑΘΗΝΑ	2107468525									
BOFA SECURITIES EUROPE SA				a	a					
, 112 AVENUE KL'BER 75116	+33 153655555									
CAPITAL SECURITIES S.A.				a			a			
58, ΜΗΤΡΟΠΟΛΕΩΣ 58 ΑΘΗΝΑ	2103369700									
CITIGROUP GLOBAL MARKETS EUROPE AG				a	a					
16, REUTERWEG 16	+49 691366-0									
CITIGROUP GLOBAL MARKETS LIMITED				a						
1, 33 CANADA SQUARE -CANARY WHARF	+44 02079864000									
CREDIT SUISSE BANK (EUROPE), S.A.				a	a					
, CALLE AYALA 42, 3A PLANTA-B MADRID	+34917916000									
CREDIT SUISSE SECURITIES (EUROPE) LIMITED				a						
1, ONE CABOT SQUARE LONDON	+44 2078888888									
CYCLOS SECURITIES S.A.				a			a			
39, ΧΑΡΙΛΑΟΥ ΤΡΙΚΟΥΠΗ 6-8-10 ΑΘΗΝΑ	2103364300									
DEUTSCHE BANK S.A.					a					
1, GREAT WINCHESTER STREET LONDON	+44 20 754 54209	00441133361437								
EUROBANK EQUITIES INVESTMENT FIRM SINGLE MEMBER SA				a		a	a	a		a
, ΦΙΛΕΛΛΗΝΩΝ 10 & ΞΕΝΟΦΩΝΤΟΣ 13 ΑΘΗΝΑ	2103720425									
EUROBANK S.A.									a	
, ΟΘΩΝΟΣ 8 ΑΘΗΝΑ	2144043907									
EUROCORP INVESTMENT SERVICES S.A.				a			a			a
14, ΠΛ.ΦΙΛΙΚΗΣ ΕΤΑΙΡΕΙΑΣ 14 ΑΘΗΝΑ	2107263600									
EUOTRUST INVESTMENT FIRM SA				a						
113, ΣΕΒΑΣΤΟΥΠΟΛΕΩΣ 113 ΑΘΗΝΑ	2103363100									
EUROXX SECURITIES S.A.				a		a	a	a		a
7, ΠΑΛΑΙΟΛΟΓΟΥ ΧΑΛΑΝΔΡΙ	(210)-6879400	(210)-6879401								
7, ΠΑΛΕΟΛΟΓΟΥ ΧΑΛΑΝΔΡΙ	+30 2106879400	210-6879401								
FREEDOM FINANCE EUROPE LTD				a	a					
, ΧΡΙΣΤΑΚΗ ΚΡΑΝΟΥ 20	035725257786									
G. A. PERVANAS SECURITIES- INVESTMENT SERVICES S.A.				a						
7-9, ΣΟΦΟΚΛΕΟΥΣ 7-9 ΑΘΗΝΑ	2103727200									
GLOBAL CAPITAL SECURITIES & FINANCIAL SERVICES LTD				a	a					
50, ΛΑΡΧΙΕΠΙΣΚΟΠΟΥ ΜΑΚΑΡΙΟΥ Γ50	0035722710710									
GREENPOST TRADING EUROPE LTD				a	a	a				
, ΚΙΜΩΝΟΣ 3, ACROPOLIS MANSIONS, 2ND FLOOR, FLAT/OFFICE 202	035722521389									
HELLENIC AMERICAN SECURITIES S.A.				a		a	a			a
27, ΑΝΔΡΕΑ ΠΑΠΑΝΔΡΕΟΥ 27 ΜΑΡΟΥΣΙ	2103311100									
HELLENIC BANK (INVESTMENTS) LTD					a					
, ΑΥΞ.ΚΥΡΙΑΚΟΥ ΜΑΤΣΙ 31 - PO BOX 24747 NICOSIA	+357 22500100	357 22500110								
HSBC CONTINENTAL EUROPE									a	
109-111, Λ.ΜΕΣΟΓΕΙΩΝ 109-111	2106960000									
INDEX SECURITIES S.A.				a						
6, ΔΡΑΓΑΤΣΑΝΙΟΥ 6 ΑΘΗΝΑ	2103213920									
J. CHR. MAVRIKIS SECURITIES S.A.				a						
5, ΣΟΦΟΚΛΕΟΥΣ 5 ΑΘΗΝΑ	2103216730									

Athex & ATHEXClear Members List

Member Name				Stock Market			Derivatives Market		ATHEXClear Member	
	Address	Phone	Fax	Market Member	Remote Member	Market Maker	Proprietary	Market Maker	General Clearing	Direct Clearing
KAPPA SECURITIES S.A.				a			a			
15, ΒΑΛΑΩΡΙΤΟΥ 15 ΑΘΗΝΑ	2103678600									
KARAMANOF SECURITIES & INVESTMENT SERVICES S.A.				a						
2, ΠΛ.ΑΓ.ΘΕΟΔΩΡΩΝ 2 ΑΘΗΝΑ	2103212947									
LAIKI FINANCIAL SERVICES LTD					a					
26, AVE. VYRONOS NICOSIA	357 22367367	357 22718567								
LEON DEPOLAS SECURITIES S.A.				a		a	a			
1, ΧΡΗΣΤΟΥ ΛΑΔΑ 1 ΑΘΗΝΑ	2103213276 -28									
MEGA EQUITY SECURITIES & FINANCIAL SERVICES PUBLIC LTD				a	a		a			
42-44, ΛΕΩΦ.ΓΡΙΒΑ ΔΙΓΕΝΗ 42-44	0035722711711									
MERIT SECURITIES S.A				a		a	a			a
5, ΣΟΦΟΚΛΕΟΥΣ 5 ΑΘΗΝΑ	2103671880									
MERRILL LYNCH INTERNATIONAL				a						
2, 2 KING EDWARD STREET LONDON	+44 20276281000									
N. CHRYSOCHOIDIS SECURITIES S.A.				a			a			a
7-9, ΣΟΦΟΚΛΕΟΥΣ 7-9 ΑΘΗΝΑ	2103213913									
NATIONAL BANK OF GREECE S.A.				a		a	a		a	
86, ΑΙΟΛΟΥ ΣΤΡ. ΑΘΗΝΑ	(210)-3341000	(210)-3228187								
68, ΑΚΑΔΙΜΙΑΣ ΣΤΡ. ΑΘΗΝΑ	(210)-3328817	(210)-3328678								
NATIONAL SECURITIES SINGLE MEMBER SA				a		a	a	a		
66, ΛΕΩΦΟΡΟΣ ΑΘΗΝΩΝ 128-132 & ΙΦΙΓΕΝΙΑΣ ΑΘΗΝΑ	2103328784									
NUNTIUS BROKERAGE AND INVESTMENT SERVICES S.A				a						
6, ΔΡΑΓΑΤΣΑΝΙΟΥ 6 ΑΘΗΝΑ	2103350599									
ONE PLUS CAPITAL LIMITED				a	a					
, 75 PRODROMOU AVENUE NICOSIA 1307	35722873760									
OPTIMA BANK S.A.				a		a	a	a	a	
32, ΑΙΓΙΑΛΕΙΑΣ 32 & ΠΑΡΑΔΕΙΣΟΥ ΜΑΡΟΥΣΙ	2108173663									
PANCRETA BANK S.A									a	
, ΙΚΑΡΟΥ 5	2810 338800									
PANTELAKIS SECURITIES S.A.				a		a	a	a		
57, ΕΘΝΙΚΗΣ ΑΝΤΙΣΤΑΣΕΩΣ 57, ΚΤΙΡΙΟ Β CHALANDRI	2106965000								a	
PIRAEUS BANK S.A.				a			a			
, ΑΜΕΡΙΚΗΣ 4 ΑΘΗΝΑ	2103335000									
PIRAEUS SECURITIES S. A.				a		a	a	a		a
10, ΣΤΑΔΙΟΥ 10 ΑΘΗΝΑ	2103354100									
PROCHOICE SECURITIES LTD				a	a					
57, ΛΕΩΦ.ΣΠΥΡΟΥ ΚΥΠΡΙΑΝΟΥ 57, ΑΚΙΝΗΤΑ Φ	035724661192									
SHARELINK SECURITIES & FINANCIAL SERVICES LTD				a			a			
6, HOUSE-ΘΕΟΤΟΚΗ 6 ΜΕΓΑΡΟ ΕΛΜΗΝΑ	+357 22554200									
SOCIETE GENERALE S.A.				a	a		a			
, 17 COURS VALMY, CEDEX	+157290504									
SOLIDUS SECURITIES S.A				a			a			a
64, ΛΟΥΙΖΗΣ ΠΙΑΝΚΟΥΡ 64 ΑΘΗΝΑ	2106900600									
ST. EM. LAVRENTAKIS SECURITIES S.A.				a			a			
7-9, ΣΟΦΟΚΛΕΟΥΣ 7-9 ΑΘΗΝΑ	2103213336									
THE CYPRUS INVESTMENT & SECURITIES CORPORATION LTD				a	a					
154, ΑΓΙΟΥ ΠΡΟΚΟΠΙΟΥ & ΠΟΣΕΙΔΩΝΟΣ 1	0035722121700									
UBS EUROPE SE				a	a					
, OPERNTURM, BOCKENHEIMER LANDSTRASSE 2-4	496921790									
UBS LIMITED					a					
1, FINSBURY AVENUE LONDON	+44 2075687135									

List of Stocks under Market Making operations

Securities	Market Maker	Start Market Making	Stock Category	Suspension Status
MLS MULTIMEDIA SA (CR)				
	PIRAEUS SECURITIES S. A.	01/08/2019		
ALPHA ETF FTSE Athex Large Cap			Exchange Traded Funds (ETFs)	
	ALPHA FINANCE INVESTMENT SERVICES SINGLE MEMBER SA	02/01/1900		
	NATIONAL SECURITIES SINGLE MEMBER SA	02/01/1900		
ADMIE (IPTO) HOLDING S.A. (CR)			Main Market	
	EUROBANK EQUITIES INVESTMENT FIRM SINGLE MEMBER SA	24/05/2021		
	HELLENIC AMERICAN SECURITIES S.A.	09/03/2020		
	PIRAEUS SECURITIES S. A.	29/06/2017		
AEGEAN AIRLINES (CR)			Main Market	
	EUROBANK EQUITIES INVESTMENT FIRM SINGLE MEMBER SA	22/09/2020		
ALPHA SERVICES HOLD (CR)			Main Market	
	ALPHA FINANCE INVESTMENT SERVICES SINGLE MEMBER SA	29/02/2016		
	EUROBANK EQUITIES INVESTMENT FIRM SINGLE MEMBER SA	22/10/2006		
	GREENPOST TRADING EUROPE LTD	12/06/2023		
	HELLENIC AMERICAN SECURITIES S.A.	25/07/2014		
	LEON DEPOLAS SECURITIES S.A.	04/01/2016		
	MERIT SECURITIES S.A	03/09/2012		
	NATIONAL SECURITIES SINGLE MEMBER SA	02/01/1900		
	PIRAEUS SECURITIES S. A.	28/05/2009		
ALPHA TRUST (CR)			Main Market	
	EUROBANK EQUITIES INVESTMENT FIRM SINGLE MEMBER SA	06/02/2023		
	LEON DEPOLAS SECURITIES S.A.	04/01/2021		
ALUMIL (CR)			Main Market	
	PIRAEUS SECURITIES S. A.	31/07/2023		
ANDROMEDA SA (CR)			Main Market	
	BETA SECURITIES S.A.	15/02/2021		
	OPTIMA BANK S.A.	03/04/2023		
ATTICA BANK S.A. (CR)			Main Market	
	EUROXX SECURITIES S.A.	22/01/2016		
	PIRAEUS SECURITIES S. A.	20/09/2017		
AUSTRIACARD (CB)			Main Market	
	BETA SECURITIES S.A.	23/03/2023		
	EUROBANK EQUITIES INVESTMENT FIRM SINGLE MEMBER SA	15/05/2023		
AUTOHELLAS SA (CR)			Main Market	
	ALPHA FINANCE INVESTMENT SERVICES SINGLE MEMBER SA	01/07/2019		
	EUROXX SECURITIES S.A.	02/07/2018		
AVAX S.A. (CR)			Main Market	
	EUROBANK EQUITIES INVESTMENT FIRM SINGLE MEMBER SA	14/12/2015		
	OPTIMA BANK S.A.	04/09/2023		
	PIRAEUS SECURITIES S. A.	01/02/2021		
AVE (CR)			Main Market	
	EUROXX SECURITIES S.A.	05/06/2020		
BRIO PROPERTIES (CR)			Main Market	
	EUROBANK EQUITIES INVESTMENT FIRM SINGLE MEMBER SA	09/09/2019		
	LEON DEPOLAS SECURITIES S.A.	22/02/2021		
CC HBC AG (CR)			Main Market	
	BETA SECURITIES S.A.	08/03/2021		
	NATIONAL SECURITIES SINGLE MEMBER SA	02/01/1900		
	PIRAEUS SECURITIES S. A.	04/05/2015		
CENERGY HOLDINGS (CB)			Main Market	
	ALPHA FINANCE INVESTMENT SERVICES SINGLE MEMBER SA	02/01/2016		
	EUROBANK EQUITIES INVESTMENT FIRM SINGLE MEMBER SA	02/01/2016		
	OPTIMA BANK S.A.	14/03/2022		
	PANTELAKIS SECURITIES S.A.	27/12/2022		
CNL CAPITAL (CR)			Main Market	
	MERIT SECURITIES S.A	01/10/2018		
DIMAND (CR)			Main Market	
	ALPHA FINANCE INVESTMENT SERVICES SINGLE MEMBER SA	08/08/2022		
	EUROBANK EQUITIES INVESTMENT FIRM SINGLE MEMBER SA	08/08/2022		
	PANTELAKIS SECURITIES S.A.	15/05/2023		
EKTER SA (CR)			Main Market	
	BETA SECURITIES S.A.	26/09/2022		
	EUROBANK EQUITIES INVESTMENT FIRM SINGLE MEMBER SA	16/10/2017		
	LEON DEPOLAS SECURITIES S.A.	21/05/2018		
ELASTRON (CR)			Main Market	
	LEON DEPOLAS SECURITIES S.A.	20/02/2017		

List of Stocks under Market Making operations

Securities	Market Maker	Start Market Making	Stock Category
ELLAKTOR (CR)			Main Market
	ALPHA FINANCE INVESTMENT SERVICES SINGLE MEMBER SA	18/03/2019	
	EUROBANK EQUITIES INVESTMENT FIRM SINGLE MEMBER SA	01/06/2012	
	EUROXX SECURITIES S.A.	24/09/2018	
	NATIONAL SECURITIES SINGLE MEMBER SA	02/01/1900	
	PIRAEUS SECURITIES S. A.	22/10/2018	
ELTON SA (CR)			Main Market
	EUROBANK EQUITIES INVESTMENT FIRM SINGLE MEMBER SA	28/11/2022	
	OPTIMA BANK S.A.	30/01/2023	
ELVALHALCOR (CR)			Main Market
	ALPHA FINANCE INVESTMENT SERVICES SINGLE MEMBER SA	07/05/2018	
	BETA SECURITIES S.A.	09/01/2023	
	EUROBANK EQUITIES INVESTMENT FIRM SINGLE MEMBER SA	07/05/2018	
ENTERSOFT (CR)			Main Market
	ALPHA FINANCE INVESTMENT SERVICES SINGLE MEMBER SA	23/03/2023	
	EUROBANK EQUITIES INVESTMENT FIRM SINGLE MEMBER SA	22/06/2020	
EUROBANK HOLDINGS (CR)			Main Market
	ALPHA FINANCE INVESTMENT SERVICES SINGLE MEMBER SA	09/01/2006	
	EUROBANK EQUITIES INVESTMENT FIRM SINGLE MEMBER SA	01/06/2012	
	GREENPOST TRADING EUROPE LTD	12/06/2023	
	HELLENIC AMERICAN SECURITIES S.A.	25/07/2014	
	LEON DEPOLAS SECURITIES S.A.	30/11/2018	
	MERIT SECURITIES S.A	06/11/2017	
	NATIONAL SECURITIES SINGLE MEMBER SA	02/01/1900	
	PIRAEUS SECURITIES S. A.	28/09/2009	
EUROCONSULTANTS S.A. (CR)			Main Market
	OPTIMA BANK S.A.	01/02/2023	
EYDAP S.A. (CR)			Main Market
	ALPHA FINANCE INVESTMENT SERVICES SINGLE MEMBER SA	27/01/2020	
	EUROBANK EQUITIES INVESTMENT FIRM SINGLE MEMBER SA	10/06/2019	
FOURLIS (CR)			Main Market
	EUROBANK EQUITIES INVESTMENT FIRM SINGLE MEMBER SA	01/12/2016	
	PIRAEUS SECURITIES S. A.	06/03/2017	
GEK TERNA (CR)			Main Market
	BETA SECURITIES S.A.	08/03/2021	
	EUROBANK EQUITIES INVESTMENT FIRM SINGLE MEMBER SA	24/05/2021	
	PIRAEUS SECURITIES S. A.	29/08/2019	
GR. SARANTIS S.A. (CR)			Main Market
	BETA SECURITIES S.A.	14/05/2012	
	EUROBANK EQUITIES INVESTMENT FIRM SINGLE MEMBER SA	24/10/2016	
HELLENIC EXCHANGES-A.S.E. (CR)			Main Market
	HELLENIC AMERICAN SECURITIES S.A.	01/09/2014	
	NATIONAL SECURITIES SINGLE MEMBER SA	02/01/1900	
	PIRAEUS SECURITIES S. A.	04/05/2015	
HELLENIQ ENERGY (CR)			Main Market
	HELLENIC AMERICAN SECURITIES S.A.	14/09/2015	
	PIRAEUS SECURITIES S. A.	20/03/2017	
IDEAL HOLDINGS (CR)			Main Market
	EUROBANK EQUITIES INVESTMENT FIRM SINGLE MEMBER SA	07/06/2021	
	PIRAEUS SECURITIES S. A.	07/06/2021	
INTERCONTINENTAL (CR)			Main Market
	LEON DEPOLAS SECURITIES S.A.	03/06/2019	
INTERLIFE G.C.I.(CR)			Main Market
	BETA SECURITIES S.A.	24/10/2022	
INTERWOOD-XYLEMPORIA (CR)			Main Market
	EUROBANK EQUITIES INVESTMENT FIRM SINGLE MEMBER SA	05/07/2021	
	PANTELAKIS SECURITIES S.A.	01/07/2021	
INTRAKAT (CR)			Main Market
	BETA SECURITIES S.A.	04/10/2021	
	PANTELAKIS SECURITIES S.A.	10/10/2022	
JUMBO SA (CR)			Main Market
	BETA SECURITIES S.A.	01/02/2021	
	EUROBANK EQUITIES INVESTMENT FIRM SINGLE MEMBER SA	25/05/2020	
	GREENPOST TRADING EUROPE LTD	12/06/2023	
	MERIT SECURITIES S.A	06/11/2017	
	PIRAEUS SECURITIES S. A.	06/03/2017	
KLOUKINAS - LAPPAS SA (CR)			Main Market
	OPTIMA BANK S.A.	02/01/2023	

List of Stocks under Market Making operations

Securities	Stock Category
Market Maker	Start Market Making
KRI-KRI S.A. (CR)	Main Market
EUROBANK EQUITIES INVESTMENT FIRM SINGLE MEMBER SA	07/05/2018
LEON DEPOLAS SECURITIES S.A.	16/01/2017
LAMDA DEVELOPMENT SA (CR)	Main Market
EUROBANK EQUITIES INVESTMENT FIRM SINGLE MEMBER SA	08/12/2014
PANTELAKIS SECURITIES S.A.	06/11/2017
PIRAEUS SECURITIES S. A.	29/06/2017
LAMPSA HOTEL SA (CR)	Main Market
LEON DEPOLAS SECURITIES S.A.	16/01/2017
MIG (CR)	Main Market
PIRAEUS SECURITIES S. A.	02/02/2009
MOTODYNAMICS S.A. (CR)	Main Market
OPTIMA BANK S.A.	25/08/2023
MOTOR OIL (CR)	Main Market
BETA SECURITIES S.A.	08/03/2021
EUROBANK EQUITIES INVESTMENT FIRM SINGLE MEMBER SA	22/10/2006
GREENPOST TRADING EUROPE LTD	12/06/2023
LEON DEPOLAS SECURITIES S.A.	01/04/2019
MERIT SECURITIES S.A	25/02/2019
NATIONAL SECURITIES SINGLE MEMBER SA	02/01/1900
PIRAEUS SECURITIES S. A.	04/05/2015
MPLK KEDROS (CR)	Main Market
MERIT SECURITIES S.A	30/09/2022
MYTILINEOS (CR)	Main Market
ALPHA FINANCE INVESTMENT SERVICES SINGLE MEMBER SA	15/04/2019
BETA SECURITIES S.A.	11/04/2022
EUROBANK EQUITIES INVESTMENT FIRM SINGLE MEMBER SA	20/09/2017
GREENPOST TRADING EUROPE LTD	12/06/2023
MERIT SECURITIES S.A	25/02/2019
NATIONAL SECURITIES SINGLE MEMBER SA	02/01/1900
PIRAEUS SECURITIES S. A.	04/05/2015
NATIONAL BANK (CR)	Main Market
ALPHA FINANCE INVESTMENT SERVICES SINGLE MEMBER SA	09/01/2006
EUROBANK EQUITIES INVESTMENT FIRM SINGLE MEMBER SA	22/10/2006
GREENPOST TRADING EUROPE LTD	12/06/2023
HELLENIC AMERICAN SECURITIES S.A.	25/07/2014
LEON DEPOLAS SECURITIES S.A.	20/05/2015
MERIT SECURITIES S.A	03/09/2012
NATIONAL SECURITIES SINGLE MEMBER SA	02/01/1900
PIRAEUS SECURITIES S. A.	08/09/2008
OPAP (CR)	Main Market
ALPHA FINANCE INVESTMENT SERVICES SINGLE MEMBER SA	09/01/2006
BETA SECURITIES S.A.	11/04/2022
EUROBANK EQUITIES INVESTMENT FIRM SINGLE MEMBER SA	22/10/2006
GREENPOST TRADING EUROPE LTD	12/06/2023
HELLENIC AMERICAN SECURITIES S.A.	25/07/2014
MERIT SECURITIES S.A	20/03/2017
NATIONAL SECURITIES SINGLE MEMBER SA	02/01/1900
PIRAEUS SECURITIES S. A.	04/05/2015
OTE (CR)	Main Market
ALPHA FINANCE INVESTMENT SERVICES SINGLE MEMBER SA	09/01/2006
BETA SECURITIES S.A.	11/04/2022
EUROBANK EQUITIES INVESTMENT FIRM SINGLE MEMBER SA	22/10/2006
GREENPOST TRADING EUROPE LTD	12/06/2023
HELLENIC AMERICAN SECURITIES S.A.	25/07/2014
LEON DEPOLAS SECURITIES S.A.	20/04/2015
MERIT SECURITIES S.A	20/03/2017
NATIONAL SECURITIES SINGLE MEMBER SA	02/01/1900
PIRAEUS SECURITIES S. A.	08/09/2008
P.P.A. S.A. (CR)	Main Market
EUROBANK EQUITIES INVESTMENT FIRM SINGLE MEMBER SA	06/02/2019
PAPOUTSANIS (CR)	Main Market
ALPHA FINANCE INVESTMENT SERVICES SINGLE MEMBER SA	19/11/2018
BETA SECURITIES S.A.	25/11/2013
PETROPOULOS PETROS (CR)	Main Market
EUROBANK EQUITIES INVESTMENT FIRM SINGLE MEMBER SA	01/04/2019
PANTELAKIS SECURITIES S.A.	16/03/2020

List of Stocks under Market Making operations

Securities	Stock Category
Market Maker	Start Market Making
PIRAEUS FINANCIAL HOLD (CR)	Main Market
ALPHA FINANCE INVESTMENT SERVICES SINGLE MEMBER SA	15/04/2019
EUROBANK EQUITIES INVESTMENT FIRM SINGLE MEMBER SA	22/10/2006
EUROXX SECURITIES S.A.	15/02/2016
GREENPOST TRADING EUROPE LTD	12/06/2023
HELLENIC AMERICAN SECURITIES S.A.	25/07/2014
LEON DEPOLAS SECURITIES S.A.	30/11/2018
MERIT SECURITIES S.A	16/09/2013
NATIONAL SECURITIES SINGLE MEMBER SA	02/01/1900
PIRAEUS SECURITIES S. A.	16/02/2009
PPC (CR)	Main Market
ALPHA FINANCE INVESTMENT SERVICES SINGLE MEMBER SA	09/01/2006
BETA SECURITIES S.A.	01/02/2021
EUROBANK EQUITIES INVESTMENT FIRM SINGLE MEMBER SA	22/10/2006
GREENPOST TRADING EUROPE LTD	12/06/2023
HELLENIC AMERICAN SECURITIES S.A.	01/09/2014
MERIT SECURITIES S.A	06/11/2017
NATIONAL SECURITIES SINGLE MEMBER SA	02/01/1900
PIRAEUS SECURITIES S. A.	28/09/2009
PREMA (CR)	Main Market
BETA SECURITIES S.A.	01/06/2021
LEON DEPOLAS SECURITIES S.A.	05/12/2022
PANTELAKIS SECURITIES S.A.	23/12/2021
PROFILE SA (CR)	Main Market
OPTIMA BANK S.A.	03/04/2023
PANTELAKIS SECURITIES S.A.	01/07/2019
QUALITY & RELIABILITY SA (CR)	Main Market
OPTIMA BANK S.A.	03/01/2023
QUEST HOLDINGS (CR)	Main Market
BETA SECURITIES S.A.	26/03/2018
EUROBANK EQUITIES INVESTMENT FIRM SINGLE MEMBER SA	28/01/2019
REVOIL (CR)	Main Market
BETA SECURITIES S.A.	26/06/2023
SIDMA STEEL (CR)	Main Market
OPTIMA BANK S.A.	25/05/2023
SPACE HELLAS SA (CR)	Main Market
MERIT SECURITIES S.A	09/12/2022
TECHNICAL OLYMPIC SA (CR)	Main Market
OPTIMA BANK S.A.	05/07/2023
TERNA ENERGY (CR)	Main Market
EUROBANK EQUITIES INVESTMENT FIRM SINGLE MEMBER SA	24/05/2021
PIRAEUS SECURITIES S. A.	09/12/2019
THRACE PLASTICS SA (CR)	Main Market
ALPHA FINANCE INVESTMENT SERVICES SINGLE MEMBER SA	26/03/2018
EUROBANK EQUITIES INVESTMENT FIRM SINGLE MEMBER SA	26/03/2018
TITAN CEMENT (CB)	Main Market
BETA SECURITIES S.A.	01/02/2021
EUROBANK EQUITIES INVESTMENT FIRM SINGLE MEMBER SA	06/11/2019
PIRAEUS SECURITIES S. A.	18/01/2021
TZIRAKIAN PROFIL (CR)	Main Market
LEON DEPOLAS SECURITIES S.A.	19/07/2021
VIOHALCO SA/MV (CB)	Main Market
ALPHA FINANCE INVESTMENT SERVICES SINGLE MEMBER SA	11/03/2008
EUROBANK EQUITIES INVESTMENT FIRM SINGLE MEMBER SA	04/03/2014
MERIT SECURITIES S.A	17/03/2014

Underlying Asset				Derivatives Market													
Price max	Price min	Closing price	change	Delivery Month	Open price	Price max	Price min	Last price	Closing price	Last Bid	Last Ask	Fixing price*	Life high	Life low	Trades	Volume	Open Interest
FTSE/Athex Large Cap (Trade Unit: 1 Index Point x 2€, Cash Settlement)																	
3,170.55	3,059.88	3,060.34	-2.92%	September 2023	3,150.00	3,162.00	3,064.00	3,065.00	3,065.00	---	---	---	3,293.25	---	268	1,058	3,227
				October 2023	3,157.25	3,157.25	3,070.75	3,074.00	3,074.00	---	---	---	3,239.25	---	77	361	422
				November 2023	---	---	---	---	3,166.00	---	---	---	---	---	---	---	---
				December 2023	---	---	---	---	3,170.75	---	---	---	---	---	---	---	---
				March 2024	---	---	---	---	3,186.75	---	---	---	---	---	---	---	---
				June 2024	---	---	---	---	3,204.00	---	---	---	---	---	---	---	---
FTSE/Athex Banks (Trade Unit: 1 Index Point x 15€, Cash Settlement)																	
1,046.22	995.32	995.32	-4.28%	September 2023	1,018.00	1,018.00	1,007.50	1,007.50	1,007.50	---	---	---	1,134.75	---	2	15	2,037
				December 2023	---	---	---	---	1,046.00	---	---	---	---	---	---	---	---
				March 2024	---	---	---	---	1,051.25	---	---	---	---	---	---	---	---
				June 2024	---	---	---	---	1,056.75	---	---	---	---	---	---	---	---
MSCI GREECE REBASED (Trade Unit: 1 Index Point x 2€, Cash Settlement)																	
5,060.45	4,853.09	4,853.27	-3.41%	September 2023	---	---	---	---	5,044.00	---	---	---	5,192.25	---	---	---	182
				October 2023	---	---	---	---	5,195.75	---	---	---	5,169.00	---	---	---	1
				November 2023	---	---	---	---	5,046.00	---	---	---	---	---	---	---	---
				December 2023	---	---	---	---	5,207.25	---	---	---	5,012.25	---	---	---	20
				January 2024	---	---	---	---	5,063.50	---	---	---	---	---	---	---	---
				February 2024	---	---	---	---	5,071.25	---	---	---	---	---	---	---	---
				March 2024	---	---	---	---	5,079.25	---	---	---	---	---	---	---	---
				June 2024	---	---	---	---	5,106.50	---	---	---	---	---	---	---	---

Derivatives notes

Fixing prices and final open positions can be retrieved from the following path <http://www.helex.gr/el/web/guest/statistics-end-of-day-derivatives>

Underlying Asset				Derivatives Market													
Price max	Price min	Closing price	change	Delivery Month	Open price	Price max	Price min	Last price	Closing price	Last Bid	Last Ask	Fixing price*	Life high	Life low	Trades	Volume	Open Interest
ADMIE (IPTO) HOLDING S.A. (CR)				(Contract Size: 100 Securities, Physical Delivery)													
2.275	2.18	2.185	-3.74%	September 2023	2.26	2.26	2.19	2.20	2.20	---	---	---	2.49	---	58	813	17,627
				December 2023	2.26	2.26	2.21	2.21	2.21	---	---	---	2.42	---	8	228	943
				March 2024	---	---	---	---	2.29	---	---	---	---	---	---	---	---
				June 2024	---	---	---	---	2.31	---	---	---	---	---	---	---	---
AEGEAN AIRLINES (CR)				(Contract Size: 100 Securities, Physical Delivery)													
13.3	12.62	12.62	-4.39%	September 2023	13.24	13.24	12.60	12.73	12.73	---	---	---	13.90	---	108	419	7,498
				December 2023	13.07	13.07	12.98	12.98	12.98	---	---	---	13.64	---	3	20	30
				March 2024	---	---	---	---	13.34	---	---	---	---	---	---	---	---
				June 2024	---	---	---	---	13.42	---	---	---	---	---	---	---	---
ALPHA SERVICES HOLD (CR)				(Contract Size: 100 Securities, Physical Delivery)													
1.519	1.442	1.442	-4.28%	September 2023	1.50	1.52	1.44	1.44	1.44	---	---	---	1.72	---	462	30,391	211,141
				December 2023	1.50	1.53	1.46	1.46	1.46	---	---	---	1.65	---	26	298	530
				March 2024	---	---	---	---	1.52	---	---	---	---	---	---	---	---
				June 2024	---	---	---	---	1.53	---	---	---	---	---	---	---	---
AUTOHELLAS SA (CR)				(Contract Size: 100 Securities, Physical Delivery)													
13.72	13.22	13.56	0.30%	September 2023	13.42	13.42	13.42	13.42	13.42	---	---	---	14.56	---	2	2	138
				December 2023	---	---	---	---	13.60	---	---	---	---	---	---	---	---
				March 2024	---	---	---	---	13.67	---	---	---	---	---	---	---	---
				June 2024	---	---	---	---	13.74	---	---	---	---	---	---	---	---
AVAX S.A. (CR)				(Contract Size: 100 Securities, Physical Delivery)													
1.552	1.462	1.478	-3.65%	September 2023	1.53	1.54	1.47	1.47	1.47	---	---	---	1.80	---	32	87	1,884
				December 2023	---	---	---	---	1.54	---	---	---	---	---	---	---	---
				March 2024	---	---	---	---	1.55	---	---	---	---	---	---	---	---
				June 2024	---	---	---	---	1.56	---	---	---	---	---	---	---	---
CC HBC AG (CR)				(Contract Size: 100 Securities, Physical Delivery)													
26.48	26.11	26.14	-0.99%	September 2023	26.34	26.34	26.33	26.33	26.33	---	---	---	28.81	---	2	11	630
				December 2023	---	---	---	---	26.55	---	---	---	---	---	---	---	---
				March 2024	---	---	---	---	26.69	---	---	---	---	---	---	---	---
				June 2024	---	---	---	---	26.83	---	---	---	---	---	---	---	---
CENERGY HOLDINGS (CB)				(Contract Size: 100 Securities, Physical Delivery)													
7.26	6.95	7.18	0.00%	September 2023	7.22	7.22	6.96	7.19	7.19	---	---	---	7.43	---	18	119	5,998
				December 2023	7.10	7.10	7.09	7.09	7.09	---	---	---	7.10	---	3	6	---
				March 2024	---	---	---	---	7.26	---	---	---	---	---	---	---	---
				June 2024	---	---	---	---	7.30	---	---	---	---	---	---	---	---

Derivatives notes

Fixing prices and final open positions can be retrieved from the following path <http://www.helex.gr/el/web/guest/statistics-end-of-day-derivatives>

Underlying Asset				Derivatives Market													
Price max	Price min	Closing price	change	Delivery Month	Open price	Price max	Price min	Last price	Closing price	Last Bid	Last Ask	Fixing price*	Life high	Life low	Trades	Volume	Open Interest
ELLAKTOR (CR)				(Contract Size: 100 Securities, Physical Delivery)													
2.44	2.31	2.33	-4.70%	September 2023	2.39	2.39	2.31	2.31	2.31	---	---	---	2.73	---	17	35	824
				December 2023	---	---	---	---	2.46	---	---	---	---	---	---	---	---
				March 2024	---	---	---	---	2.47	---	---	---	---	---	---	---	---
				June 2024	---	---	---	---	2.48	---	---	---	---	---	---	---	---
ELVALHALCOR (CR)				(Contract Size: 100 Securities, Physical Delivery)													
2.155	2.075	2.08	-3.26%	September 2023	2.15	2.15	2.06	2.06	2.06	---	---	---	2.45	---	18	151	2,477
				December 2023	---	---	---	---	2.16	---	---	---	---	---	---	---	---
				March 2024	---	---	---	---	2.17	---	---	---	---	---	---	---	---
				June 2024	---	---	---	---	2.19	---	---	---	---	---	---	---	---
EUROBANK HOLDINGS (CR)				(Contract Size: 100 Securities, Physical Delivery)													
1.5945	1.5	1.51	-4.85%	September 2023	1.58	1.58	1.50	1.52	1.52	---	---	---	1.68	---	112	4,820	44,796
				December 2023	1.56	1.56	1.55	1.55	1.55	---	---	---	1.56	---	3	11	---
				March 2024	---	---	---	---	1.60	---	---	---	---	---	---	---	---
				June 2024	---	---	---	---	1.61	---	---	---	---	---	---	---	---
EYDAP S.A. (CR)				(Contract Size: 100 Securities, Physical Delivery)													
6.63	6.51	6.57	-0.30%	September 2023	6.54	6.57	6.52	6.52	6.52	---	---	---	7.18	---	3	3	1,870
				December 2023	---	---	---	---	6.63	---	---	---	---	---	---	---	---
				March 2024	---	---	---	---	6.66	---	---	---	---	---	---	---	---
				June 2024	---	---	---	---	6.70	---	---	---	---	---	---	---	---
FOURLIS (CR)				(Contract Size: 100 Securities, Physical Delivery)													
4.67	4.485	4.5	-2.81%	September 2023	4.60	4.60	4.53	4.53	4.53	---	---	---	5.07	---	5	11	745
				December 2023	---	---	---	---	4.66	---	---	---	---	---	---	---	---
				March 2024	---	---	---	---	4.68	---	---	---	---	---	---	---	---
				June 2024	---	---	---	---	4.71	---	---	---	---	---	---	---	---
GEK TERNA (CR)				(Contract Size: 102 Securities, Physical Delivery)													
13.3	12.8	12.86	-2.72%	September 2023	13.32	13.32	12.87	12.92	12.92	---	---	---	13.80	12.87	23	123	7,071
				December 2023	13.08	13.08	13.08	13.08	13.08	---	---	---	13.71	---	1	10	5
				March 2024	---	---	---	---	13.36	---	---	---	---	---	---	---	---
				June 2024	---	---	---	---	13.44	---	---	---	---	---	---	---	---
HELLENIC EXCHANGES-A.S.E. (CR)				(Contract Size: 100 Securities, Physical Delivery)													
5.23	4.955	4.99	-4.04%	September 2023	5.21	5.21	4.99	5.02	5.02	---	---	---	6.20	---	72	487	8,452
				December 2023	---	---	---	---	5.23	---	---	---	---	---	---	---	---
				March 2024	---	---	---	---	5.26	---	---	---	---	---	---	---	---
				June 2024	---	---	---	---	5.28	---	---	---	---	---	---	---	---

Derivatives notes

Fixing prices and final open positions can be retrieved from the following path <http://www.helex.gr/el/web/guest/statistics-end-of-day-derivatives>

Underlying Asset				Derivatives Market													
Price max	Price min	Closing price	change	Delivery Month	Open price	Price max	Price min	Last price	Closing price	Last Bid	Last Ask	Fixing price*	Life high	Life low	Trades	Volume	Open Interest
HELLENiQ ENERGY (CR)				(Contract Size: 100 Securities, Physical Delivery)													
8.22	7.9	7.93	-2.82%	September 2023	8.18	8.18	7.94	7.98	7.98	---	---	---	8.49	---	17	107	1,527
				December 2023	---	---	---	---	8.21	---	---	---	---	---	---	---	---
				March 2024	---	---	---	---	8.25	---	---	---	---	---	---	---	---
				June 2024	---	---	---	---	8.29	---	---	---	---	---	---	---	---
INTRACOM HOLDINGS (CR)				(Contract Size: 106 Securities, Physical Delivery)													
2.34	2.245	2.285	2.01%	September 2023	2.30	2.33	2.24	2.28	2.28	---	---	---	2.46	---	44	168	5,772
				December 2023	2.32	2.33	2.25	2.31	2.31	---	---	---	2.34	---	14	123	58
				March 2024	---	---	---	---	2.26	---	---	---	---	---	---	---	---
				June 2024	---	---	---	---	2.28	---	---	---	---	---	---	---	---
INTRAKAT (CR)				(Contract Size: 100 Securities, Physical Delivery)													
3.135	3.015	3.1	-1.90%	September 2023	3.07	3.10	3.02	3.08	3.08	---	---	---	3.36	---	58	285	6,766
				December 2023	3.05	3.05	3.05	3.05	3.05	---	---	---	3.05	---	2	2	---
				March 2024	---	---	---	---	3.19	---	---	---	---	---	---	---	---
				June 2024	---	---	---	---	3.21	---	---	---	---	---	---	---	---
JUMBO SA (CR)				(Contract Size: 100 Securities, Physical Delivery)													
28.8	27.02	27.02	-4.93%	September 2023	27.77	27.90	27.27	27.33	27.33	---	---	---	29.00	---	5	15	262
				December 2023	---	---	---	---	28.59	---	---	---	---	---	---	---	---
				March 2024	---	---	---	---	28.73	---	---	---	---	---	---	---	---
				June 2024	---	---	---	---	28.88	---	---	---	---	---	---	---	---
LAMDA DEVELOPMENT SA (CR)				(Contract Size: 100 Securities, Physical Delivery)													
6.775	6.49	6.6	-1.79%	September 2023	6.75	6.75	6.53	6.60	6.60	---	---	---	7.54	---	40	208	5,479
				December 2023	6.77	6.77	6.77	6.77	6.77	---	---	---	6.77	---	1	1	---
				March 2024	---	---	---	---	6.79	---	---	---	---	---	---	---	---
				June 2024	---	---	---	---	6.83	---	---	---	---	---	---	---	---
MIG (CR)				(Contract Size: 100 Securities, Physical Delivery)													
4.18	4.07	4.08	-1.69%	September 2023	4.00	4.00	4.00	4.00	4.00	---	---	---	5.10	---	1	2	69
				December 2023	---	---	---	---	4.17	---	---	---	---	---	---	---	---
				March 2024	---	---	---	---	4.20	---	---	---	---	---	---	---	---
				June 2024	---	---	---	---	4.22	---	---	---	---	---	---	---	---
MOTOR OIL (CR)				(Contract Size: 100 Securities, Physical Delivery)													
23.5	22.58	22.72	-1.81%	September 2023	22.91	22.91	22.59	22.74	22.74	---	---	---	24.55	---	23	79	1,778
				December 2023	---	---	---	---	23.27	---	---	---	---	---	---	---	---
				March 2024	---	---	---	---	23.39	---	---	---	---	---	---	---	---
				June 2024	---	---	---	---	23.52	---	---	---	---	---	---	---	---

Derivatives notes

Fixing prices and final open positions can be retrieved from the following path <http://www.helex.gr/el/web/guest/statistics-end-of-day-derivatives>

Underlying Asset				Derivatives Market													
Price max	Price min	Closing price	change	Delivery Month	Open price	Price max	Price min	Last price	Closing price	Last Bid	Last Ask	Fixing price*	Life high	Life low	Trades	Volume	Open Interest
MYTILINEOS (CR)				(Contract Size: 100 Securities, Physical Delivery)													
37.54	36.06	36.1	-2.96%	September 2023	37.34	37.35	36.09	36.09	36.09	---	---	---	38.42	---	81	293	4,152
				December 2023	---	---	---	---	37.05	---	---	---	35.29	---	---	---	1
				March 2024	---	---	---	---	37.61	---	---	---	---	---	---	---	---
				June 2024	---	---	---	---	37.81	---	---	---	---	---	---	---	---
NATIONAL BANK (CR)				(Contract Size: 100 Securities, Physical Delivery)													
6.166	5.8	5.8	-4.92%	September 2023	6.16	6.17	5.81	5.81	5.81	---	---	---	6.57	---	257	2,475	18,982
				December 2023	6.02	6.02	5.90	5.90	5.90	---	---	---	6.43	---	23	89	50
				March 2024	---	---	---	---	6.17	---	---	---	---	---	---	---	---
				June 2024	---	---	---	---	6.20	---	---	---	---	---	---	---	---
OPAP (CR)				(Contract Size: 103 Securities, Physical Delivery)													
16.05	15.62	15.62	-1.76%	September 2023	15.88	15.90	15.65	15.74	15.74	---	---	---	16.69	15.10	26	118	3,388
				December 2023	15.84	15.84	15.84	15.84	15.84	---	---	---	16.20	---	1	1	1
				March 2024	---	---	---	---	16.07	---	---	---	---	---	---	---	---
				June 2024	---	---	---	---	16.16	---	---	---	---	---	---	---	---
OTE (CR)				(Contract Size: 100 Securities, Physical Delivery)													
14.06	13.81	13.85	-1.14%	September 2023	14.14	14.14	13.79	13.82	13.82	---	---	---	15.55	---	57	246	11,676
				December 2023	---	---	---	---	14.09	---	---	---	---	---	---	---	---
				March 2024	---	---	---	---	14.16	---	---	---	---	---	---	---	---
				June 2024	---	---	---	---	14.24	---	---	---	---	---	---	---	---
P.P.A. S.A. (CR)				(Contract Size: 100 Securities, Physical Delivery)													
21.9	21.5	21.9	-0.23%	September 2023	---	---	---	---	21.26	---	---	---	22.48	---	---	---	294
				December 2023	---	---	---	---	22.08	---	---	---	---	---	---	---	---
				March 2024	---	---	---	---	22.19	---	---	---	---	---	---	---	---
				June 2024	---	---	---	---	22.31	---	---	---	---	---	---	---	---
PIRAEUS FINANCIAL HOLD (CR)				(Contract Size: 100 Securities, Physical Delivery)													
3.17	3.018	3.06	-2.24%	September 2023	3.16	3.16	3.02	3.05	3.05	---	---	---	3.62	---	306	6,908	80,753
				December 2023	3.09	3.11	3.07	3.07	3.07	---	---	---	3.36	---	21	71	298
				March 2024	---	---	---	---	3.16	---	---	---	---	---	---	---	---
				June 2024	---	---	---	---	3.18	---	---	---	---	---	---	---	---
PPC (CR)				(Contract Size: 100 Securities, Physical Delivery)													
10.25	9.805	9.825	-2.82%	September 2023	10.16	10.22	9.76	9.81	9.81	---	---	---	11.33	---	152	1,033	30,057
				December 2023	10.12	10.20	10.08	10.08	10.08	---	---	---	10.69	---	5	31	88
				March 2024	---	---	---	---	10.22	---	---	---	---	---	---	---	---
				June 2024	---	---	---	---	10.28	---	---	---	---	---	---	---	---

Derivatives notes

Fixing prices and final open positions can be retrieved from the following path <http://www.helex.gr/el/web/guest/statistics-end-of-day-derivatives>

Underlying Asset				Derivatives Market													
Price max	Price min	Closing price	change	Delivery Month	Open price	Price max	Price min	Last price	Closing price	Last Bid	Last Ask	Fixing price*	Life high	Life low	Trades	Volume	Open Interest
QUEST HOLDINGS (CR)				(Contract Size: 100 Securities, Physical Delivery)													
6.47	6.14	6.22	-2.51%	September 2023	6.35	6.35	6.19	6.19	6.19	---	---	---	6.77	---	7	27	211
				December 2023	---	---	---	---	6.42	---	---	---	---	---	---	---	---
				March 2024	---	---	---	---	6.45	---	---	---	---	---	---	---	---
				June 2024	---	---	---	---	6.48	---	---	---	---	---	---	---	---
TERNA ENERGY (CR)				(Contract Size: 100 Securities, Physical Delivery)													
16.69	16.23	16.63	0.79%	September 2023	16.70	16.70	16.25	16.63	16.63	---	---	---	21.16	---	80	368	15,999
				December 2023	16.77	16.77	16.77	16.77	16.77	---	---	---	17.14	---	2	6	529
				March 2024	---	---	---	---	16.68	---	---	---	---	---	---	---	---
				June 2024	---	---	---	---	16.77	---	---	---	---	---	---	---	---
TITAN CEMENT (CB)				(Contract Size: 100 Securities, Physical Delivery)													
18.16	17.68	17.68	-2.75%	September 2023	18.06	18.12	17.86	17.89	17.89	---	---	---	19.51	---	10	17	705
				December 2023	---	---	---	---	18.29	---	---	---	---	---	---	---	---
				March 2024	---	---	---	---	18.38	---	---	---	---	---	---	---	---
				June 2024	---	---	---	---	18.48	---	---	---	---	---	---	---	---
VIOHALCO SA/NV (CB)				(Contract Size: 100 Securities, Physical Delivery)													
6.84	6.57	6.57	-3.52%	September 2023	6.82	6.82	6.59	6.60	6.60	---	---	---	7.16	---	82	378	5,262
				December 2023	---	---	---	---	6.85	---	---	---	---	---	---	---	---
				March 2024	---	---	---	---	6.88	---	---	---	---	---	---	---	---
				June 2024	---	---	---	---	6.92	---	---	---	---	---	---	---	---

Derivatives notes

Fixing prices and final open positions can be retrieved from the following path <http://www.helex.gr/el/web/guest/statistics-end-of-day-derivatives>

FTSE/Athex Large Cap

(Trade Unit: 1 Index Point x 2€ - Exercise Style: European, Cash Settlement)

Call Options															Put Options																			
September 2023								October 2023							Other Months		September 2023								October 2023							Other Months		Exercise Price
Open price	Price max	Price min	Last price	Closing price	Volume	Open Interest	Open price	Price max	Price min	Last price	Closing price	Volume	Open Interest	Volume	Open Interest	Open price	Price max	Price min	Last price	Closing price	Volume	Open Interest	Open price	Price max	Price min	Last price	Closing price	Volume	Open Interest	Volume	Open Interest			
1,775	0.00	0.00	0.00	-	1,382.00	-	-	-	-	-	-	-	-	-	-	0.00	0.00	0.00	-	0.02	-	-	-	-	-	-	-	-	-	-	1,775			
1,800	0.00	0.00	0.00	-	1,357.00	-	-	-	-	-	-	-	-	-	-	0.00	0.00	0.00	-	0.03	-	-	-	-	-	-	-	-	-	-	1,800			
1,825	0.00	0.00	0.00	-	1,332.00	-	-	-	-	-	-	-	-	-	-	0.00	0.00	0.00	-	0.05	-	-	-	-	-	-	-	-	-	-	1,825			
1,850	0.00	0.00	0.00	-	1,307.00	-	-	-	-	-	-	-	-	-	-	0.00	0.00	0.00	-	0.07	-	-	-	-	-	-	-	-	-	-	1,850			
1,875	0.00	0.00	0.00	-	1,282.00	-	-	-	-	-	-	-	-	-	-	0.00	0.00	0.00	-	0.01	-	-	-	-	-	-	-	-	-	-	1,875			
1,900	0.00	0.00	0.00	-	1,257.00	-	-	-	-	-	-	-	-	-	-	0.00	0.00	0.00	-	0.01	-	-	-	-	-	-	-	-	-	-	1,900			
1,925	0.00	0.00	0.00	-	1,232.00	-	-	-	-	-	-	-	-	-	-	0.00	0.00	0.00	-	0.01	-	-	-	-	-	-	-	-	-	-	1,925			
1,950	0.00	0.00	0.00	-	1,207.00	-	-	-	-	-	-	-	-	-	-	0.00	0.00	0.00	-	0.02	-	-	-	-	-	-	-	-	-	-	1,950			
1,975	0.00	0.00	0.00	-	1,182.00	-	-	-	-	-	-	-	-	-	-	0.00	0.00	0.00	-	0.01	-	-	-	-	-	-	-	-	-	-	1,975			
2,000	0.00	0.00	0.00	-	1,157.00	-	-	-	-	-	-	-	-	-	-	0.00	0.00	0.00	-	0.01	-	-	-	-	-	-	-	-	-	-	2,000			
2,050	0.00	0.00	0.00	-	1,107.00	-	-	-	-	-	-	-	-	-	-	0.00	0.00	0.00	-	0.01	-	-	-	-	-	-	-	-	-	-	2,050			
2,100	0.00	0.00	0.00	-	1,057.00	-	-	-	-	-	-	-	-	-	-	0.00	0.00	0.00	-	0.01	-	-	-	-	-	-	-	-	-	-	2,100			
2,150	0.00	0.00	0.00	-	1,007.00	-	-	-	-	-	-	-	-	-	-	0.00	0.00	0.00	-	0.01	-	-	-	-	-	-	-	-	-	-	2,150			
2,200	0.00	0.00	0.00	-	957.00	-	-	-	-	-	-	-	-	-	-	0.00	0.00	0.00	-	0.01	-	-	-	-	-	-	-	-	-	-	2,200			
2,250	0.00	0.00	0.00	-	907.00	-	-	-	-	-	-	-	-	-	-	0.00	0.00	0.00	-	0.01	-	-	-	-	-	-	-	-	-	-	2,250			
2,300	0.00	0.00	0.00	-	857.00	-	-	-	-	-	-	-	-	-	-	0.00	0.00	0.00	-	0.01	-	-	-	-	-	-	-	-	-	-	2,300			
2,350	0.00	0.00	0.00	-	807.00	-	-	-	-	-	-	-	-	-	-	0.00	0.00	0.00	-	0.01	-	-	-	-	-	-	-	-	-	-	2,350			
2,400	0.00	0.00	0.00	-	757.00	-	-	-	-	-	-	-	-	-	-	0.00	0.00	0.00	-	0.02	-	-	-	-	-	-	-	-	-	-	2,400			
2,450	0.00	0.00	0.00	-	707.00	-	-	-	-	-	-	-	-	-	-	0.00	0.00	0.00	-	0.01	-	-	-	-	-	-	-	-	-	-	2,450			
2,500	0.00	0.00	0.00	-	657.00	-	-	-	-	-	-	-	-	-	-	0.00	0.00	0.00	-	0.01	-	-	-	-	-	-	-	-	-	-	2,500			
2,550	0.00	0.00	0.00	-	608.00	-	-	-	-	-	-	-	-	-	-	0.00	0.00	0.00	-	0.01	-	-	-	-	-	-	-	-	-	-	2,550			
2,600	0.00	0.00	0.00	-	558.00	-	-	-	-	-	-	-	-	-	-	0.00	0.00	0.00	-	0.01	-	-	-	-	-	-	-	-	-	-	2,600			
2,650	0.00	0.00	0.00	-	508.00	-	-	-	-	-	-	-	-	-	-	0.00	0.00	0.00	-	0.01	-	-	-	-	-	-	-	-	-	-	2,650			
2,700	0.00	0.00	0.00	-	458.00	-	-	-	-	-	-	-	-	-	-	0.00	0.00	0.00	-	0.01	-	-	-	-	-	-	-	-	-	-	2,700			
2,750	0.00	0.00	0.00	-	408.00	-	-	-	-	-	-	-	-	-	-	0.00	0.00	0.00	-	0.03	-	-	-	-	-	-	-	-	-	-	2,750			
2,800	0.00	0.00	0.00	-	358.00	-	-	0.00	0.00	0.00	-	371.00	-	-	-	0.00	0.00	0.00	-	0.11	-	-	0.00	0.00	0.00	-	5.30	-	-	-	2,800			
2,850	0.00	0.00	0.00	-	308.00	-	-	0.00	0.00	0.00	-	325.00	-	-	-	0.00	0.00	0.00	-	0.41	-	50	0.00	0.00	0.00	-	9.00	-	-	-	2,850			
2,900	0.00	0.00	0.00	-	259.00	-	-	0.00	0.00	0.00	-	281.00	-	-	-	0.00	0.00	0.00	-	1.30	-	20	0.00	0.00	0.00	-	14.50	-	-	-	2,900			
2,950	0.00	0.00	0.00	-	211.00	-	-	0.00	0.00	0.00	-	239.00	-	-	-	0.00	0.00	0.00	-	3.40	-	20	0.00	0.00	0.00	-	22.50	-	-	-	2,950			
3,000	0.00	0.00	0.00	-	166.00	-	50	0.00	0.00	0.00	-	200.00	-	-	-	15.00	0.00	15.00	23.25	23.25	3	67	0.00	0.00	0.00	-	33.50	-	5	-	3,000			
3,050	0.00	0.00	0.00	-	124.00	-	61	0.00	0.00	0.00	-	164.00	-	80	-	24.00	0.00	24.00	29.75	29.75	11	94	0.00	0.00	0.00	-	48.00	-	35	-	3,050			
3,100	54.50	54.50	45.00	45.00	45.00	45	49	0.00	0.00	0.00	-	133.00	-	80	-	41.00	54.50	41.00	61.00	61.00	25	75	0.00	0.00	0.00	-	66.00	-	21	-	3,100			
3,150	32.75	33.00	29.50	29.75	29.75	71	66	0.00	0.00	0.00	-	105.00	-	120	-	57.00	33.00	57.00	65.00	65.00	10	57	114.00	114.00	114.00	114.00	114.00	20	41	-	3,150			
3,200	35.00	35.00	12.00	12.00	12.00	5	43	56.00	56.00	48.00	48.00	48.00	2	40	-	109.00	35.00	109.00	109.00	109.00	1	81	0.00	0.00	0.00	-	115.00	-	40	-	3,200			
3,250	0.00	0.00	0.00	-	21.50	-	129	49.25	49.25	49.25	49.25	49.25	1	21	-	0.00	0.00	0.00	-	113.00	-	40	0.00	0.00	0.00	-	145.00	-	220	-	3,250			
3,300	0.00	0.00	0.00	-	11.50	-	-	0.00	0.00	0.00	-	46.25	-	20	-	0.00	0.00	0.00	-	153.00	-	22	0.00	0.00	0.00	-	179.00	-	40	-	3,300			

FTSE/Athex Large Cap

(Trade Unit: 1 Index Point x 2€ - Exercise Style: European, Cash Settlement)

Call Options																Put Options																			
September 2023								October 2023								Other Months				September 2023								October 2023				Other Months			
Exercise Price	Open price	Price max	Price min	Last price	Closing price	Volume	Open Interest	Open price	Price max	Price min	Last price	Closing price	Volume	Open Interest	Volume	Open Interest	Open price	Price max	Price min	Last price	Closing price	Volume	Open Interest	Open price	Price max	Price min	Last price	Closing price	Volume	Open Interest	Volume	Open Interest	Exercise Price		
3,350	0.00	0.00	0.00	-	5.80	-	-	0.00	0.00	0.00	-	33.75	-	-			0.00	0.00	0.00	-	198.00	-	-	0.00	0.00	0.00	-	217.00	-	-			3,350		
3,400	0.00	0.00	0.00	-	2.70	-	-	0.00	0.00	0.00	-	24.25	-	-			0.00	0.00	0.00	-	244.00	-	-	0.00	0.00	0.00	-	257.00	-	-			3,400		
3,450	0.00	0.00	0.00	-	1.10	-	-	0.00	0.00	0.00	-	17.00	-	-			0.00	0.00	0.00	-	293.00	-	-	0.00	0.00	0.00	-	299.00	-	-			3,450		
3,500	0.00	0.00	0.00	-	0.45	-	-	0.00	0.00	0.00	-	11.50	-	-			0.00	0.00	0.00	-	342.00	-	-	0.00	0.00	0.00	-	344.00	-	-			3,500		
Totals:						121	398							3	361	0	0							50	526					20	402	0	0		
Number of Trades:						14								3						13								1		0					

ALPHA SERVICES HOLD (CR)

(Contract Size: 100 Securities, Exercise Style: American, Physical Delivery)

Call Options														Put Options																			
September 2023							October 2023							Other Months		September 2023							October 2023							Other Months		Exercise Price	
Open price	Price max	Price min	Last price	Closing price	Volume	Open Interest	Open price	Price max	Price min	Last price	Closing price	Volume	Open Interest	Volume	Open Interest	Open price	Price max	Price min	Last price	Closing price	Volume	Open Interest	Open price	Price max	Price min	Last price	Closing price	Volume	Open Interest	Volume	Open Interest		
0.550	0.000	0.000	0.000	0.960	-	-						-	-			0.000	0.000	0.000	0.002	-	-						-	-			0.006		
0.600	0.000	0.000	0.000	0.910	-	-						-	-			0.000	0.000	0.000	0.001	-	-						-	-			0.006		
0.650	0.000	0.000	0.000	0.861	-	-						-	-			0.000	0.000	0.000	0.001	-	-						-	-			0.007		
0.700	0.000	0.000	0.000	0.811	-	-						-	-			0.000	0.000	0.000	0.001	-	-						-	-			0.007		
0.750	0.000	0.000	0.000	0.761	-	-						-	-			0.000	0.000	0.000	0.002	-	-						-	-			0.008		
0.800	0.000	0.000	0.000	0.711	-	-						-	-			0.000	0.000	0.000	0.001	-	-						-	-			0.008		
0.850	0.000	0.000	0.000	0.661	-	-						-	-			0.000	0.000	0.000	0.001	-	-						-	-			0.009		
0.900	0.000	0.000	0.000	0.611	-	-						-	-			0.000	0.000	0.000	0.002	-	-						-	-			0.009		
0.950	0.000	0.000	0.000	0.561	-	-	0.000	0.000	0.000		0.563	-	-			0.000	0.000	0.000	0.004	-	-	0.000	0.000	0.000	0.001	-	-			0.010			
1.000	0.000	0.000	0.000	0.511	-	-	0.000	0.000	0.000		0.513	-	-			0.000	0.000	0.000	0.001	-	-	0.000	0.000	0.000	0.002	-	-			0.010			
1.100	0.000	0.000	0.000	0.411	-	-	0.000	0.000	0.000		0.414	-	-			0.000	0.000	0.000	0.001	-	-	0.000	0.000	0.000	0.001	-	-			0.011			
1.200	0.000	0.000	0.000	0.311	-	-	0.000	0.000	0.000		0.317	-	-			0.000	0.000	0.000	0.001	-	-	0.000	0.000	0.000	0.003	-	-			0.012			
1.300	0.000	0.000	0.000	0.216	-	-	0.000	0.000	0.000		0.226	-	-			0.000	0.000	0.000	0.005	-	-	0.000	0.000	0.000	0.013	-	-			0.013			
1.400	0.000	0.000	0.000	0.131	-	-	0.000	0.000	0.000		0.149	-	-			0.000	0.000	0.000	0.020	-	-	0.000	0.000	0.000	0.035	-	-			0.014			
1.500	0.000	0.000	0.000	0.068	-	14	0.000	0.000	0.000		0.089	-	-			0.000	0.000	0.000	0.056	-	-	0.000	0.000	0.000	0.076	-	-			0.015			
1.600	0.000	0.000	0.000	0.029	-	-	0.000	0.000	0.000		0.049	-	-			0.000	0.000	0.000	0.118	-	-	0.000	0.000	0.000	0.135	-	-			0.016			
1.700	0.000	0.000	0.000	0.010	-	-	0.000	0.000	0.000		0.024	-	-			0.000	0.000	0.000	0.199	-	-	0.000	0.000	0.000	0.210	-	-			0.017			
1.800	0.000	0.000	0.000	0.003	-	-	0.000	0.000	0.000		0.011	-	-			0.000	0.000	0.000	0.292	-	-	0.000	0.000	0.000	0.298	-	-			0.018			
1.900	0.000	0.000	0.000	0.001	-	-	0.000	0.000	0.000		0.005	-	-			0.000	0.000	0.000	0.390	-	-	0.000	0.000	0.000	0.392	-	-			0.019			
2.000	0.000	0.000	0.000	0.001	-	-	0.000	0.000	0.000		0.002	-	-			0.000	0.000	0.000	0.490	-	-	0.000	0.000	0.000	0.490	-	-			0.020			
2.200	0.000	0.000	0.000	0.001	-	-	0.000	0.000	0.000		0.001	-	-			0.000	0.000	0.000	0.690	-	-	0.000	0.000	0.000	0.690	-	-			0.022			
2.400	0.000	0.000	0.000	0.001	-	-	0.000	0.000	0.000		0.002	-	-			0.000	0.000	0.000	0.890	-	-	0.000	0.000	0.000	0.890	-	-			0.024			
Totals:					0	14						0	0	0	0							0	0							0	0	0	0
Number of Trades:					0							0		0								0.00								0		0	

NATIONAL BANK (CR)

(Contract Size: 100 Securities, Exercise Style: American, Physical Delivery)

Call Options														Put Options																		
September 2023							October 2023							Other Months		September 2023							October 2023							Other Months		Exercise Price
Open price	Price max	Price min	Last price	Closing price	Volume	Open Interest	Open price	Price max	Price min	Last price	Closing price	Volume	Open Interest	Volume	Open Interest	Open price	Price max	Price min	Last price	Closing price	Volume	Open Interest	Open price	Price max	Price min	Last price	Closing price	Volume	Open Interest	Volume	Open Interest	
2.000	0.000	0.000	0.000	4.10	-	-						-	-			0.000	0.000	0.000	0.001	-	-						-	-			0.020	
2.200	0.000	0.000	0.000	3.90	-	-						-	-			0.000	0.000	0.000	0.001	-	-						-	-			0.022	
2.400	0.000	0.000	0.000	3.70	-	-						-	-			0.000	0.000	0.000	0.001	-	-						-	-			0.024	
2.600	0.000	0.000	0.000	3.50	-	-						-	-			0.000	0.000	0.000	0.001	-	-						-	-			0.026	
2.800	0.000	0.000	0.000	3.30	-	-						-	-			0.000	0.000	0.000	0.001	-	-						-	-			0.028	
3.000	0.000	0.000	0.000	3.10	-	-						-	-			0.000	0.000	0.000	0.001	-	-						-	-			0.030	
3.200	0.000	0.000	0.000	2.90	-	-						-	-			0.000	0.000	0.000	0.001	-	-						-	-			0.032	
3.400	0.000	0.000	0.000	2.70	-	-						-	-			0.000	0.000	0.000	0.001	-	-						-	-			0.034	
3.600	0.000	0.000	0.000	2.50	-	-						-	-			0.000	0.000	0.000	0.001	-	-						-	-			0.036	
3.800	0.000	0.000	0.000	2.30	-	-						-	-			0.000	0.000	0.000	0.001	-	-						-	-			0.038	
4.000	0.000	0.000	0.000	2.10	-	-	0.000	0.000	0.000		2.11	-	-			0.000	0.000	0.000	0.001	-	-	0.000	0.000	0.000		0.001	-	-			0.040	
4.400	0.000	0.000	0.000	1.70	-	-	0.000	0.000	0.000		1.71	-	-			0.000	0.000	0.000	0.001	-	-	0.000	0.000	0.000		0.003	-	-			0.044	
4.800	0.000	0.000	0.000	1.30	-	-	0.000	0.000	0.000		1.33	-	-			0.000	0.000	0.000	0.002	-	-	0.000	0.000	0.000		0.016	-	-			0.048	
5.200	0.000	0.000	0.000	0.907	-	-	0.000	0.000	0.000		0.969	-	-			0.000	0.000	0.000	0.003	-	-	0.000	0.000	0.000		0.055	-	-			0.052	
5.600	0.000	0.000	0.000	0.532	-	-	0.000	0.000	0.000		0.657	-	-			0.000	0.000	0.000	0.028	-	-	0.000	0.000	0.000		0.142	-	-			0.056	
6.000	0.000	0.000	0.000	0.241	-	-	0.000	0.000	0.000		0.415	-	-			0.000	0.000	0.000	0.137	-	270	0.000	0.000	0.000		0.299	-	-			0.060	
6.400	0.000	0.000	0.000	0.078	-	4	0.000	0.000	0.000		0.239	-	-			0.000	0.000	0.000	0.374	-	-	0.000	0.000	0.000		0.524	-	-			0.064	
6.800	0.000	0.000	0.000	0.017	-	-	0.000	0.000	0.000		0.129	-	-			0.000	0.000	0.000	0.713	-	-	0.000	0.000	0.000		0.814	-	-			0.068	
7.200	0.000	0.000	0.000	0.003	-	-	0.000	0.000	0.000		0.063	-	-			0.000	0.000	0.000	1.10	-	-	0.000	0.000	0.000		1.15	-	-			0.072	
7.600	0.000	0.000	0.000	0.001	-	-	0.000	0.000	0.000		0.030	-	-			0.000	0.000	0.000	1.50	-	-	0.000	0.000	0.000		1.52	-	-			0.076	
8.000	0.000	0.000	0.000	0.001	-	-	0.000	0.000	0.000		0.013	-	-			0.000	0.000	0.000	1.90	-	-	0.000	0.000	0.000		1.90	-	-			0.080	
8.400	0.000	0.000	0.000	0.001	-	-	0.000	0.000	0.000		0.005	-	-			0.000	0.000	0.000	2.30	-	-	0.000	0.000	0.000		2.30	-	-			0.084	
Totals:					0	4						0	0	0	0	0	0	270				0	0	0	0	0	0	0	0	50		
Number of Trades:					0							0	0	0	0	0	0.00				0	0	0	0	0	0	0	0	0	0		

OPAP (CR)

(Contract Size: 100 Securities, Exercise Style: American, Physical Delivery)

Exercise Price	Call Options														Put Options																		
	September 2023							October 2023							Other Months		September 2023							October 2023							Other Months		Exercise Price
	Open price	Price max	Price min	Last price	Closing price	Volume	Open Interest	Open price	Price max	Price min	Last price	Closing price	Volume	Open Interest	Volume	Open Interest	Open price	Price max	Price min	Last price	Closing price	Volume	Open Interest	Open price	Price max	Price min	Last price	Closing price	Volume	Open Interest	Volume	Open Interest	
8.800	0.000	0.000	0.000	7.11	-	-										0.000	0.000	0.000	0.001	-	-												
9.200	0.000	0.000	0.000	6.71	-	-										0.000	0.000	0.000	0.001	-	-												0.092
9.600	0.000	0.000	0.000	6.31	-	-										0.000	0.000	0.000	0.001	-	-												0.096
10.000	0.000	0.000	0.000	5.91	-	-	0.000	0.000	0.000		5.93	-	-			0.000	0.000	0.000	0.002	-	-		0.000	0.000	0.000	0.001	-	-					0.100
11.000	0.000	0.000	0.000	4.91	-	-	0.000	0.000	0.000		4.93	-	-			0.000	0.000	0.000	0.001	-	-		0.000	0.000	0.000	0.001	-	-					0.110
12.000	0.000	0.000	0.000	3.91	-	-	0.000	0.000	0.000		3.93	-	-			0.000	0.000	0.000	0.001	-	-		0.000	0.000	0.000	0.003	-	-					0.120
13.000	0.000	0.000	0.000	2.91	-	-	0.000	0.000	0.000		2.94	-	-			0.000	0.000	0.000	0.001	-	-		0.000	0.000	0.000	0.003	-	-					0.130
14.000	0.000	0.000	0.000	1.91	-	-	0.000	0.000	0.000		1.97	-	-			0.000	0.000	0.000	0.001	-	10		0.000	0.000	0.000	0.034	-	-					0.140
15.000	0.000	0.000	0.000	0.937	-	-	0.000	0.000	0.000		1.12	-	10			0.000	0.000	0.000	0.026	-	20		0.000	0.000	0.000	0.182	-	-					0.150
16.000	0.000	0.000	0.000	0.233	-	12	0.000	0.000	0.000		0.510	-	64			0.000	0.000	0.000	0.321	-	-		0.000	0.000	0.000	0.570	-	-					0.160
17.000	0.000	0.000	0.000	0.019	-	10	0.000	0.000	0.000		0.179	-	5			0.000	0.000	0.000	1.11	-	-		0.000	0.000	0.000	1.24	-	-					0.170
18.000	0.000	0.000	0.000	0.001	-	5	0.000	0.000	0.000		0.048	-	-			0.000	0.000	0.000	2.10	-	-		0.000	0.000	0.000	2.12	-	-					0.180
19.000	0.000	0.000	0.000	0.001	-	-	0.000	0.000	0.000		0.010	-	-			0.000	0.000	0.000	3.10	-	-		0.000	0.000	0.000	3.10	-	-					0.190
20.000	0.000	0.000	0.000	0.001	-	-	0.000	0.000	0.000		0.002	-	-			0.000	0.000	0.000	4.10	-	-		0.000	0.000	0.000	4.10	-	-					0.200
22.000	0.000	0.000	0.000	0.001	-	-	0.000	0.000	0.000		0.001	-	-			0.000	0.000	0.000	6.10	-	-		0.000	0.000	0.000	6.10	-	-					0.220
24.000	0.000	0.000	0.000	0.002	-	-										0.000	0.000	0.000	8.10	-	-												0.240
Totals:						0	27						0	79	0	0						0	30							0	5	0	0
Number of Trades:							0						0										0.00								0		0

OTE (CR)

(Contract Size: 100 Securities, Exercise Style: American, Physical Delivery)

Exercise Price	Call Options													Put Options																				
	September 2023						October 2023						Other Months		September 2023						October 2023						Other Months		Exercise Price					
	Open price	Price max	Price min	Last price	Closing price	Volume	Open Interest	Open price	Price max	Price min	Last price	Closing price	Volume	Open Interest	Volume	Open Interest	Open price	Price max	Price min	Last price	Closing price	Volume	Open Interest	Open price	Price max	Price min	Last price	Closing price		Volume	Open Interest	Volume	Open Interest	
9.200	0.000	0.000	0.000	4.82	-	-											0.000	0.000	0.000	0.001	-	-												0.092
9.600	0.000	0.000	0.000	4.42	-	-	0.000	0.000	0.000	4.44	-	-					0.000	0.000	0.000	0.001	-	-	0.000	0.000	0.000	0.001	-	-					0.096	
10.000	0.000	0.000	0.000	4.02	-	-	0.000	0.000	0.000	4.04	-	-					0.000	0.000	0.000	0.001	-	-	0.000	0.000	0.000	0.001	-	-					0.100	
11.000	0.000	0.000	0.000	3.02	-	-	0.000	0.000	0.000	3.04	-	-					0.000	0.000	0.000	0.001	-	-	0.000	0.000	0.000	0.001	-	-					0.110	
12.000	0.000	0.000	0.000	2.02	-	-	0.000	0.000	0.000	2.06	-	-					0.000	0.000	0.000	0.001	-	-	0.000	0.000	0.000	0.017	-	-					0.120	
13.000	0.000	0.000	0.000	1.03	-	-	0.000	0.000	0.000	1.17	-	-					0.000	0.000	0.000	0.012	-	-	0.000	0.000	0.000	0.124	-	-					0.130	
14.000	0.000	0.000	0.000	0.263	-	-	0.000	0.000	0.000	0.517	-	-					0.000	0.000	0.000	0.242	-	-	0.000	0.000	0.000	0.471	-	-					0.140	
15.000	0.000	0.000	0.000	0.020	-	10	0.000	0.000	0.000	0.172	-	60					0.983	0.983	0.983	0.983	0.983	10	5	0.000	0.000	0.000	1.13	-	-					0.150
16.000	0.000	0.000	0.000	0.001	-	-	0.000	0.000	0.000	0.042	-	-					0.000	0.000	0.000	1.99	-	-	0.000	0.000	0.000	2.01	-	-					0.160	
17.000	0.000	0.000	0.000	0.001	-	-	0.000	0.000	0.000	0.007	-	-					0.000	0.000	0.000	2.99	-	-	0.000	0.000	0.000	2.99	-	-					0.170	
18.000	0.000	0.000	0.000	0.001	-	-	0.000	0.000	0.000	0.001	-	-					0.000	0.000	0.000	3.99	-	-	0.000	0.000	0.000	3.99	-	-					0.180	
19.000	0.000	0.000	0.000	0.001	-	-	0.000	0.000	0.000	0.001	-	-					0.000	0.000	0.000	4.99	-	-	0.000	0.000	0.000	4.99	-	-					0.190	
20.000	0.000	0.000	0.000	0.001	-	-					-	-					0.000	0.000	0.000	5.99	-	-					-	-					0.200	
22.000	0.000	0.000	0.000	0.001	-	-					-	-					0.000	0.000	0.000	7.99	-	-					-	-					0.220	
Totals:						0	10					0	60	0	0							0	5					0	0	0	0			
Number of Trades:						0						0		0								2.00						0		0				

PIRAEUS FINANCIAL HOLD (CR)

(Contract Size: 100 Securities, Exercise Style: American, Physical Delivery)

Call Options														Put Options																			
September 2023							October 2023							Other Months		September 2023							October 2023							Other Months		Exercise Price	
Open price	Price max	Price min	Last price	Closing price	Volume	Open Interest	Open price	Price max	Price min	Last price	Closing price	Volume	Open Interest	Volume	Open Interest	Open price	Price max	Price min	Last price	Closing price	Volume	Open Interest	Open price	Price max	Price min	Last price	Closing price	Volume	Open Interest	Volume	Open Interest		
0.750	0.000	0.000	0.000	2.38	-	-										0.000	0.000	0.000	0.001	-	-											0.008	
0.800	0.000	0.000	0.000	2.33	-	-										0.000	0.000	0.000	0.001	-	-											0.008	
0.850	0.000	0.000	0.000	2.28	-	-										0.000	0.000	0.000	0.001	-	-											0.009	
0.900	0.000	0.000	0.000	2.23	-	-										0.000	0.000	0.000	0.001	-	-											0.009	
0.950	0.000	0.000	0.000	2.18	-	-										0.000	0.000	0.000	0.002	-	-											0.010	
1.000	0.000	0.000	0.000	2.13	-	-										0.000	0.000	0.000	0.001	-	-											0.010	
1.100	0.000	0.000	0.000	2.03	-	-										0.000	0.000	0.000	0.002	-	-											0.011	
1.200	0.000	0.000	0.000	1.93	-	-										0.000	0.000	0.000	0.004	-	-											0.012	
1.300	0.000	0.000	0.000	1.83	-	-										0.000	0.000	0.000	0.001	-	-											0.013	
1.400	0.000	0.000	0.000	1.73	-	-										0.000	0.000	0.000	0.001	-	-											0.014	
1.500	0.000	0.000	0.000	1.63	-	-										0.000	0.000	0.000	0.001	-	-											0.015	
1.600	0.000	0.000	0.000	1.53	-	-										0.000	0.000	0.000	0.001	-	-											0.016	
1.700	0.000	0.000	0.000	1.43	-	-										0.000	0.000	0.000	0.001	-	-											0.017	
1.800	0.000	0.000	0.000	1.33	-	-										0.000	0.000	0.000	0.001	-	-											0.018	
1.900	0.000	0.000	0.000	1.23	-	-										0.000	0.000	0.000	0.001	-	-											0.019	
2.000	0.000	0.000	0.000	1.13	-	-										0.000	0.000	0.000	0.001	-	-											0.020	
2.200	0.000	0.000	0.000	0.932	-	-	0.000	0.000	0.000		0.936	-	-			0.000	0.000	0.000	0.001	-	-	0.000	0.000	0.000		0.001	-	-			0.022		
2.400	0.000	0.000	0.000	0.732	-	-	0.000	0.000	0.000		0.740	-	-			0.000	0.000	0.000	0.001	-	-	0.000	0.000	0.000		0.003	-	-			0.024		
2.600	0.000	0.000	0.000	0.532	-	-	0.000	0.000	0.000		0.552	-	-			0.000	0.000	0.000	0.001	-	-	0.000	0.000	0.000		0.015	-	-			0.026		
2.800	0.000	0.000	0.000	0.339	-	-	0.000	0.000	0.000		0.383	-	-			0.000	0.000	0.000	0.006	-	-	0.000	0.000	0.000		0.046	-	-			0.028		
3.000	0.000	0.000	0.000	0.172	-	-	0.000	0.000	0.000		0.245	-	-			0.000	0.000	0.000	0.040	-	-	0.000	0.000	0.000		0.107	-	-			0.030		
3.200	0.000	0.000	0.000	0.064	-	-	0.000	0.000	0.000		0.145	-	-			0.000	0.000	0.000	0.132	-	-	0.000	0.000	0.000		0.207	-	-			0.032		
3.400	0.000	0.000	0.000	0.017	-	4	0.000	0.000	0.000		0.077	-	4			0.000	0.000	0.000	0.285	-	-	0.000	0.000	0.000		0.339	-	-			0.034		
3.600	0.000	0.000	0.000	0.003	-	-	0.000	0.000	0.000		0.039	-	-			0.000	0.000	0.000	0.472	-	-	0.000	0.000	0.000		0.501	-	-			0.036		
3.800	0.000	0.000	0.000	0.001	-	-	0.000	0.000	0.000		0.017	-	-			0.000	0.000	0.000	0.670	-	-	0.000	0.000	0.000		0.681	-	-			0.038		
4.000	0.000	0.000	0.000	0.001	-	-	0.000	0.000	0.000		0.007	-	-			0.000	0.000	0.000	0.870	-	-	0.000	0.000	0.000		0.872	-	-			0.040		
4.400	0.000	0.000	0.000	0.001	-	-	0.000	0.000	0.000		0.001	-	-			0.000	0.000	0.000	1.27	-	-	0.000	0.000	0.000		1.27	-	-			0.044		
4.800	0.000	0.000	0.000	0.001	-	-	0.000	0.000	0.000		0.004	-	-			0.000	0.000	0.000	1.67	-	-	0.000	0.000	0.000		1.67	-	-			0.048		
5.200	0.000	0.000	0.000	0.001	-	-	0.000	0.000	0.000		0.001	-	-			0.000	0.000	0.000	2.07	-	-	0.000	0.000	0.000		2.07	-	-			0.052		
Totals:					0	4						0	4	0	0							0	0							0	0	0	0
Number of Trades:					0							0		0									0.00							0		0	

PPC (CR)

(Contract Size: 100 Securities, Exercise Style: American, Physical Delivery)

Call Options														Put Options																		
September 2023							October 2023							Other Months		September 2023							October 2023							Other Months		Exercise Price
Open price	Price max	Price min	Last price	Closing price	Volume	Open Interest	Open price	Price max	Price min	Last price	Closing price	Volume	Open Interest	Volume	Open Interest	Open price	Price max	Price min	Last price	Closing price	Volume	Open Interest	Open price	Price max	Price min	Last price	Closing price	Volume	Open Interest	Volume	Open Interest	
3.600	0.000	0.000	0.000	6.51	-	-										0.000	0.000	0.000	0.001	-	-											0.036
3.800	0.000	0.000	0.000	6.31	-	-										0.000	0.000	0.000	0.001	-	-											0.038
4.000	0.000	0.000	0.000	6.11	-	-										0.000	0.000	0.000	0.001	-	-											0.040
4.400	0.000	0.000	0.000	5.71	-	-										0.000	0.000	0.000	0.005	-	-											0.044
4.800	0.000	0.000	0.000	5.31	-	-										0.000	0.000	0.000	0.001	-	-											0.048
5.200	0.000	0.000	0.000	4.91	-	-										0.000	0.000	0.000	0.001	-	-											0.052
5.600	0.000	0.000	0.000	4.51	-	-										0.000	0.000	0.000	0.001	-	-											0.056
6.000	0.000	0.000	0.000	4.11	-	-										0.000	0.000	0.000	0.001	-	-											0.060
6.400	0.000	0.000	0.000	3.71	-	-										0.000	0.000	0.000	0.001	-	-											0.064
6.800	0.000	0.000	0.000	3.32	-	-										0.000	0.000	0.000	0.001	-	-											0.068
7.200	0.000	0.000	0.000	2.92	-	-										0.000	0.000	0.000	0.001	-	-											0.072
7.600	0.000	0.000	0.000	2.52	-	-	0.000	0.000	0.000		2.54	-	-			0.000	0.000	0.000	0.001	-	-	0.000	0.000	0.000		0.010	-	-			0.076	
8.000	0.000	0.000	0.000	2.12	-	-	0.000	0.000	0.000		2.16	-	-			0.000	0.000	0.000	0.001	-	-	0.000	0.000	0.000		0.027	-	-			0.080	
8.400	0.000	0.000	0.000	1.72	-	-	0.000	0.000	0.000		1.79	-	-			0.000	0.000	0.000	0.001	-	-	0.000	0.000	0.000		0.060	-	-			0.084	
8.800	0.000	0.000	0.000	1.33	-	-	0.000	0.000	0.000		1.45	-	-			0.000	0.000	0.000	0.008	-	-	0.000	0.000	0.000		0.117	-	-			0.088	
9.200	0.000	0.000	0.000	0.952	-	-	0.000	0.000	0.000		1.14	-	-			0.000	0.000	0.000	0.035	-	-	0.000	0.000	0.000		0.207	-	-			0.092	
9.600	0.000	0.000	0.000	0.622	-	60	0.000	0.000	0.000		0.873	-	20			0.000	0.000	0.000	0.105	-	52	0.341	0.341	0.341	0.341	0.341	5	49			0.096	
10.000	0.000	0.000	0.000	0.363	-	45	0.000	0.000	0.000		0.648	-	5			0.000	0.000	0.000	0.246	-	50	0.000	0.000	0.000		0.512	-	-			0.100	
11.000	0.000	0.000	0.000	0.050	-	12	0.177	0.177	0.177	0.177	0.177	5	54			0.000	0.000	0.000	0.934	-	-	0.000	0.000	0.000		1.13	-	-			0.110	
12.000	0.000	0.000	0.000	0.003	-	21	0.000	0.000	0.000		0.093	-	-			0.000	0.000	0.000	1.89	-	-	0.000	0.000	0.000		1.96	-	-			0.120	
13.000	0.000	0.000	0.000	0.001	-	-	0.000	0.000	0.000		0.027	-	-			0.000	0.000	0.000	2.89	-	-	0.000	0.000	0.000		2.90	-	-			0.130	
14.000	0.000	0.000	0.000	0.001	-	-	0.000	0.000	0.000		0.007	-	-			0.000	0.000	0.000	3.89	-	-	0.000	0.000	0.000		3.89	-	-			0.140	
15.000	0.000	0.000	0.000	0.001	-	-	0.000	0.000	0.000		0.002	-	-			0.000	0.000	0.000	4.89	-	-	0.000	0.000	0.000		4.89	-	-			0.150	
16.000	0.000	0.000	0.000	0.001	-	-	0.000	0.000	0.000		0.001	-	-			0.000	0.000	0.000	5.89	-	-	0.000	0.000	0.000		5.89	-	-			0.160	
Totals:					0	138						5	79	0	0							0	102					5	176	0	0	
Number of Trades:					0							1		0								0.00					1		0			

Lending Products	Underlying Title	Multilateral Transactions[1]					Bilateral Transactions[2]		Stock Borrowing through OTC (volume)[3]	
		Open Interest[5]	Volume(Offered)	Average Weighted	Transactions volume	Average Weighted	Transactions Volume	Average Weighted	Transactions Volume	
ADMIEBOR	ADMIE (IPTO) HOLDING S.A. (CR)	---	---	---	---	---	---	---	672,003	
AEGNBOR	AEGEAN AIRLINES (CR)	---	---	---	---	---	---	---	167,632	
ALPHABOR	ALPHA SERVICES HOLD (CR)	200	---	---	---	---	---	---	59,116,745	
OTOELBOR	AUTOHELLAS SA (CR)	1,050	---	---	---	---	---	---	143,747	
AVAXBOR	AVAX S.A. (CR)	---	---	---	---	---	---	---	---	
EEEBOR	CC HBC AG (CR)	3,039	---	---	---	---	---	---	49,268	
CENERBOR	CENERGY HOLDINGS (CB)	7,790	---	---	10,000	8.29%	---	---	19,812	
ELLAKTORBOR	ELLAKTOR (CR)	7,181	---	---	---	---	---	---	52,915	
ELHABOR	ELVALHALCOR (CR)	12,538	---	---	250	6.62%	---	---	64,887	
EUROBBOR	EUROBANK HOLDINGS (CR)	15,000	---	---	---	---	---	---	34,133,884	
EYDAPBOR	EYDAP S.A. (CR)	7,845	---	---	---	---	---	---	257,600	
FFGRPBOR	FOLLI FOLLIE (CR)	---	---	---	---	---	---	---	886,279	
FOYRKBOR	FOURLIS (CR)	---	---	---	---	---	---	---	11,345	
GEKTERNABOR	GEK TERNA (CR)	---	---	---	---	---	---	---	3,698	
SARBOR	GR. SARANTIS S.A. (CR)	1,946	---	---	---	---	---	---	64,258	
EXAEBOR	HELLENIC EXCHANGES-A.S.E. (CR)	4,000	---	---	---	---	---	---	184,541	
ELPEBOR	HELLENIQ ENERGY (CR)	---	---	---	---	---	---	---	378,098	
INTRKBOR	INTRACOM HOLDINGS (CR)	---	---	---	---	---	---	---	---	
INKATBOR	INTRAKAT (CR)	---	---	---	---	---	---	---	---	
BELABOR	JUMBO SA (CR)	19,378	---	---	---	---	---	---	176,495	
LAMDABOR	LAMDA DEVELOPMENT SA (CR)	400	---	---	---	---	---	---	556,495	
MIGBOR	MIG (CR)	1,522	---	---	---	---	---	---	40,179	
MOHBOR	MOTOR OIL (CR)	19,581	---	---	75,453	8.76%	---	---	715,009	
MYTILBOR	MYTILINEOS (CR)	19,602	---	---	---	---	---	---	126,760	
ETEBOR	NATIONAL BANK (CR)	541	---	---	---	---	---	---	9,141,038	
OPAPBOR	OPAP (CR)	2,000	---	---	---	---	---	---	1,565,092	
HTOBOR	OTE (CR)	1,000	---	---	---	---	---	---	2,291,687	
PPABOR	P.P.A. S.A. (CR)	---	---	---	---	---	---	---	83,287	
TPEIRBOR	PIRAEUS FINANCIAL HOLD (CR)	5,000	---	---	---	---	---	---	4,874,175	
PPCBOR	PPC (CR)	3,000	---	---	---	---	---	---	1,617,253	
QUALBOR	QUALITY & RELIABILITY SA (CR)	---	---	---	---	---	---	---	---	

Stock Lending Notes

[1] - Multilateral contracts Lending or Borrowing as per Methods 8-1, 8-2 and 8-3-3 (According to ATHEX BoD Resolution No.17)

[2] - Bilateral Contracts Lending or Borrowing as per Methods 8-3-1 and 8-3-2 (According to ATHEX BoD Resolution No.20)

[3] - The information concerning OTC Stock Borrowing Transactions is based on the statements of the Dematerialised Securities System (DSS) operators involved and refers to volumes that have been registered up until the previous working day.

[4] - Average Price (Volume weighted)

[5] - The Data concerning Open Interest before the start of trading session

Lending Products	Underlying Title	Open Interest[5]	Multilateral Transactions[1]				Bilateral Transactions[2]		Stock Borrowing through OTC (volume)[3]	
			Volume(Offered)	Average Weighted	Transactions volume	Average Weighted	Transactions Volume	Average Weighted	Transactions Volume	Transactions Volume
QUESTBOR	QUEST HOLDINGS (CR)	300	---	---	---	---	---	---	42,105	
TENERGYBOR	TERNA ENERGY (CR)	---	---	---	---	---	---	---	1,977,656	
TITCBOR	TITAN CEMENT (CB)	6,673	---	---	200	4.75%	---	---	303,588	
VIOBOR	VIOHALCO SA/NV (CB)	9,244	---	---	---	---	---	---	---	

Stock Lending Notes

[1] - Multilateral contracts Lending or Borrowing as per Methods 8-1, 8-2 and 8-3-3 (According to ATHEX BoD Resolution No.17)

[2] - Bilateral Contracts Lending or Borrowing as per Methods 8-3-1 and 8-3-2 (According to ATHEX BoD Resolution No.20)

[3] - The information concerning OTC Stock Borrowing Transactions is based on the statements of the Dematerialised Securities System (DSS) operators involved and refers to volumes that have been registered up until the previous working day.

[4] - Average Price (Volume weighted)

[5] - The Data concerning Open Interest before the start of trading session

Sectors codification for listed companies

12003-	ETF	10101010	Computer Services
10101015	Software	10102030	Computer Hardware
15101010	Telecommunications Equipment	15102015	Telecommunications Services
20101010	Health Care Facilities	20101025	Health Care Services
20102010	Medical Equipment	20103015	Pharmaceuticals
30101010	Banks	30202000	Diversified Financial Services
30202010	Asset Managers & Custodians	30202015	Investment Services
30204000	Closed End Investments	30302010	Full Line Insurance
30302015	Insurance Brokers	30302025	Property and Casualty Insurance
35101010	Real Estate Holding and Development	35101015	Real Estate Services
35102000	Diversified REITs	35102030	Office REITs
40201040	Rental & Leasing Services: Consumer	40202010	Home Construction
40202015	Household Furnishings	40202020	Household Appliance
40203040	Electronic Entertainment	40203045	Toys
40204020	Clothing & Accessories	40301010	Entertainment
40301030	Publishing	40301035	Radio & TV Broadcasters
40401010	Diversified Retailers	40401020	Apparel Retailers
40401025	Home Improvement Retailers	40401030	Specialty Retailers
40501010	Airlines	40501015	Travel & Tourism
40501020	Casinos & Gambling	40501025	Hotels & Motels
45101015	Distillers & Vintners	45101020	Soft Drinks
45102010	Farming Fishing Ranching & Plantations	45102020	Food Products
45103010	Tobacco	45201010	Food Retailers & Wholesalers
45201020	Personal Products	50101010	Construction
50101020	Building Roof/Wallboard and Plumbing	50101030	Cement
50101035	Building Materials: Other	50202010	Electrical Components
50203000	Diversified Industrials	50203015	Plastics
50203030	Containers & Packaging	50204000	Machinery: Industrial
50204020	Machinery: Construction & Handling	50205010	Industrial Suppliers
50205020	Back Office Support HR & Consulting	50205030	Forms & Bulk Printing Services
50206015	Commercial Vehicles & Parts	50206030	Marine Transportation
50206060	Transportation Services	55101000	Diversified Materials
55101020	Textile Products	55102000	General Mining
55102010	Iron & Steel	55102015	Metal Fabricating
55102035	Aluminum	60101020	Oil Refining and Marketing
65101010	Alternative Electricity	65101015	Conventional Electricity
65102030	Water		



ATHEX
Athens Stock Exchange

Λεωφ. Αθηνών 110 104 42 Αθήνα
110, Athinon Ave. GR 104 42 Athens
tel. (+30)210-33.66.800, fax (+30)210-33.66.101
www.athexgroup.gr