

23

Εναλλακτική Αγορά Ημερήσιο Δελτίο Συναλλακτικής Δραστηριότητας

Alternative Market
Daily Official List of Trading Activity

Wednesday, 15 November, 2023
Year: 16 Trading Day No: 219



ATHEX
Athens Stock Exchange

Disclaimer:

Hellenic Exchanges – Athens Stock Exchange S.A. (HELEX), endeavors to ensure that the data and other material ("Information") presented on the Daily Official List of the Alternative Market (ena) are accurate and complete, but it is not liable for any errors or omissions of data or /and for the accuracy, credibility, updating and completeness of the aforesaid information nor it has any liability arising directly or indirectly from the use of the above Information.

All contents of the Daily Official List of the Alternative Market (ENA) are provided only for information purposes and do not constitute investment advice or solicitation to invest in securities or other products listed for trading on HELEX.

You acknowledge and agree that HELEX is the owner of any property rights related to any Information appearing on the Daily Official List of the Alternative Market (ENA) including intellectual property rights copyright, trademarks, etc.

The above data are a property of the Hellenic Exchanges – Athens Stock Exchange S.A. and are copyright protected. Users are forbidden to reproduce, modify, copy, sale, transmit or redistribute, by all reproduction means and methods, part or the whole of the above data, without reference to their source.

Hellenic Exchanges - Athens Stock Exchange S.A.

110 Athinon Ave., 10442 Athens, Tel: (210) 33.66.800, Fax: (210) 32.13.938

www.athexgroup.gr

Thessalonica Stock Exchange Center (T.S.E.C)

16-18 Katouni Str., Thessalonica 546 25 Tel: (2310) 567.667, Fax: (2310) 530.545

Athex Members Guarantee Fund

14-16 Fidiou Str., Athens 106 78, Tel: (210) 33.04.682, Fax: (210) 33.04.155

Hellenic Republic Capital Market Commission

1 Kolokotroni Str. & 1 Stadiou Str., Athens 10562 Tel: (210) 33.77.100 Fax: (210) 33.77.173

Table of Contents

Section 1: Trading Session Statistical Data

Summary of Market

Athex Indices

Analytic Figures for Athex Market's Boards and Categories

Section 2: Shares Transactions Data

Shares Transactions Data

Shares' Notes

Section 3: Shares Other Transactions Data

Blocks Data

Rights Data

Section 4: Bonds Transactions Data

Non Convertible Corporate Bonds - Alternative Market

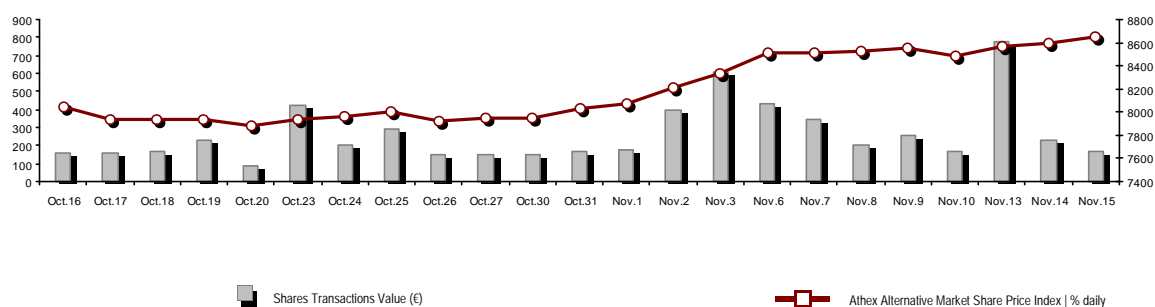
Section codification follows the corresponding from the Greek version of Daily Official List for reference purposes.

Hellenic Exchanges - Athens Stock Exchange S.A.

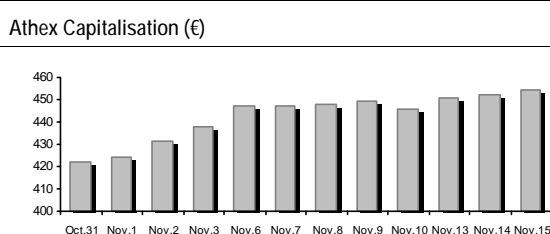
Sales & Business Development Division

Summary of Market

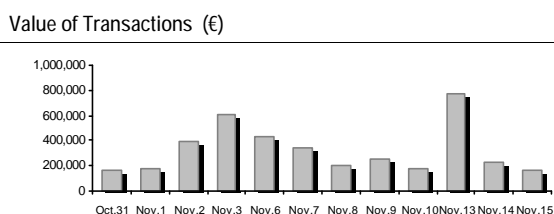
Athex Alternative Market Share Price Index vs Shares Transactions Value



Total Transactions Value (€):	168,802.70	
Athex Capitalisation (€):	454,527,430.10	
Daily change: € %	2,680,581.45	0.59%
Yearly Avg Capitalisation: € % chng prev year Avg	379,444,335.60	54.54%
Athex Alternative Market Share Price Index % daily chng	8,650.40	0.59%
Athex Alternative Market Share Price Index Capitalisation (€)	454,527,430.10	
Daily change (€)	2,680,581.45	

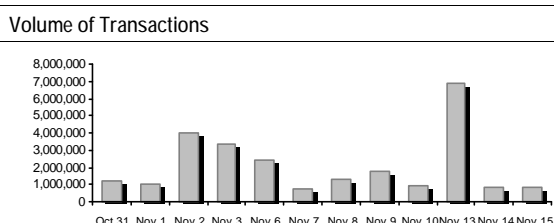


Shares Transactions Value (€)	168,802.70	
Daily change: € %	-64,853.52	-27.76%
YTD Avg Trans. Value: € % chng prev year Avg	544,289.03	33.67%
Blocks of Shares Transactions Value (€)	0.00	



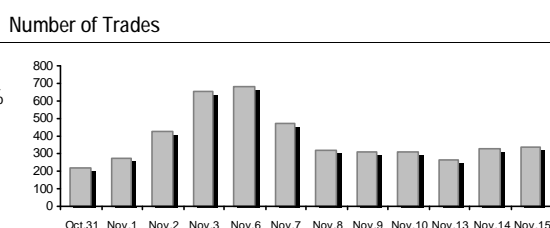
Bonds Transactions Value (thou. €)	0.00
------------------------------------	------

Shares Transactions Volume (pieces)	800,854.00	
Daily change: pieces %	-42,150.00	-5.00%
YTD Avg Volume: pieces % chng prev year Avg	3,482,544.51	-11.20%
Blocks of Shares Transactions Volume (pieces)	0.00	



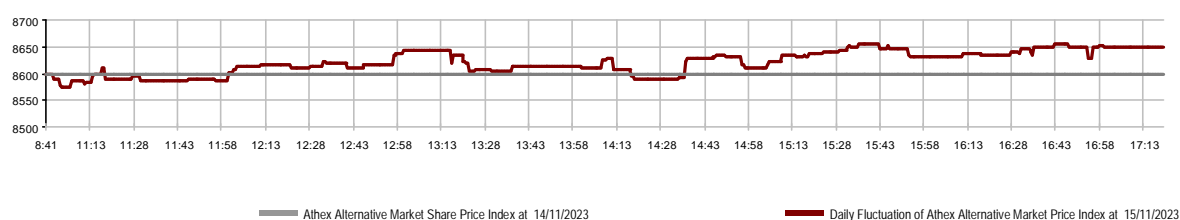
Bonds Transactions Volume	0
---------------------------	---

Shares Trades Number	332	
Daily change: number %	3	0.91%
YTD Avg Derivatives Trades number % chng prev year Avg	686	19.57%
Number of Blocks of Shares	0	



Number of Bonds Transactions	0
------------------------------	---

Daily Fluctuation of Athex Alternative Market Price Index



Athex Indices

Index name	15/11/2023	14/11/2023	pts.	%	Min	Max	Year min	Year max	Year change
ATHEX Alternative Market Price Index	8,650.40 #	8,599.38	51.02	0.59%	8,574.56	8,656.54	5,623.29	8,848.18	53.23% #

Analytic Figures for Athex Market's Boards and Categories

	Total Traded Shares	
Totals	8	
Gain / Lose / Same:	4 / 2 / 2	
Athex Capitalisation (€)	454,527,430.10	
Daily Average Transactions Value (€)	544,289.03	
Shares Transactions Value (€)	168,802.70	
Main Board:	168,802.70	
Blocks Board:	0.00	
Forced Sales Board:	0.00	
Special Terms Board:	0.00	
Daily Average Transactions Volume	3,482,545	
Transactions Volume	800,854	
Main Board:	800,854	
Blocks Board:	0	
Forced Sales Board:	0	
Special Terms Board:	0	
Daily Average Number of Trades	686	
Number of Trades	332	
Main Board:	332	
Blocks Board:	0	
Forced Sales Board:	0	
Special Terms Board:	0	

Trading Details by Sector

Code	Sectors	Gain / Lose / Same	Number of Trades	Transactions Volume	Transactions Value	% of Total Trans. Value
3020	- Financial Services	2 / 1 / 1	185	746,814	84,700.56	50.18%
4510	- Food Beverage & Tobacco	0 / 0 / 1	1	20	29.60	0.02%
2010	- Health Care	0 / 0 / 0	---	---	---	---
5020	- Industrial Goods & Services	1 / 0 / 0	50	31,240	11,729.20	6.95%
4040	- Retail	0 / 0 / 0	---	---	---	---
1010	- Technology	1 / 1 / 0	96	22,780	72,343.34	42.86%

Top 10 best & worst performing Shares

With positive Price change	Closing price	change	With negative Price change	Closing price	change
FOODLINK S.A. (CR)	0.378	5.00% #	GALAXY COSMOS MEZZ (CR)	0.571	-1.21% Ⓢ
REAL CONSULTING (CR)	2.48	3.33% #	PERFORMANCE TECHNOLOGIES (CR)	4.47	-0.33% Ⓢ
CAIRO MEZZ (CR)	0.112	2.75% #			
PHOENIX VEGA (CR)	0.066	0.31% #			
SUNRISEMEZZ (CR)	0.283	0.00% ↘			
MEDITERRA (CR)	1.48	0.00% ↘			

With the highest Transactions Value	Value (thou. €)	change	With the highest Transactions Volume	Volume	change
CAIRO MEZZ (CR)	37.04	2.75% #	PHOENIX VEGA (CR)	361,283	0.31% #
PERFORMANCE TECHNOLOGIES (CR)	36.37	-0.33% Ⓢ	CAIRO MEZZ (CR)	331,298	2.75% #
REAL CONSULTING (CR)	35.98	3.33% #	FOODLINK S.A. (CR)	31,240	5.00% #
PHOENIX VEGA (CR)	23.52	0.31% #	GALAXY COSMOS MEZZ (CR)	30,533	-1.21% Ⓢ
GALAXY COSMOS MEZZ (CR)	17.48	-1.21% Ⓢ	SUNRISEMEZZ (CR)	23,700	0.00% ↘
FOODLINK S.A. (CR)	11.73	5.00% #	REAL CONSULTING (CR)	14,645	3.33% #
SUNRISEMEZZ (CR)	6.66	0.00% ↘	PERFORMANCE TECHNOLOGIES (CR)	8,135	-0.33% Ⓢ
MEDITERRA (CR)	0.03	0.00% ↘	MEDITERRA (CR)	20	0.00% ↘

Number of Listed Shares	Nominal Value	Dividends [1]			Date of Last Coupon Dividend [2]	Right	Note	Shares	Closing price	% change	Previous closing price/date		Open price	Price min	Price max	Last price	Avg price	Last Bid [7]	Last Ask [7]	P/E after tax	Year	Volume	Trades	Transactions Value	Company Mkt Value (€) [3,5]	Year low	Year high	Sector[4]	
		2020	2021	2022																									
309,096,827	0.100	---	---	---	29/09/2020	---	CAIRO MEZZ (CR)	0.112	2.75 P	0.109	14/11/2023	0.109	0.107	0.114	0.112	0.112	6197@0.110	2000@0.114	---	2022	331,298	75	37,039.79	34,618.840.085	0.165	30202010			
10,600,010	0.040	---	---	---	19/08/2008	07/05/2008	---	DOPPLER (CR)	0.720	---	0.720	14/11/2023	---	---	---	---	---	1000@0.665	175@0.720	---	---	---	---	---	7,632.010.540	1.30	50204000		
3,120,000	0.100	---	---	---	10/08/2023	---	DOTSOFT (CR)	4.24	---	4.24	04/10/2023	---	---	---	---	---	---	600@4.24	---	---	---	---	---	---	13,228.80	3.85	4.24	10101010	
14,791,000	0.360	---	---	---	05/05/2010	12/05/2008	---	EUROXX (CR)	3.90	---	3.90	14/11/2023	---	---	---	---	---	---	---	88.26	2022	---	---	---	---	57,684.90	2.22	4.10	30202015
33,352,551	0.100	---	---	---	12/06/2012	25/08/2023	---	FOODLINK S.A. (CR)	0.378	5.00 P	0.360	14/11/2023	0.370	0.370	0.380	0.378	0.375	300@0.376	3146@0.378	---	---	31,240	50	11,729.20	12,607.260.300	0.566	50205010		
86,941,164	0.270	---	---	---	31/10/2022	---	GALAXY COSMOS MEZZ (CR)	0.571	-1.21 E	0.578	14/11/2023	0.574	0.564	0.582	0.571	0.572	197@0.572	180@0.577	2.07	2022	30,533	45	17,477.58	49,643.400.236	0.630	30202010			
11,917,870	0.240	---	---	---	07/07/2023	---	MED S.A. (CR)	0.960	---	0.960	14/11/2023	---	---	---	---	---	---	90@0.910	2000@0.954	---	---	---	---	---	11,441.160.830	1.04	40401020		
7,300,000	0.500	---	---	0.0387	03/07/2023	28/02/2008	---	MEDITERRA (CR)	1.48	---	1.48	06/11/2023	1.48	1.48	1.48	1.48	1.48	50@1.38	160@1.48	39.01	2022	20	1	29.60	10,804.00	1.24	1.54	45102020	
3,333,500	0.300	---	---	---	13/07/2020	09/12/2008	---	OPTRONICS TECHNOLOGIES (CR)	1.95	---	1.95	03/10/2023	---	---	---	---	---	50@1.76	500@1.89	19.01	2022	---	---	---	---	6,500.33	1.71	2.76	10102015
13,902,683	0.100	(0.03)	0.036	0.0421	26/06/2023	02/11/2021	---	PERFORMANCE TECHNOLOGIES (C	4.47	-0.33 E	4.48	14/11/2023	4.48	4.42	4.50	4.47	4.47	185@4.44	400@4.48	---	---	8,135	42	36,367.68	62,075.48	3.27	5.14	10101010	
1,250,367,229	0.036	---	---	---	09/11/2022	---	PHOENIX VEGA (CR)	0.066	0.31 P	0.065	14/11/2023	0.065	0.064	0.066	0.066	0.065	2828@0.065	6386@0.066	16.96	2022	361,283	40	23,518.77	82,024.090.038	0.067	30202010			
21,500,000	0.400	---	0.03	0.0314	09/2023	06/08/2021	---	REAL CONSULTING (CR)	2.48	3.33 P	2.40	14/11/2023	2.42	2.41	2.49	2.47	2.46	423@2.47	700@2.48	11.65	2021	14,645	54	35,975.66	53,320.00	1.82	2.87	10101010	
178,623,895	0.140	---	---	---	31/10/2022	---	SUNRISEMEZZ (CR)	0.283	---	0.283	14/11/2023	0.282	0.280	0.283	0.283	0.281	33715@0.280	698@0.283	---	2022	23,700	25	6,664.42	50,461.250.108	0.298	30202010			
857,210	1.05	---	---	---	08/06/2010	12/03/2010	---	VIDAVO (CR)	2.90	---	2.90	14/11/2023	---	---	---	---	---	---	90@2.62	---	2022	---	---	---	---	2,485.91	1.98	4.16	20101025

Shares' Notes

Code	Note text
()	- Adjusted dividends.
*	- Last adjusted closing price.
[1]	- Net dividends.
[2]	- The "Date of Last Coupon" for New listings refers to the date company's stocks started to trade in Athex
[3]	- The Company Market Value is referred to the number of listed shares
[4]	- Sectors codification can be found in Appendix A
[5]	- The Market Value refers to the total number of shares listed (including their several classes) in the exchange by the company.
[6]	- P/E greater than 100
[7]	- Last view of the Order Book before the end of the trading session

Blocks Data

Stocks	Block Volume	Price	Block Trade Value	Time of approval	Note
No Blocks Transactions.					

Blocks Notes

- 2 - SPOT 1 or SPOT 2 Packet

3 - Block with Short Selling

4 - Buy to Close Block

6 - Simultaneous Constitution

7 - Repurchase Agreement

8 - Dispersion's Achievement (Not Listed)

9 - Dispersion's Achievement (Listed)

10 - Share Capital Majority of Greek State (> 50 bil)

11 - Total Assets > 500 bil

12 - Sell Offer through Athex

13 - Forced Sale of NMOE

14 - Restoration Packet

15 - Market Maker Packet

16 - Short Selling

18 - SPOT 1 Packet

20 - Method 6-1 Packet

Rights Data

Occured date	Exercise from	Exercise until	Trading until	Rights	Price min	Price max	Closing price	Last Bid	Last Ask	Volume	Trades	Transactions Value
-----------------	------------------	-------------------	------------------	--------	--------------	--------------	------------------	----------	----------	--------	--------	-----------------------

No Rights Transactions.

Non Convertible Corporate Bonds - Alternative Market

Num Listed Bonds	Nominal price	Issue price	Today's Rate	Exp. Date	Duration (years)	Note	Coupon attached		Trading	Non Convertible Corporate Bonds -	Accrued Int.	Yield.T.Mat	Price min	Price max	losing price	Previous closing price/date		Volume	Transactions Value	Last order		Date	Year min	Year max
							Common	Preferred								Price	Buy / Sell							
4,075	1,000.00	1,000.00	4.50	22/12/2026	5	---	4	---	1	R ENERGY 1 S.A. (Non Convertible)	18.5000	4.9870	---	---	---	97.5000	01/11/2023	---	---	97.5000	B	15/11/2023	97.5000	101.9390
6,700	1,000.00	1,000.00	4.30	25/07/2024	5	---	18	---	1	M.L.S. MULTIMEDIA S.A. (Non Convertible)	2.7472	44.5000	---	---	---	74.0000	06/05/2020	---	---	3.0100	B	27/07/2021	74.0000	74.0000
6,500	571.00	1,000.00	5.50	22/12/2024	7	---	12	---	1	DELTA TECHNIKH S.A. (Non Convertible)	12.9109	4.1380	---	---	---	100.0000	24/10/2023	---	---	96.0157	B	15/11/2023	96.6510	106.0000

Corporate Bonds Notes

Transactions Volume = (Pieces) * (Nominal Price). Transactions Value = (Pieces) * (Nominal Price) * (price %) + (Accrued interest).
The price of a Bond is stated as a percentage (%) of Bond's Nominal Price.
Nominal Price in Euros (€), except if it is noted differently.



ATHEX
Athens Stock Exchange

Λεωφ. Αθηνών 110 104 42 Αθήνα
110, Athinon Ave. GR 104 42 Athens
tel. (+30)210-33.66.800, fax (+30)210-33.66.101
www.athexgroup.gr