

23

Ημερήσιο Δελτίο  
Συναλλακτικής Δραστηριότητας

Daily Official List  
of Trading Activity

Friday, 3 November, 2023

Year: 144 Trading Day No: 211



**ATHEXGROUP**  
Athens Exchange Group

**Disclaimer:**

Hellenic Exchanges-Athens Stock Exchange S.A endeavours to ensure that the data and other material ("Information") presented on the Daily Official List are accurate and complete, but it is not liable for any errors or omissions of data or /and for the accuracy, credibility, updating and completeness of the aforesaid information nor it has any liability arising directly or indirectly from the use of the above Information.

The Company is not liable for the accuracy of the data included in listed companies' announcements. Only the sender of such an announcement is fully and solely liable for any infringement of third party's rights from the content of such announcement. All contents of the Daily Official List are provided only for information purposes and do not constitute investment advice or solicitation to invest in securities or other products listed for trading on the Exchange.

You acknowledge and agree that the Company is the owner of any property rights related to any Information appearing on the Daily Official List including intellectual property rights copyright, trademarks, etc.

The above data are a property of the Hellenic Exchanges-Athens Exchange and are copyright protected. Users are forbidden to reproduce, modify, copy, sale, transmit or redistribute, by all reproduction means and methods, part or the whole of the above data, without reference to their source.

The commercial exploitation of these data is, also, forbidden by third parties. Hellenic Exchanges-Athens Exchange does not carry any responsibility, direct or indirect, derived from usage or accidental alteration of the above data when used by third parties.

---

**Hellenic Exchanges – Athens Stock Exchange S.A.**

110 Athinon Ave., 10442 Athens, Tel: (210) 33.66.800, Fax: (210) 32.13.938

[www.athexgroup.gr](http://www.athexgroup.gr)

---

**Thessalonica Stock Exchange Center (T.S.E.C)**

16-18 Katouni Str., Thessalonica 546 25 Tel: (2310) 567.667, Fax: (2310) 530.545

---

**Athex Members Guarantee Fund**

14-16 Fidiou Str., Athens 106 78, Tel: (210) 33.04.682, Fax: (210) 33.04.155

---

**Hellenic Republic Capital Market Commission**

1 Kolokotroni Str. & 1 Stadiou Str., Athens 10562 Tel: (210) 33.77.100 Fax: (210) 33.77.173

---

**Table of Contents**

---

**Section 1: Statistical Figures of Securities, Derivatives and Lending**

Summary of Markets

Athex Indices

Analytic Figures for Athex Market's Boards and Categories

Trading Details by Athex Sectors and Financial Instruments (ETFs)

Top 10 best &amp; worst performing Shares

Derivatives Summary

**Section 2: Analytic Figures of Shares Transactions**

Analytic Figures of Shares Transactions

Shares' Notes

**Section 3: Figures of Securities Transactions**

Securities Blocks Details

Shares Rights Details

Stock Borrowing

Forced Sales Details

Forced Sales Registered Shares

Exchange Traded Funds (ETFs) Characteristics

**Section 5: Bonds traded in Fixed Income Assets Market**

Convertible Corporate Bonds - Regulated Market

Non Convertible Corporate Bonds - Regulated Market

Government Bonds

Treasury Bills &amp; Zero Coupon Government Bonds

Government Bonds Traded with the Open Outcry Method

State Banks Bonds

**Section 6: Additional Infos**

Athex &amp; ATHEXClear Members List

List of Stocks under Market Making operations

**Section 7: Derivatives Market Analytic Figures**

Index Futures

Stock Futures

Index Options

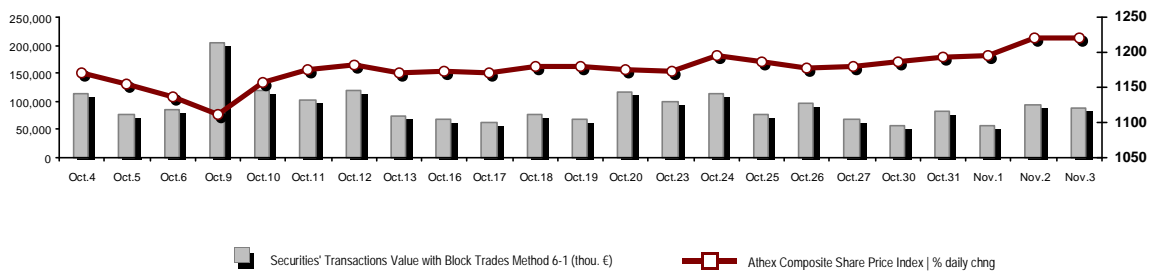
Stock Options

Stock Lending Analytic Figures

**Appendix A: Sectors codification for listed companies**

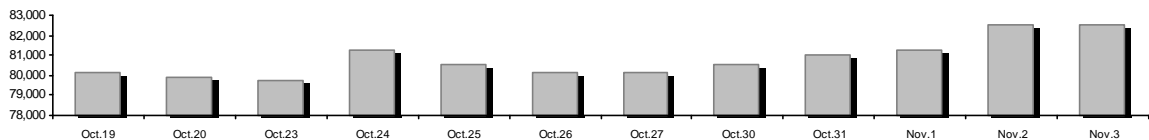
## Summary of Markets

Athex Composite Share Price Index vs Shares and Derivatives Transactions Value

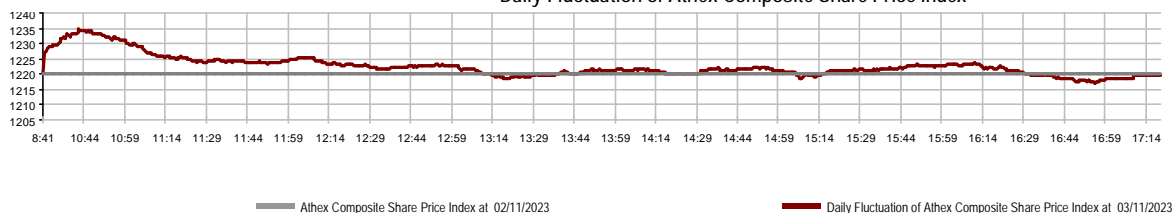


Athex Capitalisation (mill. €) **: 82,535.34	Derivatives Total Open Interest 478,398
Daily change: mill. €   % 45.54 0.06%	in Index Futures   % daily chng 5,321 2.19%
Yearly Avg Capitalisation: mill. €   % chng prev year Avg 79,445.90 25.98%	in Stock Futures   % daily chng 471,004 3.61%
Athex Composite Share Price Index   % daily chng 1,219.77 -0.02%	in Index Options   % daily chng 1,196 7.17%
Athex Composite Share Price Index Capitalisation (mill. €) 74,922.44	in Stock Options   % daily chng 877 20.97%
Daily change (mill. €) 25.88	
Securities' Transactions Value with Block Trades Method 6-1 (t 87,511.60	Derivatives Contracts Volume: 31,707
Daily change: % -6,754.03 -7.16%	Daily change: pieces   % -8,536 -21.21%
YtD Avg Trans. Value: thou. €   % chng prev year Avg 103,530.83 43.29%	YtD Avg Derivatives Contracts % chng prev year Avg 44,666 30.03%
Blocks Transactions Value of Method 6-1 (thou. €) 2,428.38	Derivatives Trades Number: 2,296
Blocks Transactions Value of Method 6-2 & 6-3 (thou. €) 0.00	Daily change: number   % -436 -15.96%
Bonds Transactions Value (thou.€) 2,448.42	YtD Avg Trades number % chng prev year Avg 2,356 14.71%
Securities' Transactions Volume with Block Trades Method 6-1 (tho 21,628.75	Lending Total Open Interest 216,214
Daily change: thou. pieces   % 630.95 3.00%	Daily change: pieces   % 2,500 1.17%
YtD Avg Volume: % chng prev year Avg 33,065.92 16.63%	Lending Volume (Multilateral/Bilateral) 6,376
Blocks Transactions Volume of Method 6-1 (thou. Pieces) 228.50	Daily change: pieces   % 3,376
Blocks Transactions Volume of Method 6-2 & 6-3 (thou. Pieces) 0.00	Multilateral Lending 2,876
Bonds Transactions Volume 2,599,000	Bilateral Lending 3,500
Securities' Trades Number with Block Trades Method 6-1 40,403	Lending Trades Number: 9
Daily change: number   % 107 0.27%	Daily change: % 7
YtD Avg Trades number % chng prev year Avg 36,169 22.95%	Multilateral Lending Trades Number 8
Number of Blocks Method 6-1 8	Bilateral Lending Trades Number 1
Number of Blocks Method 6-2 & 6-3 0	
Number of Bonds Transactions 165	

Athex Capitalisation (mill. €) \*\*



Daily Fluctuation of Athex Composite Share Price Index



## Athex Indices

Index name	03/11/2023	02/11/2023	pts.	%	Min	Max	Year min	Year max	Year change
Athex Composite Share Price Index	1,219.77	1,219.99	-0.22	-0.02%	1,217.25	1,234.54	929.79	1,351.68	31.19% #
Athex ESG Index	1,399.78	1,399.94	-0.16	-0.01%	1,396.49	1,417.67	1,057.52	1,541.00	32.35% #
FTSE/Athex Large Cap	2,981.22	2,981.76	-0.54	-0.02%	2,973.82	3,019.87	2,250.77	3,280.71	32.41% #
FTSE/Athex Mid Cap Index	2,000.28	2,000.62	-0.34	-0.02%	1,994.53	2,016.57	1,411.43	2,224.46	41.72% #
FTSE/ATHEX High Dividend Yield Index	3,653.89	3,644.25	9.64	0.26%	3,643.09	3,676.70	3,028.28	4,088.01	20.66% #
FTSE/ATHEX Global Traders Index Plus	3,727.15	3,723.69	3.46	0.09%	3,713.81	3,762.86	2,616.09	4,115.43	42.47% #
FTSE/ATHEX Mid & Small Cap Factor-Weighted Ind	5,195.02	5,204.92	-9.90	-0.19%	5,148.66	5,218.43	4,353.12	5,946.34	18.19% #
ATHEX Select Index Plus	4,222.28	4,220.94	1.34	0.03%	4,204.28	4,256.17	3,071.06	4,762.60	37.49% #
ATHEX Select Index	6,115.88	6,116.01	-0.13	0.00%	6,091.07	6,175.29	4,343.88	7,125.71	40.79% #
FTSE/Athex Market Index	708.92	708.98	-0.06	-0.01%	707.37	717.79	539.21	780.89	31.44% #
Athex Composite Index Total Return Index	2,213.28	2,213.68	-0.40	-0.02%	2,208.71	2,240.09	1,641.17	2,440.14	34.86% #
FTSE/Athex Large Cap Total Return	4,908.86	4,909.75	-0.89	-0.02%			3,623.42	5,338.50	36.32% #
FTSE/Athex Mid Cap Total Return	2,692.08	2,692.54	-0.46	-0.02%			1,881.61	2,956.50	44.92% #
Hellenic Mid & Small Cap Index	1,793.52	1,795.02	-1.50	-0.08%	1,790.06	1,814.72	1,365.14	2,011.62	31.38% #
FTSE/Athex Banks	975.49	979.20	-3.71	-0.38%	969.08	994.29	640.09	1,117.78	52.29% #
FTSE/Athex Financial Services	1,209.42	1,221.77	-12.35	-1.01%	1,193.36	1,237.83	672.72	1,514.55	76.45% #
FTSE/Athex Industrial Goods & Services	8,054.59	8,148.19	-93.60	-1.15%	8,045.93	8,223.68	4,603.86	8,651.06	73.65% #
FTSE/Athex Retail	1,160.09	1,177.22	-17.13	-1.46%	1,160.09	1,186.42	901.21	1,375.58	28.73% #
FTSE/ATHEX Real Estate	4,222.95	4,214.03	8.92	0.21%	4,190.93	4,241.50	3,750.22	4,816.41	3.68% #
FTSE/Athex Consumer Goods & Services	14,451.59	14,234.53	217.06	1.52%	14,234.53	14,546.05	8,974.47	16,184.74	57.81% #
FTSE/Athex Food & Beverage	9,164.38	9,143.40	20.98	0.23%	9,142.77	9,264.69	8,101.49	11,188.59	8.24% #
FTSE/Athex Basic Resources	7,608.81	7,711.00	-102.19	-1.33%	7,588.22	7,810.23	6,463.31	10,590.89	17.25% #
FTSE/Athex Construction & Materials	4,469.51	4,464.72	4.79	0.11%	4,447.34	4,524.49	3,204.90	4,808.27	39.46% #
FTSE/Athex Energy	5,293.19	5,283.71	9.48	0.18%	5,283.71	5,334.43	4,689.99	5,856.79	5.24% #
FTSE/Athex Travel & Leisure	2,796.58	2,808.00	-11.42	-0.41%	2,794.86	2,824.56	2,196.17	3,051.18	26.13% #
FTSE/Athex Technology	2,837.65	2,815.17	22.48	0.80%	2,815.17	2,847.08	2,047.81	3,153.87	38.14% #
FTSE/Athex Telecommunications	3,891.49	3,830.10	61.39	1.60%	3,830.10	3,904.77	3,511.53	4,415.99	-4.43% #
FTSE/Athex Utilities	5,293.28	5,286.67	6.61	0.13%	5,267.36	5,410.19	4,598.77	6,190.27	15.10% #
FTSE/Athex Health Care	437.09	445.85	-8.76	-1.96%	434.90	450.85	380.60	504.88	4.34% #
FTSE/Athex Personal Products	7,887.05	7,893.69	-6.64	-0.08%	7,820.78	7,893.69	6,441.87	8,386.11	19.39% #
Athex All Share Index	285.91	285.77	0.14	0.05%	285.91	285.91	231.11	314.56	24.18% #
MSCI GREECE REBASED	4,792.62	4,792.50	0.12	0.00%	4,776.38	4,857.15	4,125.04	5,209.29	---
Hellenic Corporate Bond Index	125.95	125.81	0.14	0.11%			118.78	125.95	5.85% #
Hellenic Corporate Bond Price Index	88.54	88.45	0.09	0.10%			85.96	88.73	2.68% #

Note 1: FTSE/Med 100, Hellenic Corporate Bond Price Index and Hellenic Corporate Bond Index closing prices refer to the previous trading day of 01/11/2023.

Note 2: The Hellenic Mid & Small Cap Index is a Customized index calculated by the Athens Exchange.

## Analytic Figures for Athex Market's Boards and Categories

	Total Traded Securities	Main Market	Surveillance	Exchange Traded Funds (ETFs)
Totals	123	114	8	1
Gain / Lose / Same:	50 / 48 / 25	48 / 45 / 21	2 / 2 / 4	0 / 1 / 0
Athex Capitalisation (mill. €) **	82,535.34	81,933.32	602.03	
Daily Average Trans/ons Value(thou.€)	103,530.83	103,237.33	268.44	66.80
Transactions Value	87,511.60	87,040.09	286.66	184.85
Main Board:	85,082.81	84,611.29	286.66	184.85
Blocks Board 6_2_3:	2,428.38	2,428.38	0.00	0.00
Forced Sales Board:	0.42	0.42	0.00	0.00
Special Terms Board:	0.00	0.00	0.00	0.00
Daily Average Transactions Volume	33,065,923	31,986,849	1,082,019	2,326
Transactions Volume	21,628,747	21,146,747	475,859	6,141
Main Board:	21,400,141	20,918,141	475,859	6,141
Blocks Board 6_2_3:	228,500	228,500	0	0
Forced Sales Board:	106	106	0	0
Special Terms Board:	0	0	0	0
Daily Average Number of Trades	36,169	35,950	215	4
Number of Trades	40,403	40,233	159	11
Main Board:	40,392	40,222	159	11
Blocks Board 6_2_3:	8	8	0	0
Forced Sales Board:	3	3	0	0
Special Terms Board:	0	0	0	0

## Trading Details by Athex Sectors and Financial Instruments (ETFs)

Code	Sectors	Gain / Lose / Same	Number of Trades	Transactions Volume	Transactions Value	% of Total Trans. Value
3010	- Banks	0 / 5 / 2	14,656	15,396,043	32,693,007.03	37.36%
5510	- Basic Resources	7 / 5 / 1	1,507	500,510	1,447,243.45	1.65%
5010	- Construction & Materials	8 / 4 / 2	2,753	818,932	2,775,209.56	3.17%
4020	- Consumer Products & Services	2 / 2 / 4	203	39,017	170,883.49	0.20%
6010	- Energy	1 / 2 / 1	1,711	215,043	2,719,691.70	3.11%
12000	- Financial Instruments	0 / 1 / 0	11	6,141	184,849.84	0.21%
3020	- Financial Services	1 / 2 / 2	578	99,686	477,554.08	0.55%
4510	- Food Beverage & Tobacco	5 / 1 / 1	261	43,982	736,897.34	0.84%
2010	- Health Care	1 / 1 / 1	93	37,452	30,201.85	0.03%
5020	- Industrial Goods & Services	5 / 8 / 3	3,340	516,722	7,764,113.73	8.87%
3030	- Insurance	1 / 0 / 0	29	1,426	5,607.20	0.01%
4030	- Media	0 / 0 / 1	1	280	148.40	0.00%
4520	- Personal Care, Drug & Grocery Stores	2 / 1 / 0	215	101,250	738,425.86	0.84%
3510	- Real Estate	6 / 2 / 2	894	195,006	870,764.11	1.00%
4040	- Retail	3 / 3 / 1	2,826	359,488	7,391,145.42	8.45%
1010	- Technology	3 / 5 / 2	1,402	492,182	1,851,110.62	2.12%
1510	- Telecommunications	2 / 0 / 0	2,095	479,101	6,665,299.75	7.62%
4050	- Travel & Leisure	1 / 3 / 2	4,350	1,336,787	14,227,130.16	16.26%
6510	- Utilities	2 / 3 / 0	3,478	989,699	6,762,316.97	7.73%

## Top 10 best &amp; worst performing Shares

## Main Market

With positive Price change	Closing price	change	With negative Price change	Closing price	change
INTERWOOD-XYLEMPORIA (CR)	0.355	7.58% #	TZIRAKIAN PROFIL (CR)	1.77	-3.28% €
BIOKARPET S.A.(CR)	2.28	5.07% #	KLOUKINAS - LAPPAS SA (CR)	1.04	-2.80% €
VARVERIS - MODA BAGNO SA (CR)	1.25	5.04% #	LAVIPHARM SA (CR)	0.68	-2.30% €
SIDMA STEEL (CR)	2.24	4.19% #	PROFILE SA (CR)	3.89	-2.26% €
IDEAL HOLDINGS (CR)	6.06	3.95% #	THRACE PLASTICS SA (CR)	4.005	-2.20% €
IKTINOS HELLAS SA (CR)	0.467	3.09% #	TERNA ENERGY (CR)	14.6	-1.88% €
PAPOUTSANIS (CR)	2.24	2.75% #	VIOHALCO SA/NV (CB)	4.99	-1.77% €
MIG (CR)	3.92	2.62% #	FOURLIS (CR)	4.19	-1.64% €
JUMBO SA (CR)	25.92	1.65% #	ELVALHALCOR (CR)	1.714	-1.49% €
OTE (CR)	13.93	1.60% #	EUROCONSULTANTS S.A. (CR)	1.025	-1.44% €
With the highest Transactions Value	Value (thou. €)	change	With the highest Transactions Volume	Volume	change
OPAP (CR)	12,539.57	-0.39% €	ALPHA SERVICES HOLD (CR)	6,804,437	-0.58% €
ALPHA SERVICES HOLD (CR)	9,880.17	-0.58% €	EUROBANK HOLDINGS (CR)	4,651,398	0.00% -
NATIONAL BANK (CR)	7,688.26	-0.58% €	PIRAEUS FINANCIAL HOLD (CR)	2,423,819	-0.48% €
JUMBO SA (CR)	7,155.94	1.65% #	NATIONAL BANK (CR)	1,386,806	-0.58% €
PIRAEUS FINANCIAL HOLD (CR)	7,124.20	-0.48% €	OPAP (CR)	808,641	-0.39% €
EUROBANK HOLDINGS (CR)	7,057.67	0.00% -	OTE (CR)	478,833	1.60% #
OTE (CR)	6,663.59	1.60% #	ADMIE (IPTO) HOLDING S.A. (CR)	457,053	-0.24% €
MYTILINEOS (CR)	6,141.63	-1.27% €	PPC (CR)	381,056	0.87% #
PPC (CR)	3,784.10	0.87% #	JUMBO SA (CR)	276,517	1.65% #
TERNA ENERGY (CR)	1,921.60	-1.88% €	ELVALHALCOR (CR)	266,724	-1.49% €

Note: Stocks that are not included in the "Under Supervision" category, and the transactions value is more than 10,000 €.

## Derivatives Summary

	Number of Trades	Volume	Open Interest
<b>Index Futures</b>	<b>214</b>	<b>745</b>	<b>5,321</b>
FTSE/Athex Banks	3	20	1,827
FTSE/Athex Large Cap	211	725	3,391
MSCI GREECE REBASED	0	0	103
<b>Stock Futures</b>	<b>2,052</b>	<b>30,575</b>	<b>471,004</b>
ADMIE (IPTO) HOLDING S.A. (CR)	66	1,108	22,661
AEGEAN AIRLINES (CR)	59	215	4,959
ALPHA SERVICES HOLD (CR)	219	6,480	200,946
AUTOHELLAS SA (CR)	1	2	78
AVAX S.A. (CR)	15	20	1,506
CC HBC AG (CR)	22	66	448
CENERGY HOLDINGS (CB)	57	316	5,020
ELLAKTOR (CR)	12	57	975
ELVALHALCOR (CR)	8	59	1,208
EUROBANK HOLDINGS (CR)	130	3,272	33,655
EYDAP S.A. (CR)	1	2	2,403
FOURLIS (CR)	22	59	819
GEK TERNA (CR)	11	36	6,069
HELLENIC EXCHANGES-A.S.E. (CR)	50	366	8,788
HELLENIQ ENERGY (CR)	40	171	1,443
INTRACOM HOLDINGS (CR)	24	141	4,576
INTRAKAT (CR)	40	321	6,822
JUMBO SA (CR)	29	80	787
LAMDA DEVELOPMENT SA (CR)	47	70	5,863
MIG (CR)	0	0	52
MOTOR OIL (CR)	3	5	1,114
MYTILINEOS (CR)	63	160	3,053
NATIONAL BANK (CR)	169	1,442	21,994
OPAP (CR)	51	235	1,826
OTE (CR)	144	770	6,658
P.P.A. S.A. (CR)	0	0	207
PIRAEUS FINANCIAL HOLD (CR)	318	12,625	84,412
PPC (CR)	305	2,050	21,369
QUEST HOLDINGS (CR)	0	0	115
TERNA ENERGY (CR)	94	267	15,060
TITAN CEMENT (CB)	1	3	991
VIOHALCO SA/NV (CB)	51	177	5,127
<b>Index Options</b>	<b>24</b>	<b>363</b>	<b>1,196</b>
FTSE/Athex Large Cap	24	363	1,196
<b>Stock Options</b>	<b>6</b>	<b>24</b>	<b>877</b>
ALPHA SERVICES HOLD (CR)	0	0	0
NATIONAL BANK (CR)	0	0	627
OPAP (CR)	3	15	164
OTE (CR)	0	0	17
PIRAEUS FINANCIAL HOLD (CR)	0	0	4
PPC (CR)	3	9	65
<b>Total Derivatives Traded</b>	<b>2,296</b>	<b>31,707</b>	<b>478,398</b>











Number of Outstanding Securities	Nominal Value	Dividends [1]			Date of Last Coupon		Note	Shares	Closing price	% change	Previous closing price/date	Open price	Price min	Price max	Last price	Avg price	Last Bid [7]	Last Ask [7]	P/E after tax	Year	Volume	Trades	Transactions Value[8]	Company Mkt Value (thou. €)	Year low	Year high	Sector[4]
		2020	2021	2022	Dividend [2]	Right																					
7,085,888	1.59	---	---	---	02/07/1996	06/09/2010	5216	ELVIEMEK (CR)	2.6	---	2.6	30/09/2019	---	---	---	---	---	---	---	---	---	---	---	18,423.31	2.6	2.6	35101010
7,125,216	0.650	---	---	---	01/07/2005	14/12/1999	4955	KRE.KA SA (CR)	0.28	---	0.28	06/04/2023	---	---	---	---	---	---	---	---	---	---	---	1,995.06	0.17	0.43	45102010
7,734,375	1.00	---	---	---	09/07/2007	07/01/2011	5277	LIVANIS SA (CR)	0.125	---	0.125	28/04/2023	---	---	---	---	---	---	---	---	---	---	---	966.80	0.12	0.18	40301030

## Shares' Notes

Code	Note text
( )	- Adjusted dividends.
*	- Last adjusted closing price.
[1]	- Net dividends.
[2]	- The "Date of Last Coupon" for New listings refers to the date company's stocks started to trade in Athex
[3]	- The Company Market Value is referred to the number of outstanding shares
[4]	- Sectors codification can be found in Appendix A
[5]	- The Market Value refers to the total number of shares listed (including their several classes) in the exchange by the company.
[6]	- P/E greater than 100
[7]	- Last view of the Order Book before the end of the trading session
[8]	- All Blocks Methods' Transactions Value are included.
4750	- Transfer to the Under Surveillance Category from 8/4/2011.
4955	- Transfer to the Surveillance Category as from 5/4/2013.
4957	- Transfer to the Surveillance Category as from 5/4/2013.
4958	- Transfer to the Surveillance Category as from 5/4/2013.
4959	- Transfer to the Surveillance Category as from 5/4/2013.
5093	- Transfer to the Surveillance Category as of 8/4/2015.
5141	- Transfer to the Surveillance Category as of 10/05/2017.
5160	- Transfer to the Surveillance Category as of 15/04/2016.
5165	- Transfer to the Surveillance Category as of 15/02/2018.
5179	- Suspension of trading as of 25/05/2018.
5193	- Transfer to the Surveillance Category as of 25/10/2018.
5197	- Transfer to the Surveillance Category as of 07/11/2018.
5216	- Suspension of trading as of 01/10/2019.
5232	- Transfer to the Under Surveillance Category from 08/04/2011.
5233	- Suspension of trading as of 13/05/2020.
5248	- Transfer to the Surveillance Category as of 06/09/20116.
5253	- Transfer to the Surveillance Category as of 14/5/2021.
5275	- Transfer to the Surveillance Category as of 09/07/2020.
5277	- Suspension of trading as of 02/05/2023.
5278	- Suspension of trading as of 03/05/2023.

## Securities Blocks Details

Securities	Block Volume	Price	Block Trade Value	Time of approval	Note
IDEAL HOLDINGS (CR)	30,000	5.84	175,200.00	11:04:14	20
IDEAL HOLDINGS (CR)	20,000	5.84	116,800.00	11:22:19	20
CENERGY HOLDINGS (CB)	30,000	6.64	199,200.00	11:58:52	20
CENERGY HOLDINGS (CB)	10,000	6.64	66,400.00	12:03:49	20
JUMBO SA (CR)	18,500	25.88	478,780.00	12:05:09	20
OPTIMA BANK (CR)	50,000	7.11	355,500.00	13:05:39	20
OPAP (CR)	40,000	15.48	619,200.00	14:20:29	20
OTE (CR)	30,000	13.91	417,300.00	14:20:58	20

## Blocks Notes

9 - Method 6-1 / Special Fees

10 - Method 6-1 / Special Fees, SDS

14 - Method 6-3 / Settlement, Incomplete Buy and Sell

18 - Method 6-2 / SPOT 1

19 - Method 6-2 / SPOT 2

20 - Method 6-1 and Method 6-1 Same Day Settlement

21 - Other Pre-agreed

**Shares Rights Details**

Occurred date	Exercise from	Exercise until	Trading until	Rights	Price min	Price max	Closing price	Last Bid	Last Ask	Volume	Trades	Transactions Value
---------------	---------------	----------------	---------------	--------	-----------	-----------	---------------	----------	----------	--------	--------	--------------------

No Rights Transactions.



---

**Forced Sales Details**

---

Securities	Category of Security	Transactions Volume	Number of Trades	Transactions Value	Note
MIG (CR)	Stocks	106	3	415.52	1

---

---

**Forced Sales Notes**

---

- 1 - Compulsory Public Forced Sales
- 2 - Forced Sales of Fixed Registered Shares
- 3 - Forced Sales of Remaining Fractional Shares

## Exchange Traded Funds (ETFs) Characteristics

	Transactions Date (T)	Creation / Redemption	Units (T-1)	New Units (T-1)	Redemption Units (T-1)	Units (T) [1]	Fund Assets [2]	Net Unit Price	Dividend per Unit	Dividend Date
ALPHA ETF FTSE Athex Large Cap	03/11/2023	5,000	924,675	---	---	924,675	27,747,380.00	30.0077	0.62	03/07/2023

## ETFs Notes

[1] - Units (T) = Units (T-1) + New Units (T-1) - Redemption Units (T-1)

[2] - The Creation / Redemption Units of T-1 are included.

## Non Convertible Corporate Bonds - Regulated Market

Num Listed Bonds	Nominal price	Issue price	Today's Rate	Exp. Date	Duration (years)	Note	Coupon		Trading Unit	Corporate Bonds	Accrued Int.	Yield.T.Mat	Price min	Price max	Closing price	Previous closing price/date	Volume	Transactions Value	Last order		ear min	Year max		
							Common	Preferred											Price	Buy / Sell			Date	
100,000	1,000.00	1,000.00	2.95	11/02/2027	5	---	4	---	1	SAFE BULKERS PARTICIPATIONS PLC (Non Convertible)	7.2111	5.2600	92.7000	92.7000	92.7000	92.7360	01/11/2023	1,000	934.21	92.5000	B	33/11/2023	89.9269	97.9500
320,000	1,000.00	1,000.00	3.40	21/07/2027	7	---	7	---	1	LAMDA DEVELOPMENT S.A. (Non Convertible)	10.2944	5.0400	93.0000	93.0000	93.0000	93.0000	02/11/2023	6,000	5,641.77	92.0000	B	33/11/2023	90.2000	95.5000
200,000	1,000.00	1,000.00	2.10	27/10/2027	7	---	7	---	1	O.P.A.P. S.A. (Non Convertible)	0.6417	4.2330	91.2500	92.0000	91.7031	91.5000	02/11/2023	94,000	86,261.26	90.5657	B	33/11/2023	89.2745	95.4000
200,000	1,000.00	1,000.00	1.90	23/03/2028	7	---	6	---	1	MOTOR OIL CORINTH REFINERIES SA (Non Convertible)	2.2694	4.0840	90.9999	91.0000	91.0000	90.9440	02/11/2023	93,000	84,841.05	90.7000	B	33/11/2023	87.5500	92.6000
100,000	1,000.00	1,000.00	2.70	25/05/2026	5	---	5	---	1	COSTAMARE PARTICIPATIONS PLC (Non Convertible)	12.4500	4.2980	95.6000	95.6000	95.6000	95.6000	02/11/2023	1,000	968.45	95.0000	B	33/11/2023	92.6000	97.0000
300,000	1,000.00	1,000.00	2.30	20/07/2028	7	---	5	---	1	PRODEA REIC S.A.(Non Convertible)	7.0278	5.5360	86.4000	86.6500	86.6500	86.3990	02/11/2023	6,000	5,237.67	86.0000	B	33/11/2023	82.0100	89.1000
150,000	1,000.00	1,000.00	2.65	22/10/2026	5	---	5	---	1	CPLP SHIPPING HOLDINGS PLC (Non Convertible)	1.1042	4.7060	93.5000	93.9000	93.9000	93.9000	02/11/2023	80,000	75,054.33	93.5000	B	33/11/2023	92.4500	96.0000
250,000	1,000.00	1,000.00	2.45	16/11/2028	7	---	4	---	1	ELVALHALCOR S.A. (Non Convertible)	11.9097	5.4890	86.7000	90.1967	86.8000	87.3000	02/11/2023	156,000	140,110.39	86.7000	B	33/11/2023	84.0000	92.0000
500,000	1,000.00	1,000.00	2.75	03/07/2027	7	---	7	---	1	GEK TERNA S.A. (Non Convertible)	9.7014	5.4950	89.6000	90.0600	89.9500	89.8530	02/11/2023	71,000	64,465.10	89.7500	B	33/11/2023	86.8000	94.4535
300,000	1,000.00	1,000.00	2.30	14/12/2028	7	---	4	---	1	GEK TERNA S.A. (Non Convertible)	9.3278	5.4470	86.0000	86.5000	86.3000	87.5710	02/11/2023	6,000	5,233.97	86.0000	B	33/11/2023	80.0010	90.3500
175,000	1,000.00	1,000.00	3.40	26/07/2024	5	---	9	---	1	ATTICA HOLDINGS S.A. (Non Convertible)	9.8222	5.3650	98.0300	98.0510	98.0410	98.0480	02/11/2023	11,000	10,892.55	98.0500	B	33/11/2023	96.6179	99.4500
230,000	1,000.00	1,000.00	4.70	12/07/2029	7	---	3	---	1	LAMDA DEVELOPMENT S.A. (Non convertible)	15.4056	4.7560	98.2000	98.8000	98.3980	98.5000	02/11/2023	14,000	14,012.58	98.0000	B	33/11/2023	94.9889	101.0000
100,000	1,000.00	1,000.00	4.40	26/07/2029	7	---	3	---	1	CPLP SHIPPING HOLDINGS PLC (Non Convertible)	12.7111	4.7880	97.0000	97.0000	97.0000	97.0000	02/11/2023	1,000	982.71	96.3000	B	33/11/2023	94.9625	100.8000
200,000	1,000.00	1,000.00	3.60	12/03/2026	7	---	10	---	1	AEGEAN AIRLINES S.A. (Non Convertible)	5.6000	4.5690	96.0000	96.2900	96.2441	95.1110	02/11/2023	1,076,000	1,042,171.12	96.0000	B	33/11/2023	95.1109	98.9000
150,000	1,000.00	1,000.00	2.60	22/10/2026	7	---	9	---	1	TERNA ENERGY FINANCE S.A. (Non Convertible)	1.0833	5.3080	91.4100	91.7000	91.5042	91.7000	01/11/2023	762,000	697,306.00	91.5100	B	33/11/2023	90.4543	95.7400
100,000	1,000.00	1,000.00	2.80	25/01/2027	5	---	4	---	1	PREMIA S.A. (Non Convertible)	8.1667	5.7400	89.0010	91.4000	91.0999	89.2020	02/11/2023	24,000	22,059.99	90.0900	B	33/11/2023	87.6862	95.9899
500,000	1,000.00	1,000.00	4.00	10/07/2030	7	---	1	---	1	MYTILINEOS S.A. (Non Convertible)	13.3333	4.1760	98.5000	98.8000	98.7870	98.7120	02/11/2023	45,000	45,035.35	98.7500	B	33/11/2023	98.4000	100.0700
120,000	1,000.00	1,000.00	3.95	04/04/2025	7	---	12	---	1	GEK TERNA S.A. (Non Convertible)	3.7306	4.4360	98.0000	98.3000	98.0000	98.3000	02/11/2023	126,000	124,220.05	98.0000	B	33/11/2023	97.5523	100.5000

## Corporate Bonds Notes

Transactions Volume = (Pieces) \* (Nominal Price). Transactions Value = (Pieces) \* (Nominal Price) \* (price %) + (Accrued interest).

The price of a Bond is stated as a percentage (%) of Bond's Nominal Price.

Nominal Price in Euros (€), except if it is noted differently.

## Non Convertible Corporate Bonds - Regulated Market

Num Listed Bonds	Nominal price	Issue price	Today's Rate	Exp. Date	Duration (years)	Note	Coupon		Trading Unit	Corporate Bonds	Accrued Int.	Yield.T.Mat	Price min	Price max	Closing price	Previous closing price/date	Volume	Transactions Value	Last order			ear min	Year max	
							Common	Preferred											Price	Buy / Sell	Date			
120,000	1,000.00	1,000.00	2.65	06/12/2028	7	---	4	---	1	NOVAL PROPERTY REIC (Non Convertible)	11.3361	5.3390	87.0000	88.0000	88.0000	87.3500	02/11/2023	26,000	22,988.74	85.8600	B	03/11/2023	83.8000	91.9500

## Corporate Bonds Notes

Transactions Volume = (Pieces) \* (Nominal Price). Transactions Value = (Pieces) \* (Nominal Price) \* (price %) + (Accrued interest).

The price of a Bond is stated as a percentage (%) of Bond's Nominal Price.

Nominal Price in Euros (€), except if it is noted differently.

## Government Bonds

Number Listed Bonds	Nominal price	Today's Rate	Accrued Interest Calc	Exp. Date [1]	Duration (years)	Note	Coupons Date	Curr. coupon value	Trading Unit	Government Bonds	Price min	Price max	Closing price	Previous closing price/date	Volume	Transactions Value	Price	Last order Buy / Sell	Date
4,500,000	1,000.00	1.88	Actual/Actual	04/02/2035	15	---	04/02	1.88	1	GGB-FXD-040235-15Y-1.875-1.000	---	---	---	---	---	---	---	---	---
1,805,793	1,000.00	3.45	Actual/Actual	02/04/2024	5	---	02/04	3.45	1	GGB-FXD-020424-05Y-3.450-1.000	---	---	---	---	---	---	---	---	---
6,000,000	1,000.00	0.75	Actual/Actual	18/06/2031	10	---	18/06	0.75	1	GGB-FXD-180631-10Y-0.750-1.000	---	---	---	---	---	---	---	---	---
2,900,000	1,000.00	3.88	Actual/Actual	15/06/2028	5	---	15/06	3.88	1	GGB-FXD-150628-05Y-3.875-1.000	---	---	---	---	---	---	---	---	---
5,962,747,327	1.00	3.75	Actual/Actual	30/01/2028	10	---	/02 - 01/02 - 31/	3.75	1	GGB-FXD-300128-10Y-3.750-1.00	---	---	---	85.4610 13/07/2018	---	---	1.0000	B	28/11/2018
7,067,309,386	1.00	3.90	Actual/Actual	30/01/2033	15	---	/02 - 01/02 - 31/	3.90	1	GGB-FXD-300133-15Y-3.900-1.00	---	---	---	78.6730 13/07/2018	---	---	1.0000	B	28/11/2018
5,622,848,349	1.00	4.00	Actual/Actual	30/01/2037	19	---	/02 - 01/02 - 31/	4.00	1	GGB-FXD-300137-19Y-4.000-1.00	---	---	---	77.0370 13/07/2018	---	---	1.0000	B	28/11/2018
5,476,770,669	1.00	4.20	Actual/Actual	30/01/2042	24	---	/02 - 01/02 - 31/	4.20	1	GGB-FXD-300142-24Y-4.200-1.00	---	---	---	77.7640 13/07/2018	---	---	1.0000	B	28/11/2018
48,794,718	1.00	4.30	Actual/Actual	24/02/2024	12	---	24/02	4.30	1	GGB-FXD-240224-12Y-2.000-1.00	---	---	---	10.0000 22/06/2015	---	---	---	---	---
40,248,141	1.00	4.30	Actual/Actual	24/02/2025	13	---	24/02	4.30	1	GGB-FXD-240225-13Y-2.000-1.00	---	---	---	10.0000 22/06/2015	---	---	---	---	---
59,586,043	1.00	4.30	Actual/Actual	24/02/2026	14	---	24/02	4.30	1	GGB-FXD-240226-14Y-2.000-1.00	---	---	---	10.0000 22/06/2015	---	---	---	---	---
41,118,344	1.00	4.30	Actual/Actual	24/02/2027	15	---	24/02	4.30	1	GGB-FXD-240227-15Y-2.000-1.00	---	---	---	10.0000 22/06/2015	---	---	---	---	---
45,137,734	1.00	4.30	Actual/Actual	24/02/2028	16	---	24/02	4.30	1	GGB-FXD-240228-16Y-2.000-1.00	---	---	---	10.0000 22/06/2015	---	---	---	---	---
61,768,888	1.00	4.30	Actual/Actual	24/02/2029	17	---	24/02	4.30	1	GGB-FXD-240229-17Y-2.000-1.00	---	---	---	10.0000 22/06/2015	---	---	---	---	---
54,567,744	1.00	4.30	Actual/Actual	24/02/2030	18	---	24/02	4.30	1	GGB-FXD-240230-18Y-2.000-1.00	---	---	---	10.0000 22/06/2015	---	---	---	---	---
37,541,515	1.00	4.30	Actual/Actual	24/02/2031	19	---	24/02	4.30	1	GGB-FXD-240231-19Y-2.000-1.00	---	---	---	10.0000 22/06/2015	---	---	---	---	---
37,558,317	1.00	4.30	Actual/Actual	24/02/2032	20	---	24/02	4.30	1	GGB-FXD-240232-20Y-2.000-1.00	---	---	---	10.0000 22/06/2015	---	---	---	---	---
37,473,732	1.00	4.30	Actual/Actual	24/02/2033	21	---	24/02	4.30	1	GGB-FXD-240233-21Y-2.000-1.00	---	---	---	10.0000 22/06/2015	---	---	---	---	---
33,888,293	1.00	4.30	Actual/Actual	24/02/2034	22	---	24/02	4.30	1	GGB-FXD-240234-22Y-2.000-1.00	---	---	---	10.0000 22/06/2015	---	---	---	---	---
35,177,800	1.00	4.30	Actual/Actual	24/02/2035	23	---	24/02	4.30	1	GGB-FXD-240235-23Y-2.000-1.00	---	---	---	10.0000 22/06/2015	---	---	---	---	---
35,547,268	1.00	4.30	Actual/Actual	24/02/2036	24	---	24/02	4.30	1	GGB-FXD-240236-24Y-2.000-1.00	---	---	---	10.0000 22/06/2015	---	---	---	---	---
40,246,306	1.00	4.30	Actual/Actual	24/02/2037	25	---	24/02	4.30	1	GGB-FXD-240237-25Y-2.000-1.00	---	---	---	10.0000 22/06/2015	---	---	---	---	---
37,643,952	1.00	4.30	Actual/Actual	24/02/2038	26	---	24/02	4.30	1	GGB-FXD-240238-26Y-2.000-1.00	---	---	---	10.0000 22/06/2015	---	---	---	---	---
36,977,100	1.00	4.30	Actual/Actual	24/02/2039	27	---	24/02	4.30	1	GGB-FXD-240239-27Y-2.000-1.00	---	---	---	10.0000 22/06/2015	---	---	---	---	---
41,615,000	1.00	4.30	Actual/Actual	24/02/2040	28	---	24/02	4.30	1	GGB-FXD-240240-28Y-2.000-1.00	---	---	---	10.0000 22/06/2015	---	---	---	---	---
42,227,208	1.00	4.30	Actual/Actual	24/02/2041	29	---	24/02	4.30	1	GGB-FXD-240241-29Y-2.000-1.00	---	---	---	10.0000 22/06/2015	---	---	---	---	---
68,288,487	1.00	4.30	Actual/Actual	24/02/2042	30	---	24/02	4.30	1	GGB-FXD-240242-30Y-2.000-1.00	---	---	---	10.0000 22/06/2015	---	---	---	---	---
4,000,000	1,000.00	3.88	Actual/Actual	12/03/2029	10	---	12/03	3.88	1	GGB-FXD-120329-10Y-3.875-1.000	---	---	---	---	---	---	100.0000	B	15/10/2019
4,500,000	1,000.00	0.00	Actual/Actual	12/02/2026	5	---	12/02	0.00	1	GGB-FXD-120226-05Y-0.000-1.000	---	---	---	---	---	---	---	---	---
2,209,163	1,000.00	3.38	Actual/Actual	15/02/2025	7	---	15/02	3.38	1	GGB-FXD-150225-07Y-3.375-1.000	---	---	---	---	---	---	---	---	---
964,000	1,000.00	3.25	Actual/Actual	20/03/2025	6	---	20/03	3.25	1	GGB-FXD-200325-06Y-3.250-1.000	---	---	---	---	---	---	---	---	---
2,100,000	1,000.00	3.55	Actual/Actual	20/03/2026	7	---	20/03	3.55	1	GGB-FXD-200326-07Y-3.550-1.000	---	---	---	---	---	---	---	---	---
5,500,000	1,000.00	1.50	Actual/Actual	18/06/2030	10	---	18/06	1.50	1	GGB-FXD-180630-10Y-1.500-1.000	---	---	---	---	---	---	---	---	---
3,500,000	1,000.00	4.38	Actual/Actual	18/07/2038	15	---	18/07	4.38	1	GGB-FXD-180738-15Y-4.375-1.000	---	---	---	---	---	---	---	---	---

## Government Bonds Notes

Transactions Volume = (Pieces) \* (Nominal Price). Transactions Value = (Pieces) \* (Nominal Price) \* (price %) + (Accrued interest).

The Value of current coupon for the issues with NV 0.01 euro refers to NV 100 euros

FLR: Floating Interest Rate.

[1] - The Expiration Date of the interest bearing period and the Date for coupon payment.

## Government Bonds

Number Listed Bonds	Nominal price	Today's Rate	Accrued Interest Calc	Exp. Date [1]	Duration (years)	Note	Coupons Date	Curr. coupon value	Trading Unit	Government Bonds	Price min	Price max	Closing price	Previous closing price/date	Volume	Transactions Value	Price	Last order Buy / Sell	Date
40,000	1,000.00	4.67	FLR	Actual/360	18/09/2024	1	---	18/09 - 19/03	---	1	GGB-FLT-180924-01Y-4.670-1.000	---	---	---	---	---	---	---	---
5,364,250	1,000.00	3.25		Actual/Actual	20/03/2050	30	---	20/03	3.25	1	GGB-FXD-200350-30Y-3.250-1.000	---	---	---	---	---	---	---	---
3,924,361	1,000.00	2.00		Actual/Actual	22/04/2027	7	---	22/04	2.00	1	GGB-FXD-220427-07Y-2.000-1.000	---	---	---	---	---	99.9000	B	22/04/2020
2,500,000	1,000.00	1.88		Actual/Actual	23/07/2026	7	---	23/07	1.88	1	GGB-FXD-230726-07Y-1.875-1.000	---	---	---	---	---	---	---	---
4,500,000	1,000.00	4.25		Actual/Actual	15/06/2033	10	---	15/06	4.25	1	GGB-FXD-150633-10Y-4.250-1.000	---	---	---	---	---	---	---	---
3,500,000	1,000.00	1.88		Actual/Actual	24/01/2052	30	---	24/01	1.88	1	GGB-FXD-240152-30Y-1.875-1.000	---	---	---	---	---	---	---	---
3,700,000	1,000.00	1.75		Actual/Actual	18/06/2032	10	---	18/06	1.75	1	GGB-FXD-180632-10Y-1.750-1.000	---	---	---	---	---	---	---	---
2,200,000	1,000.00	1.13	FLR	Actual/360	15/12/2027	5	---	- 15/12 - 15/03 -	---	1	GGB-FLT-151227-05Y-1.130-1.000	---	---	---	---	---	102.1600	B	30/12/2022

## Government Bonds Notes

Transactions Volume = (Pieces) \* (Nominal Price). Transactions Value = (Pieces) \* (Nominal Price) \* (price %) + (Accrued interest).

The Value of current coupon for the issues with NV 0.01 euro refers to NV 100 euros

FLR: Floating Interest Rate.

[1] - The Expiration Date of the interest bearing period and the Date for coupon payment.

## Treasury Bills &amp; Zero Coupon Government Bonds

Issue Date	13-Week Maturity									26-Week Maturity									52-Week Maturity								
	Exp. Date	Initial Rate	Num Listed Bonds	Nominal price	Issue price	Last Trade Price	Last Trade Date	Volume Traded	Note	Exp. Date	Initial Rate	Num Listed Bonds	Nominal price	Issue price	Last Trade Price	Last Trade Date	Volume Traded	Note	Exp. Date	Initial Rate	Num Listed Bonds	Nominal price	Issue price	Last Trade Price	Last Trade Date	Volume Traded	Note
09/12/2022	---	---	---	---	---	---	---	---	---	---	---	---	---	---	---	---	---	---	08/12/2023	2.73	600,000	1,000.00	973.10	---	---	---	---
10/03/2023	---	---	---	---	---	---	---	---	---	---	---	---	---	---	---	---	---	---	08/03/2024	3.75	1,000,000	1,000.00	963.46	---	---	---	---
09/06/2023	---	---	---	---	---	---	---	---	---	---	---	---	---	---	---	---	---	---	07/06/2024	3.84	1,600,000	1,000.00	962.60	---	---	---	---
08/09/2023	---	---	---	---	---	---	---	---	---	---	---	---	---	---	---	---	---	---	06/09/2024	3.81	812,500	1,000.00	962.90	---	---	---	---

Bonds in Circulation	Currency / Min nominal traded Value	Coupons Payment Date	Current Coupon Value	Note	Coupon	Trading Unit	Issue Date	Duration (years)	Today's Interest	A.I.C in days	Bonds	Last price of previous days		Last Outcry in Cash (euro)			Trades in Pieces	Life min	Life Max
												Price	Buy / Sell	Price	Buy / Sell	Date			
<b>Corporate Bonds in Foreign Currency and Euro</b>																			
103,746	GBP / 10	01/12	0.25	---	64	1	01/12/1930	98	2.5	360	National Mortgage Bank	2.27	05/02/1996	2.27	S	05/02/1996	---	2.27	2.27
0	GBP / 10	01/12	0.25	---	66	1	01/12/1928	100	2.5	360	National Mortgage Bank	---	---	---	---	---	---	---	---

## Government Bonds Notes

A.I.C: Accrued Interest Calculation base.

FLR: Floating Interest Rate.

The minimum tradeable Nominal Value for all Demeterialised Government Titles is 100 Euros.

(μφρ-0)



## Athex &amp; ATHEXClear Members List

Member Name				Stock Market			Derivatives Market		ATHEXClear Member	
	Address	Phone	Fax	Market Member	Remote Member	Market Maker	Proprietary	Market Maker	General Clearing	Direct Clearing
A. SARRIS SECURITIES S.A.				a						
6, ΔΡΑΓΑΤΣΑΝΙΟΥ 6 ΑΘΗΝΑ	2103367700									
AEONIC SECURITIES C.I.F. P.L.C.				a						
, ΛΑΪΟΥ 6, ΓΡ. 301B, ANNA COURT	35725337600									
ALPHA BANK S.A.									a	
, ΣΤΑΔΙΟΥ 40 ΑΘΗΝΑ	2103260000									
ALPHA FINANCE INVESTMENT SERVICES SINGLE MEMBER SA				a		a	a	a		a
5, ΠΑΝΕΠΙΣΤΗΜΙΟΥ 45 ΑΘΗΝΑ	2103677400									
ARGUS STOCKBROKERS LTD				a	a		a			
25, 25 ΛΕΩΦΟΡΟΣ ΔΗΜΟΣΘΕΝΗ ΣΕΒΕΡΗ	0035722717000									
ATLANTIC SECURITIES LTD				a	a					
37, ΠΡΟΔΡΟΜΟΥ 37	0035722445400									
AXON SECURITIES S.A.				a			a			
48, ΣΤΑΔΙΟΥ 48 ΑΘΗΝΑ	2103363800									
BETA SECURITIES S.A.				a		a	a			a
29, Λ. ΑΛΕΞΑΝΔΡΑΣ 29 ΑΘΗΝΑ	2106478930									
BNP PARIBAS S.A.									a	
, ΛΑΜΨΑΚΟΥ 2 ΑΘΗΝΑ	2107468525									
BOFA SECURITIES EUROPE SA				a	a					
, 112 AVENUE KL'BER 75116	+33 153655555									
CAPITAL SECURITIES S.A.				a			a			
58, ΜΗΤΡΟΠΟΛΕΩΣ 58 ΑΘΗΝΑ	2103369700									
CITIGROUP GLOBAL MARKETS EUROPE AG				a	a					
16, REUTERWEG 16	+49 691366-0									
CITIGROUP GLOBAL MARKETS LIMITED				a						
1, 33 CANADA SQUARE -CANARY WHARF	+44 02079864000									
CREDIT SUISSE BANK (EUROPE), S.A.				a	a					
, CALLE AYALA 42, 3A PLANTA-B MADRID	+34917916000									
CREDIT SUISSE SECURITIES (EUROPE) LIMITED				a						
1, ONE CABOT SQUARE LONDON	+44 2078888888									
CYCLOS SECURITIES S.A.				a			a			
39, ΧΑΡΙΛΑΟΥ ΤΡΙΚΟΥΠΗ 6-8-10 ΑΘΗΝΑ	2103364300									
DEUTSCHE BANK S.A.					a					
1, GREAT WINCHESTER STREET LONDON	+44 20 754 54209	00441133361437								
EUROBANK EQUITIES INVESTMENT FIRM SINGLE MEMBER SA				a		a	a	a		a
, ΦΙΛΕΛΛΗΝΩΝ 10 & ΞΕΝΟΦΩΝΤΟΣ 13 ΑΘΗΝΑ	2103720425									
EUROBANK S.A.									a	
, ΟΘΩΝΟΣ 8 ΑΘΗΝΑ	2144043907									
EUROCORP INVESTMENT SERVICES S.A.				a			a			a
14, ΠΛ.ΦΙΛΙΚΗΣ ΕΤΑΙΡΕΙΑΣ 14 ΑΘΗΝΑ	2107263600									
EUOTRUST INVESTMENT FIRM SA				a						
113, ΣΕΒΑΣΤΟΥΠΟΛΕΩΣ 113 ΑΘΗΝΑ	2103363100									
EUROXX SECURITIES S.A.				a		a	a	a		a
7, ΠΑΛΕΟΛΟΓΟΥ CHALANDRI	+30 2106879400	210-6879401								
7, ΠΑΛΑΙΟΛΟΓΟΥ CHALANDRI	(210)-6879400	(210)-6879401								
FREEDOM FINANCE EUROPE LTD				a	a					
, ΧΡΙΣΤΑΚΗ ΚΡΑΝΟΥ 20	035725257786									
G. A. PERVANAS SECURITIES- INVESTMENT SERVICES S.A.				a						
7-9, ΣΟΦΟΚΛΕΟΥΣ 7-9 ΑΘΗΝΑ	2103727200									
GLOBAL CAPITAL SECURITIES & FINANCIAL SERVICES LTD				a	a					
50, ΛΑΡΧΙΕΠΙΣΚΟΠΟΥ ΜΑΚΑΡΙΟΥ Γ50	0035722710710									
GREENPOST TRADING EUROPE LTD				a	a	a				
, ΚΙΜΩΝΟΣ 3, ACROPOLIS MANSIONS, 2ND FLOOR, FLAT/OFFICE 202	035722521389									
HELLENIC AMERICAN SECURITIES S.A.				a		a	a			a
27, ΑΝΔΡΕΑ ΠΑΠΑΝΔΡΕΟΥ 27 MAROUSI	2103311100									
HELLENIC BANK (INVESTMENTS) LTD					a					
, ΑΥΞ.ΚΥΡΙΑΚΟΥ MATSI 31 - PO BOX 24747 NICOSIA	+357 22500100	357 22500110								
HSBC CONTINENTAL EUROPE									a	
109-111, Λ.ΜΕΣΟΓΕΙΩΝ 109-111	2106960000									
INDEX SECURITIES S.A.				a						
6, ΔΡΑΓΑΤΣΑΝΙΟΥ 6 ΑΘΗΝΑ	2103213920									
J. CHR. MAVRIKIS SECURITIES S.A.				a						
5, ΣΟΦΟΚΛΕΟΥΣ 5 ΑΘΗΝΑ	2103216730									

## Athex &amp; ATHEXClear Members List

Member Name				Stock Market			Derivatives Market		ATHEXClear Member	
	Address	Phone	Fax	Market Member	Remote Member	Market Maker	Proprietary	Market Maker	General Clearing	Direct Clearing
KAPPA SECURITIES S.A.				a			a			
15, ΒΑΛΑΩΡΙΤΟΥ 15 ΑΘΗΝΑ	2103678600									
KARAMANOF SECURITIES & INVESTMENT SERVICES S.A.				a						
2, ΠΛ.ΑΓ.ΘΕΟΔΩΡΩΝ 2 ΑΘΗΝΑ	2103212947									
LAIKI FINANCIAL SERVICES LTD					a					
26, AVE. VYRONOS NICOSIA	357 22367367	357 22718567								
LEON DEPOLAS SECURITIES S.A.				a		a	a			
1, ΧΡΗΣΤΟΥ ΛΑΔΑ 1 ΑΘΗΝΑ	2103213276 -28									
MEGA EQUITY SECURITIES & FINANCIAL SERVICES PUBLIC LTD				a	a		a			
42-44, ΛΕΩΦ.ΓΡΙΒΑ ΔΙΓΕΝΗ 42-44	0035722711711									
MERIT SECURITIES S.A				a		a	a			a
5, ΣΟΦΟΚΛΕΟΥΣ 5 ΑΘΗΝΑ	2103671880									
MERRILL LYNCH INTERNATIONAL				a						
2, 2 KING EDWARD STREET LONDON	+44 20276281000									
N. CHRYSOCHOIDIS SECURITIES S.A.				a			a			a
7-9, ΣΟΦΟΚΛΕΟΥΣ 7-9 ΑΘΗΝΑ	2103213913									
NATIONAL BANK OF GREECE S.A.				a		a	a		a	
86, ΑΙΟΛΟΥ ΣΤΡ. ΑΘΗΝΑ	(210)-3341000	(210)-3228187								
68, ΑΚΑΔΙΜΙΑΣ ΣΤΡ. ΑΘΗΝΑ	(210)-3328817	(210)-3328678								
NATIONAL SECURITIES SINGLE MEMBER SA				a		a	a	a		
66, ΛΕΩΦΟΡΟΣ ΑΘΗΝΩΝ 128-132 & ΙΦΙΓΕΝΙΑΣ ΑΘΗΝΑ	2103328784									
NUNTIUS BROKERAGE AND INVESTMENT SERVICES S.A				a						
6, ΔΡΑΓΑΤΣΑΝΙΟΥ 6 ΑΘΗΝΑ	2103350599									
ONE PLUS CAPITAL LIMITED				a	a					
, 75 PRODROMOU AVENUE NICOSIA 1307	35722873760									
OPTIMA BANK S.A.				a		a	a	a	a	
, ΑΙΓΙΑΛΕΙΑΣ 32 & ΠΑΡΑΔΕΙΣΟΥ ΜΑΡΟΥΣΙ	210 8173000									
PANCRETA BANK S.A									a	
, ΙΚΑΡΟΥ 5	2810338746									
PANTELAKIS SECURITIES S.A.				a		a	a	a		
57, ΕΘΝΙΚΗΣ ΑΝΤΙΣΤΑΣΕΩΣ 57, ΚΤΙΠΙΟ Β CHALANDRI	2106965000								a	
PIRAEUS BANK S.A.				a			a			
, ΑΜΕΡΙΚΗΣ 4 ΑΘΗΝΑ	2103335000									
PIRAEUS SECURITIES S. A.				a		a	a	a		a
10, ΣΤΑΔΙΟΥ 10 ΑΘΗΝΑ	2103354100									
PROCHOICE SECURITIES LTD				a	a					
57, ΛΕΩΦ.ΣΠΥΡΟΥ ΚΥΠΡΙΑΝΟΥ 57, ΑΚΙΝΗΤΑ Φ	035724661192									
SHARELINK SECURITIES & FINANCIAL SERVICES LTD				a			a			
6, HOUSE-ΘΕΟΤΟΚΗ 6 ΜΕΓΑΡΟ ΕΛΜΗΝΑ	+357 22554200									
SOCIETE GENERALE S.A.				a	a		a			
, 17 COURS VALMY, CEDEX	+157290504									
SOLIDUS SECURITIES S.A				a			a			a
64, ΛΟΥΙΖΗΣ ΠΙΑΝΚΟΥΡ 64 ΑΘΗΝΑ	2106900600									
ST. EM. LAVRENTAKIS SECURITIES S.A.				a			a			
7-9, ΣΟΦΟΚΛΕΟΥΣ 7-9 ΑΘΗΝΑ	2103213336									
THE CYPRUS INVESTMENT & SECURITIES CORPORATION LTD				a	a					
154, ΑΓΙΟΥ ΠΡΟΚΟΠΙΟΥ & ΠΟΣΕΙΔΩΝΟΣ 1	0035722121700									
UBS EUROPE SE				a	a					
, OPERNTURM, BOCKENHEIMER LANDSTRASSE 2-4	496921790									
UBS LIMITED					a					
1, FINSBURY AVENUE LONDON	+44 2075687135									

## List of Stocks under Market Making operations

Securities	Market Maker	Start Market Making	Stock Category
MLS MULTIMEDIA SA (CR)			Suspension Status
	PIRAEUS SECURITIES S. A.	01/08/2019	
ALPHA ETF FTSE Athex Large Cap			Exchange Traded Funds (ETFs)
	ALPHA FINANCE INVESTMENT SERVICES SINGLE MEMBER SA	02/01/1900	
	NATIONAL SECURITIES SINGLE MEMBER SA	02/01/1900	
ADMIE (IPTO) HOLDING S.A. (CR)			Main Market
	EUROBANK EQUITIES INVESTMENT FIRM SINGLE MEMBER SA	24/05/2021	
	HELLENIC AMERICAN SECURITIES S.A.	09/03/2020	
	PIRAEUS SECURITIES S. A.	29/06/2017	
AEGEAN AIRLINES (CR)			Main Market
	EUROBANK EQUITIES INVESTMENT FIRM SINGLE MEMBER SA	22/09/2020	
ALPHA SERVICES HOLD (CR)			Main Market
	ALPHA FINANCE INVESTMENT SERVICES SINGLE MEMBER SA	29/02/2016	
	EUROBANK EQUITIES INVESTMENT FIRM SINGLE MEMBER SA	22/10/2006	
	GREENPOST TRADING EUROPE LTD	12/06/2023	
	HELLENIC AMERICAN SECURITIES S.A.	25/07/2014	
	LEON DEPOLAS SECURITIES S.A.	04/01/2016	
	MERIT SECURITIES S.A	03/09/2012	
	NATIONAL SECURITIES SINGLE MEMBER SA	02/01/1900	
	PIRAEUS SECURITIES S. A.	28/05/2009	
ALPHA TRUST (CR)			Main Market
	EUROBANK EQUITIES INVESTMENT FIRM SINGLE MEMBER SA	06/02/2023	
	LEON DEPOLAS SECURITIES S.A.	04/01/2021	
ALUMIL (CR)			Main Market
	PIRAEUS SECURITIES S. A.	31/07/2023	
ANDROMEDA SA (CR)			Main Market
	BETA SECURITIES S.A.	15/02/2021	
	OPTIMA BANK S.A.	03/04/2023	
ATTICA BANK S.A. (CR)			Main Market
	EUROXX SECURITIES S.A.	22/01/2016	
	PIRAEUS SECURITIES S. A.	20/09/2017	
AUSTRIACARD (CB)			Main Market
	BETA SECURITIES S.A.	23/03/2023	
	EUROBANK EQUITIES INVESTMENT FIRM SINGLE MEMBER SA	15/05/2023	
AUTOHELLAS SA (CR)			Main Market
	ALPHA FINANCE INVESTMENT SERVICES SINGLE MEMBER SA	01/07/2019	
	EUROXX SECURITIES S.A.	02/07/2018	
AVAX S.A. (CR)			Main Market
	EUROBANK EQUITIES INVESTMENT FIRM SINGLE MEMBER SA	14/12/2015	
	OPTIMA BANK S.A.	04/09/2023	
	PIRAEUS SECURITIES S. A.	01/02/2021	
AVE (CR)			Main Market
	EUROXX SECURITIES S.A.	05/06/2020	
BRIO PROPERTIES (CR)			Main Market
	EUROBANK EQUITIES INVESTMENT FIRM SINGLE MEMBER SA	09/09/2019	
	LEON DEPOLAS SECURITIES S.A.	22/02/2021	
CC HBC AG (CR)			Main Market
	BETA SECURITIES S.A.	08/03/2021	
	NATIONAL SECURITIES SINGLE MEMBER SA	02/01/1900	
	PIRAEUS SECURITIES S. A.	04/05/2015	
CENERGY HOLDINGS (CB)			Main Market
	ALPHA FINANCE INVESTMENT SERVICES SINGLE MEMBER SA	02/01/2016	
	EUROBANK EQUITIES INVESTMENT FIRM SINGLE MEMBER SA	02/01/2016	
	OPTIMA BANK S.A.	14/03/2022	
	PANTELAKIS SECURITIES S.A.	27/12/2022	
CNL CAPITAL (CR)			Main Market
	MERIT SECURITIES S.A	01/10/2018	
DIMAND (CR)			Main Market
	ALPHA FINANCE INVESTMENT SERVICES SINGLE MEMBER SA	08/08/2022	
	EUROBANK EQUITIES INVESTMENT FIRM SINGLE MEMBER SA	08/08/2022	
	PANTELAKIS SECURITIES S.A.	15/05/2023	
EKTER SA (CR)			Main Market
	BETA SECURITIES S.A.	26/09/2022	
	EUROBANK EQUITIES INVESTMENT FIRM SINGLE MEMBER SA	16/10/2017	
	LEON DEPOLAS SECURITIES S.A.	21/05/2018	
ELASTRON (CR)			Main Market
	LEON DEPOLAS SECURITIES S.A.	20/02/2017	

## List of Stocks under Market Making operations

Securities	Stock Category
Market Maker	Start Market Making
<b>ELLAKTOR (CR)</b>	Main Market
ALPHA FINANCE INVESTMENT SERVICES SINGLE MEMBER SA	18/03/2019
EUROBANK EQUITIES INVESTMENT FIRM SINGLE MEMBER SA	01/06/2012
EUROXX SECURITIES S.A.	24/09/2018
NATIONAL SECURITIES SINGLE MEMBER SA	02/01/1900
PIRAEUS SECURITIES S. A.	22/10/2018
<b>ELTON SA (CR)</b>	Main Market
EUROBANK EQUITIES INVESTMENT FIRM SINGLE MEMBER SA	28/11/2022
OPTIMA BANK S.A.	30/01/2023
<b>ELVALHALCOR (CR)</b>	Main Market
ALPHA FINANCE INVESTMENT SERVICES SINGLE MEMBER SA	07/05/2018
BETA SECURITIES S.A.	09/01/2023
EUROBANK EQUITIES INVESTMENT FIRM SINGLE MEMBER SA	07/05/2018
<b>ENTERSOFT (CR)</b>	Main Market
ALPHA FINANCE INVESTMENT SERVICES SINGLE MEMBER SA	23/03/2023
EUROBANK EQUITIES INVESTMENT FIRM SINGLE MEMBER SA	22/06/2020
<b>EUROBANK HOLDINGS (CR)</b>	Main Market
ALPHA FINANCE INVESTMENT SERVICES SINGLE MEMBER SA	09/01/2006
EUROBANK EQUITIES INVESTMENT FIRM SINGLE MEMBER SA	01/06/2012
GREENPOST TRADING EUROPE LTD	12/06/2023
HELLENIC AMERICAN SECURITIES S.A.	25/07/2014
LEON DEPOLAS SECURITIES S.A.	30/11/2018
MERIT SECURITIES S.A	06/11/2017
NATIONAL SECURITIES SINGLE MEMBER SA	02/01/1900
PIRAEUS SECURITIES S. A.	28/09/2009
<b>EUROCONSULTANTS S.A. (CR)</b>	Main Market
OPTIMA BANK S.A.	01/02/2023
<b>EYDAP S.A. (CR)</b>	Main Market
ALPHA FINANCE INVESTMENT SERVICES SINGLE MEMBER SA	27/01/2020
EUROBANK EQUITIES INVESTMENT FIRM SINGLE MEMBER SA	10/06/2019
<b>FOURLIS (CR)</b>	Main Market
EUROBANK EQUITIES INVESTMENT FIRM SINGLE MEMBER SA	01/12/2016
PIRAEUS SECURITIES S. A.	06/03/2017
<b>GEK TERNA (CR)</b>	Main Market
BETA SECURITIES S.A.	08/03/2021
EUROBANK EQUITIES INVESTMENT FIRM SINGLE MEMBER SA	24/05/2021
PIRAEUS SECURITIES S. A.	29/08/2019
<b>GR. SARANTIS S.A. (CR)</b>	Main Market
BETA SECURITIES S.A.	14/05/2012
EUROBANK EQUITIES INVESTMENT FIRM SINGLE MEMBER SA	24/10/2016
<b>HELLENIC EXCHANGES-A.S.E. (CR)</b>	Main Market
HELLENIC AMERICAN SECURITIES S.A.	01/09/2014
NATIONAL SECURITIES SINGLE MEMBER SA	02/01/1900
PIRAEUS SECURITIES S. A.	04/05/2015
<b>HELLENIQ ENERGY (CR)</b>	Main Market
EUROBANK EQUITIES INVESTMENT FIRM SINGLE MEMBER SA	01/11/2023
HELLENIC AMERICAN SECURITIES S.A.	14/09/2015
PIRAEUS SECURITIES S. A.	20/03/2017
<b>IDEAL HOLDINGS (CR)</b>	Main Market
EUROBANK EQUITIES INVESTMENT FIRM SINGLE MEMBER SA	07/06/2021
PIRAEUS SECURITIES S. A.	07/06/2021
<b>INTERCONTINENTAL (CR)</b>	Main Market
LEON DEPOLAS SECURITIES S.A.	03/06/2019
<b>INTERLIFE G.C.I.(CR)</b>	Main Market
BETA SECURITIES S.A.	24/10/2022
<b>INTERWOOD-XYLEMPORIA (CR)</b>	Main Market
EUROBANK EQUITIES INVESTMENT FIRM SINGLE MEMBER SA	05/07/2021
PANTELAKIS SECURITIES S.A.	01/07/2021
<b>INTRAKAT (CR)</b>	Main Market
BETA SECURITIES S.A.	04/10/2021
PANTELAKIS SECURITIES S.A.	10/10/2022
<b>JUMBO SA (CR)</b>	Main Market
BETA SECURITIES S.A.	01/02/2021
EUROBANK EQUITIES INVESTMENT FIRM SINGLE MEMBER SA	25/05/2020
GREENPOST TRADING EUROPE LTD	12/06/2023
MERIT SECURITIES S.A	06/11/2017
PIRAEUS SECURITIES S. A.	06/03/2017
<b>KLOUKINAS - LAPPAS SA (CR)</b>	Main Market
OPTIMA BANK S.A.	02/01/2023

## List of Stocks under Market Making operations

Securities	Stock Category
Market Maker	Start Market Making
<b>KRI-KRI S.A. (CR)</b>	Main Market
EUROBANK EQUITIES INVESTMENT FIRM SINGLE MEMBER SA	07/05/2018
LEON DEPOLAS SECURITIES S.A.	16/01/2017
<b>LAMDA DEVELOPMENT SA (CR)</b>	Main Market
EUROBANK EQUITIES INVESTMENT FIRM SINGLE MEMBER SA	08/12/2014
PANTELAKIS SECURITIES S.A.	06/11/2017
PIRAEUS SECURITIES S. A.	29/06/2017
<b>LAMPSA HOTEL SA (CR)</b>	Main Market
LEON DEPOLAS SECURITIES S.A.	16/01/2017
<b>MIG (CR)</b>	Main Market
PIRAEUS SECURITIES S. A.	02/02/2009
<b>MOTODYNAMICS S.A. (CR)</b>	Main Market
OPTIMA BANK S.A.	25/08/2023
<b>MOTOR OIL (CR)</b>	Main Market
BETA SECURITIES S.A.	08/03/2021
EUROBANK EQUITIES INVESTMENT FIRM SINGLE MEMBER SA	22/10/2006
GREENPOST TRADING EUROPE LTD	12/06/2023
LEON DEPOLAS SECURITIES S.A.	01/04/2019
MERIT SECURITIES S.A	25/02/2019
NATIONAL SECURITIES SINGLE MEMBER SA	02/01/1900
PIRAEUS SECURITIES S. A.	04/05/2015
<b>MPL KEDROS (CR)</b>	Main Market
MERIT SECURITIES S.A	30/09/2022
OPTIMA BANK S.A.	16/10/2023
<b>MYTILINEOS (CR)</b>	Main Market
ALPHA FINANCE INVESTMENT SERVICES SINGLE MEMBER SA	15/04/2019
BETA SECURITIES S.A.	11/04/2022
EUROBANK EQUITIES INVESTMENT FIRM SINGLE MEMBER SA	20/09/2017
GREENPOST TRADING EUROPE LTD	12/06/2023
MERIT SECURITIES S.A	25/02/2019
NATIONAL SECURITIES SINGLE MEMBER SA	02/01/1900
PIRAEUS SECURITIES S. A.	04/05/2015
<b>NATIONAL BANK (CR)</b>	Main Market
ALPHA FINANCE INVESTMENT SERVICES SINGLE MEMBER SA	09/01/2006
EUROBANK EQUITIES INVESTMENT FIRM SINGLE MEMBER SA	22/10/2006
GREENPOST TRADING EUROPE LTD	12/06/2023
HELLENIC AMERICAN SECURITIES S.A.	25/07/2014
LEON DEPOLAS SECURITIES S.A.	20/05/2015
MERIT SECURITIES S.A	03/09/2012
NATIONAL SECURITIES SINGLE MEMBER SA	02/01/1900
PIRAEUS SECURITIES S. A.	08/09/2008
<b>OPAP (CR)</b>	Main Market
ALPHA FINANCE INVESTMENT SERVICES SINGLE MEMBER SA	09/01/2006
BETA SECURITIES S.A.	11/04/2022
EUROBANK EQUITIES INVESTMENT FIRM SINGLE MEMBER SA	22/10/2006
GREENPOST TRADING EUROPE LTD	12/06/2023
HELLENIC AMERICAN SECURITIES S.A.	25/07/2014
MERIT SECURITIES S.A	20/03/2017
NATIONAL SECURITIES SINGLE MEMBER SA	02/01/1900
PIRAEUS SECURITIES S. A.	04/05/2015
<b>OTE (CR)</b>	Main Market
ALPHA FINANCE INVESTMENT SERVICES SINGLE MEMBER SA	09/01/2006
BETA SECURITIES S.A.	11/04/2022
EUROBANK EQUITIES INVESTMENT FIRM SINGLE MEMBER SA	22/10/2006
GREENPOST TRADING EUROPE LTD	12/06/2023
HELLENIC AMERICAN SECURITIES S.A.	25/07/2014
LEON DEPOLAS SECURITIES S.A.	20/04/2015
MERIT SECURITIES S.A	20/03/2017
NATIONAL SECURITIES SINGLE MEMBER SA	02/01/1900
PIRAEUS SECURITIES S. A.	08/09/2008
<b>P.P.A. S.A. (CR)</b>	Main Market
EUROBANK EQUITIES INVESTMENT FIRM SINGLE MEMBER SA	06/02/2019
<b>PAPOUTSANIS (CR)</b>	Main Market
ALPHA FINANCE INVESTMENT SERVICES SINGLE MEMBER SA	19/11/2018
BETA SECURITIES S.A.	25/11/2013
<b>PETROPOULOS PETROS (CR)</b>	Main Market
EUROBANK EQUITIES INVESTMENT FIRM SINGLE MEMBER SA	01/04/2019
PANTELAKIS SECURITIES S.A.	16/03/2020

## List of Stocks under Market Making operations

Securities	Stock Category
Market Maker	Start Market Making
<b>PIRAEUS FINANCIAL HOLD (CR)</b>	<b>Main Market</b>
ALPHA FINANCE INVESTMENT SERVICES SINGLE MEMBER SA	15/04/2019
EUROBANK EQUITIES INVESTMENT FIRM SINGLE MEMBER SA	22/10/2006
EUROXX SECURITIES S.A.	15/02/2016
GREENPOST TRADING EUROPE LTD	12/06/2023
HELLENIC AMERICAN SECURITIES S.A.	25/07/2014
LEON DEPOLAS SECURITIES S.A.	30/11/2018
MERIT SECURITIES S.A	16/09/2013
NATIONAL SECURITIES SINGLE MEMBER SA	02/01/1900
PIRAEUS SECURITIES S. A.	16/02/2009
<b>PPC (CR)</b>	<b>Main Market</b>
ALPHA FINANCE INVESTMENT SERVICES SINGLE MEMBER SA	09/01/2006
BETA SECURITIES S.A.	01/02/2021
EUROBANK EQUITIES INVESTMENT FIRM SINGLE MEMBER SA	22/10/2006
GREENPOST TRADING EUROPE LTD	12/06/2023
HELLENIC AMERICAN SECURITIES S.A.	01/09/2014
MERIT SECURITIES S.A	06/11/2017
NATIONAL SECURITIES SINGLE MEMBER SA	02/01/1900
PIRAEUS SECURITIES S. A.	28/09/2009
<b>PREMA (CR)</b>	<b>Main Market</b>
BETA SECURITIES S.A.	01/06/2021
LEON DEPOLAS SECURITIES S.A.	05/12/2022
PANTELAKIS SECURITIES S.A.	23/12/2021
<b>PROFILE SA (CR)</b>	<b>Main Market</b>
OPTIMA BANK S.A.	03/04/2023
PANTELAKIS SECURITIES S.A.	01/07/2019
<b>QUALITY &amp; RELIABILITY SA (CR)</b>	<b>Main Market</b>
OPTIMA BANK S.A.	03/01/2023
<b>QUEST HOLDINGS (CR)</b>	<b>Main Market</b>
BETA SECURITIES S.A.	26/03/2018
EUROBANK EQUITIES INVESTMENT FIRM SINGLE MEMBER SA	28/01/2019
<b>REVOIL (CR)</b>	<b>Main Market</b>
BETA SECURITIES S.A.	26/06/2023
<b>SIDMA STEEL (CR)</b>	<b>Main Market</b>
OPTIMA BANK S.A.	25/05/2023
<b>SPACE HELLAS SA (CR)</b>	<b>Main Market</b>
MERIT SECURITIES S.A	09/12/2022
<b>TECHNICAL OLYMPIC SA (CR)</b>	<b>Main Market</b>
OPTIMA BANK S.A.	05/07/2023
<b>TERNA ENERGY (CR)</b>	<b>Main Market</b>
EUROBANK EQUITIES INVESTMENT FIRM SINGLE MEMBER SA	24/05/2021
PIRAEUS SECURITIES S. A.	09/12/2019
<b>THRACE PLASTICS SA (CR)</b>	<b>Main Market</b>
ALPHA FINANCE INVESTMENT SERVICES SINGLE MEMBER SA	26/03/2018
EUROBANK EQUITIES INVESTMENT FIRM SINGLE MEMBER SA	26/03/2018
<b>TITAN CEMENT (CB)</b>	<b>Main Market</b>
BETA SECURITIES S.A.	01/02/2021
EUROBANK EQUITIES INVESTMENT FIRM SINGLE MEMBER SA	06/11/2019
PIRAEUS SECURITIES S. A.	18/01/2021
<b>TZIRAKIAN PROFIL (CR)</b>	<b>Main Market</b>
LEON DEPOLAS SECURITIES S.A.	19/07/2021
<b>VIOHALCO SA/MV (CB)</b>	<b>Main Market</b>
ALPHA FINANCE INVESTMENT SERVICES SINGLE MEMBER SA	11/03/2008
EUROBANK EQUITIES INVESTMENT FIRM SINGLE MEMBER SA	04/03/2014
MERIT SECURITIES S.A	17/03/2014

Underlying Asset				Derivatives Market													
Price max	Price min	Closing price	change	Delivery Month	Open price	Price max	Price min	Last price	Closing price	Last Bid	Last Ask	Fixing price*	Life high	Life low	Trades	Volume	Open Interest
<b>FTSE/Athex Large Cap</b>				(Trade Unit: 1 Index Point x 2E, Cash Settlement)													
3,019.87	2,973.82	2,981.22	-0.02%	November 2023	2,995.00	3,020.00	2,974.25	2,974.50	2,974.50	---	---	---	3,094.00	---	194	689	3,081
				December 2023	2,998.25	3,010.00	2,970.00	2,970.00	2,970.00	---	---	---	3,010.00	---	17	36	270
				January 2024	---	---	---	---	2,976.50	---	---	---	2,923.00	---	---	---	40
				March 2024	---	---	---	---	3,004.00	---	---	---	---	---	---	---	---
				June 2024	---	---	---	---	3,020.25	---	---	---	---	---	---	---	---
				September 2024	---	---	---	---	3,035.25	---	---	---	---	---	---	---	---
<b>FTSE/Athex Banks</b>				(Trade Unit: 1 Index Point x 15E, Cash Settlement)													
994.29	969.08	975.49	-0.38%	December 2023	996.00	996.00	984.00	984.00	984.00	---	---	---	1,024.75	---	3	20	1,827
				March 2024	---	---	---	---	986.50	---	---	---	---	---	---	---	---
				June 2024	---	---	---	---	991.75	---	---	---	---	---	---	---	---
				September 2024	---	---	---	---	996.75	---	---	---	---	---	---	---	---
<b>MSCI GREECE REBASED</b>				(Trade Unit: 1 Index Point x 2E, Cash Settlement)													
4,857.15	4,776.38	4,792.62	0.00%	November 2023	---	---	---	---	4,788.50	---	---	---	4,708.25	---	---	---	83
				December 2023	---	---	---	---	4,966.50	---	---	---	5,012.25	---	---	---	20
				January 2024	---	---	---	---	4,763.25	---	---	---	4,683.25	---	---	---	---
				February 2024	---	---	---	---	4,820.75	---	---	---	---	---	---	---	---
				March 2024	---	---	---	---	4,828.25	---	---	---	---	---	---	---	---
				April 2024	---	---	---	---	4,837.50	---	---	---	---	---	---	---	---
				June 2024	---	---	---	---	4,854.25	---	---	---	---	---	---	---	---
				September 2024	---	---	---	---	4,878.50	---	---	---	---	---	---	---	---

Derivatives notes

Fixing prices and final open positions can be retrieved from the following path <http://www.helex.gr/el/web/guest/statistics-end-of-day-derivatives>

Underlying Asset				Derivatives Market													
Price max	Price min	Closing price	change	Delivery Month	Open price	Price max	Price min	Last price	Closing price	Last Bid	Last Ask	Fixing price*	Life high	Life low	Trades	Volume	Open Interest
<b>ADMIE (IPTO) HOLDING S.A. (CR)</b>				(Contract Size: 100 Securities, Physical Delivery)													
2.08	2.035	2.055	-0.24%	December 2023	2.08	2.10	2.06	2.07	2.07	---	---	---	2.42	---	66	1,108	22,661
				March 2024	---	---	---	---	2.08	---	---	---	---	---	---	---	---
				June 2024	---	---	---	---	2.09	---	---	---	---	---	---	---	---
				September 2024	---	---	---	---	2.10	---	---	---	---	---	---	---	---
<b>AEGEAN AIRLINES (CR)</b>				(Contract Size: 100 Securities, Physical Delivery)													
11.04	10.66	10.82	-0.55%	December 2023	11.03	11.10	10.76	10.80	10.80	---	---	---	13.64	---	59	215	4,959
				March 2024	---	---	---	---	10.96	---	---	---	---	---	---	---	---
				June 2024	---	---	---	---	11.02	---	---	---	---	---	---	---	---
				September 2024	---	---	---	---	11.08	---	---	---	---	---	---	---	---
<b>ALPHA SERVICES HOLD (CR)</b>				(Contract Size: 100 Securities, Physical Delivery)													
1.473	1.4385	1.4445	-0.58%	December 2023	1.48	1.48	1.45	1.45	1.45	---	---	---	1.65	---	219	6,480	200,943
				March 2024	---	---	---	---	1.46	---	---	---	---	---	---	---	---
				June 2024	---	---	---	---	1.46	---	---	---	1.30	---	---	---	3
				September 2024	---	---	---	---	1.48	---	---	---	---	---	---	---	---
<b>AUTOHELLAS SA (CR)</b>				(Contract Size: 100 Securities, Physical Delivery)													
12.96	12.72	12.94	0.47%	December 2023	12.92	12.92	12.92	12.92	12.92	---	---	---	14.22	---	1	2	78
				March 2024	---	---	---	---	12.98	---	---	---	---	---	---	---	---
				June 2024	---	---	---	---	13.05	---	---	---	---	---	---	---	---
				September 2024	---	---	---	---	13.11	---	---	---	---	---	---	---	---
<b>AVAX S.A. (CR)</b>				(Contract Size: 100 Securities, Physical Delivery)													
1.396	1.354	1.384	0.44%	December 2023	1.38	1.38	1.37	1.38	1.38	---	---	---	1.49	---	15	20	1,506
				March 2024	---	---	---	---	1.39	---	---	---	---	---	---	---	---
				June 2024	---	---	---	---	1.40	---	---	---	---	---	---	---	---
				September 2024	---	---	---	---	1.40	---	---	---	---	---	---	---	---
<b>CC HBC AG (CR)</b>				(Contract Size: 100 Securities, Physical Delivery)													
24.67	24.4	24.4	0.25%	December 2023	24.59	24.66	24.51	24.51	24.51	---	---	---	27.19	---	22	66	448
				March 2024	---	---	---	---	24.52	---	---	---	---	---	---	---	---
				June 2024	---	---	---	---	24.65	---	---	---	---	---	---	---	---
				September 2024	---	---	---	---	24.78	---	---	---	---	---	---	---	---
<b>CENERGY HOLDINGS (CB)</b>				(Contract Size: 100 Securities, Physical Delivery)													
6.73	6.57	6.62	0.30%	December 2023	6.67	6.70	6.59	6.61	6.61	---	---	---	7.22	---	57	316	5,020
				March 2024	---	---	---	---	6.65	---	---	---	---	---	---	---	---
				June 2024	---	---	---	---	6.69	---	---	---	---	---	---	---	---
				September 2024	---	---	---	---	6.72	---	---	---	---	---	---	---	---

Derivatives notes

Fixing prices and final open positions can be retrieved from the following path <http://www.helex.gr/el/web/guest/statistics-end-of-day-derivatives>



Underlying Asset				Derivatives Market													
Price max	Price min	Closing price	change	Delivery Month	Open price	Price max	Price min	Last price	Closing price	Last Bid	Last Ask	Fixing price*	Life high	Life low	Trades	Volume	Open Interest
<b>ELLAKTOR (CR)</b>				(Contract Size: 100 Securities, Physical Delivery)													
1.986	1.962	1.964	0.82%	December 2023	1.97	1.99	1.97	1.98	1.98	---	---	---	2.31	---	12	57	975
				March 2024	---	---	---	---	1.96	---	---	---	---	---	---	---	---
				June 2024	---	---	---	---	1.97	---	---	---	---	---	---	---	---
				September 2024	---	---	---	---	1.98	---	---	---	---	---	---	---	---
<b>ELVALHALCOR (CR)</b>				(Contract Size: 100 Securities, Physical Delivery)													
1.78	1.708	1.714	-1.49%	December 2023	1.79	1.79	1.71	1.72	1.72	---	---	---	2.09	---	8	59	1,208
				March 2024	---	---	---	---	1.75	---	---	---	---	---	---	---	---
				June 2024	---	---	---	---	1.76	---	---	---	---	---	---	---	---
				September 2024	---	---	---	---	1.77	---	---	---	---	---	---	---	---
<b>EUROBANK HOLDINGS (CR)</b>				(Contract Size: 100 Securities, Physical Delivery)													
1.5395	1.4965	1.52	0.00%	December 2023	1.55	1.55	1.51	1.52	1.52	---	---	---	1.60	---	130	3,272	33,655
				March 2024	---	---	---	---	1.53	---	---	---	---	---	---	---	---
				June 2024	---	---	---	---	1.54	---	---	---	---	---	---	---	---
				September 2024	---	---	---	---	1.55	---	---	---	---	---	---	---	---
<b>EYDAP S.A. (CR)</b>				(Contract Size: 100 Securities, Physical Delivery)													
5.79	5.65	5.75	0.88%	December 2023	5.77	5.77	5.77	5.77	5.77	---	---	---	6.52	---	1	2	2,403
				March 2024	---	---	---	---	5.74	---	---	---	---	---	---	---	---
				June 2024	---	---	---	---	5.77	---	---	---	---	---	---	---	---
				September 2024	---	---	---	---	5.80	---	---	---	---	---	---	---	---
<b>FOURLIS (CR)</b>				(Contract Size: 100 Securities, Physical Delivery)													
4.28	4.19	4.19	-1.64%	December 2023	4.30	4.30	4.21	4.21	4.21	---	---	---	4.65	---	22	59	819
				March 2024	---	---	---	---	4.29	---	---	---	---	---	---	---	---
				June 2024	---	---	---	---	4.31	---	---	---	---	---	---	---	---
				September 2024	---	---	---	---	4.34	---	---	---	---	---	---	---	---
<b>GEK TERNA (CR)</b>				(Contract Size: 100 Securities, Physical Delivery)													
13.54	13.18	13.32	-0.15%	December 2023	13.40	13.50	13.27	13.45	13.45	---	---	---	13.71	---	11	36	6,069
				March 2024	---	---	---	---	13.44	---	---	---	---	---	---	---	---
				June 2024	---	---	---	---	13.51	---	---	---	---	---	---	---	---
				September 2024	---	---	---	---	13.58	---	---	---	---	---	---	---	---
<b>HELLENIC EXCHANGES-A.S.E. (CR)</b>				(Contract Size: 100 Securities, Physical Delivery)													
5.01	4.825	4.895	-1.01%	December 2023	5.02	5.02	4.80	4.90	4.90	---	---	---	5.13	---	50	366	8,788
				March 2024	---	---	---	---	4.98	---	---	---	---	---	---	---	---
				June 2024	---	---	---	---	5.01	---	---	---	---	---	---	---	---
				September 2024	---	---	---	---	5.03	---	---	---	---	---	---	---	---

Derivatives notes

Fixing prices and final open positions can be retrieved from the following path <http://www.helex.gr/el/web/guest/statistics-end-of-day-derivatives>

Underlying Asset				Derivatives Market													
Price max	Price min	Closing price	change	Delivery Month	Open price	Price max	Price min	Last price	Closing price	Last Bid	Last Ask	Fixing price*	Life high	Life low	Trades	Volume	Open Interest
<b>HELLENiQ ENERGY (CR)</b>																	
(Contract Size: 100 Securities, Physical Delivery)																	
7.56	7.45	7.51	1.08%	December 2023	7.54	7.55	7.44	7.48	7.48	---	---	---	7.93	---	40	171	1,443
---	---	---	---	March 2024	---	---	---	---	7.49	---	---	---	---	---	---	---	---
---	---	---	---	June 2024	---	---	---	---	7.53	---	---	---	---	---	---	---	---
---	---	---	---	September 2024	---	---	---	---	7.56	---	---	---	---	---	---	---	---
<b>INTRACOM HOLDINGS (CR)</b>																	
(Contract Size: 100 Securities, Physical Delivery)																	
2.22	2.14	2.14	-0.23%	December 2023	2.21	2.21	2.16	2.16	2.16	---	---	---	2.34	---	24	141	4,576
---	---	---	---	March 2024	---	---	---	---	2.16	---	---	---	---	---	---	---	---
---	---	---	---	June 2024	---	---	---	---	2.17	---	---	---	---	---	---	---	---
---	---	---	---	September 2024	---	---	---	---	2.18	---	---	---	---	---	---	---	---
<b>INTRAKAT (CR)</b>																	
(Contract Size: 100 Securities, Physical Delivery)																	
3.385	3.305	3.35	1.21%	December 2023	3.39	3.39	3.31	3.32	3.32	---	---	---	3.39	---	40	321	6,822
---	---	---	---	March 2024	---	---	---	---	3.33	---	---	---	---	---	---	---	---
---	---	---	---	June 2024	---	---	---	---	3.35	---	---	---	---	---	---	---	---
---	---	---	---	September 2024	---	---	---	---	3.37	---	---	---	---	---	---	---	---
<b>JUMBO SA (CR)</b>																	
(Contract Size: 100 Securities, Physical Delivery)																	
26.14	25.7	25.92	1.65%	December 2023	24.68	24.73	24.42	24.50	24.50	---	---	---	28.13	---	29	80	787
---	---	---	---	March 2024	---	---	---	---	25.69	---	---	---	---	---	---	---	---
---	---	---	---	June 2024	---	---	---	---	25.83	---	---	---	---	---	---	---	---
---	---	---	---	September 2024	---	---	---	---	25.96	---	---	---	---	---	---	---	---
<b>LAMDA DEVELOPMENT SA (CR)</b>																	
(Contract Size: 100 Securities, Physical Delivery)																	
6.435	6.34	6.405	0.23%	December 2023	6.46	6.49	6.37	6.39	6.39	---	---	---	6.77	---	47	70	5,863
---	---	---	---	March 2024	---	---	---	---	6.44	---	---	---	---	---	---	---	---
---	---	---	---	June 2024	---	---	---	---	6.47	---	---	---	---	---	---	---	---
---	---	---	---	September 2024	---	---	---	---	6.50	---	---	---	---	---	---	---	---
<b>MIG (CR)</b>																	
(Contract Size: 100 Securities, Physical Delivery)																	
4.07	3.785	3.92	2.62%	December 2023	---	---	---	---	3.77	---	---	---	4.70	---	---	---	52
---	---	---	---	March 2024	---	---	---	---	3.85	---	---	---	---	---	---	---	---
---	---	---	---	June 2024	---	---	---	---	3.87	---	---	---	---	---	---	---	---
---	---	---	---	September 2024	---	---	---	---	3.89	---	---	---	---	---	---	---	---
<b>MOTOR OIL (CR)</b>																	
(Contract Size: 100 Securities, Physical Delivery)																	
23.66	23.34	23.4	-0.09%	December 2023	23.72	23.72	23.48	23.48	23.48	---	---	---	24.10	---	3	5	1,114
---	---	---	---	March 2024	---	---	---	---	23.59	---	---	---	---	---	---	---	---
---	---	---	---	June 2024	---	---	---	---	23.72	---	---	---	---	---	---	---	---
---	---	---	---	September 2024	---	---	---	---	23.84	---	---	---	---	---	---	---	---

Derivatives notes

Fixing prices and final open positions can be retrieved from the following path <http://www.helex.gr/el/web/guest/statistics-end-of-day-derivatives>

Underlying Asset				Derivatives Market													
Price max	Price min	Closing price	change	Delivery Month	Open price	Price max	Price min	Last price	Closing price	Last Bid	Last Ask	Fixing price*	Life high	Life low	Trades	Volume	Open Interest
<b>MYTILINEOS (CR)</b>				(Contract Size: 100 Securities, Physical Delivery)													
36.6	35.72	35.8	-1.27%	December 2023	36.63	36.79	35.85	36.00	36.00	---	---	---	38.12	---	63	160	3,053
				March 2024	---	---	---	---	36.53	---	---	---	---	---	---	---	---
				June 2024	---	---	---	---	36.73	---	---	---	---	---	---	---	---
				September 2024	---	---	---	---	36.91	---	---	---	---	---	---	---	---
<b>NATIONAL BANK (CR)</b>				(Contract Size: 100 Securities, Physical Delivery)													
5.642	5.48	5.5	-0.58%	December 2023	5.66	5.68	5.50	5.50	5.50	---	---	---	6.43	---	169	1,442	21,994
				March 2024	---	---	---	---	5.57	---	---	---	---	---	---	---	---
				June 2024	---	---	---	---	5.60	---	---	---	---	---	---	---	---
				September 2024	---	---	---	---	5.63	---	---	---	---	---	---	---	---
<b>OPAP (CR)</b>				(Contract Size: 100 Securities, Physical Delivery)													
15.62	15.42	15.45	-0.39%	December 2023	15.49	15.60	15.40	15.53	15.53	---	---	---	16.20	---	51	235	1,826
				March 2024	---	---	---	---	15.63	---	---	---	---	---	---	---	---
				June 2024	---	---	---	---	15.71	---	---	---	---	---	---	---	---
				September 2024	---	---	---	---	15.79	---	---	---	---	---	---	---	---
<b>OTE (CR)</b>				(Contract Size: 100 Securities, Physical Delivery)													
13.98	13.84	13.93	1.60%	December 2023	13.96	14.07	13.90	13.99	13.99	---	---	---	14.07	---	144	770	6,658
				March 2024	---	---	---	---	13.81	---	---	---	---	---	---	---	---
				June 2024	---	---	---	---	13.89	---	---	---	---	---	---	---	---
				September 2024	---	---	---	---	13.96	---	---	---	---	---	---	---	---
<b>P.P.A. S.A. (CR)</b>				(Contract Size: 100 Securities, Physical Delivery)													
21.6	21.3	21.3	-0.23%	December 2023	---	---	---	---	21.61	---	---	---	22.35	---	---	---	207
				March 2024	---	---	---	---	21.51	---	---	---	---	---	---	---	---
				June 2024	---	---	---	---	21.63	---	---	---	---	---	---	---	---
				September 2024	---	---	---	---	21.73	---	---	---	---	---	---	---	---
<b>PIRAEUS FINANCIAL HOLD (CR)</b>				(Contract Size: 100 Securities, Physical Delivery)													
3.008	2.882	2.906	-0.48%	December 2023	2.98	3.02	2.92	2.92	2.92	---	---	---	3.36	---	318	12,625	84,412
				March 2024	---	---	---	---	2.94	---	---	---	---	---	---	---	---
				June 2024	---	---	---	---	2.96	---	---	---	---	---	---	---	---
				September 2024	---	---	---	---	2.97	---	---	---	---	---	---	---	---
<b>PPC (CR)</b>				(Contract Size: 100 Securities, Physical Delivery)													
10.11	9.8	9.885	0.87%	December 2023	9.96	10.16	9.87	9.91	9.91	---	---	---	10.69	---	305	2,050	21,369
				March 2024	---	---	---	---	9.87	---	---	---	---	---	---	---	---
				June 2024	---	---	---	---	9.93	---	---	---	---	---	---	---	---
				September 2024	---	---	---	---	9.98	---	---	---	---	---	---	---	---

Derivatives notes

Fixing prices and final open positions can be retrieved from the following path <http://www.helex.gr/el/web/guest/statistics-end-of-day-derivatives>

Underlying Asset				Derivatives Market													
Price max	Price min	Closing price	change	Delivery Month	Open price	Price max	Price min	Last price	Closing price	Last Bid	Last Ask	Fixing price*	Life high	Life low	Trades	Volume	Open Interest
<b>QUEST HOLDINGS (CR)</b>				(Contract Size: 100 Securities, Physical Delivery)													
5.37	5.27	5.29	0.00%	December 2023	---	---	---	---	5.15	---	---	---	6.25	---	---	---	115
				March 2024	---	---	---	---	5.33	---	---	---	---	---	---	---	---
				June 2024	---	---	---	---	5.36	---	---	---	---	---	---	---	---
				September 2024	---	---	---	---	5.38	---	---	---	---	---	---	---	---
<b>TERNA ENERGY (CR)</b>				(Contract Size: 100 Securities, Physical Delivery)													
15.1	14.54	14.6	-1.88%	December 2023	15.05	15.12	14.66	14.71	14.71	---	---	---	17.23	---	94	267	15,060
				March 2024	---	---	---	---	14.99	---	---	---	---	---	---	---	---
				June 2024	---	---	---	---	15.07	---	---	---	---	---	---	---	---
				September 2024	---	---	---	---	15.15	---	---	---	---	---	---	---	---
<b>TITAN CEMENT (CB)</b>				(Contract Size: 100 Securities, Physical Delivery)													
18.46	18.12	18.16	-0.22%	December 2023	18.20	18.20	18.20	18.20	18.20	---	---	---	18.40	---	1	3	991
				March 2024	---	---	---	---	18.34	---	---	---	---	---	---	---	---
				June 2024	---	---	---	---	18.43	---	---	---	---	---	---	---	---
				September 2024	---	---	---	---	18.53	---	---	---	---	---	---	---	---
<b>VIOHALCO SA/NV (CB)</b>				(Contract Size: 100 Securities, Physical Delivery)													
5.15	4.985	4.99	-1.77%	December 2023	5.15	5.15	5.01	5.01	5.01	---	---	---	6.66	---	51	177	5,127
				March 2024	---	---	---	---	5.12	---	---	---	---	---	---	---	---
				June 2024	---	---	---	---	5.15	---	---	---	---	---	---	---	---
				September 2024	---	---	---	---	5.17	---	---	---	---	---	---	---	---

Derivatives notes

Fixing prices and final open positions can be retrieved from the following path <http://www.helex.gr/el/web/guest/statistics-end-of-day-derivatives>

FTSE/Athex Large Cap

(Trade Unit: 1 Index Point x 2€ - Exercise Style: European, Cash Settlement)

Call Options														Put Options																					
November 2023								December 2023						Other Months		November 2023								December 2023						Other Months		Exer- cise Price			
Open price	Price max	Price min	Last price	Closing price	Volume	Open Interest	Open price	Price max	Price min	Last price	Closing price	Volume	Open Interest	Volume	Open Interest	Open price	Price max	Price min	Last price	Closing price	Volume	Open Interest	Open price	Price max	Price min	Last price	Closing price	Volume	Open Interest	Volume	Open Interest				
1,975	-	-	-	-	-	-	0.00	0.00	0.00	-	993.00	-	-	-	-	-	0.00	0.00	0.00	-	0.01	-	-	-	-	-	-	-	-	-	-	1,975			
2,000	-	-	-	-	-	-	0.00	0.00	0.00	-	968.00	-	-	-	-	-	0.00	0.00	0.00	-	0.01	-	-	-	-	-	-	-	-	-	-	2,000			
2,050	-	-	-	-	-	-	0.00	0.00	0.00	-	919.00	-	-	-	-	-	0.00	0.00	0.00	-	0.01	-	-	-	-	-	-	-	-	-	-	2,050			
2,100	-	-	-	-	-	-	0.00	0.00	0.00	-	869.00	-	-	-	-	-	0.00	0.00	0.00	-	0.01	-	-	-	-	-	-	-	-	-	-	2,100			
2,150	-	-	-	-	-	-	0.00	0.00	0.00	-	819.00	-	-	-	-	-	0.00	0.00	0.00	-	0.01	-	-	-	-	-	-	-	-	-	-	2,150			
2,200	-	-	-	-	-	-	0.00	0.00	0.00	-	769.00	-	-	-	-	-	0.00	0.00	0.00	-	0.02	-	-	-	-	-	-	-	-	-	-	2,200			
2,250	-	-	-	-	-	-	0.00	0.00	0.00	-	719.00	-	-	-	-	-	0.00	0.00	0.00	-	0.05	-	-	-	-	-	-	-	-	-	-	2,250			
2,300	-	-	-	-	-	-	0.00	0.00	0.00	-	669.00	-	-	-	-	-	0.00	0.00	0.00	-	0.12	-	-	-	-	-	-	-	-	-	-	2,300			
2,350	-	-	-	-	-	-	0.00	0.00	0.00	-	620.00	-	-	-	-	-	0.00	0.00	0.00	-	0.28	-	-	-	-	-	-	-	-	-	-	2,350			
2,400	-	-	-	-	-	-	0.00	0.00	0.00	-	570.00	-	-	-	-	-	0.00	0.00	0.00	-	0.59	-	-	-	-	-	-	-	-	-	-	2,400			
2,450	0.00	0.00	0.00	-	528.00	-	0.00	0.00	0.00	-	521.00	-	-	-	-	-	0.00	0.00	0.00	-	1.20	-	-	-	-	-	-	-	-	-	-	2,450			
2,500	0.00	0.00	0.00	-	478.00	-	0.00	0.00	0.00	-	472.00	-	-	-	-	-	0.00	0.00	0.00	-	2.30	-	-	-	-	-	-	-	-	-	-	2,500			
2,550	0.00	0.00	0.00	-	428.00	-	0.00	0.00	0.00	-	424.00	-	-	-	-	-	0.00	0.00	0.00	-	4.00	-	-	-	-	-	-	-	-	-	-	2,550			
2,600	0.00	0.00	0.00	-	378.00	-	0.00	0.00	0.00	-	377.00	-	-	-	-	-	0.00	0.00	0.00	-	6.90	-	-	-	-	-	-	-	-	-	-	2,600			
2,650	0.00	0.00	0.00	-	329.00	-	0.00	0.00	0.00	-	331.00	-	-	-	-	-	0.00	0.00	0.00	-	11.25	-	-	-	-	-	-	-	-	-	-	2,650			
2,700	0.00	0.00	0.00	-	280.00	-	0.00	0.00	0.00	-	288.00	-	-	-	40	-	0.00	0.00	0.00	-	17.50	-	-	-	-	-	-	-	-	-	-	2,700			
2,750	0.00	0.00	0.00	-	232.00	-	20	0.00	0.00	0.00	-	246.00	-	-	-	20	0.00	0.00	0.00	-	26.25	-	-	-	-	-	-	-	-	-	-	2,750			
2,800	0.00	0.00	0.00	-	187.00	-	20	0.00	0.00	0.00	-	208.00	-	20	0.00	9.00	0.00	9.00	10.00	10.00	70	71	0.00	0.00	0.00	-	37.75	-	-	-	2,800				
2,850	0.00	0.00	0.00	-	145.00	-	22	0.00	0.00	0.00	-	173.00	-	60	0.00	0.00	0.00	0.00	-	16.50	-	20	0.00	0.00	0.00	-	53.00	-	43	-	2,850				
2,900	114.00	114.00	114.00	114.00	114.00	1	27	0.00	0.00	0.00	-	142.00	-	40	0.00	114.00	0.00	-	29.25	-	60	0.00	0.00	0.00	-	71.50	-	60	-	2,900					
2,950	0.00	0.00	0.00	-	76.50	-	61	110.00	119.00	110.00	119.00	119.00	80	22	42.00	0.00	42.00	42.00	42.00	1	40	0.00	0.00	0.00	-	93.50	-	81	-	2,950					
3,000	55.50	55.50	49.00	55.50	55.50	60	55	0.00	0.00	0.00	-	90.50	-	135	0.00	55.50	0.00	-	73.00	-	60	0.00	0.00	0.00	-	120.00	-	45	-	3,000					
3,050	0.00	0.00	0.00	-	32.75	-	40	83.00	83.00	82.00	82.00	82.00	21	-	0.00	0.00	0.00	-	104.00	-	20	140.00	140.00	140.00	140.00	140.00	20	-	-	-	3,050				
3,100	24.50	24.50	20.50	20.50	20.50	45	50	65.50	65.50	65.00	65.00	65.00	40	-	0.00	24.50	0.00	-	141.00	-	21	0.00	0.00	0.00	-	183.00	-	-	-	-	3,100				
3,150	13.75	13.75	13.00	13.00	13.00	25	3	0.00	0.00	0.00	-	40.50	-	-	0.00	13.75	0.00	-	183.00	-	40	0.00	0.00	0.00	-	219.00	-	-	-	-	3,150				
3,200	0.00	0.00	0.00	-	6.00	-	-	0.00	0.00	0.00	-	30.00	-	-	0.00	0.00	0.00	-	227.00	-	-	0.00	0.00	0.00	-	259.00	-	-	-	-	3,200				
3,250	0.00	0.00	0.00	-	3.00	-	-	0.00	0.00	0.00	-	21.75	-	-	0.00	0.00	0.00	-	274.00	-	-	0.00	0.00	0.00	-	300.00	-	-	-	-	3,250				
3,300	0.00	0.00	0.00	-	1.40	-	-	0.00	0.00	0.00	-	15.50	-	-	0.00	0.00	0.00	-	323.00	-	-	0.00	0.00	0.00	-	344.00	-	-	-	-	3,300				
3,350	0.00	0.00	0.00	-	0.65	-	-	0.00	0.00	0.00	-	11.00	-	-	0.00	0.00	0.00	-	372.00	-	-	0.00	0.00	0.00	-	389.00	-	-	-	-	3,350				
3,400	0.00	0.00	0.00	-	0.27	-	-	0.00	0.00	0.00	-	7.60	-	-	0.00	0.00	0.00	-	421.00	-	-	0.00	0.00	0.00	-	436.00	-	-	-	-	3,400				
3,450	0.00	0.00	0.00	-	0.11	-	-	0.00	0.00	0.00	-	5.10	-	-	0.00	0.00	0.00	-	471.00	-	-	0.00	0.00	0.00	-	483.00	-	-	-	-	3,450				
3,500	-	-	-	-	-	-	0.00	0.00	0.00	-	3.40	-	-	-	-	-	0.00	0.00	0.00	-	531.00	-	-	-	-	-	-	-	-	-	3,500				
Totals:						131	298							141	277	0	0							71	392							20	229	0	0
Number of Trades:						9							8	0							6							1	0						

ALPHA SERVICES HOLD (CR)

(Contract Size: 100 Securities, Exercise Style: American, Physical Delivery)

Call Options														Put Options																				
November 2023							December 2023							Other Months		November 2023							December 2023							Other Months				
Exercise Price	Open price	Price max	Price min	Last price	Closing price	Volume	Open Interest	Open price	Price max	Price min	Last price	Closing price	Volume	Open Interest	Volume	Open Interest	Open price	Price max	Price min	Last price	Closing price	Volume	Open Interest	Open price	Price max	Price min	Last price	Closing price	Volume	Open Interest	Volume	Open Interest	Exercise Price	
0.750						-	-	0.000	0.000	0.000	0.702	-	-				-	-	0.000	0.000	0.000	0.002	-	-									0.008	
0.800						-	-	0.000	0.000	0.000	0.652	-	-				-	-	0.000	0.000	0.000	0.001	-	-									0.008	
0.850	0.000	0.000	0.000	0.601	-	-	-	0.000	0.000	0.000	0.602	-	-				0.000	0.000	0.000	0.001	-	-											0.009	
0.900	0.000	0.000	0.000	0.551	-	-	-	0.000	0.000	0.000	0.552	-	-				0.000	0.000	0.000	0.002	-	-											0.009	
0.950	0.000	0.000	0.000	0.501	-	-	-	0.000	0.000	0.000	0.502	-	-				0.000	0.000	0.000	0.001	-	-											0.010	
1.000	0.000	0.000	0.000	0.451	-	-	-	0.000	0.000	0.000	0.453	-	-				0.000	0.000	0.000	0.001	-	-											0.010	
1.100	0.000	0.000	0.000	0.351	-	-	-	0.000	0.000	0.000	0.354	-	-				0.000	0.000	0.000	0.001	-	-											0.011	
1.200	0.000	0.000	0.000	0.254	-	-	-	0.000	0.000	0.000	0.259	-	-				0.000	0.000	0.000	0.003	-	-											0.012	
1.300	0.000	0.000	0.000	0.165	-	-	-	0.000	0.000	0.000	0.174	-	-				0.000	0.000	0.000	0.014	-	-											0.013	
1.400	0.000	0.000	0.000	0.093	-	-	-	0.000	0.000	0.000	0.106	-	-				0.000	0.000	0.000	0.042	-	-											0.014	
1.500	0.000	0.000	0.000	0.045	-	-	-	0.000	0.000	0.000	0.058	-	-				0.000	0.000	0.000	0.094	-	-											0.015	
1.600	0.000	0.000	0.000	0.019	-	-	-	0.000	0.000	0.000	0.029	-	-				0.000	0.000	0.000	0.168	-	-											0.016	
1.700	0.000	0.000	0.000	0.007	-	-	-	0.000	0.000	0.000	0.013	-	-				0.000	0.000	0.000	0.256	-	-											0.017	
1.800	0.000	0.000	0.000	0.002	-	-	-	0.000	0.000	0.000	0.005	-	-				0.000	0.000	0.000	0.351	-	-											0.018	
1.900	0.000	0.000	0.000	0.001	-	-	-	0.000	0.000	0.000	0.002	-	-				0.000	0.000	0.000	0.450	-	-											0.019	
2.000	0.000	0.000	0.000	0.002	-	-	-	0.000	0.000	0.000	0.001	-	-				0.000	0.000	0.000	0.550	-	-											0.020	
2.200	0.000	0.000	0.000	0.001	-	-	-	0.000	0.000	0.000	0.001	-	-				0.000	0.000	0.000	0.750	-	-											0.022	
2.400						-	-	0.000	0.000	0.000	0.001	-	-				-	-	0.000	0.000	0.000	0.950	-	-									0.024	
Totals:						0	0						0	0	0							0	0						0	0				
Number of Trades:						0							0									0.00							0					0

NATIONAL BANK (CR)

(Contract Size: 100 Securities, Exercise Style: American, Physical Delivery)

Call Options															Put Options																			
November 2023							December 2023							Other Months		November 2023							December 2023							Other Months		Exercise Price		
Open price	Price max	Price min	Last price	Closing price	Volume	Open Interest	Open price	Price max	Price min	Last price	Closing price	Volume	Open Interest	Volume	Open Interest	Open price	Price max	Price min	Last price	Closing price	Volume	Open Interest	Open price	Price max	Price min	Last price	Closing price	Volume	Open Interest	Volume	Open Interest			
2.600					-	-	0.000	0.000	0.000		2.94	-	-			-	-	0.000	0.000	0.000		0.001	-	-			0.000	0.000	0.000		0.001	-	-	0.026
2.800					-	-	0.000	0.000	0.000		2.74	-	-			-	-	0.000	0.000	0.000		0.001	-	-			0.000	0.000	0.000		0.001	-	-	0.028
3.000					-	-	0.000	0.000	0.000		2.54	-	-			-	-	0.000	0.000	0.000		0.001	-	-			0.000	0.000	0.000		0.001	-	-	0.030
3.200					-	-	0.000	0.000	0.000		2.34	-	-			-	-	0.000	0.000	0.000		0.001	-	-			0.000	0.000	0.000		0.001	-	-	0.032
3.400	0.000	0.000	0.000		2.13	-	-	0.000	0.000	0.000		2.14	-	-		0.000	0.000	0.000		0.001	-	-		0.000	0.000	0.000		0.001	-	-		0.034		
3.600	0.000	0.000	0.000		1.93	-	-	0.000	0.000	0.000		1.94	-	-		0.000	0.000	0.000		0.001	-	-		0.000	0.000	0.000		0.001	-	-		0.036		
3.800	0.000	0.000	0.000		1.73	-	-	0.000	0.000	0.000		1.74	-	-		0.000	0.000	0.000		0.001	-	-		0.000	0.000	0.000		0.001	-	-		0.038		
4.000	0.000	0.000	0.000		1.53	-	-	0.000	0.000	0.000		1.54	-	-		0.000	0.000	0.000		0.001	-	-		0.000	0.000	0.000		0.002	-	-		0.040		
4.400	0.000	0.000	0.000		1.13	-	-	0.000	0.000	0.000		1.15	-	-		0.000	0.000	0.000		0.001	-	-		0.000	0.000	0.000		0.012	-	-		0.044		
4.800	0.000	0.000	0.000		0.740	-	-	0.000	0.000	0.000		0.795	-	-		0.000	0.000	0.000		0.006	-	-		0.000	0.000	0.000		0.053	-	-		0.048		
5.200	0.000	0.000	0.000		0.385	-	4	0.000	0.000	0.000		0.495	-	-		0.000	0.000	0.000		0.051	-	-		0.000	0.000	0.000		0.153	-	-		0.052		
5.600	0.000	0.000	0.000		0.144	-	-	0.000	0.000	0.000		0.276	-	-		0.000	0.000	0.000		0.210	-	-		0.000	0.000	0.000		0.334	-	-		0.056		
6.000	0.000	0.000	0.000		0.036	-	-	0.000	0.000	0.000		0.136	-	-		0.000	0.000	0.000		0.502	-	-		0.000	0.000	0.000		0.594	-	-		0.060		
6.400	0.000	0.000	0.000		0.006	-	-	0.000	0.000	0.000		0.061	-	-		0.000	0.000	0.000		0.873	-	-		0.000	0.000	0.000		0.920	-	-		0.064		
6.800	0.000	0.000	0.000		0.001	-	-	0.000	0.000	0.000		0.025	-	-		0.000	0.000	0.000		1.27	-	-		0.000	0.000	0.000		1.29	-	-		0.068		
7.200	0.000	0.000	0.000		0.001	-	-	0.000	0.000	0.000		0.009	-	-		0.000	0.000	0.000		1.67	-	-		0.000	0.000	0.000		1.67	-	-		0.072		
7.600	0.000	0.000	0.000		0.001	-	-	0.000	0.000	0.000		0.003	-	-		0.000	0.000	0.000		2.07	-	-		0.000	0.000	0.000		2.07	-	-		0.076		
8.000	0.000	0.000	0.000		0.001	-	-	0.000	0.000	0.000		0.001	-	-		0.000	0.000	0.000		2.47	-	-		0.000	0.000	0.000		2.47	-	-		0.080		
8.400	0.000	0.000	0.000		0.001	-	-	0.000	0.000	0.000		0.001	-	-		0.000	0.000	0.000		2.87	-	-		0.000	0.000	0.000		2.87	-	-		0.084		
Totals:					0	4						0	0	0							0	0									0	623	0	0
Number of Trades:					0							0	0								0.00									0		0		

OPAP (CR)

(Contract Size: 100 Securities, Exercise Style: American, Physical Delivery)

Exercise Price	Call Options														Put Options																						
	November 2023						December 2023						Other Months		November 2023						December 2023						Other Months		Exercise Price								
	Open price	Price max	Price min	Last price	Closing price	Volume	Open Interest	Open price	Price max	Price min	Last price	Closing price	Volume	Open Interest	Volume	Open Interest	Open price	Price max	Price min	Last price	Closing price	Volume	Open Interest	Open price	Price max	Price min	Last price	Closing price		Volume	Open Interest	Volume	Open Interest				
9.200						-	-	0.000	0.000	0.000		6.33	-	-			-	-	0.000	0.000	0.000		0.001	-	-			0.000		0.000	0.000		0.001	-	-		
9.600						-	-	0.000	0.000	0.000		5.93	-	-			-	-	0.000	0.000	0.000		0.001	-	-			0.000	0.000	0.000		0.001	-	-			0.096
10.000	0.000	0.000	0.000		5.52	-	-	0.000	0.000	0.000		5.53	-	-			0.000	0.000	0.000		0.001	-	-			0.000	0.000	0.000		0.001	-	-			0.100		
11.000	0.000	0.000	0.000		4.52	-	-	0.000	0.000	0.000		4.54	-	-			0.000	0.000	0.000		0.001	-	-			0.000	0.000	0.000		0.001	-	-			0.110		
12.000	0.000	0.000	0.000		3.52	-	-	0.000	0.000	0.000		3.54	-	-			0.000	0.000	0.000		0.002	-	-			0.000	0.000	0.000		0.001	-	-			0.120		
13.000	0.000	0.000	0.000		2.52	-	-	0.000	0.000	0.000		2.55	-	-			0.000	0.000	0.000		0.001	-	-			0.000	0.000	0.000		0.006	-	-			0.130		
14.000	0.000	0.000	0.000		1.52	-	-	0.000	0.000	0.000		1.60	-	-			0.000	0.000	0.000		0.003	-	-			0.000	0.000	0.000		0.058	-	-			0.140		
15.000	0.000	0.000	0.000		0.620	-	-	0.000	0.000	0.000		0.819	-	-			0.000	0.000	0.000		0.098	-	10			0.000	0.000	0.000		0.275	-	-			0.150		
16.000	0.000	0.000	0.000		0.116	-	2	0.300	0.300	0.300	0.300	0.300	15	152			0.000	0.000	0.000		0.595	-	-			0.000	0.000	0.000		0.777	-	-			0.160		
17.000	0.000	0.000	0.000		0.007	-	-	0.000	0.000	0.000		0.091	-	-			0.000	0.000	0.000		1.49	-	-			0.000	0.000	0.000		1.55	-	-			0.170		
18.000	0.000	0.000	0.000		0.026	-	-	0.000	0.000	0.000		0.020	-	-			0.000	0.000	0.000		2.49	-	-			0.000	0.000	0.000		2.49	-	-			0.180		
19.000	0.000	0.000	0.000		0.003	-	-	0.000	0.000	0.000		0.003	-	-			0.000	0.000	0.000		3.49	-	-			0.000	0.000	0.000		3.49	-	-			0.190		
20.000	0.000	0.000	0.000		0.001	-	-	0.000	0.000	0.000		0.006	-	-			0.000	0.000	0.000		4.49	-	-			0.000	0.000	0.000		4.49	-	-			0.200		
22.000	0.000	0.000	0.000		0.001	-	-	0.000	0.000	0.000		0.001	-	-			0.000	0.000	0.000		6.49	-	-			0.000	0.000	0.000		6.49	-	-			0.220		
24.000	0.000	0.000	0.000		0.001	-	-	0.000	0.000	0.000		0.001	-	-			0.000	0.000	0.000		8.49	-	-			0.000	0.000	0.000		8.49	-	-			0.240		
Totals:						0	2					15	152	0	0					0	10					0	0	0	0	0	0						
Number of Trades:						0						3		0						0.00						0		0									



OTE (CR)

(Contract Size: 100 Securities, Exercise Style: American, Physical Delivery)

Exercise Price	Call Options													Put Options																				
	November 2023						December 2023						Other Months		November 2023						December 2023						Other Months		Exercise Price					
	Open price	Price max	Price min	Last price	Closing price	Volume	Open Interest	Open price	Price max	Price min	Last price	Closing price	Volume	Open Interest	Volume	Open Interest	Open price	Price max	Price min	Last price	Closing price	Volume	Open Interest	Open price	Price max	Price min	Last price	Closing price		Volume	Open Interest	Volume	Open Interest	
9.200	0.000	0.000	0.000	4.52	-	-	0.000	0.000	0.000	4.53	-	-				0.000	0.000	0.000	0.001	-	-				0.000	0.000	0.000	0.001		-	-			0.092
9.600	0.000	0.000	0.000	4.12	-	-	0.000	0.000	0.000	4.13	-	-				0.000	0.000	0.000	0.001	-	-				0.000	0.000	0.000	0.001	-	-			0.096	
10.000	0.000	0.000	0.000	3.72	-	-	0.000	0.000	0.000	3.73	-	-				0.000	0.000	0.000	0.001	-	-				0.000	0.000	0.000	0.001	-	-			0.100	
11.000	0.000	0.000	0.000	2.72	-	-	0.000	0.000	0.000	2.74	-	-				0.000	0.000	0.000	0.001	-	-				0.000	0.000	0.000	0.001	-	-			0.110	
12.000	0.000	0.000	0.000	1.72	-	-	0.000	0.000	0.000	1.76	-	-				0.000	0.000	0.000	0.001	-	-				0.000	0.000	0.000	0.018	-	-			0.120	
13.000	0.000	0.000	0.000	0.779	-	-	0.000	0.000	0.000	0.895	-	-				0.000	0.000	0.000	0.058	-	2				0.000	0.000	0.000	0.154	-	-			0.130	
14.000	0.000	0.000	0.000	0.177	-	5	0.000	0.000	0.000	0.323	-	-				0.000	0.000	0.000	0.456	-	-				0.000	0.000	0.000	0.583	-	-			0.140	
15.000	0.000	0.000	0.000	0.014	-	-	0.000	0.000	0.000	0.077	-	5				0.000	0.000	0.000	1.30	-	5				0.000	0.000	0.000	1.34	-	-			0.150	
16.000	0.000	0.000	0.000	0.001	-	-	0.000	0.000	0.000	0.012	-	-				0.000	0.000	0.000	2.29	-	-				0.000	0.000	0.000	2.29	-	-			0.160	
17.000	0.000	0.000	0.000	0.001	-	-	0.000	0.000	0.000	0.001	-	-				0.000	0.000	0.000	3.29	-	-				0.000	0.000	0.000	3.29	-	-			0.170	
18.000	0.000	0.000	0.000	0.001	-	-	0.000	0.000	0.000	0.001	-	-				0.000	0.000	0.000	4.29	-	-				0.000	0.000	0.000	4.29	-	-			0.180	
19.000	0.000	0.000	0.000	0.001	-	-	0.000	0.000	0.000	0.001	-	-				0.000	0.000	0.000	5.29	-	-				0.000	0.000	0.000	5.29	-	-			0.190	
20.000					-	-	0.000	0.000	0.000	0.001	-	-									-	-				0.000	0.000	0.000	6.29	-	-			0.200
22.000					-	-	0.000	0.000	0.000	0.001	-	-									-	-				0.000	0.000	0.000	8.29	-	-			0.220
Totals:					0	5					0	5	0	0						0	7							0	0	0	0			
Number of Trades:					0						0		0								0.00							0		0				

PIRAEUS FINANCIAL HOLD (CR)

(Contract Size: 100 Securities, Exercise Style: American, Physical Delivery)

Call Options														Put Options																			
November 2023							December 2023							Other Months		November 2023							December 2023							Other Months			
Exercise Price	Open price	Price max	Price min	Last price	Closing price	Volume	Open Interest	Open price	Price max	Price min	Last price	Closing price	Volume	Open Interest	Volume	Open Interest	Open price	Price max	Price min	Last price	Closing price	Volume	Open Interest	Open price	Price max	Price min	Last price	Closing price	Volume	Open Interest	Volume	Open Interest	Exercise Price
0.950						-	-	0.000	0.000	0.000	1.97	-	-				0.000	0.000	0.000	0.001	-	-											0.010
1.000						-	-	0.000	0.000	0.000	1.92	-	-				0.000	0.000	0.000	0.001	-	-											0.010
1.100						-	-	0.000	0.000	0.000	1.82	-	-				0.000	0.000	0.000	0.001	-	-											0.011
1.200						-	-	0.000	0.000	0.000	1.72	-	-				0.000	0.000	0.000	0.001	-	-											0.012
1.300						-	-	0.000	0.000	0.000	1.62	-	-				0.000	0.000	0.000	0.001	-	-											0.013
1.400						-	-	0.000	0.000	0.000	1.52	-	-				0.000	0.000	0.000	0.001	-	-											0.014
1.500						-	-	0.000	0.000	0.000	1.42	-	-				0.000	0.000	0.000	0.001	-	-											0.015
1.600						-	-	0.000	0.000	0.000	1.32	-	-				0.000	0.000	0.000	0.001	-	-											0.016
1.700						-	-	0.000	0.000	0.000	1.22	-	-				0.000	0.000	0.000	0.001	-	-											0.017
1.800	0.000	0.000	0.000		1.12	-	-	0.000	0.000	0.000	1.12	-	-				0.000	0.000	0.000	0.001	-	-											0.018
1.900	0.000	0.000	0.000		1.02	-	-	0.000	0.000	0.000	1.02	-	-				0.000	0.000	0.000	0.001	-	-											0.019
2.000	0.000	0.000	0.000		0.922	-	-	0.000	0.000	0.000	0.925	-	-				0.000	0.000	0.000	0.001	-	-											0.020
2.200	0.000	0.000	0.000		0.722	-	-	0.000	0.000	0.000	0.728	-	-				0.000	0.000	0.000	0.001	-	-											0.022
2.400	0.000	0.000	0.000		0.523	-	-	0.000	0.000	0.000	0.540	-	-				0.000	0.000	0.000	0.001	-	-											0.024
2.600	0.000	0.000	0.000		0.332	-	-	0.000	0.000	0.000	0.372	-	4				0.000	0.000	0.000	0.009	-	-											0.026
2.800	0.000	0.000	0.000		0.171	-	-	0.000	0.000	0.000	0.234	-	-				0.000	0.000	0.000	0.049	-	-											0.028
3.000	0.000	0.000	0.000		0.067	-	-	0.000	0.000	0.000	0.136	-	-				0.000	0.000	0.000	0.145	-	-											0.030
3.200	0.000	0.000	0.000		0.020	-	-	0.000	0.000	0.000	0.072	-	-				0.000	0.000	0.000	0.297	-	-											0.032
3.400	0.000	0.000	0.000		0.004	-	-	0.000	0.000	0.000	0.035	-	-				0.000	0.000	0.000	0.483	-	-											0.034
3.600	0.000	0.000	0.000		0.001	-	-	0.000	0.000	0.000	0.015	-	-				0.000	0.000	0.000	0.680	-	-											0.036
3.800	0.000	0.000	0.000		0.001	-	-	0.000	0.000	0.000	0.007	-	-				0.000	0.000	0.000	0.880	-	-											0.038
4.000	0.000	0.000	0.000		0.001	-	-	0.000	0.000	0.000	0.003	-	-				0.000	0.000	0.000	1.08	-	-											0.040
4.400	0.000	0.000	0.000		0.001	-	-	0.000	0.000	0.000	0.001	-	-				0.000	0.000	0.000	1.48	-	-											0.044
4.800	0.000	0.000	0.000		0.001	-	-	0.000	0.000	0.000	0.001	-	-				0.000	0.000	0.000	1.88	-	-											0.048
5.200						-	-	0.000	0.000	0.000	0.001	-	-				0.000	0.000	0.000	2.28	-	-											0.052
Totals:						0	0						0	4	0	0							0	0									0
Number of Trades:						0							0		0								0.00										0

PPC (CR)

(Contract Size: 100 Securities, Exercise Style: American, Physical Delivery)

Call Options														Put Options																			
November 2023							December 2023							Other Months		November 2023							December 2023							Other Months		Exercise Price	
Open price	Price max	Price min	Last price	Closing price	Volume	Open Interest	Open price	Price max	Price min	Last price	Closing price	Volume	Open Interest	Volume	Open Interest	Open price	Price max	Price min	Last price	Closing price	Volume	Open Interest	Open price	Price max	Price min	Last price	Closing price	Volume	Open Interest	Volume	Open Interest		
4.400					-	-	0.000	0.000	0.000		5.41	-	-			-	-	0.000	0.000	0.000		0.001	-	-			-	-			0.044		
4.800					-	-	0.000	0.000	0.000		5.01	-	-			-	-	0.000	0.000	0.000		0.001	-	-			-	-			0.048		
5.200					-	-	0.000	0.000	0.000		4.61	-	-			-	-	0.000	0.000	0.000		0.001	-	-			-	-			0.052		
5.600					-	-	0.000	0.000	0.000		4.21	-	-			-	-	0.000	0.000	0.000		0.001	-	-			-	-			0.056		
6.000					-	-	0.000	0.000	0.000		3.81	-	-			-	-	0.000	0.000	0.000		0.001	-	-			-	-			0.060		
6.400					-	-	0.000	0.000	0.000		3.42	-	-			-	-	0.000	0.000	0.000		0.001	-	-			-	-			0.064		
6.800	0.000	0.000	0.000		3.01	-	-	0.000	0.000	0.000		3.02	-	-		0.000	0.000	0.000		0.001	-	-		0.000	0.000	0.000		0.001	-	-		0.068	
7.200	0.000	0.000	0.000		2.61	-	-	0.000	0.000	0.000		2.62	-	-		0.000	0.000	0.000		0.001	-	-		0.000	0.000	0.000		0.002	-	-		0.072	
7.600	0.000	0.000	0.000		2.21	-	-	0.000	0.000	0.000		2.23	-	-		0.000	0.000	0.000		0.001	-	-		0.000	0.000	0.000		0.008	-	-		0.076	
8.000	0.000	0.000	0.000		1.81	-	-	0.000	0.000	0.000		1.84	-	-		0.000	0.000	0.000		0.001	-	-		0.000	0.000	0.000		0.024	-	-		0.080	
8.400	0.000	0.000	0.000		1.41	-	-	0.000	0.000	0.000		1.48	-	-		0.000	0.000	0.000		0.002	-	-		0.000	0.000	0.000		0.059	-	-		0.084	
8.800	0.000	0.000	0.000		1.02	-	-	0.000	0.000	0.000		1.14	-	-		0.000	0.000	0.000		0.014	-	20		0.000	0.000	0.000		0.122	-	-		0.088	
9.200	0.000	0.000	0.000		0.666	-	-	0.000	0.000	0.000		0.852	-	-		0.000	0.000	0.000		0.058	-	25		0.000	0.000	0.000		0.231	-	-		0.092	
9.600	0.000	0.000	0.000		0.376	-	2	0.000	0.000	0.000		0.609	-	4		0.000	0.000	0.000		0.168	-	-		0.000	0.000	0.000		0.387	-	-		0.096	
10.000	0.200	0.278	0.200	0.200	0.200	9	10	0.000	0.000	0.000		0.417	-	4		0.000	0.000	0.000		0.371	-	-		0.000	0.000	0.000		0.595	-	-		0.100	
11.000	0.000	0.000	0.000		0.012	-	-	0.000	0.000	0.000		0.132	-	-		0.000	0.000	0.000		1.21	-	-		0.000	0.000	0.000		1.31	-	-		0.110	
12.000	0.000	0.000	0.000		0.001	-	-	0.000	0.000	0.000		0.033	-	-		0.000	0.000	0.000		2.20	-	-		0.000	0.000	0.000		2.22	-	-		0.120	
13.000	0.000	0.000	0.000		0.001	-	-	0.000	0.000	0.000		0.006	-	-		0.000	0.000	0.000		3.20	-	-		0.000	0.000	0.000		3.20	-	-		0.130	
14.000	0.000	0.000	0.000		0.001	-	-	0.000	0.000	0.000		0.001	-	-		0.000	0.000	0.000		4.20	-	-		0.000	0.000	0.000		4.20	-	-		0.140	
15.000	0.000	0.000	0.000		0.001	-	-	0.000	0.000	0.000		0.001	-	-		0.000	0.000	0.000		5.20	-	-		0.000	0.000	0.000		5.20	-	-		0.150	
16.000					-	-	0.000	0.000	0.000		0.001	-	-			-	-	0.000	0.000	0.000		6.20	-	-			-	-			0.160		
Totals:					9	12						0	8		0	0						9	45						0	0		0	0
Number of Trades:					3							0	0		0							0.00						0			0		

Lending Products	Underlying Title	Open Interest[5]	Multilateral Transactions[1]				Bilateral Transactions[2]		Stock Borrowing through OTC (volume)[3]	
			Volume(Offered)	Average Weighted	Transactions volume	Average Weighted	Transactions Volume	Average Weighted	Transactions Volume	
ADMIEBOR	ADMIE (IPTO) HOLDING S.A. (CR)	1,000	---	---	---	---	---	---	188,669	
AEGNBOR	AEGEAN AIRLINES (CR)	600	---	---	---	---	---	---	171,037	
ALPHABOR	ALPHA SERVICES HOLD (CR)	123,070	---	---	---	---	---	---	57,279,561	
OTOELBOR	AUTOHELLAS SA (CR)	1,500	---	---	---	---	---	---	124,324	
AVAXBOR	AVAX S.A. (CR)	---	---	---	---	---	---	---	---	
EEEBOR	CC HBC AG (CR)	7,947	---	---	2,158	5.98%	---	---	47,768	
CENERBOR	CENERGY HOLDINGS (CB)	790	---	---	---	---	---	---	99,063	
ELLAKTORBOR	ELLAKTOR (CR)	7,681	---	---	---	---	---	---	50,276	
ELHABOR	ELVALHALCOR (CR)	1,278	---	---	---	---	---	---	66,887	
EUROBBOR	EUROBANK HOLDINGS (CR)	15,000	---	---	---	---	---	---	34,120,608	
EYDAPBOR	EYDAP S.A. (CR)	845	---	---	---	---	---	---	231,962	
FFGRPBOR	FOLLI FOLLIE (CR)	---	---	---	---	---	---	---	886,279	
FOYRKBOR	FOURLIS (CR)	230	---	---	---	---	---	---	11,123	
GEKTERNABOR	GEK TERNA (CR)	---	---	---	---	---	---	---	3,698	
SARBOR	GR. SARANTIS S.A. (CR)	1,949	---	---	---	---	---	---	28,100	
EXAEBOR	HELLENIC EXCHANGES-A.S.E. (CR)	4,200	---	---	---	---	---	---	167,047	
ELPEBOR	HELLENIQ ENERGY (CR)	200	---	---	---	---	---	---	269,936	
INTRKBOR	INTRACOM HOLDINGS (CR)	---	---	---	---	---	---	---	---	
INKATBOR	INTRAKAT (CR)	---	---	---	---	---	---	---	---	
BELABOR	JUMBO SA (CR)	2,575	---	---	---	---	---	---	196,303	
LAMDABOR	LAMDA DEVELOPMENT SA (CR)	400	---	---	---	---	3,500	0.01%	555,037	
MIGBOR	MIG (CR)	1,921	---	---	---	---	---	---	40,179	
MOHBOR	MOTOR OIL (CR)	24,696	---	---	---	---	---	---	461,844	
MYTILBOR	MYTILINEOS (CR)	2,761	---	---	---	---	---	---	124,528	
ETEBOR	NATIONAL BANK (CR)	---	---	---	---	---	---	---	10,356,475	
OPAPBOR	OPAP (CR)	4,400	---	---	---	---	---	---	1,553,608	
HTOBOR	OTE (CR)	1,750	---	---	---	---	---	---	1,681,516	
PPABOR	P.P.A. S.A. (CR)	500	---	---	---	---	---	---	67,791	
TPEIRBOR	PIRAEUS FINANCIAL HOLD (CR)	5,000	---	---	---	---	---	---	1,371,061	
PPCBOR	PPC (CR)	2,000	---	---	---	---	---	---	1,278,881	
QUALBOR	QUALITY & RELIABILITY SA (CR)	---	---	---	---	---	---	---	---	

## Stock Lending Notes

[1] - Multilateral contracts Lending or Borrowing as per Methods 8-1, 8-2 and 8-3-3 (According to ATHEX BoD Resolution No.17)

[2] - Bilateral Contracts Lending or Borrowing as per Methods 8-3-1 and 8-3-2 (According to ATHEX BoD Resolution No.20 )

[3] - The information concerning OTC Stock Borrowing Transactions is based on the statements of the Dematerialised Securities System (DSS) operators involved and refers to volumes that have been registered up until the previous working day.

[4] - Average Price (Volume weighted)

[5] - The Data concerning Open Interest before the start of trading session

Lending Products	Underlying Title	Open Interest[5]	Multilateral Transactions[1]				Bilateral Transactions[2]		Stock Borrowing through OTC (volume)[3]	
			Volume(Offered)	Average Weighted	Transactions volume	Average Weighted	Transactions Volume	Average Weighted	Transactions Volume	
QUESTBOR	QUEST HOLDINGS (CR)	359	---	---	---	---	---	---	46,564	
TENERGYBOR	TERNA ENERGY (CR)	450	---	---	---	---	---	---	291,600	
TITCBOR	TITAN CEMENT (CB)	2,368	---	---	---	---	---	---	231,320	
VIOBOR	VIOHALCO SA/NV (CB)	744	---	---	718	4.90%	---	---	---	

## Stock Lending Notes

[1] - Multilateral contracts Lending or Borrowing as per Methods 8-1, 8-2 and 8-3-3 (According to ATHEX BoD Resolution No.17)

[2] - Bilateral Contracts Lending or Borrowing as per Methods 8-3-1 and 8-3-2 (According to ATHEX BoD Resolution No.20 )

[3] - The information concerning OTC Stock Borrowing Transactions is based on the statements of the Dematerialised Securities System (DSS) operators involved and refers to volumes that have been registered up until the previous working day.

[4] - Average Price (Volume weighted)

[5] - The Data concerning Open Interest before the start of trading session

## Sectors codification for listed companies

12003-	ETF	10101010	Computer Services
10101015	Software	10102030	Computer Hardware
15101010	Telecommunications Equipment	15102015	Telecommunications Services
20101010	Health Care Facilities	20101025	Health Care Services
20102010	Medical Equipment	20103015	Pharmaceuticals
30101010	Banks	30202000	Diversified Financial Services
30202010	Asset Managers & Custodians	30202015	Investment Services
30204000	Closed End Investments	30302010	Full Line Insurance
30302015	Insurance Brokers	30302025	Property and Casualty Insurance
35101010	Real Estate Holding and Development	35101015	Real Estate Services
35102000	Diversified REITs	35102030	Office REITs
40201040	Rental & Leasing Services: Consumer	40202010	Home Construction
40202015	Household Furnishings	40202020	Household Appliance
40203040	Electronic Entertainment	40204020	Clothing & Accessories
40301010	Entertainment	40301030	Publishing
40301035	Radio & TV Broadcasters	40401010	Diversified Retailers
40401020	Apparel Retailers	40401025	Home Improvement Retailers
40401030	Specialty Retailers	40501010	Airlines
40501015	Travel & Tourism	40501020	Casinos & Gambling
40501025	Hotels & Motels	45101015	Distillers & Vintners
45101020	Soft Drinks	45102010	Farming Fishing Ranching & Plantations
45102020	Food Products	45103010	Tobacco
45201010	Food Retailers & Wholesalers	45201020	Personal Products
50101010	Construction	50101020	Building Roof/Wallboard and Plumbing
50101030	Cement	50101035	Building Materials: Other
50202010	Electrical Components	50203000	Diversified Industrials
50203015	Plastics	50203030	Containers & Packaging
50204000	Machinery: Industrial	50204020	Machinery: Construction & Handling
50205010	Industrial Suppliers	50205020	Back Office Support HR & Consulting
50205030	Forms & Bulk Printing Services	50206015	Commercial Vehicles & Parts
50206030	Marine Transportation	50206060	Transportation Services
55101000	Diversified Materials	55101020	Textile Products
55102000	General Mining	55102010	Iron & Steel
55102015	Metal Fabricating	55102035	Aluminum
60101020	Oil Refining and Marketing	65101010	Alternative Electricity
65101015	Conventional Electricity	65102030	Water



**ATHEX**  
Athens Stock Exchange

Λεωφ. Αθηνών 110 104 42 Αθήνα  
110, Athinon Ave. GR 104 42 Athens  
tel. (+30)210-33.66.800, fax (+30)210-33.66.101  
[www.athexgroup.gr](http://www.athexgroup.gr)