


23

Ημερήσιο Δελτίο
Συναλλακτικής Δραστηριότητας

Daily Official List
of Trading Activity

Friday, 10 November, 2023
Year: 144 Trading Day No: 216



ATHEXGROUP
Athens Exchange Group

Disclaimer:

Hellenic Exchanges-Athens Stock Exchange S.A. endeavours to ensure that the data and other material ("Information") presented on the Daily Official List are accurate and complete, but it is not liable for any errors or omissions of data or /and for the accuracy, credibility, updating and completeness of the aforesaid information nor it has any liability arising directly or indirectly from the use of the above Information.

The Company is not liable for the accuracy of the data included in listed companies' announcements. Only the sender of such an announcement is fully and solely liable for any infringement of third party's rights from the content of such announcement. All contents of the Daily Official List are provided only for information purposes and do not constitute investment advice or solicitation to invest in securities or other products listed for trading on the Exchange.

You acknowledge and agree that the Company is the owner of any property rights related to any Information appearing on the Daily Official List including intellectual property rights copyright, trademarks, etc.

The above data are a property of the Hellenic Exchanges-Athens Exchange and are copyright protected. Users are forbidden to reproduce, modify, copy, sale, transmit or redistribute, by all reproduction means and methods, part or the whole of the above data, without reference to their source.

The commercial exploitation of these data is, also, forbidden by third parties. Hellenic Exchanges-Athens Exchange does not carry any responsibility, direct or indirect, derived from usage or accidental alteration of the above data when used by third parties.

Hellenic Exchanges – Athens Stock Exchange S.A.

110 Athinon Ave., 10442 Athens, Tel: (210) 33.66.800, Fax: (210) 32.13.938

www.athexgroup.gr

Thessalonica Stock Exchange Center (T.S.E.C)

16-18 Katouni Str., Thessalonica 546 25 Tel: (2310) 567.667, Fax: (2310) 530.545

Athex Members Guarantee Fund

14-16 Fidiou Str., Athens 106 78, Tel: (210) 33.04.682, Fax: (210) 33.04.155

Hellenic Republic Capital Market Commission

1 Kolokotroni Str. & 1 Stadiou Str., Athens 10562 Tel: (210) 33.77.100 Fax: (210) 33.77.173

Table of Contents

Section 1: Statistical Figures of Securities, Derivatives and Lending

Summary of Markets

Athex Indices

Analytic Figures for Athex Market's Boards and Categories

Trading Details by Athex Sectors and Financial Instruments (ETFs)

Top 10 best & worst performing Shares

Derivatives Summary

Section 2: Analytic Figures of Shares Transactions

Analytic Figures of Shares Transactions

Shares' Notes

Section 3: Figures of Securities Transactions

Securities Blocks Details

Shares Rights Details

Stock Borrowing

Forced Sales Details

Forced Sales Registered Shares

Exchange Traded Funds (ETFs) Characteristics

Section 5: Bonds traded in Fixed Income Assets Market

Convertible Corporate Bonds - Regulated Market

Non Convertible Corporate Bonds - Regulated Market

Government Bonds

Treasury Bills & Zero Coupon Government Bonds

Government Bonds Traded with the Open Outcry Method

State Banks Bonds

Section 6: Additional Infos

Athex & ATHEXClear Members List

List of Stocks under Market Making operations

Section 7: Derivatives Market Analytic Figures

Index Futures

Stock Futures

Index Options

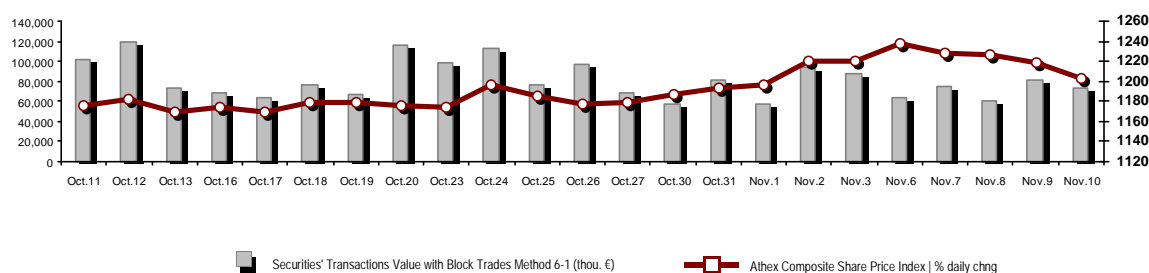
Stock Options

Stock Lending Analytic Figures

Appendix A: Sectors codification for listed companies

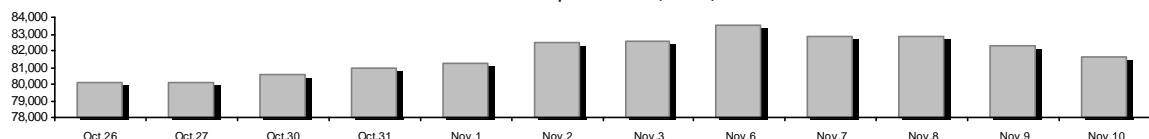
Summary of Markets

Athex Composite Share Price Index vs Shares and Derivatives Transactions Value

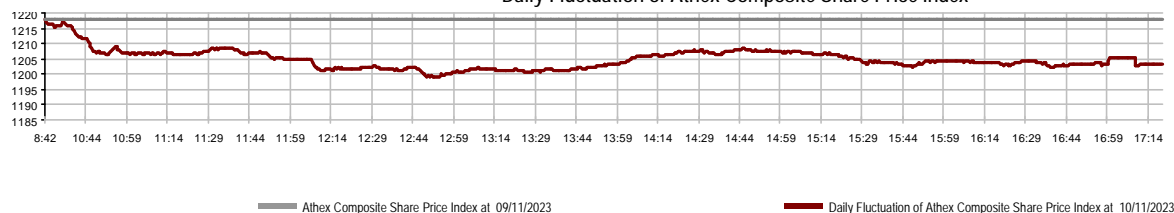


Athex Capitalisation (mill. €) **:	81,588.67		Derivatives Total Open Interest	494,719	
Daily change: mill. € %	-700.66	-0.85%	in Index Futures % daily chng	5,270	-1.62%
Yearly Avg Capitalisation: mill. € % chng prev year Avg	79,519.74	26.10%	in Stock Futures % daily chng	486,092	0.23%
Athex Composite Share Price Index % daily chng	1,203.08	-1.23%	in Index Options % daily chng	1,628	2.52%
Athex Composite Share Price Index Capitalisation (mill. €)	73,654.39		in Stock Options % daily chng	1,729	0.00%
Daily change (mill. €)	-954.33				
Securities' Transactions Value with Block Trades Method 6-1 (t	73,319.74		Derivatives Contracts Volume:	23,828	
Daily change: %	-7,322.84	-9.08%	Daily change: pieces %	2,951	14.14%
YTD Avg Trans. Value: thou. € % chng prev year Avg	102,768.62	42.24%	YTD Avg Derivatives Contracts % chng prev year Avg	44,097	28.37%
Blocks Transactions Value of Method 6-1 (thou. €)	6,897.49		Derivatives Trades Number:	1,798	
Blocks Transactions Value of Method 6-2 & 6-3 (thou. €)	0.00		Daily change: number %	-55	-2.97%
Bonds Transactions Value (thou.€)	1,722.40		YTD Avg Trades number % chng prev year Avg	2,340	13.92%
Securities' Transactions Volume with Block Trades Method 6-1 (tho	19,937.92		Lending Total Open Interest	121,734	
Daily change: thou. pieces %	-2,494.70	-11.12%	Daily change: pieces %	-1,249	-1.02%
YTD Avg Volume: % chng prev year Avg	32,746.13	15.50%	Lending Volume (Multilateral/Bilateral)	5,500	
Blocks Transactions Volume of Method 6-1 (thou. Pieces)	989.83		Daily change: pieces %	5,300	
Blocks Transactions Volume of Method 6-2 & 6-3 (thou. Pieces)	0.00		Multilateral Lending	5,000	
Bonds Transactions Volume	1,887,000		Bilateral Lending	500	
Securities' Trades Number with Block Trades Method 6-1	34,707		Lending Trades Number:	4	
Daily change: number %	-552	-1.57%	Daily change: %	3	
YTD Avg Trades number % chng prev year Avg	36,055	22.57%	Multilateral Lending Trades Number	3	
Number of Blocks Method 6-1	9		Bilateral Lending Trades Number	1	
Number of Blocks Method 6-2 & 6-3	0				
Number of Bonds Transactions	193				

Athex Capitalisation (mill. €) **



Daily Fluctuation of Athex Composite Share Price Index



Athex Indices

Index name	10/11/2023	09/11/2023	pts.	%	Min	Max	Year min	Year max	Year change
Athex Composite Share Price Index	1,203.08 €	1,218.07	-14.99	-1.23%	1,199.18	1,218.07	929.79	1,351.68	29.39% #
Athex ESG Index	1,371.08 €	1,389.75	-18.67	-1.34%	1,367.33	1,389.75	1,057.52	1,541.00	29.63% #
FTSE/Athex Large Cap	2,920.53 €	2,962.70	-42.17	-1.42%	2,912.81	2,962.70	2,250.77	3,280.71	29.71% #
FTSE/Athex Mid Cap Index	1,998.26 €	2,003.71	-5.45	-0.27%	1,986.14	2,007.43	1,411.43	2,224.46	41.58% #
FTSE/ATHEX High Dividend Yield Index	3,630.62 €	3,661.26	-30.64	-0.84%	3,614.93	3,661.96	3,028.28	4,088.01	19.89% #
FTSE/ATHEX Global Traders Index Plus	3,695.93 €	3,735.40	-39.47	-1.06%	3,689.87	3,737.70	2,616.09	4,115.43	41.28% #
FTSE/ATHEX Mid & Small Cap Factor-Weighted Ind	5,260.89 €	5,289.32	-28.43	-0.54%	5,260.89	5,304.08	4,353.12	5,946.34	19.69% #
ATHEX Select Index Plus	4,256.89 €	4,281.85	-24.96	-0.58%	4,232.80	4,281.91	3,071.06	4,762.60	38.61% #
ATHEX Select Index	6,149.85 €	6,187.30	-37.45	-0.61%	6,131.95	6,197.25	4,343.88	7,125.71	41.58% #
FTSE/Athex Market Index	695.58 €	705.53	-9.95	-1.41%	693.66	705.53	539.21	780.89	28.97% #
Athex Composite Index Total Return Index	2,182.99 €	2,210.20	-27.21	-1.23%	2,175.91	2,210.20	1,641.17	2,440.14	33.01% #
FTSE/Athex Large Cap Total Return	4,808.92 €	4,878.36	-69.44	-1.42%			3,623.42	5,338.50	33.54% #
FTSE/Athex Mid Cap Total Return	2,689.37 €	2,696.70	-7.33	-0.27%			1,881.61	2,956.50	44.77% #
Hellenic Mid & Small Cap Index	1,796.67 €	1,806.46	-9.79	-0.54%	1,785.99	1,808.75	1,365.14	2,011.62	31.61% #
FTSE/Athex Banks	950.13 €	968.94	-18.81	-1.94%	950.13	968.94	640.09	1,117.78	48.33% #
FTSE/Athex Financial Services	1,198.30 #	1,194.59	3.71	0.31%	1,169.89	1,208.18	672.72	1,514.55	74.83% #
FTSE/Athex Industrial Goods & Services	7,853.82 €	7,863.68	-9.86	-0.13%	7,780.42	7,899.92	4,603.86	8,651.06	69.32% #
FTSE/Athex Retail	1,109.14 €	1,129.94	-20.80	-1.84%	1,109.14	1,133.83	901.21	1,375.58	23.07% #
FTSE/ATHEX Real Estate	4,111.99 €	4,175.59	-63.60	-1.52%	4,068.28	4,187.34	3,750.22	4,816.41	0.96% #
FTSE/Athex Consumer Goods & Services	14,456.76 €	14,849.66	-392.90	-2.65%	14,454.98	14,856.80	8,974.47	16,184.74	57.86% #
FTSE/Athex Food & Beverage	9,059.95 €	9,303.47	-243.52	-2.62%	8,992.50	9,303.47	8,101.49	11,188.59	7.01% #
FTSE/Athex Basic Resources	7,597.12 #	7,591.61	5.51	0.07%	7,507.56	7,624.43	6,463.31	10,590.89	17.07% #
FTSE/Athex Construction & Materials	4,618.11 €	4,648.93	-30.82	-0.66%	4,587.19	4,673.47	3,204.90	4,808.27	44.10% #
FTSE/Athex Energy	4,990.67 €	5,124.58	-133.91	-2.61%	4,986.76	5,132.40	4,689.99	5,856.79	-0.78% €
FTSE/Athex Travel & Leisure	2,800.50 €	2,812.52	-12.02	-0.43%	2,756.19	2,812.52	2,196.17	3,051.18	26.30% #
FTSE/Athex Technology	2,869.19 #	2,866.67	2.52	0.09%	2,845.76	2,876.22	2,047.81	3,153.87	39.67% #
FTSE/Athex Telecommunications	3,535.82 €	3,605.48	-69.66	-1.93%	3,535.82	3,638.83	3,511.53	4,415.99	-13.16% €
FTSE/Athex Utilities	5,327.34 #	5,283.95	43.39	0.82%	5,221.21	5,372.74	4,598.77	6,190.27	15.84% #
FTSE/Athex Health Care	437.62 €	445.64	-8.02	-1.80%	430.96	449.54	380.60	504.88	4.47% #
FTSE/Athex Personal Products	7,863.69 €	7,951.29	-87.60	-1.10%	7,842.94	7,951.29	6,441.87	8,386.11	19.03% #
Athex All Share Index	281.86 €	285.06	-3.20	-1.12%	281.86	281.86	231.11	314.56	22.42% #
MSCI GREECE REBASED	4,662.56 €	4,728.56	-66.00	-1.40%	4,652.43	4,737.20	4,125.04	5,209.29	--- ↘
Hellenic Corporate Bond Index	126.27 #	126.25	0.01	0.01%			118.78	126.27	6.12% #
Hellenic Corporate Bond Price Index	88.70 #	88.70	0.00	0.00%			85.96	88.73	2.87% #

Note 1: FTSE/Med 100, Hellenic Corporate Bond Price Index and Hellenic Corporate Bond Index closing prices refer to the previous trading day of 08/11/2023.

Note 2: The Hellenic Mid & Small Cap Index is a Customized index calculated by the Athens Exchange.

Analytic Figures for Athex Market's Boards and Categories

	Total Traded Securities	Main Market	Surveillance	Exchange Traded Funds (ETFs)
Totals	114	106	7	1
Gain / Lose / Same:	33 / 68 / 13	31 / 64 / 11	2 / 3 / 2	0 / 1 / 0
Athex Capitalisation (mill. €) **	81,588.67	81,426.44	162.24	
Daily Average Trans/ons Value(thou.€)	102,768.62	102,472.73	267.67	68.98
Transactions Value	73,319.74	73,114.39	28.08	177.26
Main Board:	66,134.43	65,929.08	28.08	177.26
Blocks Board 6_2_3:	6,897.49	6,897.49	0.00	0.00
Forced Sales Board:	287.82	287.82	0.00	0.00
Special Terms Board:	0.00	0.00	0.00	0.00
Daily Average Transactions Volume	32,746,126	31,673,842	1,075,036	2,396
Transactions Volume	19,937,917	19,661,902	269,997	6,018
Main Board:	18,929,843	18,653,828	269,997	6,018
Blocks Board 6_2_3:	989,826	989,826	0	0
Forced Sales Board:	18,248	18,248	0	0
Special Terms Board:	0	0	0	0
Daily Average Number of Trades	36,055	35,838	214	4
Number of Trades	34,707	34,633	66	8
Main Board:	34,644	34,570	66	8
Blocks Board 6_2_3:	9	9	0	0
Forced Sales Board:	54	54	0	0
Special Terms Board:	0	0	0	0

Trading Details by Athex Sectors and Financial Instruments (ETFs)

Code	Sectors	Gain / Lose / Same	Number of Trades	Transactions Volume	Transactions Value	% of Total Trans. Value
3010	- Banks	1 / 6 / 0	11,231	12,631,101	26,577,074.25	36.25%
5510	- Basic Resources	5 / 7 / 3	808	223,294	630,167.36	0.86%
5010	- Construction & Materials	2 / 9 / 2	2,120	872,719	3,454,192.44	4.71%
4020	- Consumer Products & Services	2 / 2 / 0	237	59,129	175,202.00	0.24%
6010	- Energy	0 / 4 / 0	3,055	281,189	5,220,997.37	7.12%
12000	- Financial Instruments	0 / 1 / 0	8	6,018	177,264.24	0.24%
3020	- Financial Services	2 / 3 / 0	413	60,781	305,896.29	0.42%
4510	- Food Beverage & Tobacco	2 / 1 / 2	463	48,391	1,099,567.94	1.50%
2010	- Health Care	0 / 3 / 0	232	102,459	86,305.55	0.12%
5020	- Industrial Goods & Services	4 / 9 / 2	2,509	672,733	5,754,345.45	7.85%
3030	- Insurance	0 / 1 / 0	7	130	503.06	0.00%
4030	- Media	1 / 0 / 1	6	1,670	538.80	0.00%
4520	- Personal Care, Drug & Grocery Stores	1 / 1 / 0	203	583,057	4,187,921.66	5.71%
3510	- Real Estate	3 / 5 / 1	1,739	719,025	1,635,748.55	2.23%
4040	- Retail	2 / 4 / 0	1,674	192,518	3,458,046.31	4.72%
1010	- Technology	4 / 4 / 2	961	219,785	842,890.40	1.15%
1510	- Telecommunications	0 / 2 / 0	3,407	651,516	8,306,700.67	11.33%
4050	- Travel & Leisure	3 / 2 / 0	3,482	2,079,866	6,700,578.30	9.14%
6510	- Utilities	1 / 4 / 0	2,152	532,536	4,705,798.10	6.42%

Top 10 best & worst performing Shares

Main Market					
With positive Price change	Closing price	change	With negative Price change	Closing price	change
CNL CAPITAL (CR)	9.4	29.66% #	TRADE ESTATES REIC (CR)	1.84	-4.17% €
INTRALOT (CR)	0.865	9.08% #	QUALITY & RELIABILITY SA (CR)	0.55	-3.51% €
MERMEREN KOMB. A.D. PR. (GDR)	47	3.98% #	INTERWOOD-XYLEMPORIA (CR)	0.339	-3.14% €
VARVERIS - MODA BAGNO SA (CR)	1.37	3.79% #	MOTODYNAMICS S.A. (CR)	2.8	-3.11% €
IKTINOS HELLAS SA (CR)	0.485	2.86% #	MOTOR OIL (CR)	21.7	-3.04% €
PPC (CR)	10.02	2.30% #	JUMBO SA (CR)	25.98	-2.91% €
PAPOUTSANIS (CR)	2.31	1.32% #	CC HBC AG (CR)	24.1	-2.67% €
ELASTRON (CR)	2.64	1.15% #	ALPHA SERVICES HOLD (CR)	1.395	-2.58% €
ELTON SA (CR)	1.98	1.02% #	CENTRIC HOLDINGS (CR)	0.349	-2.51% €
ELVALHALCOR (CR)	1.68	0.84% #	EUROBANK HOLDINGS (CR)	1.495	-2.16% €
With the highest Transactions Value	Value (thou. €)	change	With the highest Transactions Volume	Volume	change
OTE (CR)	8,300.93	-1.94% €	ALPHA SERVICES HOLD (CR)	4,790,033	-2.58% €
NATIONAL BANK (CR)	7,175.30	-1.31% €	EUROBANK HOLDINGS (CR)	4,339,531	-2.16% €
ALPHA SERVICES HOLD (CR)	6,733.37	-2.58% €	PIRAEUS FINANCIAL HOLD (CR)	2,167,133	-1.50% €
EUROBANK HOLDINGS (CR)	6,494.76	-2.16% €	INTRALOT (CR)	1,710,617	9.08% #
PIRAEUS FINANCIAL HOLD (CR)	5,965.13	-1.50% €	NATIONAL BANK (CR)	1,307,821	-1.31% €
MOTOR OIL (CR)	4,780.47	-3.04% €	OTE (CR)	650,615	-1.94% €
OPAP (CR)	4,622.58	-0.39% €	TRADE ESTATES REIC (CR)	574,168	-4.17% €
GR. SARANTIS S.A. (CR)	4,036.58	-1.25% €	GR. SARANTIS S.A. (CR)	517,224	-1.25% €
MYTILINEOS (CR)	3,592.95	-0.12% €	PPC (CR)	325,893	2.30% #
JUMBO SA (CR)	3,262.51	-2.91% €	OPAP (CR)	302,886	-0.39% €

Note: Stocks that are not included in the "Under Supervision" category, and the transactions value is more than 10,000 €.

Derivatives Summary

	Number of Trades	Volume	Open Interest
Index Futures	283	1,000	5,270
FTSE/Athex Banks	2	15	1,830
FTSE/Athex Large Cap	281	985	3,337
MSCI GREECE REBASED	0	0	103
Stock Futures	1,500	22,710	486,092
ADMIE (IPTO) HOLDING S.A. (CR)	11	62	24,391
AEGEAN AIRLINES (CR)	16	68	4,596
ALPHA SERVICES HOLD (CR)	294	13,131	206,815
AUTOHELLAS SA (CR)	0	0	130
AVAX S.A. (CR)	1	4	1,442
CC HBC AG (CR)	16	26	524
CENERGY HOLDINGS (CB)	50	173	4,680
ELLAKTOR (CR)	24	99	953
ELVALHALCOR (CR)	5	6	1,232
EUROBANK HOLDINGS (CR)	111	1,389	35,074
EYDAP S.A. (CR)	6	22	2,388
FOURLIS (CR)	6	6	840
GEK TERNA (CR)	1	1	6,057
HELLENIC EXCHANGES-A.S.E. (CR)	19	105	8,325
HELLENIQ ENERGY (CR)	2	2	1,331
INTRACOM HOLDINGS (CR)	17	66	4,613
INTRAKAT (CR)	11	64	8,196
JUMBO SA (CR)	17	79	673
LAMDA DEVELOPMENT SA (CR)	16	88	5,778
MIG (CR)	5	19	56
MOTOR OIL (CR)	43	119	1,083
MYTILINEOS (CR)	51	139	3,393
NATIONAL BANK (CR)	92	992	26,378
OPAP (CR)	21	43	1,850
OPTIMA BANK (CR)	16	49	25
OTE (CR)	203	1,081	6,953
P.P.A. S.A. (CR)	2	4	207
PIRAEUS FINANCIAL HOLD (CR)	222	3,586	83,781
PPC (CR)	151	1,061	22,892
QUEST HOLDINGS (CR)	2	10	101
TERNA ENERGY (CR)	38	97	15,160
TITAN CEMENT (CB)	6	15	949
VIOHALCO SA/NV (CB)	25	104	5,226
Index Options	15	118	1,628
FTSE/Athex Large Cap	15	118	1,628
Stock Options	0	0	1,729
ALPHA SERVICES HOLD (CR)	0	0	0
NATIONAL BANK (CR)	0	0	1,468
OPAP (CR)	0	0	179
OTE (CR)	0	0	17
PIRAEUS FINANCIAL HOLD (CR)	0	0	0
PPC (CR)	0	0	65
Total Derivatives Traded	1,798	23,828	494,719

Number of Outstanding Securities	Nominal Value	Dividends [1]			Date of Last Coupon		Note	Shares	Closing price	% change	Previous closing		Open price	Price min	Price max	Last price	Avg price	Last Bid [7]	Last Ask [7]	P/E after tax	Year	Volume	Trades	Transactions Value[8]	Company Mkt Value (thou. €)	Year low	Year high	Sector[4]
		2020	2021	2022	Dividend [2]	Right					price/date	price/date																
Main Market - High Liquidity Class																												
2,351,697,671	0.290	---	---	---	07/04/2008	18/04/2017	---	ALPHA SERVICES HOLD (CR)	1.395	-2.58	€ 1.432	09/11/2023	1.44	1.395	1.44	1.395	1.406	2895@1.40	2700@1.40	---	---	4,790,033	3,175	6,733,366.97	3,280,618.25	1.0015	1.682	30101010
36,353,868	1.00	---	---	(0.025)	10/07/2023	21/08/2023	---	AUSTRIACARD (CB)	5.9	---	↘ 5.9	09/11/2023	5.85	5.8	5.9	5.9	5.857	30@5.85	500@6.00	---	---	3,353	46	19,639.45	214,487.82	5.2	7.7	10101010
48,624,764	0.080	0.23	0.46	0.65	24/04/2023	05/12/2022	---	AUTOHELLAS SA (CR)	12.66	0.32	⬆ 12.62	09/11/2023	12.7	12.46	12.7	12.66	12.624	47@12.58	900@12.68	---	---	11,710	162	147,827.06	615,589.51	10.06	14.76	40201040
190,162,681	---	---	---	0.05	19/06/2023	07/12/2016	---	CENERGY HOLDINGS (CB)	6.6	-0.60	€ 6.64	09/11/2023	6.65	6.46	6.69	6.6	6.572	17@6.58	3672@6.60	---	---	272,815	420	1,792,939.96	1,255,073.69	3.015	7.4	50202010
372,553,049	6.70	0.64	0.71	0.78	25/05/2023	29/04/2013	---	CC HBC AG (CR)	24.1	-2.67	€ 24.76	09/11/2023	24.31	23.92	24.32	24.1	24.039	199@23.99	250@24.20	---	---	43,993	433	1,057,560.31	8,978,528.48	21.54	29.91	45101020
54,200,000	0.075	---	0.035	0.074	18/07/2023	23/11/2021	---	EPSILON NET (CR)	9.4	0.43	⬆ 9.36	09/11/2023	9.36	9.35	9.5	9.4	9.396	117@9.40	670@9.48	---	---	17,122	142	160,877.03	509,480.00	6.2	12	10101015
3,716,479,777	0.220	---	---	---	02/05/2008	20/05/2019	---	EUROBANK HOLDINGS (CR)	1.495	-2.16	€ 1.528	09/11/2023	1.5105	1.4905	1.526	1.495	1.497497236@1.50	3805@1.50	---	---	4,339,531	3,141	6,494,756.84	5,556,137.27	1.0495	1.72	30101010	
52,131,944	1.00	---	0.1102	0.11	29/06/2023	23/07/2019	---	FOURLIS (CR)	3.955	-1.62	€ 4.02	09/11/2023	4.005	3.955	4.04	3.955	3.989	321@3.96	1988@3.99	---	---	30,399	219	121,268.60	206,181.84	3.26	5	40401010
305,635,185	2.18	0.1	0.1	0.3	28/06/2023	01/10/2003	---	HELLENIQ ENERGY (CR)	7.45	-1.32	€ 7.55	09/11/2023	7.47	7.39	7.54	7.45	7.466	62@7.44	644@7.45	---	---	57,586	314	429,943.90	2,276,982.13	6.55	8.68	60101020
83,600,000	0.760	---	---	---	03/07/2007	17/07/2023	---	INTRACOM HOLDINGS (CR)	2.175	---	↘ 2.175	09/11/2023	2.165	2.13	2.175	2.175	2.156	2000@2.16	927@2.18	---	---	90,678	260	195,462.87	181,830.00	1.678	2.39	10101010
160,523,985	0.300	---	---	---	12/08/2008	30/12/2022	---	INTRAKAT (CR)	3.49	-0.29	€ 3.5	09/11/2023	3.5	3.44	3.505	3.49	3.464	552@3.49	1399@3.50	---	---	269,644	232	933,956.97	560,228.71	1.366	3.51	50101010
136,059,759	0.880	0.77	0.77	0.322	23/08/2023	05/03/2014	---	JUMBO SA (CR)	25.98	-2.91	€ 26.76	09/11/2023	26.76	25.98	26.76	25.98	26.192	534@25.96	820@26.12	---	---	124,562	1,287	3,262,514.22	3,534,832.54	15.61	29.2	40401010
176,736,715	0.300	---	---	---	30/05/2007	27/11/2019	---	LAMDA DEVELOPMENT SA (CR)	6.2	-1.82	€ 6.315	09/11/2023	6.3	6.12	6.34	6.2	6.212	104@6.19	200@6.24	---	---	55,001	498	341,682.73	1,095,767.63	5.505	7.42	35101010
107,222,688	0.440	---	(0.5667)	0.2	20/06/2023	16/03/2022	---	QUEST HOLDINGS (CR)	5.48	-0.36	€ 5.5	09/11/2023	5.48	5.36	5.48	5.48	5.415	766@5.38	2134@5.49	---	---	23,888	139	129,353.92	587,580.33	4.655	6.73	10101010
78,325,475	---	---	---	0.6	28/06/2023	23/07/2019	---	TITAN CEMENT (CB)	19.02	-0.10	€ 19.04	09/11/2023	19.08	18.86	19.1	19.02	19.004	8@18.98	50@19.06	---	---	73,282	364	1,392,641.98	1,489,750.53	12.04	19.44	50101030
120,528,771	1.60	---	---	---	---	10/11/2023	---	TRADE ESTATES REIC (CR)	1.84	-4.17	€ --- *	---	1.928	1.7576	1.928	1.84	1.818	2444@1.80	6617@1.84	---	---	574,168	936	1,044,025.88	221,772.94	1.7576	1.928	35102045
259,189,761	---	0.02	0.1	0.12	19/06/2023	26/02/2016	---	VIOHALCO S/ANV (CB)	4.95	-0.20	€ 4.96	09/11/2023	4.95	4.91	4.99	4.95	4.948	170@4.92	2038@4.94	---	---	81,160	291	401,571.17	1,282,989.32	3.995	7.13	55102015
144,321,516	0.300	---	---	0.07	19/06/2023	22/01/2020	---	AVAX S.A. (CR)	1.338	-0.89	€ 1.35	09/11/2023	1.35	1.326	1.37	1.338	1.345	1000@1.33	240@1.34	---	---	58,702	153	78,960.04	193,102.19	0.748	1.786	50101010
232,000,000	2.12	0.1069	0.0854	0.0682	04/10/2023	19/06/2017	---	ADMIE (IPTO) HOLDING S.A. (CR)	2	-1.72	€ 2.035	09/11/2023	2.03	2	2.03	2	2.013	2000@2.00	3608@2.00	15.95	2022	84,401	221	169,875.49	464,000.00	1.64	2.52	65101015
90,167,100	0.500	---	---	---	03/06/2019	24/05/2021	---	AEGEAN AIRLINES (CR)	11.26	-0.71	€ 11.34	09/11/2023	11.3	11.1	11.3	11.26	11.223	7@11.22	1345@11.26	---	---	57,727	573	647,853.20	1,015,281.55	5.27	13.8	40501010
103,423,291	0.570	---	---	---	01/08/2011	23/08/2023	---	GEK TERNA (CR)	13.4	-1.18	€ 13.56	09/11/2023	13.36	13.3	13.64	13.4	13.388	842@13.38	7558@13.40	---	---	15,967	227	213,774.16	1,385,872.10	10.42	14.84	50101010
382,000,000	2.48	---	---	---	20/07/2015	12/12/2001	---	PPC (CR)	10.02	2.30	⬆ 9.795	09/11/2023	9.9	9.71	10.14	10.02	9.94	524@10.00	180@10.03	---	---	325,893	1,193	3,239,214.22	3,827,640.00	6.6	11.22	65101015
914,715,153	1.00	---	---	---	16/05/2008	29/08/2018	---	NATIONAL BANK (CR)	5.44	-1.31	€ 5.512	09/11/2023	5.51	5.44	5.528	5.44	5.486	3498@5.44	2523@5.47	---	---	1,307,821	1,942	7,175,301.87	4,976,050.43	3.746	6.514	30101010
11,250,000	0.520	---	0.0405	0.08	07/08/2023	09/11/2015	---	EKTER SA (CR)	3.28	-1.80	€ 3.34	09/11/2023	3.34	3.25	3.37	3.28	3.319	800@3.26	90@3.29	---	---	80,248	268	266,365.23	36,900.00	1.33	3.43	50101010
375,241,586	0.390	0.01	0.03	0.06	26/06/2023	14/07/2006	---	ELVALHALCOR (CR)	1.68	0.84	⬆ 1.666	09/11/2023	1.666	1.646	1.68	1.68	1.665	448@1.68	375@1.68	---	---	86,739	318	144,452.56	630,405.86	1.52	2.39	55102015
348,192,005	0.040	---	---	---	05/07/2011	16/07/2021	---	ELLAKTOR (CR)	2.2	-1.12	€ 2.225	09/11/2023	2.24	2.17	2.26	2.2	2.208	100@2.19	170@2.21	---	---	216,786	654	478,705.32	766,022.41	1.706	2.7	50101010
60,348,000	0.420	0.07	0.1515	0.1565	14/06/2023	04/08/2021	---	HELLENIC EXCHANGES-A.S.E. (CR)	4.85	0.31	⬆ 4.835	09/11/2023	4.835	4.735	4.89	4.85	4.826	5@4.82	1000@4.87	---	---	45,911	245	221,651.26	292,687.80	3.09	6.13	30202015
106,500,000	0.600	---	0.28	0.02	13/09/2023	13/09/2021	---	EYDAP S.A. (CR)	5.65	-1.74	€ 5.75	09/11/2023	5.64	5.59	5.75	5.65	5.644	270@5.61	310@5.67	---	---	51,944	305	293,176.98	601,725.00	5.34	7.34	65102030
604,095,621	0.300	---	---	---	30/05/2013	10/10/2023	---	INTRALOT (CR)	0.865	9.08	⬆ 0.793	09/11/2023	0.798	0.776	0.865	0.865	0.833	6000@0.860	21380@0.868	---	---	1,710,617	1,004	1,424,882.79	522,542.71	0.5526	0.865	40501020
110,782,980	0.750	---	0.9054	1.6299	26/06/2023	04/11/2013	---	MOTOR OIL (CR)	21.7	-3.04	€ 22.38	09/11/2023	22.5	21.64	22.5	21.7	21.88	824@21.68	3@21.90	---	---	218,504	2,692	4,780,470.10	2,403,990.67	20.8	25.82	60101020
142,891,161	0.970	0.378	0.4341	1.24	27/06/2023	07/07/2017	---	MYTILINEOS (CR)	34.74	-0.12	€ 34.78	09/11/2023	34.96	34.4	34.96	34.74	34.615	259@34.72	74@34.78	---	---	103,793	1,627	3,592,945.40	4,964,038.93	19.94	38.3	50203000
25,000,000	2.00	0.4																										

Number of Outstanding Securities	Nominal Value	Dividends [1]			Date of Last Coupon		Note	Shares	Closing price	% change	Previous closing price/date		Open price	Price min	Price max	Last price	Avg price	Last Bid [7]	Last Ask [7]	P/E after tax	Year	Volume	Trades	Transactions Value[8]	Company Mkt Value (thou. €)	Year low	Year high	Sector[4]	
		2020	2021	2022	Dividend [2]	Right																							
73,694,142	3.45	---	---	---	04/10/2023	---	OPTIMA BANK (CR)	7.08	-0.14	€	7.09	09/11/2023	7.002	7.002	7.1	7.08	7.07	1302@7.08	68@7.09	---	---	23,350	258	165,074.77	521,754.53	6.88	7.202	30101010	
Main Market - Medium Liquidity Class																													
13,126,020	0.660	0.0837	0.1163	0.1158	26/07/2023	04/09/2020	---	AS COMPANY SA (CR)	2.25	-1.32	€	2.28	09/11/2023	2.25	2.25	2.25	2.25	2.25	2@2.24	792@2.25	---	---	2,007	4	4,515.75	29,533.55	2.02	2.76	40401030
3,114,144	0.360	0.1558	0.3427	0.2304	29/05/2023	02/06/2020	---	ALPHA TRUST (CR)	6.55	-0.76	€	6.6	09/11/2023	6.55	6.55	6.6	6.6	6.567	900@5.15	---	---	---	600	6	3,940.00	20,397.64	4.32	7.05	30202010
215,805,843	0.300	0.05	---	---	30/12/2021	15/11/2022	---	ATTICA HOLDINGS (CR)	2.64	---	γ	2.64	09/11/2023	---	---	---	---	---	--6688718@2.64	44@2.75	---	---	---	---	---	569,727.43	1.865	2.75	40501015
35,764,593	2.10	0.06	0.075	0.1046	02/05/2023	25/11/2019	---	BRIQ PROPERTIES (CR)	1.89	-1.05	€	1.91	09/11/2023	1.875	1.875	1.925	1.89	1.902	80@1.89	1000@1.91	---	---	9,018	22	17,151.56	67,595.08	1.825	2.11	35102030
101,123,806	0.360	---	---	---	22/07/2010	28/06/2011	---	CENTRIC HOLDINGS (CR)	0.349	-2.51	€	0.358	09/11/2023	0.35	0.34	0.36	0.349	0.345	1100@0.343	410@0.349	---	---	43,120	34	14,872.78	35,292.21	0.263	0.457	40203040
784,500	10.00	---	0.3	---	24/05/2022	31/07/2018	---	CNL CAPITAL (CR)	9.4	29.66	P	7.25	09/11/2023	7.15	7.15	9.4	9.4	8.814	100@7.30	---	-(6)-	2022	3,050	20	26,882.20	7,374.30	0.5	9.4	30202010
10,365,100	0.300	---	---	---	06/10/2005	13/02/2002	---	CPI SA (CR)	0.604	0.67	P	0.6	09/11/2023	0.604	0.604	0.604	0.604	0.604	100@0.586	3000@0.596	---	---	180	2	108.72	6,260.52	0.536	0.892	10102030
18,680,300	0.050	---	---	---	06/07/2022		---	DIMAND (CR)	10.55	-0.94	€	10.65	09/11/2023	10.65	10.4	10.7	10.55	10.544	510@10.35	209@10.55	---	---	14,539	105	153,299.15	197,077.17	10.3	14.9	35101010
11,869,224	0.540	0.087	0.136	0.15	03/07/2023	30/08/2019	---	FLEXOPACK SA (CR)	7.7	---	γ	7.7	09/11/2023	7.7	7.7	7.7	7.7	7.7	100@7.50	260@7.95	---	---	28	2	215.60	91,393.02	7.4	9.45	50203030
48,003,921	0.400	---	---	---	30/08/1993	26/06/2023	---	IDEAL HOLDINGS (CR)	6.21	0.49	P	6.18	09/11/2023	6.24	6.18	6.39	6.21	6.274	1500@6.20	1106@6.32	---	---	16,836	120	105,624.59	298,104.35	3.38	6.39	10102030
167,868,482	0.300	---	---	---	20/08/2007	28/11/2022	---	LAVIPHARM SA (CR)	0.67	-1.76	€	0.682	09/11/2023	0.684	0.66	0.688	0.67	0.667	6232@0.660	1327@0.670	---	---	94,893	133	63,326.64	112,471.88	0.366	0.78	20103015
4,740,000	0.860	---	---	---	14/03/2003		---	LOGISMOS S.A. (CR)	1.21	---	γ	1.21	09/11/2023	---	---	---	---	---	100@1.09	721@1.20	-(6)-	2022	---	---	---	5,735.40	0.91	1.41	10101015
17,120,280	0.940	0.06	0.06	---	27/06/2022	26/06/2023	---	LOULIS FOOD (CR)	2.69	---	γ	2.69	09/11/2023	2.69	2.69	2.7	2.69	2.698	310@2.63	984@2.69	---	---	106	3	285.99	46,053.55	2.38	3.7	45102020
4,419,616	1.58	---	---	0.1531	10/07/2023	04/03/2015	---	MEDICON S.A (CR)	3.42	-2.01	€	3.49	09/11/2023	3.52	3.31	3.52	3.42	3.367	100@3.36	66@3.42	---	---	6,006	91	20,220.21	15,115.09	2.84	4.4	20102010
468,700	2.24	3.42	---	---	03/05/2022	21/05/2004	---	MERMEREN KOMB. A.D. PR. (GDR)	47	3.98	P	45.2	09/11/2023	43.8	43.8	47	47	45.129	8@39.00	110@47.00	1.57	2022	380	12	17,149.00	22,028.90	31	59	55102000
10,500,000	0.950	---	---	---	24/06/2008	21/07/2023	---	MEVACO SA (CR)	3.7	1.65	P	3.64	09/11/2023	3.7	3.7	3.7	3.7	3.7	20@3.54	200@3.62	12.27	2022	1	1	3.70	38,850.00	2.52	4.22	55102015
31,317,025	0.400	---	---	---	26/04/2007	10/05/2023	---	MIG (CR)	3.85	-1.79	€	3.92	09/11/2023	4	3.85	4	3.85	3.913	21@3.83	40@3.89	---	---	7,609	73	29,763.11	120,570.55	0.987	8.4	30202000
87,127,162	0.500	---	---	---	08/06/2023	28/07/2021	---	PREMIA (CR)	1.15	0.70	P	1.142	09/11/2023	1.14	1.112	1.15	1.15	1.12	400@1.12	2943@1.15	---	---	53,650	129	60,063.78	100,196.24	1.07	1.41	35102000
24,377,795	0.230	---	---	0.04	03/07/2023	08/06/2022	---	PROFILE SA (CR)	3.84	-1.28	€	3.89	09/11/2023	3.89	3.82	3.9	3.84	3.868	75@3.82	345@3.85	---	---	14,998	76	58,015.35	93,610.73	2.575	4.96	10101010
27,345,120	0.280	---	---	---	18/07/2005	26/02/2014	---	QUALITY & RELIABILITY SA (CR)	0.55	-3.51	€	0.57	09/11/2023	0.574	0.548	0.58	0.55	0.557	1500@0.542	1532@0.550	---	---	24,312	65	13,552.78	15,039.82	0.465	0.824	10101010
6,456,530	1.08	0.0804	0.12	0.1314	17/07/2023	02/08/2010	---	SPACE HELLAS SA (CR)	6.52	-0.91	€	6.58	09/11/2023	6.4	6.38	6.54	6.52	6.402	118@6.38	87@6.52	---	---	901	22	5,768.56	42,096.58	5.28	10	15101010
17,190,046	0.290	---	---	---	16/11/1992	30/11/2022	---	UNIBIOS (CR)	1.125	-1.32	€	1.14	09/11/2023	1.115	1.09	1.135	1.125	1.105	200@1.10	339@1.13	---	---	2,341	17	2,585.71	19,338.80	0.558	1.31	50204000
32,413,681	0.370	---	---	---	15/07/2009	11/05/2000	---	ALUMIL (CR)	2.65	-1.49	€	2.69	09/11/2023	2.66	2.61	2.7	2.65	2.644	50@2.63	620@2.65	---	---	13,200	113	34,902.53	85,896.25	1.986	4.26	55102035
3,534,269	3.44	(0.4452)	0.8907	0.2092	30/10/2023	19/07/2022	---	ANDROMEDA SA (CR)	6.54	-1.21	€	6.62	09/11/2023	6.62	6.44	6.62	6.54	6.552	260@6.44	314@6.60	---	2022	3,611	69	23,659.72	23,114.12	5.9	7.4	30204000
15,300,000	0.300	---	---	---	30/07/2009	13/12/1999	---	ATTICA PUBLICATIONS SA (CR)	0.304	1.33	P	0.3	09/11/2023	0.33	0.304	0.33	0.304	0.307	950@0.304	61@0.330	---	---	1,550	4	476.40	4,651.20	0.236	0.39	40301030
18,810,000	0.400	---	---	---	08/07/2010	14/11/2007	---	VARVERIS - MODA BAGNO SA (CR)	1.37	3.79	P	1.32	09/11/2023	1.32	1.32	1.41	1.37	1.379	1361@1.37	3150@1.41	---	---	21,444	41	29,565.37	25,769.70	0.6	1.41	40401025
23,986,500	1.04	---	---	---	26/06/2009	28/08/2023	---	BIOKARPET S.A.(CR)	2.45	---	γ	2.45	09/11/2023	2.45	2.45	2.46	2.45	2.459	1200@2.40	238@2.45	---	---	2,462	14	6,053.08	58,766.93	1.5	3.47	50101035
6,325,000	0.600	---	0.19	0.153	03/07/2023	17/02/2014	---	VOYATZOGLOU (CR)	2.24	---	γ	2.24	09/11/2023	---	---	---	---	---	50@2.16	200@2.24	---	---	---	---	---	14,168.00	1.97	2.8	50205010
24,060,000	0.300	0.035	0.055	0.075	25/04/2023	01/07/2019	---	GEN. COMMERCIAL & IND.SA (CR)	1.65	-2.94	€	1.7	09/11/2023	1.655	1.65	1.68	1.65	1.657	293@1.65	1750@1.66	10.20	2022	2,710	7	4,490.90	39,699.00	1.175	2.11	50205010
15,878,748	0.480	---	---	---	10/07/2006	22/03/2004	---	DOMIKI KRITIS SA (CR)	3.48	---	γ	3.48	09/11/2023	3.47	3.46	3.48	3.48	3.473	1230@3.39	499@3.46	---	---	2,271	11	7,887.34	55,258.04	0.71	3.6	50101010
34,720,000	0.310	---	---	---	16/06/2010	01/08/2007	---	DROMEAS SA (CR)	0.336	---	γ	0.336	09/11/2023	---	---	---	---	---	940@0.321	498@0.336	---	---	---	---	---	11,665.92	0.3	0.45	40202015
13,673,200	0.420	---	---	---	18/07/2008	26/07/2001	---	EVROFARMA SA (CR)	0.94	0.54	P	0.935	09/11/2023	0.94	0.94	0.94	0.94	0.94	40@0.890	200@0.960	---	---	200	1	188.00	12,852.81	0.684	1.19	45102020
18,410,839	1.00	0.027	0.262	0.202	23/08/2023	10/09/2010	---	ELASTRON (CR)	2.64	1.15	P	2.61	09/11/2023	2.6	2.56	2.64	2.64	2.618	188@2.51	1757@2.64	---	---	8,132	20	21,291.71	48,604.61	2.21	3.82	55102010
3,307,500	0.210	---	---	0.4	13/10/2023	30/11/2022	---	ELVE SA (CR)	4.88	0.83	P	4.84	09/11/2023	4.84	4.84	4.88	4.88	4.878	1000@4.84	8@4.88	19.23	2022	986	9	4,809.44	16,140.60	4.5	5.9	40204020
60,295,607	0.240	---	---	---	09/07/2007	01/07/2021	---	ELGEKA SA (CR)	0.55	---	γ	0.55	09/11/2023	---	---	---													

Number of Outstanding Securities	Nominal Value	Dividends [1]			Date of Last Coupon		Note	Shares	Closing price	% change	Previous closing price/date	Open price	Price min	Price max	Last price	Avg price	Last Bid [7]	Last Ask [7]	P/E after tax	Year	Volume	Trades	Transactions Value[8]	Company Mkt Value (thou. €)	Year low	Year high	Sector[4]
		2020	2021	2022	Dividend [2]	Right																					
19,864,886	5.60	0.672	0.672	0.672	20/04/2023	02/07/2008	---	BANK OF GREECE (CR)	13.75	0.73 P	13.65 09/11/2023	13.6	13.6	13.8	13.75	13.733	60@13.75	830@13.80	---	---	2,798	36	38,426.10	273,142.18	12.8	18	30101010
26,730,187	0.520	0.08	0.1	0.12	29/06/2023	01/08/2017	---	ELTON SA (CR)	1.98	1.02 P	1.96 09/11/2023	1.95	1.95	1.99	1.98	1.982	50@1.95	94@1.98	---	---	14,078	60	27,899.66	52,925.77	1.8	2.92	50205010
30,000,000	0.050	0.06	0.09	0.1	09/06/2023	11/06/2020	---	ENTERSOFT (CR)	5.84	0.69 P	5.8 09/11/2023	5.8	5.8	5.88	5.84	5.817	100@5.82	2@5.86	---	---	27,304	99	158,824.48	175,200.00	3.61	6.36	10101015
36,300,000	1.12	0.223	0.2186	---	14/09/2022	12/12/2007	---	THESSALONIKA WATER & SEWERAGE	3	-0.66 E	3.02 09/11/2023	3.01	2.97	3.01	3	2.995	300@2.97	4986@3.00	---	---	2,480	22	7,427.39	108,900.00	2.92	3.92	65102030
15,083,480	0.300	---	---	---	02/06/2010	04/02/2022	---	EUROCONSULTANTS S.A. (CR)	1.02	-1.92 E	1.04 09/11/2023	1.04	1.005	1.04	1.02	1.016	400@1.02	1300@1.02	---	---	4,910	19	4,990.08	15,385.15	0.576	1.14	50205020
86,735,980	0.310	---	---	---	06/07/2009	07/09/2023	---	ATHENS MEDICAL CENTER SA (CR)	1.74	-1.70 E	1.77 09/11/2023	1.77	1.7	1.77	1.74	1.768	20@1.71	2@1.74	---	---	1,560	8	2,758.70	150,920.61	1.375	2.15	20101025
114,320,400	0.100	---	0.01	---	26/11/2021	05/08/2019	---	IKTINOS HELLAS SA (CR)	0.485	2.86 P	0.4715 09/11/2023	0.4875	0.4615	0.4935	0.485	0.469	198@0.463	2610@0.485	---	---	27,098	72	12,709.08	55,445.39	0.402	0.734	50101035
8,226,132	0.450	---	---	0.02	17/07/2023	13/10/2014	---	ILYDA S.A. (CR)	1.285	-1.53 E	1.305 09/11/2023	1.3	1.275	1.3	1.285	1.285	328@1.27	704@1.28	8.23	2022	1,114	12	1,431.21	10,570.58	1.055	1.92	10101015
2,566,836	0.440	---	0.016	0.016	03/07/2023	09/01/2007	---	INTERWOOD-XYLEMPORIA (PR)	0.3	---	0.3 09/11/2023	---	---	---	---	---	100@0.282	190@0.308	---	---	---	---	---	12,630.45	0.192	0.5	50101020
34,986,430	0.440	---	---	---	25/07/2008	23/02/2010	---	INTERWOOD-XYLEMPORIA (CR)	0.339	-3.14 E	0.35 09/11/2023	0.35	0.33	0.35	0.339	0.343	1000@0.329	4350@0.350	---	---	83,453	52	28,659.65	12,630.45	0.1975	0.49	50101020
18,567,912	0.590	0.12	0.24	---	05/07/2023	26/01/2021	---	INTERLIFE G.C.I.(CR)	3.87	-0.51 E	3.89 09/11/2023	3.93	3.86	3.93	3.87	3.87	2@3.89	140@3.91	---	2022	130	7	503.06	71,857.82	3.47	4.95	30302025
8,424,900	0.500	---	---	---	12/07/2010	04/07/2019	---	INTERTECH SA (CR)	1.22	-3.56 E	1.265 09/11/2023	1.17	1.17	1.26	1.22	1.207	29@1.22	46@1.25	21.06	2022	206	7	248.62	10,278.38	0.92	1.72	50205010
19,804,134	0.150	---	---	---	01/07/2004	06/11/2017	---	KEKROPS SA (CR)	1.275	-1.16 E	1.29 09/11/2023	1.24	1.235	1.275	1.275	1.242	30@1.25	1806@1.28	2.42	2022	9,324	26	11,580.60	25,250.27	0.903	1.4	35101010
40,219,218	0.260	---	---	---	29/08/2022	10/06/2019	---	KLOUKINAS - LAPPAS SA (CR)	1.05	-0.47 E	1.055 09/11/2023	1.06	1.015	1.065	1.05	1.031	1500@1.02	714@1.05	---	---	29,766	59	30,689.59	42,230.18	0.5	1.265	50101010
11,510,102	0.890	---	---	---	24/06/2005	06/10/1999	---	NAFPAKTOS TEXTILE (CR)	1.01	---	1.01 09/11/2023	1.01	1.01	1.02	1.02	1.013	265@0.950	752@1.02	---	---	500	2	506.48	11,625.20	0.9	1.31	55101020
21,224,340	0.420	0.0035	0.02	---	06/09/2022	25/04/2006	---	KORDELLOS BROS SA (CR)	0.528	-1.86 E	0.538 09/11/2023	0.52	0.5	0.53	0.528	0.514	631@0.518	100@0.528	4.64	2022	12,981	25	6,668.59	11,206.45	0.451	0.74	55102010
33,065,136	0.380	0.2	0.2001	0.2004	24/08/2023	16/09/2013	---	KRI-KRI S.A. (CR)	8.56	0.23 P	8.54 09/11/2023	8.48	8.48	8.56	8.56	8.522	250@8.44	131@8.56	89.15	2022	4,069	22	34,675.64	283,037.56	6.08	9.8	45102020
7,595,160	0.600	---	---	---	10/09/2019	18/08/2010	---	KIRIAKOULIS SHIPPING SA (CR)	1.08	---	1.08 09/11/2023	---	---	---	---	---	199@0.972	1884@1.08	---	---	---	---	---	8,202.77	0.868	1.265	40501015
6,200,000	0.500	---	---	---	22/06/2010	01/11/1995	---	MINERVA KNITWEAR (CR)	0.57	---	0.57 09/11/2023	---	---	---	---	---	8000@0.402	50@0.570	---	---	---	---	---	3,534.00	0.4	0.68	40204020
5,939,268	0.620	---	---	---	10/07/2003	03/01/2002	---	LANAKAM SA (CR)	0.93	---	0.93 09/11/2023	---	---	---	---	---	200@0.875	195@0.920	---	---	---	---	---	5,523.52	0.716	1.4	40401020
9,819,370	0.500	---	---	---	14/08/2007	09/01/2004	---	MATHIOS REFRACTORY SA (CR)	0.945	-2.58 E	0.97 09/11/2023	0.945	0.945	0.945	0.945	0.945	119@0.945	5@0.970	---	---	23	2	21.74	9,279.30	0.565	1.6	55101000
30,150,000	0.360	0.02	0.0401	0.0908	15/06/2023	25/04/2019	---	MOTODYNAMICS S.A. (CR)	2.8	-3.11 E	2.89 09/11/2023	2.86	2.8	2.92	2.8	2.841	150@2.78	1190@2.84	---	---	12,296	105	34,934.67	84,420.00	2.04	3.77	40401030
43,200,000	1.00	---	0.0824	---	07/09/2022	13/09/2023	---	MPLE KEDROS (CR)	2.95	---	2.95 09/11/2023	2.95	2.95	2.95	2.95	2.95	200@2.93	200@2.97	---	---	1,950	10	5,752.50	127,440.00	2.19	2.96	35102000
2,160,524	0.670	---	---	---	03/12/2018	23/11/1999	---	N. LEVENTERIS (PR)	0.358	---	0.358 09/11/2023	---	---	---	---	---	---	150@0.358	---	2022	---	---	---	3,120.18	0.218	0.434	55102010
4,971,466	1.46	---	---	---	04/07/2007	08/10/2003	---	PAIRIS SA (CR)	0.988	-0.20 E	0.99 09/11/2023	0.988	0.988	0.988	0.988	0.99	100@0.962	611@0.988	---	---	2	1	1.98	4,911.81	0.83	1.47	50203030
27,098,594	0.540	0.07	0.05	0.0401	22/05/2023	14/01/2021	---	PAPOUTSANIS (CR)	2.31	1.32 P	2.28 09/11/2023	2.23	2.23	2.31	2.31	2.299	250@2.28	600@2.33	20.86	2022	65,833	60	151,340.40	62,597.75	1.8	2.51	45201020
7,070,400	0.930	0.1081	0.3242	0.2593	03/07/2023	06/05/2016	---	PETROPOULOS PETROS (CR)	8.88	-1.33 E	9 09/11/2023	9	8.88	9	8.88	8.967	200@8.88	120@8.98	---	---	5,050	24	45,282.60	62,785.15	5.9	9.22	50206015
43,741,452	0.660	0.16	0.2723	0.2629	31/05/2023	01/11/1999	---	THRACE PLASTICS SA (CR)	4.21	0.48 P	4.19 09/11/2023	4.185	4.11	4.25	4.235	4.181	50@4.14	1300@4.21	---	---	15,861	135	66,309.43	184,151.51	3.75	5.68	50203015
21,912,599	0.300	---	---	0.048	18/05/2023	23/02/2007	---	REVOIL (CR)	1.91	-0.26 E	1.915 09/11/2023	1.91	1.895	1.92	1.91	1.909	100@1.88	2550@1.91	---	---	2,218	25	4,234.06	41,853.06	1.21	2.3	60101020
13,582,223	1.35	---	---	---	24/06/2008	02/02/2016	---	SIDMA STEEL (CR)	2.2	-0.45 E	2.21 09/11/2023	2.22	2.18	2.23	2.22	2.201	100@2.13	100@2.19	---	---	302	5	664.56	29,880.89	1.85	3.3	55102010
40,693,350	5.00	---	---	---	03/07/2006	26/05/2015	---	TECHNICAL OLYMPIC SA (CR)	2.35	-0.42 E	2.36 09/11/2023	2.36	2.3	2.38	2.35	2.322	70@2.33	490@2.35	---	---	3,313	32	7,692.72	95,629.37	1.76	3.12	40202010
3,048,000	0.300	---	---	---	06/07/2007	01/06/2021	---	TZIRAKIAN PROFIL (CR)	1.83	0.55 P	1.82 09/11/2023	1.83	1.83	1.83	1.83	1.83	1090@1.72	80@1.83	32.06	2022	1	1	1.83	5,577.84	1.6	2.39	55102010
10,203,575	0.730	---	---	---	16/07/2007	18/10/1999	---	FIERATEX SA (CR)	0.37	-3.65 E	0.384 09/11/2023	0.374	0.366	0.374	0.37	0.37	7885@0.370	769@0.384	---	2022	2,117	4	783.29	3,775.32	0.31	0.56	55101020
8,340,750	1.16	---	---	---	25/06/2009	17/09/2018	---	HAIDEMENOS SA (CR)	0.64	7.56 P	0.595 09/11/2023	0.625	0.625	0.65	0.64	0.634	112@0.635	11@0.640	---	2022	11,500	10	7,295.50	5,338.08	0.452	0.8	50205030

Main Market - Low Liquidity Class

14,000,000	4.15	---	3.42	0.26	19/07/2023	29/06/1999	---	ALPHA REAL ESTATE SA(CR)	6.84	1.18 P	6.76 09/11/2023	6.94	6.8	6.94	6.8	6.841	270@6.70	40@6.88	---	---	115	9	786.70	95,760.00	6.32	9.22	35101015
45,033,921	0.050	---	---	---	04/06/2008	27/03/2023	---	ATTICA BANK S.A. (CR)	11.42	-4.83 E	12 09/11/2023	11.56	11.4	11.94	11.42	11.529	22@11.50	5@11.70	---	---	435	14	5,015.20	514,287.38	10.56	48.75	30101010
155,154,947	0.040	---	---	---	01/07/2008	21/02/2020	---	AVE (CR)	0.512	---	0.512 09/11/2023	0.52	0.52	0.52	0.52	0.52	300@0.520	3050@0.520	---	---	120	2	62.40	79,439.33	0.492	0.586	40301010

Number of Outstanding Securities	Nominal Value	Dividends [1]			Date of Last Coupon		Note	Shares	Closing price	% change	Previous closing price/date		Open price	Price min	Price max	Last price	Avg price	Last Bid [7]	Last Ask [7]	P/E after tax	Year	Volume	Trades	Transactions Value[8]	Company Mkt Value (thou. €)	Year low	Year high	Sector[4]
2020	2021	2022	Dividend [2]	Right																								
10,500,000	4.00	0.37	0.29	0.3	16/05/2023	02/08/2016	---	INTERCONTINENTAL (CR)	6.35	---	6.35	09/11/2023	---	---	---	---	---	350@6.10	150@6.35	12.11	2022	---	---	---	66,675.00	6.1	6.85	35102000
57,434,884	1.17	---	---	---	05/06/2008	12/06/2009	---	REDS S.A. (CR)	2.42	---	2.42	09/11/2023	---	---	---	---	---	400@2.28	100@2.41	---	---	---	---	---	138,992.42	2.06	3	35101010
152,360,643	0.500	0.01	0.02	0.03	23/06/2023	10/06/2020	---	TRASTOR REAL EST. INV. CO.(CR)	1.11	7.77 P	1.03	09/11/2023	1.07	1.07	1.12	1.11	1.116	1500@1.04	1750@1.11	---	---	1,260	4	1,405.65	169,120.31	0.965	1.23	35102000
15,000,000	0.300	---	---	---	06/07/2007	18/07/2000	---	DAIOS PLASTICS SA (CR)	3.3	---	3.3	09/11/2023	---	---	---	---	---	---	400@3.18	---	---	---	---	---	49,500.00	2.92	3.54	50203015
2,760,000	11.83	9.4	11	11.8	14/06/2023	16/07/1990	---	KARELIA (CR)	298	---	298	09/11/2023	298	298	302	302	298.174	20@296.00	22@302.00	---	---	23	4	6,858.00	822,480.00	288	364	45103010
6,700,000	0.800	0.179	0.047	0.047	23/08/2023	29/05/2014	---	MILLS KEPENOS (CR)	2	---	2	09/11/2023	---	---	---	---	---	200@1.94	259@2.20	14.77	2022	---	---	---	13,400.00	1.93	2.7	45102020
18,017,472	0.360	---	---	---	09/09/2022	28/08/2017	---	KTIMA KOSTAS LAZARIDIS SA (CR)	1.89	---	1.89	09/11/2023	---	---	---	---	---	125@1.78	1360@1.91	---	---	---	---	---	34,053.02	1.55	2.06	45101015
21,364,000	1.12	---	---	0.4	21/08/2023	08/03/2023	---	LAMPESA HOTEL SA (CR)	29.2	0.69 P	29	09/11/2023	29.2	29.2	29.2	29.2	29.2	100@28.60	389@29.80	---	---	100	1	2,920.00	623,828.80	20.6	29.8	40501025
32,188,050	1.04	---	---	---	21/07/2008	20/01/2000	---	MOUZAKIS (CR)	0.61	---	0.61	09/11/2023	---	---	---	---	---	200@0.595	900@0.655	---	---	---	---	---	19,634.71	0.57	0.806	55101020
8,321,682	0.670	---	---	---	17/08/2007	23/11/1999	---	N. LEVENTERIS (CR)	0.282	---	0.282	09/11/2023	---	---	---	---	---	---	2100@0.280	---	2022	---	---	---	3,120.18	0.22	0.364	55102010
6,340,000	0.600	0.134	0.17	0.1	09/12/2022	12/01/2023	---	NAKAS MUSIC	2.92	4.29 P	2.8	09/11/2023	3	2.84	3	2.92	2.899	50@2.86	585@2.98	---	---	1,810	18	5,247.70	18,512.80	2.16	3.02	40401030
10,080,000	3.00	1.42	1.5	1.45	11/05/2023	27/08/2001	---	TPA SA (CR)	23.5	---	23.5	09/11/2023	---	---	---	---	---	60@22.90	90@23.50	---	---	---	---	---	236,880.00	22	26.3	50206060
27,379,200	0.980	---	---	0.45	01/08/2023	29/08/2022	---	CRETE PLASTICS SA (CR)	15.1	---	15.1	09/11/2023	15.1	15.1	15.1	15.1	15.1	50@14.80	243@15.50	---	---	200	2	3,020.00	413,425.92	14.2	17.9	50203015
255,494,534	2.71	0.352	0.279	0.255	16/06/2023	30/09/2021	---	PRODEA (CR)	7.3	---	7.3	09/11/2023	---	---	---	---	---	4872@7.30	70@7.45	---	---	---	---	---	1,865,110.10	6.5	8.6	35102000
4,181,450	0.500	---	---	---	21/08/2000	05/03/2002	---	FLOUR MILLS SARANTOPOULOS SA	1.1	---	1.1	09/11/2023	---	---	---	---	---	---	200@1.10	---	---	---	---	---	4,599.60	0.875	1.5	45102020

Exchange Traded Funds (ETFs)

924,675	---	---	---	---	15/06/2016	---	ALPHA ETF FTSE Athex Large Cap	29.33	-1.48 E	29.77	09/11/2023	29.75	29.33	29.75	29.33	29.456	300@25.01	---	---	---	---	6,018	8	177,264.24	---	22.5	35	12003
---------	-----	-----	-----	-----	------------	-----	--------------------------------	-------	---------	-------	------------	-------	-------	-------	-------	--------	-----------	-----	-----	-----	-----	-------	---	------------	-----	------	----	-------

Surveillance

356,314,416	0.060	---	---	---	07/07/2010	21/09/2017	5160	FRIGOGLASS SA (CR)	0.085	-3.41	E	0.088	09/11/2023	0.088	0.085	0.088	0.085	0.086	12000@0.085	50000@0.086	---	---	---	230,663	29	19,801.36	30,286.73	0.05	0.158	50204000	
65,326,268	0.530	---	---	---	04/07/2007	19/07/2006	4750	SATO SA (CR)	0.033	---	γ	0.033	09/11/2023	---	---	---	---	---	1500@0.031	20000@0.036	---	---	---	---	---	---	2,155.77	0.018	0.069	40202015	
13,191,620	0.620	---	---	---	04/08/2010	09/09/2002	5232	YALCO - CONSTANTINOU (CR)	0.197	---	γ	0.197	09/11/2023	---	---	---	---	---	1000@0.178	1501@0.197	---	---	---	---	---	---	2,598.75	0.12	0.28	40202020	
13,000,000	1.00	---	---	---	01/08/2007	07/04/2000	5093	AKRITAS SA (CR)	0.65	-9.72	E	0.72	09/11/2023	0.65	0.65	0.65	0.65	0.65	60@0.650	163@0.695	---	---	---	2,040	6	1,326.00	8,450.00	0.414	0.745	50101035	
221,519,681	0.300	---	---	---	02/07/2008	28/02/2011	4957	ANEK LINES SA (CR)	0.276	2.99	P	0.268	09/11/2023	0.27	0.27	0.276	0.276	0.274	664@0.272	26166@0.278	---	---	---	8,536	9	2,341.32	62,052.82	0.177	0.3	40501015	
312,163	0.300	---	---	---	02/07/2008	28/02/2011	4959	ANEK LINES SA (PR, issue '90)	0.072	---	γ	0.072	09/11/2023	---	---	---	---	---	29930@0.079	---	---	---	---	---	---	---	---	62,052.82	0.072	0.086	40501015
2,969,713	0.300	---	---	---	02/07/2008	28/02/2011	4958	ANEK LINES SA (PR, issue '96)	0.3	---	γ	0.3	09/11/2023	---	---	---	---	---	2222@0.272	1856@0.300	---	---	---	---	---	---	---	62,052.82	0.173	0.38	40501015
17,579,754	4.16	---	---	---	18/08/2006	02/08/2010	---	BIOTER SA (CR)	0.224	5.66	P	0.212	09/11/2023	0.224	0.224	0.224	0.224	0.224	2600@0.192	6316@0.224	---	---	---	11,000	8	2,464.00	3,937.86	0.198	0.398	50101010	
54,654,600	0.050	---	---	---	01/07/1998	30/12/2022	5275	VIS SA (CR)	0.322	---	---	0.322	09/11/2023	---	---	---	---	---	---	20575@0.290	---	2022	---	---	---	---	17,598.78	0.136	0.378	50203030	
51,754,364	0.300	---	---	---	23/12/2003	24/01/2007	5197	SELECTED TEXT. IND. ASSOC (CR)	0.1	-9.91	E	0.111	09/11/2023	0.1	0.1	0.1	0.1	0.1	---	250@0.100	---	---	---	16,750	10	1,675.00	5,175.44	0.0975	0.202	55101020	
15,842,391	1.51	---	---	---	15/07/2009	12/05/2000	5141	BITROS HOLDING SA (CR)	0.412	---	γ	0.412	09/11/2023	0.412	0.412	0.412	0.412	0.412	9000@0.412	1000@0.430	---	---	---	1,000	1	412.00	6,527.07	0.376	0.82	55102010	
24,319,250	0.300	---	---	---	09/07/2002	04/07/2007	5165	PROODEFTIKH SA (CR)	0.4	---	γ	0.4	09/11/2023	---	---	---	---	---	---	10000@0.400	---	---	---	---	---	---	9,727.70	0.4	0.6	50101010	
28,438,268	0.070	---	---	---	21/08/2006	24/11/1999	5253	SPIROY AGRICULTURE SA (CR)	0.2	---	γ	0.2	09/11/2023	---	---	---	---	---	---	2900@0.193	---	---	---	---	---	---	5,687.65	0.144	0.24	45102010	
1,011,000	1.00	---	---	---	01/07/2004	11/12/2012	5193	TRIA ALFA SA (CR)	7.95	---	γ	7.95	09/11/2023	7.9	7.9	7.9	7.9	7.9	100@7.20	4@7.90	60.89	2022	8	3	63.20	8,037.45	7.5	16.9	55101020		

Suspension Status

66,948,210	0.300	---	---	---	22/09/2015	22/09/2015	5179	FOLLI FOLLIE (CR)	4.8	---	4.8	24/05/2018	---	---	---	---	---	---	---	---	---	---	---	---	---	---	321,351.41	4.8	4.8	40401030
12,417,000	0.310	---	---	---	27/08/2019	28/08/2017	5233	MLS MULTIMEDIA SA (CR)	0.57	---	0.57	12/05/2020	---	---	---	---	---	---	---	---	---	---	---	---	---	---	7,077.69	0.57	0.57	10101015
6,330,002	0.300	---	---	---	25/06/2002	15/03/2019	5278	VARVARESSOS (CR)	0.24	---	0.24	02/05/2023	---	---	---	---	---	---	---	---	---	---	---	---	---	---	1,519.20	0.16	0.25	55101020
3,961,300	1.28	---	---	---	29/06/2004	03/08/2000	5248	DUROS SA (CR)	0.25	---	0.25	24/04/2023	---	---	---	---	---	---	---	---	---	---	---	---	---	---	990.33	0.2	0.3	40204020

Number of Outstanding Securities	Nominal Value	Dividends [1]			Date of Last Coupon		Note	Shares	Closing price	% change	Previous closing		Open price	Price min	Price max	Last price	Avg price	Last Bid [7]	Last Ask [7]	P/E after tax	Year	Volume	Trades	Transactions Value[8]	Company Mkt Value (thou. €)	Year low	Year high	Sector[4]
		2020	2021	2022	Dividend [2]	Right					price/date																	
7,085,888	1.59	---	---	---	02/07/1996	06/09/2010	5216	ELVIEMEK (CR)	2.6	---	↴	2.6	30/09/2019	---	---	---	---	---	---	---	---	---	---	---	18,423.31	2.6	2.6	35101010
7,125,216	0.650	---	---	---	01/07/2005	14/12/1999	4955	KRE.KA SA (CR)	0.28	---	↴	0.28	06/04/2023	---	---	---	---	---	---	---	---	---	---	---	1,995.06	0.17	0.43	45102010
7,734,375	1.00	---	---	---	09/07/2007	07/01/2011	5277	LIVANIS SA (CR)	0.125	---	↴	0.125	28/04/2023	---	---	---	---	---	---	---	---	---	---	---	966.80	0.12	0.18	40301030

Shares' Notes

Code	Note text
()	- Adjusted dividends.
*	- Last adjusted closing price.
[1]	- Net dividends.
[2]	- The "Date of Last Coupon" for New listings refers to the date company's stocks started to trade in Athex
[3]	- The Company Market Value is referred to the number of outstanding shares
[4]	- Sectors codification can be found in Appendix A
[5]	- The Market Value refers to the total number of shares listed (including their several classes) in the exchange by the company.
[6]	- P/E greater than 100
[7]	- Last view of the Order Book before the end of the trading session
[8]	- All Blocks Methods' Transactions Value are included.
4750	- Transfer to the Under Surveillance Category from 8/4/2011.
4955	- Transfer to the Surveillance Category as from 5/4/2013.
4957	- Transfer to the Surveillance Category as from 5/4/2013.
4958	- Transfer to the Surveillance Category as from 5/4/2013.
4959	- Transfer to the Surveillance Category as from 5/4/2013.
5093	- Transfer to the Surveillance Category as of 8/4/2015.
5141	- Transfer to the Surveillance Category as of 10/05/2017.
5160	- Transfer to the Surveillance Category as of 15/04/2016.
5165	- Transfer to the Surveillance Category as of 15/02/2018.
5179	- Suspension of trading as of 25/05/2018.
5193	- Transfer to the Surveillance Category as of 25/10/2018.
5197	- Transfer to the Surveillance Category as of 07/11/2018.
5216	- Suspension of trading as of 01/10/2019.
5232	- Transfer to the Under Surveillance Category from 08/04/2011.
5233	- Suspension of trading as of 13/05/2020.
5248	- Transfer to the Surveillance Category as of 06/09/20116.
5253	- Transfer to the Surveillance Category as of 14/5/2021.
5275	- Transfer to the Surveillance Category as of 09/07/2020.
5277	- Suspension of trading as of 02/05/2023.
5278	- Suspension of trading as of 03/05/2023.

Securities Blocks Details

Securities	Block Volume	Price	Block Trade Value	Time of approval	Note
INTRAKAT (CR)	100,000	3.46	346,000.00	10:49:18	20
TITAN CEMENT (CB)	10,000	19.00	190,000.00	11:20:21	20
CENERGY HOLDINGS (CB)	83,926	6.60	553,911.60	11:29:46	20
OTE (CR)	30,000	12.80	384,000.00	12:39:51	20
CENERGY HOLDINGS (CB)	44,400	6.50	288,600.00	13:04:16	20
MOTOR OIL (CR)	13,000	22.00	286,000.00	14:06:38	20
GR. SARANTIS S.A. (CR)	500,000	7.80	3,900,000.00	15:06:28	20
PIRAEUS FINANCIAL HOLD (CR)	178,500	2.75	490,875.00	16:01:01	20
OPAP (CR)	30,000	15.27	458,100.00	16:52:21	20

Blocks Notes

- 9 - Method 6-1 / Special Fees
- 10 - Method 6-1 / Special Fees, SDS
- 14 - Method 6-3 / Settlement, Incomplete Buy and Sell
- 18 - Method 6-2 / SPOT 1
- 19 - Method 6-2 / SPOT 2
- 20 - Method 6-1 and Method 6-1 Same Day Settlement
- 21 - Other Pre-agreed

Shares Rights Details

Occured date	Exercise from	Exercise until	Trading until	Rights	Price min	Price max	Closing price	Last Bid	Last Ask	Volume	Trades	Transactions Value
-----------------	------------------	-------------------	------------------	--------	--------------	--------------	------------------	----------	----------	--------	--------	-----------------------

No Rights Transactions.

Forced Sales Details

Securities	Category of Security	Transactions Volume	Number of Trades	Transactions Value	Note
MIG (CR)	Stocks	131	3	504.35	1
MYTILINEOS (CR)	Stocks	1,393	7	48,392.82	1
HELLENIC EXCHANGES-A.S.E. (CR)	Stocks	3,250	1	15,762.50	1
OPAP (CR)	Stocks	2,400	2	36,936.00	1
MOTOR OIL (CR)	Stocks	1,950	14	42,315.00	1

Forced Sales Notes

- 1 - Compulsory Public Forced Sales
- 2 - Forced Sales of Fixed Registered Shares
- 3 - Forced Sales of Remaining Fractional Shares

Exchange Traded Funds (ETFs) Characteristics

	Transactions Date (T)	Creation / Redemption	Units (T-1)	New Units (T-1)	Redemption Units (T-1)	Units (T) [1]	Fund Assets [2]	Net Unit Price	Dividend per Unit	Dividend Date
ALPHA ETF FTSE Athex Large Cap	10/11/2023	5,000	924,675	---	---	924,675	27,563,390.00	29.8087	0.62	03/07/2023

ETFs Notes

[1] - Units (T) = Units (T-1) + New Units (T-1) - Redemption Units (T-1)

[2] - The Creation / Redemption Units of T-1 are included.

Non Convertible Corporate Bonds - Regulated Market

Num Listed Bonds	Nominal price	Issue price	Today's Rate	Exp. Date	Duration (years)	Note	Coupon		Trading Unit	Corporate Bonds	Accrued Int.	Yield.T.Mat	Price min	Price max	Closing price	Previous closing price/date	Volume	Transactions Value	Last order		Date	ear min	Year max
							Common	Preffered											Price	Buy / Sell			
100,000	1,000.00	1,000.00	2.95	11/02/2027	5	---	4	---	1	SAFE BULKERS PARTICIPATIONS PLC (Non Convertible)	7.7847	6.1730	90.0000	90.5000	90.2727	91.4500 09/11/2023	22,000	20,031.27	90.0002	B	10/11/2023	89.9269	97.9500
320,000	1,000.00	1,000.00	3.40	21/07/2027	7	---	7	---	1	LAMDA DEVELOPMENT S.A. (Non Convertible)	10.9556	5.4220	91.6000	92.1000	91.7784	91.6830 09/11/2023	98,000	91,016.44	91.5000	B	10/11/2023	90.2000	95.5000
200,000	1,000.00	1,000.00	2.10	27/10/2027	7	---	7	---	1	O.P.A.P. S.A. (Non Convertible)	1.0500	4.3160	90.7924	92.1000	91.4535	91.9910 09/11/2023	20,000	18,311.70	90.8000	B	10/11/2023	89.2745	95.4000
200,000	1,000.00	1,000.00	1.90	23/03/2028	7	---	6	---	1	MOTOR OIL CORINTH REFINERIES SA (Non Convertible)	2.6389	3.9540	91.5000	91.5000	91.5000	90.9610 09/11/2023	1,000	917.64	90.6500	B	10/11/2023	87.5500	92.6000
100,000	1,000.00	1,000.00	2.70	25/05/2026	5	---	5	---	1	COSTAMARE PARTICIPATIONS PLC (Non Convertible)	12.9750	3.8080	96.8000	96.8000	96.8000	95.0000 09/11/2023	1,000	980.98	94.0500	B	10/11/2023	92.6000	97.0000
300,000	1,000.00	1,000.00	2.30	20/07/2028	7	---	5	---	1	PRODEA REIC S.A.(Non Convertible)	7.4750	5.7640	85.5000	86.2000	85.9000	85.8000 09/11/2023	819,000	704,671.78	85.8010	B	10/11/2023	82.0100	89.1000
150,000	1,000.00	1,000.00	2.65	22/10/2026	5	---	5	---	1	CPLP SHIPPING HOLDINGS PLC (Non Convertible)	1.6194	5.0650	93.0000	93.0000	93.0000	93.6000 09/11/2023	18,000	16,769.15	93.0001	B	10/11/2023	92.4500	96.0000
250,000	1,000.00	1,000.00	2.45	16/11/2028	7	---	4	---	1	ELVALHALCOR S.A. (Non Convertible)	12.3861	4.6630	89.5000	90.4000	89.9500	89.7000 09/11/2023	65,000	59,098.60	89.5000	S	10/11/2023	84.0000	92.0000
500,000	1,000.00	1,000.00	2.75	03/07/2027	7	---	7	---	1	GEK TERNA S.A. (Non Convertible)	10.2361	5.7630	89.0500	90.0000	89.1745	90.5620 09/11/2023	176,000	159,211.84	89.0500	B	10/11/2023	86.8000	94.4535
300,000	1,000.00	1,000.00	2.30	14/12/2028	7	---	4	---	1	GEK TERNA S.A. (Non Convertible)	9.7750	5.2760	86.9600	86.9600	86.9600	86.9600 09/11/2023	1,000	879.38	86.0000	B	10/11/2023	80.0010	90.3500
175,000	1,000.00	1,000.00	3.40	26/07/2024	5	---	9	---	1	ATTICA HOLDINGS S.A. (Non Convertible)	10.4833	4.7860	98.5000	99.3000	98.5435	98.4610 09/11/2023	61,000	60,803.98	98.4050	B	10/11/2023	96.6179	99.4500
230,000	1,000.00	1,000.00	4.70	12/07/2029	7	---	3	---	1	LAMDA DEVELOPMENT S.A. (Non convertible)	16.3194	5.1920	96.0000	97.5000	96.3617	98.1330 09/11/2023	88,000	86,234.42	96.3100	B	10/11/2023	94.9889	101.0000
100,000	1,000.00	1,000.00	4.40	26/07/2029	7	---	3	---	1	CPLP SHIPPING HOLDINGS PLC (Non Convertible)	13.5667	4.6630	97.5727	97.5727	97.5727	95.9000 09/11/2023	1,000	989.29	95.5500	B	10/11/2023	94.9625	100.8000
200,000	1,000.00	1,000.00	3.60	12/03/2026	7	---	10	---	1	AEGEAN AIRLINES S.A. (Non Convertible)	6.3000	4.4720	96.5000	96.5000	96.5000	96.5000 09/11/2023	51,000	49,536.30	96.0050	B	10/11/2023	95.1109	98.9000
150,000	1,000.00	1,000.00	2.60	22/10/2026	7	---	9	---	1	TERNA ENERGY FINANCE S.A. (Non Convertible)	1.5889	4.5820	92.0002	93.4968	93.4968	93.2440 08/11/2023	56,000	51,666.31	92.1001	B	10/11/2023	90.4543	95.7400
100,000	1,000.00	1,000.00	2.80	25/01/2027	5	---	4	---	1	PREMIA S.A. (Non Convertible)	8.7111	6.1750	90.0000	90.8999	90.0003	89.2000 09/11/2023	7,000	6,378.99	90.0000	B	10/11/2023	87.6862	95.9899
500,000	1,000.00	1,000.00	4.00	10/07/2030	7	---	1	---	1	MYTILINEOS S.A. (Non Convertible)	14.1111	4.1860	98.5100	98.7200	98.7200	98.6610 09/11/2023	54,000	54,029.50	98.7200	B	10/11/2023	98.3000	100.0700
120,000	1,000.00	1,000.00	3.95	04/04/2025	7	---	12	---	1	GEK TERNA S.A. (Non Convertible)	4.4986	4.4490	98.0000	98.5000	98.0000	98.0470 08/11/2023	327,000	322,232.04	97.9500	B	10/11/2023	97.5523	100.5000

Corporate Bonds Notes

Transactions Volume = (Pieces) * (Nominal Price). Transactions Value = (Pieces) * (Nominal Price) * (price %) + (Accrued interest).
The price of a Bond is stated as a percentage (%) of Bond's Nominal Price.
Nominal Price in Euros (€), except if it is noted differently.

Non Convertible Corporate Bonds - Regulated Market

Num Listed Bonds	Nominal price	Issue price	Today's Rate	Exp. Date	Duration (years)	Note	Coupon		Trading Unit	Corporate Bonds	Accrued Int.	Yield.T.Mat	Price min	Price max	Closing price	Previous closing price/date	Volume	Transactions Value	Last order		ear min	Year max
							Common	Preferred											Price	Buy / Sell		
120,000	1,000.00	1,000.00	2.65	06/12/2028	7	---	4	---	1	NOVAL PROPERTY REIC (Non Convertible)	11.8514	5.3460	87.0001	87.9999	87.9999	88.7000 09/11/2023	21,000	18,636.88	88.5000	S	10/11/2023	83.8000 91.9500

Corporate Bonds Notes

Transactions Volume = (Pieces) * (Nominal Price). Transactions Value = (Pieces) * (Nominal Price) * (price %) + (Accrued interest).
The price of a Bond is stated as a percentage (%) of Bond's Nominal Price.
Nominal Price in Euros (€), except if it is noted differently.

Government Bonds

Number Listed Bonds	Nominal price	Today's Rate	Accrued Interest Calc	Exp. Date [1]	Duration (years)	Note	Coupons Date	Curr. coupon value	Trading Unit	Government Bonds	Price min	Price max	Closing price	Previous closing price/date	Volume	Transactions Value	Price	Last order Buy / Sell	Date
4,500,000	1,000.00	1.88	Actual/Actual	04/02/2035	15	---	04/02	1.88	1	GGB-FXD-040235-15Y-1.875-1.000	---	---	---	---	---	---	---	---	---
1,805,793	1,000.00	3.45	Actual/Actual	02/04/2024	5	---	02/04	3.45	1	GGB-FXD-020424-05Y-3.450-1.000	---	---	---	---	---	---	---	---	---
6,000,000	1,000.00	0.75	Actual/Actual	18/06/2031	10	---	18/06	0.75	1	GGB-FXD-180631-10Y-0.750-1.000	---	---	---	---	---	---	---	---	---
2,900,000	1,000.00	3.88	Actual/Actual	15/06/2028	5	---	15/06	3.88	1	GGB-FXD-150628-05Y-3.875-1.000	---	---	---	---	---	---	---	---	---
5,962,747,327	1.00	3.75	Actual/Actual	30/01/2028	10	---	/02 - 01/02 - 31/	3.75	1	GGB-FXD-300128-10Y-3.750-1.00	---	---	---	85.4610 13/07/2018	---	---	1.0000	B	28/11/2018
7,067,309,386	1.00	3.90	Actual/Actual	30/01/2033	15	---	/02 - 01/02 - 31/	3.90	1	GGB-FXD-300133-15Y-3.900-1.00	---	---	---	78.6730 13/07/2018	---	---	1.0000	B	28/11/2018
5,622,848,349	1.00	4.00	Actual/Actual	30/01/2037	19	---	/02 - 01/02 - 31/	4.00	1	GGB-FXD-300137-19Y-4.000-1.00	---	---	---	77.0370 13/07/2018	---	---	1.0000	B	28/11/2018
5,476,770,669	1.00	4.20	Actual/Actual	30/01/2042	24	---	/02 - 01/02 - 31/	4.20	1	GGB-FXD-300142-24Y-4.200-1.00	---	---	---	77.7640 13/07/2018	---	---	1.0000	B	28/11/2018
48,794,718	1.00	4.30	Actual/Actual	24/02/2024	12	---	24/02	4.30	1	GGB-FXD-240224-12Y-2.000-1.00	---	---	---	10.0000 22/06/2015	---	---	---	---	---
40,248,141	1.00	4.30	Actual/Actual	24/02/2025	13	---	24/02	4.30	1	GGB-FXD-240225-13Y-2.000-1.00	---	---	---	10.0000 22/06/2015	---	---	---	---	---
59,586,043	1.00	4.30	Actual/Actual	24/02/2026	14	---	24/02	4.30	1	GGB-FXD-240226-14Y-2.000-1.00	---	---	---	10.0000 22/06/2015	---	---	---	---	---
41,118,344	1.00	4.30	Actual/Actual	24/02/2027	15	---	24/02	4.30	1	GGB-FXD-240227-15Y-2.000-1.00	---	---	---	10.0000 22/06/2015	---	---	---	---	---
45,137,734	1.00	4.30	Actual/Actual	24/02/2028	16	---	24/02	4.30	1	GGB-FXD-240228-16Y-2.000-1.00	---	---	---	10.0000 22/06/2015	---	---	---	---	---
61,768,888	1.00	4.30	Actual/Actual	24/02/2029	17	---	24/02	4.30	1	GGB-FXD-240229-17Y-2.000-1.00	---	---	---	10.0000 22/06/2015	---	---	---	---	---
54,567,744	1.00	4.30	Actual/Actual	24/02/2030	18	---	24/02	4.30	1	GGB-FXD-240230-18Y-2.000-1.00	---	---	---	10.0000 22/06/2015	---	---	---	---	---
37,541,515	1.00	4.30	Actual/Actual	24/02/2031	19	---	24/02	4.30	1	GGB-FXD-240231-19Y-2.000-1.00	---	---	---	10.0000 22/06/2015	---	---	---	---	---
37,558,317	1.00	4.30	Actual/Actual	24/02/2032	20	---	24/02	4.30	1	GGB-FXD-240232-20Y-2.000-1.00	---	---	---	10.0000 22/06/2015	---	---	---	---	---
37,473,732	1.00	4.30	Actual/Actual	24/02/2033	21	---	24/02	4.30	1	GGB-FXD-240233-21Y-2.000-1.00	---	---	---	10.0000 22/06/2015	---	---	---	---	---
33,888,293	1.00	4.30	Actual/Actual	24/02/2034	22	---	24/02	4.30	1	GGB-FXD-240234-22Y-2.000-1.00	---	---	---	10.0000 22/06/2015	---	---	---	---	---
35,177,800	1.00	4.30	Actual/Actual	24/02/2035	23	---	24/02	4.30	1	GGB-FXD-240235-23Y-2.000-1.00	---	---	---	10.0000 22/06/2015	---	---	---	---	---
35,547,268	1.00	4.30	Actual/Actual	24/02/2036	24	---	24/02	4.30	1	GGB-FXD-240236-24Y-2.000-1.00	---	---	---	10.0000 22/06/2015	---	---	---	---	---
40,246,306	1.00	4.30	Actual/Actual	24/02/2037	25	---	24/02	4.30	1	GGB-FXD-240237-25Y-2.000-1.00	---	---	---	10.0000 22/06/2015	---	---	---	---	---
37,643,952	1.00	4.30	Actual/Actual	24/02/2038	26	---	24/02	4.30	1	GGB-FXD-240238-26Y-2.000-1.00	---	---	---	10.0000 22/06/2015	---	---	---	---	---
36,977,100	1.00	4.30	Actual/Actual	24/02/2039	27	---	24/02	4.30	1	GGB-FXD-240239-27Y-2.000-1.00	---	---	---	10.0000 22/06/2015	---	---	---	---	---
41,615,000	1.00	4.30	Actual/Actual	24/02/2040	28	---	24/02	4.30	1	GGB-FXD-240240-28Y-2.000-1.00	---	---	---	10.0000 22/06/2015	---	---	---	---	---
42,227,208	1.00	4.30	Actual/Actual	24/02/2041	29	---	24/02	4.30	1	GGB-FXD-240241-29Y-2.000-1.00	---	---	---	10.0000 22/06/2015	---	---	---	---	---
68,288,487	1.00	4.30	Actual/Actual	24/02/2042	30	---	24/02	4.30	1	GGB-FXD-240242-30Y-2.000-1.00	---	---	---	10.0000 22/06/2015	---	---	---	---	---
4,000,000	1,000.00	3.88	Actual/Actual	12/03/2029	10	---	12/03	3.88	1	GGB-FXD-120329-10Y-3.875-1.000	---	---	---	---	---	---	100.0000	B	15/10/2019
4,500,000	1,000.00	0.00	Actual/Actual	12/02/2026	5	---	12/02	0.00	1	GGB-FXD-120226-05Y-0.000-1.000	---	---	---	---	---	---	---	---	---
2,209,163	1,000.00	3.38	Actual/Actual	15/02/2025	7	---	15/02	3.38	1	GGB-FXD-150225-07Y-3.375-1.000	---	---	---	---	---	---	---	---	---
964,000	1,000.00	3.25	Actual/Actual	20/03/2025	6	---	20/03	3.25	1	GGB-FXD-200325-06Y-3.250-1.000	---	---	---	---	---	---	---	---	---
2,100,000	1,000.00	3.55	Actual/Actual	20/03/2026	7	---	20/03	3.55	1	GGB-FXD-200326-07Y-3.550-1.000	---	---	---	---	---	---	---	---	---
5,500,000	1,000.00	1.50	Actual/Actual	18/06/2030	10	---	18/06	1.50	1	GGB-FXD-180630-10Y-1.500-1.000	---	---	---	---	---	---	---	---	---
3,500,000	1,000.00	4.38	Actual/Actual	18/07/2038	15	---	18/07	4.38	1	GGB-FXD-180738-15Y-4.375-1.000	---	---	---	---	---	---	---	---	---

Government Bonds Notes

Transactions Volume = (Pieces) * (Nominal Price). Transactions Value = (Pieces) * (Nominal Price) * (price %) + (Accrued interest).
The Value of current coupon for the issues with NV 0.01 euro refers to NV 100 euros
FLR: Floating Interest Rate.
[1] - The Expiration Date of the interest bearing period and the Date for coupon payment.

Government Bonds

Number Listed Bonds	Nominal price	Today's Rate	Accrued Interest Calc	Exp. Date [1]	Duration (years)	Note	Coupons Date	Curr. coupon value	Trading Unit	Government Bonds	Price min	Price max	Closing price	Previous closing price/date	Volume	Transactions Value	Price	Last order Buy / Sell	Date
40,000	1,000.00	4.67	FLR	Actual/360	18/09/2024	1	---	18/09 - 19/03	---	1	GGB-FLT-180924-01Y-4.670-1.000	---	---	---	---	---	---	---	---
5,364,250	1,000.00	3.25		Actual/Actual	20/03/2050	30	---	20/03	3.25	1	GGB-FXD-200350-30Y-3.250-1.000	---	---	---	---	---	---	---	---
3,924,361	1,000.00	2.00		Actual/Actual	22/04/2027	7	---	22/04	2.00	1	GGB-FXD-220427-07Y-2.000-1.000	---	---	---	---	---	99.9000	B	22/04/2020
2,500,000	1,000.00	1.88		Actual/Actual	23/07/2026	7	---	23/07	1.88	1	GGB-FXD-230726-07Y-1.875-1.000	---	---	---	---	---	---	---	---
4,500,000	1,000.00	4.25		Actual/Actual	15/06/2033	10	---	15/06	4.25	1	GGB-FXD-150633-10Y-4.250-1.000	---	---	---	---	---	---	---	---
3,500,000	1,000.00	1.88		Actual/Actual	24/01/2052	30	---	24/01	1.88	1	GGB-FXD-240152-30Y-1.875-1.000	---	---	---	---	---	---	---	---
3,700,000	1,000.00	1.75		Actual/Actual	18/06/2032	10	---	18/06	1.75	1	GGB-FXD-180632-10Y-1.750-1.000	---	---	---	---	---	---	---	---
2,200,000	1,000.00	1.13	FLR	Actual/360	15/12/2027	5	---	- 15/12 - 15/03 -	---	1	GGB-FLT-151227-05Y-1.130-1.000	---	---	---	---	---	102.1600	B	30/12/2022

Government Bonds Notes

Transactions Volume = (Pieces) * (Nominal Price). Transactions Value = (Pieces) * (Nominal Price) * (price %) + (Accrued interest).
The Value of current coupon for the issues with NV 0.01 euro refers to NV 100 euros
FLR: Floating Interest Rate.
[1] - The Expiration Date of the interest bearing period and the Date for coupon payment.

Treasury Bills & Zero Coupon Government Bonds

	13-Week Maturity									26-Week Maturity								52-Week Maturity									
Issue Date	Exp. Date	Initial Rate	Num Listed Bonds	Nominal price	Issue price	Last Trade Price	Last Trade Date	Volume Traded	Note	Exp. Date	Initial Rate	Num Listed Bonds	Nominal price	Issue price	Last Trade Price	Last Trade Date	Volume Traded	Note	Exp. Date	Initial Rate	Num Listed Bonds	Nominal price	Issue price	Last Trade Price	Last Trade Date	Volume Traded	Note
09/12/2022	---	---	---	---	---	---	---	---	---	---	---	---	---	---	---	---	---	---	08/12/2023	2.73	600,000	1,000.00	973.10	---	---	---	---
10/03/2023	---	---	---	---	---	---	---	---	---	---	---	---	---	---	---	---	---	---	08/03/2024	3.75	1,000,000	1,000.00	963.46	---	---	---	---
09/06/2023	---	---	---	---	---	---	---	---	---	---	---	---	---	---	---	---	---	---	07/06/2024	3.84	1,600,000	1,000.00	962.60	---	---	---	---
08/09/2023	---	---	---	---	---	---	---	---	---	---	---	---	---	---	---	---	---	---	06/09/2024	3.81	812,500	1,000.00	962.90	---	---	---	---

Bonds in Circulation	Currency / Min nominal traded Value	Coupons Payment Date	Current Coupon Value	Note	Coupon	Trading Unit	Issue Date	Duration (years)	Today's Interest	A.I.C in days	Bonds	Last price of previous days		Last Outcry in Cash (euro)			Trades in	Life	Life
													Price	Buy / Sell	Date	Pieces	min	Max	
Corporate Bonds in Foreign Currency and Euro																			
103,746	GBP / 10	01/12	0.25	---	64	1	01/12/1930	98	2.5	360	National Mortgage Bank	2.27	05/02/1996	2.27	S	05/02/1996	---	2.27	2.27
0	GBP / 10	01/12	0.25	---	66	1	01/12/1928	100	2.5	360	National Mortgage Bank	---	---	---	---	---	---	---	---

Government Bonds Notes

A.I.C: Accrued Interest Calculation base.
FLR: Floating Interest Rate.
The minimum tradeable Nominal Value for all Demeterialised Government Titles is 100 Euros.
(μτφρ-0)

Athex & ATHEXClear Members List

Member Name			Stock Market			Derivatives Market		ATHEXClear Member	
Address	Phone	Fax	Market Member	Remote Member	Market Maker	Proprietary	Market Maker	General Clearing	Direct Clearing
A. SARRIS SECURITIES S.A.			a						
6, ΔΡΑΓΑΤΣΑΝΙΟΥ 6 ATHINA	2103367700								
AEONIC SECURITIES C.I.F. P.L.C.			a						
, ΛΑΪΟΥ 6, ΓΡ. 301B, ANNA COURT	35725337600								
ALPHA BANK S.A.								a	
, ΣΤΑΔΙΟΥ 40 ATHINA	2103260000								
ALPHA FINANCE INVESTMENT SERVICES SINGLE MEMBER SA			a		a	a	a		a
5, ΠΑΝΕΠΙΣΤΗΜΙΟΥ 45 ATHINA	2103677400								
ARGUS STOCKBROKERS LTD			a	a		a			
25 , 25 ΛΕΩΦΟΡΟΣ ΔΗΜΟΣΘΕΝΗ ΣΕΒΕΡΗ	0035722717000								
ATLANTIC SECURITIES LTD			a	a					
37, ΠΡΟΔΡΟΜΟΥ 37	0035722445400								
AXON SECURITIES S.A.			a			a			
48, ΣΤΑΔΙΟΥ 48 ATHINA	2103363800								
BETA SECURITIES S.A.			a		a	a			a
29 , Λ.ΑΛΕΞΑΝΔΡΑΣ 29 ATHINA	2106478930								
BNP PARIBAS S.A.								a	
, ΛΑΜΨΑΚΟΥ 2 ATHINA	2107468525								
BOFA SECURITIES EUROPE SA			a	a					
, 112 AVENUE KL?BER 75116	+33 153655555								
CAPITAL SECURITIES S.A.			a			a			
58, ΜΗΤΡΟΠΟΛΕΩΣ 58 ATHINA	2103369700								
CITIGROUP GLOBAL MARKETS EUROPE AG			a	a					
16, REUTERWEG 16	+49 691366-0								
CITIGROUP GLOBAL MARKETS LIMITED			a						
1, 33 CANADA SQUARE -CANARY WHARF	+44 02079864000								
CREDIT SUISSE BANK (EUROPE), S.A.			a	a					
, CALLE AYALA 42, 3A PLANTA-B MADRID	+34917916000								
CREDIT SUISSE SECURITIES (EUROPE) LIMITED			a						
1 , ONE CABOT SQUARE LONDON	+44 2078888888								
CYCLOS SECURITIES S.A.			a			a			
39, ΧΑΡΙΛΑΟΥ ΤΡΙΚΟΥΠΗ 6-8-10 ATHINA	2103364300								
DEUTSCHE BANK S.A.				a					
1 , GREAT WINCHESTER STREET LONDON	+44 20 754 54209	00441133361437							
EUROBANK EQUITIES INVESTMENT FIRM SINGLE MEMBER SA			a		a	a	a		a
, ΦΙΛΕΛΛΗΝΩΝ 10 & ΞΕΝΟΦΩΝΤΟΣ 13 ATHINA	2103720425								
EUROBANK S.A.								a	
, ΟΘΩΝΟΣ 8 ATHINA	2144043907								
EUROCORP INVESTMENT SERVICES S.A.			a			a			a
14, ΠΛ.ΦΙΛΙΚΗΣ ΕΤΑΙΡΕΙΑΣ 14 ATHINA	2107263600								
EUOTRUST INVESTMENT FIRM SA			a						
113, ΣΕΒΑΣΤΟΥΠΟΛΕΩΣ 113 ATHINA	2103363100								
EUROXX SECURITIES S.A.			a		a	a	a		a
7, PALEOLOGOU CHALANDRI	+30 2106879400	210-6879401							
7, PALAIOLOGOU CHALANDRI	(210)-6879400	(210)-6879401							
FREEDOM FINANCE EUROPE LTD			a	a					
, ΧΡΙΣΤΑΚΗ ΚΡΑΝΟΥ 20	035725257786								
G. A. PERVANAS SECURITIES- INVESTMENT SERVICES S.A.			a						
7-9, ΣΟΦΟΚΛΕΟΥΣ 7-9 ATHINA	2103727200								
GLOBAL CAPITAL SECURITIES & FINANCIAL SERVICES LTD			a	a					
50, ΛΑΡΧΙΕΠΙΣΚΟΠΟΥ ΜΑΚΑΡΙΟΥ Γ50	0035722710710								
GREENPOST TRADING EUROPE LTD			a	a	a				
, KIMONOS 3, ACROPOLIS MANSIONS, 2ND FLOOR, FLAT/OFFICE 202	035722521389								
HELLENIC AMERICAN SECURITIES S.A.			a		a	a			a
27, ΑΝΔΡΕΑ ΠΑΠΑΝΔΡΕΟΥ 27 MAROUSI	2103311100								
HELLENIC BANK (INVESTMENTS) LTD				a					
, AVE.KYRIAKOU MATSI 31 - PO BOX 24747 NICOSIA	+357 22500100	357 22500110							
HSBC CONTINENTAL EUROPE								a	
109-111, Λ.ΜΕΣΟΓΕΙΩΝ 109-111	2106960000								
INDEX SECURITIES S.A.			a						
6, ΔΡΑΓΑΤΣΑΝΙΟΥ 6 ATHINA	2103213920								
J. CHR. MAVRIKIS SECURITIES S.A.			a						
5, ΣΟΦΟΚΛΕΟΥΣ 5 ATHINA	2103216730								

Athex & ATHEXClear Members List

Member Name			Stock Market			Derivatives Market		ATHEXClear Member	
Address	Phone	Fax	Market Member	Remote Member	Market Maker	Proprietary	Market Maker	General Clearing	Direct Clearing
KAPPA SECURITIES S.A.			a			a			
15, ΒΑΛΛΑΡΙΤΟΥ 15 ATHINA	2103678600								
KARAMANOF SECURITIES & INVESTMENT SERVICES S.A.			a						
2, ΠΛ.ΑΓ.ΘΕΟΔΩΡΩΝ 2 ATHINA	2103212947								
LAIKI FINANCIAL SERVICES LTD			a						
26, AVE. VYRONOS NICOSIA	357 22367367	357 22718567							
LEON DEPOLAS SECURITIES S.A.			a		a	a			
1, ΧΡΗΣΤΟΥ ΛΑΔΑ 1 ATHINA	2103213276 -28								
MEGA EQUITY SECURITIES & FINANCIAL SERVICES PUBLIC LTD			a	a		a			
42-44, ΛΕΩΦ.ΓΡΙΒΑΔΙΓΕΝΗ 42-44	0035722711711								
MERIT SECURITIES S.A			a		a	a			a
5, ΣΟΦΟΚΛΕΟΥΣ 5 ATHINA	2103671880								
MERRILL LYNCH INTERNATIONAL			a						
2 , 2 KING EDWARD STREET LONDON	+44 20276281000								
N. CHRYSOCHOIDIS SECURITIES S.A.			a			a			a
7-9, ΣΟΦΟΚΛΕΟΥΣ 7-9 ATHINA	2103213913								
NATIONAL BANK OF GREECE S.A.			a		a	a		a	
86, ΑΙΟΛΟΥ STR. ATHINA	(210)-3341000	(210)-3228187							
68, ΑΚΑΔΙΜΙΑΣ STR. ATHINA	(210)-3328817	(210)-3328678							
NATIONAL SECURITIES SINGLE MEMBER SA			a		a	a	a		
66, ΛΕΩΦΟΡΟΣ ΑΘΗΝΩΝ 128-132 & ΙΦΙΓΕΝΙΑΣ ATHINA	2103328784								
NUNTIVS BROKERAGE AND INVESTMENT SERVICES S.A			a						
6, ΔΡΑΓΑΤΣΑΝΙΟΥ 6 ATHINA	2103350599								
ONE PLUS CAPITAL LIMITED			a	a					
, 75 PRODROMOU AVENUE NICOSIA 1307	35722873760								
OPTIMA BANK S.A.			a		a	a	a	a	
, ΑΙΓΙΑΛΕΙΑΣ 32 & ΠΑΡΑΔΕΙΣΟΥ ΜΑΡΟΥΣΙ	210 8173000								
PANCRETA BANK S.A								a	
, ΙΚΑΡΟΥ 5	2810338746								
PANTELAKIS SECURITIES S.A.			a		a	a	a		
57, ΕΘΝΙΚΗΣ ΑΝΤΙΣΤΑΣΕΩΣ 57, ΚΤΙΠΙΟ Β CHALANDRI	2106965000								
PIRAEUS BANK S.A.			a			a		a	
, ΑΜΕΡΙΚΗΣ 4 ATHINA	2103335000								
PIRAEUS SECURITIES S. A.			a		a	a	a		a
10, ΣΤΑΔΙΟΥ 10 ATHINA	2103354100								
PROCHOICE SECURITIES LTD			a	a					
57, ΛΕΩΦ.ΣΠΥΡΟΥ ΚΥΠΡΙΑΝΟΥ 57, ΑΚΙΝΗΤΑ Φ	035724661192								
SHARELINK SECURITIES & FINANCIAL SERVICES LTD			a			a			
6 , HOUSE-ΘΕΟΤΟΚΗ 6 ΜΕΓΑΡΟ ΕΛΛΗΝΑ	+357 22554200								
SOCIETE GENERALE S.A.			a	a		a			
, 17 COURS VALMY, CEDEX	+157290504								
SOLIDUS SECURITIES S.A			a			a			a
64, ΛΟΥΙΖΗΣ ΠΙΑΝΚΟΥΡ 64 ATHINA	2106900600								
ST. EM. LAVRENTAKIS SECURITIES S.A.			a			a			
7-9, ΣΟΦΟΚΛΕΟΥΣ 7-9 ATHINA	2103213336								
THE CYPRUS INVESTMENT & & SECURITIES CORPORATION LTD			a	a					
154, 1 AG. PROKOPIOU & POSIDONOS 1ST FLOOR	0035722121700								
UBS EUROPE SE			a	a					
, OPERNTURM, BOCKENHEIMER LANDSTRASSE 2-4	496921790								
UBS LIMITED				a					
1 , FINSBURY AVENUE LONDON	+44 2075687135								

List of Stocks under Market Making operations

Securities	Stock Category
Market Maker	Start Market Making
MLS MULTIMEDIA SA (CR)	Suspension Status
PIRAEUS SECURITIES S. A.	01/08/2019
ALPHA ETF FTSE Athex Large Cap	Exchange Traded Funds (ETFs)
ALPHA FINANCE INVESTMENT SERVICES SINGLE MEMBER SA	02/01/1900
NATIONAL SECURITIES SINGLE MEMBER SA	02/01/1900
ADMIE (IPTO) HOLDING S.A. (CR)	Main Market
EUROBANK EQUITIES INVESTMENT FIRM SINGLE MEMBER SA	24/05/2021
HELLENIC AMERICAN SECURITIES S.A.	09/03/2020
PIRAEUS SECURITIES S. A.	29/06/2017
AEGEAN AIRLINES (CR)	Main Market
EUROBANK EQUITIES INVESTMENT FIRM SINGLE MEMBER SA	22/09/2020
ALPHA SERVICES HOLD (CR)	Main Market
ALPHA FINANCE INVESTMENT SERVICES SINGLE MEMBER SA	29/02/2016
EUROBANK EQUITIES INVESTMENT FIRM SINGLE MEMBER SA	22/10/2006
GREENPOST TRADING EUROPE LTD	12/06/2023
HELLENIC AMERICAN SECURITIES S.A.	25/07/2014
LEON DEPOLAS SECURITIES S.A.	04/01/2016
MERIT SECURITIES S.A	03/09/2012
NATIONAL SECURITIES SINGLE MEMBER SA	02/01/1900
PIRAEUS SECURITIES S. A.	28/05/2009
ALPHA TRUST (CR)	Main Market
EUROBANK EQUITIES INVESTMENT FIRM SINGLE MEMBER SA	06/02/2023
LEON DEPOLAS SECURITIES S.A.	04/01/2021
ALUMIL (CR)	Main Market
PIRAEUS SECURITIES S. A.	31/07/2023
ANDROMEDA SA (CR)	Main Market
BETA SECURITIES S.A.	15/02/2021
OPTIMA BANK S.A.	03/04/2023
ATTICA BANK S.A. (CR)	Main Market
EUROXX SECURITIES S.A.	22/01/2016
PIRAEUS SECURITIES S. A.	20/09/2017
AUSTRIACARD (CB)	Main Market
BETA SECURITIES S.A.	23/03/2023
EUROBANK EQUITIES INVESTMENT FIRM SINGLE MEMBER SA	15/05/2023
AUTOHELLAS SA (CR)	Main Market
ALPHA FINANCE INVESTMENT SERVICES SINGLE MEMBER SA	01/07/2019
EUROXX SECURITIES S.A.	02/07/2018
AVAX S.A. (CR)	Main Market
EUROBANK EQUITIES INVESTMENT FIRM SINGLE MEMBER SA	14/12/2015
OPTIMA BANK S.A.	04/09/2023
PIRAEUS SECURITIES S. A.	01/02/2021
AVE (CR)	Main Market
EUROXX SECURITIES S.A.	05/06/2020
BRIQ PROPERTIES (CR)	Main Market
EUROBANK EQUITIES INVESTMENT FIRM SINGLE MEMBER SA	09/09/2019
LEON DEPOLAS SECURITIES S.A.	22/02/2021
CC HBC AG (CR)	Main Market
BETA SECURITIES S.A.	08/03/2021
NATIONAL SECURITIES SINGLE MEMBER SA	02/01/1900
PIRAEUS SECURITIES S. A.	04/05/2015
CENERGY HOLDINGS (CB)	Main Market
ALPHA FINANCE INVESTMENT SERVICES SINGLE MEMBER SA	02/01/2016
EUROBANK EQUITIES INVESTMENT FIRM SINGLE MEMBER SA	02/01/2016
OPTIMA BANK S.A.	14/03/2022
PANTELAKIS SECURITIES S.A.	27/12/2022
CNL CAPITAL (CR)	Main Market
MERIT SECURITIES S.A	01/10/2018
DIMAND (CR)	Main Market
ALPHA FINANCE INVESTMENT SERVICES SINGLE MEMBER SA	08/08/2022
EUROBANK EQUITIES INVESTMENT FIRM SINGLE MEMBER SA	08/08/2022
PANTELAKIS SECURITIES S.A.	15/05/2023
EKTER SA (CR)	Main Market
BETA SECURITIES S.A.	26/09/2022
EUROBANK EQUITIES INVESTMENT FIRM SINGLE MEMBER SA	16/10/2017
LEON DEPOLAS SECURITIES S.A.	21/05/2018
ELASTRON (CR)	Main Market
LEON DEPOLAS SECURITIES S.A.	20/02/2017

List of Stocks under Market Making operations

Securities	Stock Category
Market Maker	Start Market Making
ELLAKTOR (CR)	Main Market
ALPHA FINANCE INVESTMENT SERVICES SINGLE MEMBER SA	18/03/2019
EUROBANK EQUITIES INVESTMENT FIRM SINGLE MEMBER SA	01/06/2012
EUROXX SECURITIES S.A.	24/09/2018
NATIONAL SECURITIES SINGLE MEMBER SA	02/01/1900
PIRAEUS SECURITIES S. A.	22/10/2018
ELTON SA (CR)	Main Market
EUROBANK EQUITIES INVESTMENT FIRM SINGLE MEMBER SA	28/11/2022
OPTIMA BANK S.A.	30/01/2023
ELVALHALCOR (CR)	Main Market
ALPHA FINANCE INVESTMENT SERVICES SINGLE MEMBER SA	07/05/2018
BETA SECURITIES S.A.	09/01/2023
EUROBANK EQUITIES INVESTMENT FIRM SINGLE MEMBER SA	07/05/2018
ENTERSOFT (CR)	Main Market
ALPHA FINANCE INVESTMENT SERVICES SINGLE MEMBER SA	23/03/2023
EUROBANK EQUITIES INVESTMENT FIRM SINGLE MEMBER SA	22/06/2020
EUROBANK HOLDINGS (CR)	Main Market
ALPHA FINANCE INVESTMENT SERVICES SINGLE MEMBER SA	09/01/2006
EUROBANK EQUITIES INVESTMENT FIRM SINGLE MEMBER SA	01/06/2012
GREENPOST TRADING EUROPE LTD	12/06/2023
HELLENIC AMERICAN SECURITIES S.A.	25/07/2014
LEON DEPOLAS SECURITIES S.A.	30/11/2018
MERIT SECURITIES S.A	06/11/2017
NATIONAL SECURITIES SINGLE MEMBER SA	02/01/1900
PIRAEUS SECURITIES S. A.	28/09/2009
EUROCONSULTANTS S.A. (CR)	Main Market
OPTIMA BANK S.A.	01/02/2023
EYDAP S.A. (CR)	Main Market
ALPHA FINANCE INVESTMENT SERVICES SINGLE MEMBER SA	27/01/2020
EUROBANK EQUITIES INVESTMENT FIRM SINGLE MEMBER SA	10/06/2019
FOURLIS (CR)	Main Market
EUROBANK EQUITIES INVESTMENT FIRM SINGLE MEMBER SA	01/12/2016
PIRAEUS SECURITIES S. A.	06/03/2017
GEK TERNA (CR)	Main Market
BETA SECURITIES S.A.	08/03/2021
EUROBANK EQUITIES INVESTMENT FIRM SINGLE MEMBER SA	24/05/2021
PIRAEUS SECURITIES S. A.	29/08/2019
GR. SARANTIS S.A. (CR)	Main Market
BETA SECURITIES S.A.	14/05/2012
EUROBANK EQUITIES INVESTMENT FIRM SINGLE MEMBER SA	24/10/2016
HELLENIC EXCHANGES-A.S.E. (CR)	Main Market
HELLENIC AMERICAN SECURITIES S.A.	01/09/2014
NATIONAL SECURITIES SINGLE MEMBER SA	02/01/1900
PIRAEUS SECURITIES S. A.	04/05/2015
HELLENIQ ENERGY (CR)	Main Market
ALPHA FINANCE INVESTMENT SERVICES SINGLE MEMBER SA	07/11/2023
EUROBANK EQUITIES INVESTMENT FIRM SINGLE MEMBER SA	01/11/2023
HELLENIC AMERICAN SECURITIES S.A.	14/09/2015
PIRAEUS SECURITIES S. A.	20/03/2017
IDEAL HOLDINGS (CR)	Main Market
EUROBANK EQUITIES INVESTMENT FIRM SINGLE MEMBER SA	07/06/2021
PIRAEUS SECURITIES S. A.	07/06/2021
INTERCONTINENTAL (CR)	Main Market
LEON DEPOLAS SECURITIES S.A.	03/06/2019
INTERLIFE G.C.I.(CR)	Main Market
BETA SECURITIES S.A.	24/10/2022
INTERWOOD-XYLEMPORIA (CR)	Main Market
EUROBANK EQUITIES INVESTMENT FIRM SINGLE MEMBER SA	05/07/2021
PANTELAKIS SECURITIES S.A.	01/07/2021
INTRAKAT (CR)	Main Market
BETA SECURITIES S.A.	04/10/2021
PANTELAKIS SECURITIES S.A.	10/10/2022
JUMBO SA (CR)	Main Market
BETA SECURITIES S.A.	01/02/2021
EUROBANK EQUITIES INVESTMENT FIRM SINGLE MEMBER SA	25/05/2020
GREENPOST TRADING EUROPE LTD	12/06/2023
MERIT SECURITIES S.A	06/11/2017
PIRAEUS SECURITIES S. A.	06/03/2017

List of Stocks under Market Making operations

Securities	Stock Category
Market Maker	Start Market Making
KLOUKINAS - LAPPAS SA (CR)	Main Market
OPTIMA BANK S.A.	02/01/2023
KRI-KRI S.A. (CR)	Main Market
EUROBANK EQUITIES INVESTMENT FIRM SINGLE MEMBER SA	07/05/2018
LEON DEPOLAS SECURITIES S.A.	16/01/2017
LAMDA DEVELOPMENT SA (CR)	Main Market
EUROBANK EQUITIES INVESTMENT FIRM SINGLE MEMBER SA	08/12/2014
PANTELAKIS SECURITIES S.A.	06/11/2017
PIRAEUS SECURITIES S. A.	29/06/2017
LAMPSA HOTEL SA (CR)	Main Market
LEON DEPOLAS SECURITIES S.A.	16/01/2017
MIG (CR)	Main Market
PIRAEUS SECURITIES S. A.	02/02/2009
MOTODYNAMICS S.A. (CR)	Main Market
OPTIMA BANK S.A.	25/08/2023
MOTOR OIL (CR)	Main Market
BETA SECURITIES S.A.	08/03/2021
EUROBANK EQUITIES INVESTMENT FIRM SINGLE MEMBER SA	22/10/2006
GREENPOST TRADING EUROPE LTD	12/06/2023
LEON DEPOLAS SECURITIES S.A.	01/04/2019
MERIT SECURITIES S.A	25/02/2019
NATIONAL SECURITIES SINGLE MEMBER SA	02/01/1900
PIRAEUS SECURITIES S. A.	04/05/2015
MPLE KEDROS (CR)	Main Market
OPTIMA BANK S.A.	16/10/2023
OPTIMA BANK S.A.	08/11/2023
MYTILINEOS (CR)	Main Market
ALPHA FINANCE INVESTMENT SERVICES SINGLE MEMBER SA	15/04/2019
BETA SECURITIES S.A.	11/04/2022
EUROBANK EQUITIES INVESTMENT FIRM SINGLE MEMBER SA	20/09/2017
GREENPOST TRADING EUROPE LTD	12/06/2023
MERIT SECURITIES S.A	25/02/2019
NATIONAL SECURITIES SINGLE MEMBER SA	02/01/1900
PIRAEUS SECURITIES S. A.	04/05/2015
NATIONAL BANK (CR)	Main Market
ALPHA FINANCE INVESTMENT SERVICES SINGLE MEMBER SA	09/01/2006
EUROBANK EQUITIES INVESTMENT FIRM SINGLE MEMBER SA	22/10/2006
GREENPOST TRADING EUROPE LTD	12/06/2023
HELLENIC AMERICAN SECURITIES S.A.	25/07/2014
LEON DEPOLAS SECURITIES S.A.	20/05/2015
MERIT SECURITIES S.A	03/09/2012
NATIONAL SECURITIES SINGLE MEMBER SA	02/01/1900
PIRAEUS SECURITIES S. A.	08/09/2008
OPAP (CR)	Main Market
ALPHA FINANCE INVESTMENT SERVICES SINGLE MEMBER SA	09/01/2006
BETA SECURITIES S.A.	11/04/2022
EUROBANK EQUITIES INVESTMENT FIRM SINGLE MEMBER SA	22/10/2006
GREENPOST TRADING EUROPE LTD	12/06/2023
HELLENIC AMERICAN SECURITIES S.A.	25/07/2014
MERIT SECURITIES S.A	20/03/2017
NATIONAL SECURITIES SINGLE MEMBER SA	02/01/1900
PIRAEUS SECURITIES S. A.	04/05/2015
OPTIMA BANK (CR)	Main Market
OPTIMA BANK S.A.	06/11/2023
OTE (CR)	Main Market
ALPHA FINANCE INVESTMENT SERVICES SINGLE MEMBER SA	09/01/2006
BETA SECURITIES S.A.	11/04/2022
EUROBANK EQUITIES INVESTMENT FIRM SINGLE MEMBER SA	22/10/2006
GREENPOST TRADING EUROPE LTD	12/06/2023
HELLENIC AMERICAN SECURITIES S.A.	25/07/2014
LEON DEPOLAS SECURITIES S.A.	20/04/2015
MERIT SECURITIES S.A	20/03/2017
NATIONAL SECURITIES SINGLE MEMBER SA	02/01/1900
PIRAEUS SECURITIES S. A.	08/09/2008
P.P.A. S.A. (CR)	Main Market
EUROBANK EQUITIES INVESTMENT FIRM SINGLE MEMBER SA	06/02/2019
PAPOUTSANIS (CR)	Main Market
ALPHA FINANCE INVESTMENT SERVICES SINGLE MEMBER SA	19/11/2018
BETA SECURITIES S.A.	25/11/2013

List of Stocks under Market Making operations

Securities	Stock Category
Market Maker	Start Market Making
PETROPOULOS PETROS (CR)	Main Market
EUROBANK EQUITIES INVESTMENT FIRM SINGLE MEMBER SA	01/04/2019
PANTELAKIS SECURITIES S.A.	16/03/2020
PIRAEUS FINANCIAL HOLD (CR)	Main Market
ALPHA FINANCE INVESTMENT SERVICES SINGLE MEMBER SA	15/04/2019
EUROBANK EQUITIES INVESTMENT FIRM SINGLE MEMBER SA	22/10/2006
EUROXX SECURITIES S.A.	15/02/2016
GREENPOST TRADING EUROPE LTD	12/06/2023
HELLENIC AMERICAN SECURITIES S.A.	25/07/2014
LEON DEPOLAS SECURITIES S.A.	30/11/2018
MERIT SECURITIES S.A	16/09/2013
NATIONAL SECURITIES SINGLE MEMBER SA	02/01/1900
PIRAEUS SECURITIES S. A.	16/02/2009
PPC (CR)	Main Market
ALPHA FINANCE INVESTMENT SERVICES SINGLE MEMBER SA	09/01/2006
BETA SECURITIES S.A.	01/02/2021
EUROBANK EQUITIES INVESTMENT FIRM SINGLE MEMBER SA	22/10/2006
GREENPOST TRADING EUROPE LTD	12/06/2023
HELLENIC AMERICAN SECURITIES S.A.	01/09/2014
MERIT SECURITIES S.A	06/11/2017
NATIONAL SECURITIES SINGLE MEMBER SA	02/01/1900
PIRAEUS SECURITIES S. A.	28/09/2009
PREMIA (CR)	Main Market
BETA SECURITIES S.A.	01/06/2021
LEON DEPOLAS SECURITIES S.A.	05/12/2022
PANTELAKIS SECURITIES S.A.	23/12/2021
PROFILE SA (CR)	Main Market
OPTIMA BANK S.A.	03/04/2023
PANTELAKIS SECURITIES S.A.	01/07/2019
QUALITY & RELIABILITY SA (CR)	Main Market
OPTIMA BANK S.A.	03/01/2023
QUEST HOLDINGS (CR)	Main Market
BETA SECURITIES S.A.	26/03/2018
EUROBANK EQUITIES INVESTMENT FIRM SINGLE MEMBER SA	28/01/2019
REVOIL (CR)	Main Market
BETA SECURITIES S.A.	26/06/2023
SIDMA STEEL (CR)	Main Market
OPTIMA BANK S.A.	25/05/2023
SPACE HELLAS SA (CR)	Main Market
MERIT SECURITIES S.A	09/12/2022
TECHNICAL OLYMPIC SA (CR)	Main Market
OPTIMA BANK S.A.	05/07/2023
TERNA ENERGY (CR)	Main Market
EUROBANK EQUITIES INVESTMENT FIRM SINGLE MEMBER SA	24/05/2021
PIRAEUS SECURITIES S. A.	09/12/2019
THRACE PLASTICS SA (CR)	Main Market
ALPHA FINANCE INVESTMENT SERVICES SINGLE MEMBER SA	26/03/2018
EUROBANK EQUITIES INVESTMENT FIRM SINGLE MEMBER SA	26/03/2018
TITAN CEMENT (CB)	Main Market
BETA SECURITIES S.A.	01/02/2021
EUROBANK EQUITIES INVESTMENT FIRM SINGLE MEMBER SA	06/11/2019
PIRAEUS SECURITIES S. A.	18/01/2021
TRADE ESTATES REIC (CR)	Main Market
EUROBANK EQUITIES INVESTMENT FIRM SINGLE MEMBER SA	08/11/2023
EUROBANK EQUITIES INVESTMENT FIRM SINGLE MEMBER SA	10/11/2023
PANTELAKIS SECURITIES S.A.	10/11/2023
PANTELAKIS SECURITIES S.A.	08/11/2023
TZIRAKIAN PROFIL (CR)	Main Market
LEON DEPOLAS SECURITIES S.A.	19/07/2021
VIOHALCO SA/NV (CB)	Main Market
ALPHA FINANCE INVESTMENT SERVICES SINGLE MEMBER SA	11/03/2008
EUROBANK EQUITIES INVESTMENT FIRM SINGLE MEMBER SA	04/03/2014
MERIT SECURITIES S.A	17/03/2014

Underlying Asset				Derivatives Market													
Price max	Price min	Closing price	change	Delivery Month	Open price	Price max	Price min	Last price	Closing price	Last Bid	Last Ask	Fixing price*	Life high	Life low	Trades	Volume	Open Interest
FTSE/Athex Large Cap				(Trade Unit: 1 Index Point x 2€, Cash Settlement)													
2,962.70	2,912.81	2,920.53	-1.42%	November 2023	2,963.00	2,963.00	2,912.50	2,920.00	2,920.00	---	---		3,094.00	---	238	899	2,899
				December 2023	2,938.00	2,938.00	2,902.00	2,919.00	2,919.00	---	---		3,027.00	---	43	86	398
				January 2024	---	---	---	---	2,956.00	---	---		2,923.00	---	---	---	40
				March 2024	---	---	---	---	2,983.50	---	---		---	---	---	---	---
				June 2024	---	---	---	---	2,999.75	---	---		---	---	---	---	---
				September 2024	---	---	---	---	3,014.75	---	---		---	---	---	---	---
FTSE/Athex Banks				(Trade Unit: 1 Index Point x 15€, Cash Settlement)													
968.94	950.13	950.13	-1.94%	December 2023	966.75	966.75	960.50	960.50	960.50	---	---		1,024.75	---	2	15	1,830
				March 2024	---	---	---	---	975.75	---	---		---	---	---	---	---
				June 2024	---	---	---	---	981.00	---	---		---	---	---	---	---
				September 2024	---	---	---	---	986.00	---	---		---	---	---	---	---
MSCI GREECE REBASED				(Trade Unit: 1 Index Point x 2€, Cash Settlement)													
4,737.20	4,652.43	4,662.56	-1.40%	November 2023	---	---	---	---	4,724.50	---	---		4,708.25	---	---	---	83
				December 2023	---	---	---	---	4,900.25	---	---		5,012.25	---	---	---	20
				January 2024	---	---	---	---	4,699.50	---	---		4,683.25	---	---	---	---
				February 2024	---	---	---	---	4,754.50	---	---		---	---	---	---	---
				March 2024	---	---	---	---	4,762.00	---	---		---	---	---	---	---
				April 2024	---	---	---	---	4,771.00	---	---		---	---	---	---	---
				June 2024	---	---	---	---	4,787.75	---	---		---	---	---	---	---
				September 2024	---	---	---	---	4,811.50	---	---		---	---	---	---	---

Underlying Asset				Derivatives Market													
Price max	Price min	Closing price	change	Delivery Month	Open price	Price max	Price min	Last price	Closing price	Last Bid	Last Ask	Fixing price*	Life high	Life low	Trades	Volume	Open Interest
ADMIE (IPTO) HOLDING S.A. (CR)				(Contract Size: 100 Securities, Physical Delivery)													
2.03	2	2	-1.72%	December 2023	2.05	2.05	2.02	2.02	2.02	---	---	---	2.42	---	11	62	24,391
				March 2024	---	---	---	---	2.05	---	---	---	---	---	---	---	---
				June 2024	---	---	---	---	2.06	---	---	---	---	---	---	---	---
				September 2024	---	---	---	---	2.07	---	---	---	---	---	---	---	---
AEGEAN AIRLINES (CR)				(Contract Size: 100 Securities, Physical Delivery)													
11.3	11.1	11.26	-0.71%	December 2023	11.13	11.31	11.13	11.30	11.30	---	---	---	13.64	---	16	68	4,596
				March 2024	---	---	---	---	11.42	---	---	---	---	---	---	---	---
				June 2024	---	---	---	---	11.48	---	---	---	---	---	---	---	---
				September 2024	---	---	---	---	11.54	---	---	---	---	---	---	---	---
ALPHA SERVICES HOLD (CR)				(Contract Size: 100 Securities, Physical Delivery)													
1.44	1.395	1.395	-2.58%	December 2023	1.43	1.43	1.40	1.41	1.41	---	---	---	1.65	---	294	13,131	206,810
				March 2024	---	---	---	---	1.48	---	---	---	1.48	---	---	---	5
				June 2024	---	---	---	---	1.42	---	---	---	1.47	---	---	---	---
				September 2024	---	---	---	---	1.46	---	---	---	---	---	---	---	---
AUTOHELLAS SA (CR)				(Contract Size: 100 Securities, Physical Delivery)													
12.7	12.46	12.66	0.32%	December 2023	---	---	---	---	12.89	---	---	---	14.22	---	---	---	130
				March 2024	---	---	---	---	12.71	---	---	---	---	---	---	---	---
				June 2024	---	---	---	---	12.78	---	---	---	---	---	---	---	---
				September 2024	---	---	---	---	12.84	---	---	---	---	---	---	---	---
AVAX S.A. (CR)				(Contract Size: 100 Securities, Physical Delivery)													
1.37	1.326	1.338	-0.89%	December 2023	1.35	1.35	1.35	1.35	1.35	---	---	---	1.49	---	1	4	1,442
				March 2024	---	---	---	---	1.36	---	---	---	---	---	---	---	---
				June 2024	---	---	---	---	1.37	---	---	---	---	---	---	---	---
				September 2024	---	---	---	---	1.37	---	---	---	---	---	---	---	---
CC HBC AG (CR)				(Contract Size: 100 Securities, Physical Delivery)													
24.32	23.92	24.1	-2.67%	December 2023	24.24	24.24	24.00	24.07	24.07	---	---	---	27.19	---	16	26	524
				March 2024	---	---	---	---	24.93	---	---	---	---	---	---	---	---
				June 2024	---	---	---	---	25.07	---	---	---	---	---	---	---	---
				September 2024	---	---	---	---	25.19	---	---	---	---	---	---	---	---
CENERGY HOLDINGS (CB)				(Contract Size: 100 Securities, Physical Delivery)													
6.69	6.46	6.6	-0.60%	December 2023	6.67	6.67	6.52	6.53	6.53	---	---	---	7.22	---	50	173	4,680
				March 2024	---	---	---	---	6.69	---	---	---	---	---	---	---	---
				June 2024	---	---	---	---	6.72	---	---	---	---	---	---	---	---
				September 2024	---	---	---	---	6.76	---	---	---	---	---	---	---	---

Derivatives notes

Fixing prices and final open positions can be retrieved from the following path <http://www.helex.gr/el/web/guest/statistics-end-of-day-derivatives>

Underlying Asset				Derivatives Market													
Price max	Price min	Closing price	change	Delivery Month	Open price	Price max	Price min	Last price	Closing price	Last Bid	Last Ask	Fixing price*	Life high	Life low	Trades	Volume	Open Interest
ELLAKTOR (CR)				(Contract Size: 100 Securities, Physical Delivery)													
2.26	2.17	2.2	-1.12%	December 2023	2.22	2.24	2.19	2.20	2.20	---	---	---	2.31	---	24	99	953
				March 2024	---	---	---	---	2.24	---	---	---	---	---	---	---	---
				June 2024	---	---	---	---	2.25	---	---	---	---	---	---	---	---
				September 2024	---	---	---	---	2.26	---	---	---	---	---	---	---	---
ELVALHALCOR (CR)				(Contract Size: 100 Securities, Physical Delivery)													
1.68	1.646	1.68	0.84%	December 2023	1.68	1.68	1.67	1.67	1.67	---	---	---	2.09	---	5	6	1,232
				March 2024	---	---	---	---	1.68	---	---	---	---	---	---	---	---
				June 2024	---	---	---	---	1.69	---	---	---	---	---	---	---	---
				September 2024	---	---	---	---	1.70	---	---	---	---	---	---	---	---
EUROBANK HOLDINGS (CR)				(Contract Size: 100 Securities, Physical Delivery)													
1.526	1.4905	1.495	-2.16%	December 2023	1.51	1.51	1.49	1.50	1.50	---	---	---	1.60	---	111	1,389	35,074
				March 2024	---	---	---	---	1.54	---	---	---	---	---	---	---	---
				June 2024	---	---	---	---	1.55	---	---	---	---	---	---	---	---
				September 2024	---	---	---	---	1.55	---	---	---	---	---	---	---	---
EYDAP S.A. (CR)				(Contract Size: 100 Securities, Physical Delivery)													
5.75	5.59	5.65	-1.74%	December 2023	5.68	5.69	5.63	5.63	5.63	---	---	---	6.52	---	6	22	2,388
				March 2024	---	---	---	---	5.79	---	---	---	---	---	---	---	---
				June 2024	---	---	---	---	5.82	---	---	---	---	---	---	---	---
				September 2024	---	---	---	---	5.85	---	---	---	---	---	---	---	---
FOURLIS (CR)				(Contract Size: 100 Securities, Physical Delivery)													
4.04	3.955	3.955	-1.62%	December 2023	3.99	4.02	3.99	3.99	3.99	---	---	---	4.65	---	6	6	840
				March 2024	---	---	---	---	4.05	---	---	---	---	---	---	---	---
				June 2024	---	---	---	---	4.07	---	---	---	---	---	---	---	---
				September 2024	---	---	---	---	4.09	---	---	---	---	---	---	---	---
GEK TERNA (CR)				(Contract Size: 100 Securities, Physical Delivery)													
13.64	13.3	13.4	-1.18%	December 2023	13.47	13.47	13.47	13.47	13.47	---	---	---	13.79	---	1	1	6,057
				March 2024	---	---	---	---	13.66	---	---	---	---	---	---	---	---
				June 2024	---	---	---	---	13.73	---	---	---	---	---	---	---	---
				September 2024	---	---	---	---	13.80	---	---	---	---	---	---	---	---
HELLENIC EXCHANGES-A.S.E. (CR)				(Contract Size: 100 Securities, Physical Delivery)													
4.89	4.735	4.85	0.31%	December 2023	4.79	4.89	4.75	4.80	4.80	---	---	---	5.13	---	19	105	8,325
				March 2024	---	---	---	---	4.87	---	---	---	---	---	---	---	---
				June 2024	---	---	---	---	4.90	---	---	---	---	---	---	---	---
				September 2024	---	---	---	---	4.92	---	---	---	---	---	---	---	---

Derivatives notes

Fixing prices and final open positions can be retrieved from the following path <http://www.helex.gr/el/web/guest/statistics-end-of-day-derivatives>

Underlying Asset				Derivatives Market													
Price max	Price min	Closing price	change	Delivery Month	Open price	Price max	Price min	Last price	Closing price	Last Bid	Last Ask	Fixing price*	Life high	Life low	Trades	Volume	Open Interest
HELLENiQ ENERGY (CR)				(Contract Size: 100 Securities, Physical Delivery)													
7.54	7.39	7.45	-1.32%	December 2023	7.49	7.49	7.49	7.49	7.49	---	---	---	7.93	---	2	2	1,331
---	---	---	---	March 2024	---	---	---	---	7.60	---	---	---	---	---	---	---	---
---	---	---	---	June 2024	---	---	---	---	7.64	---	---	---	---	---	---	---	---
---	---	---	---	September 2024	---	---	---	---	7.68	---	---	---	---	---	---	---	---
INTRACOM HOLDINGS (CR)				(Contract Size: 100 Securities, Physical Delivery)													
2.175	2.13	2.175	0.00%	December 2023	2.18	2.19	2.16	2.16	2.16	---	---	---	2.34	---	17	66	4,613
---	---	---	---	March 2024	---	---	---	---	2.19	---	---	---	---	---	---	---	---
---	---	---	---	June 2024	---	---	---	---	2.20	---	---	---	---	---	---	---	---
---	---	---	---	September 2024	---	---	---	---	2.21	---	---	---	---	---	---	---	---
INTRAKAT (CR)				(Contract Size: 100 Securities, Physical Delivery)													
3.505	3.44	3.49	-0.29%	December 2023	3.47	3.49	3.46	3.48	3.48	---	---	---	3.52	---	11	64	6,749
---	---	---	---	March 2024	---	---	---	---	3.53	---	---	---	3.58	---	---	---	1,447
---	---	---	---	June 2024	---	---	---	---	3.54	---	---	---	---	---	---	---	---
---	---	---	---	September 2024	---	---	---	---	3.56	---	---	---	---	---	---	---	---
JUMBO SA (CR)				(Contract Size: 100 Securities, Physical Delivery)													
26.76	25.98	25.98	-2.91%	December 2023	24.99	25.07	24.80	24.80	24.80	---	---	---	28.13	---	17	79	673
---	---	---	---	March 2024	---	---	---	---	26.95	---	---	---	---	---	---	---	---
---	---	---	---	June 2024	---	---	---	---	27.09	---	---	---	---	---	---	---	---
---	---	---	---	September 2024	---	---	---	---	27.23	---	---	---	---	---	---	---	---
LAMDA DEVELOPMENT SA (CR)				(Contract Size: 100 Securities, Physical Delivery)													
6.34	6.12	6.2	-1.82%	December 2023	6.31	6.31	6.18	6.26	6.26	---	---	---	6.77	---	16	88	5,778
---	---	---	---	March 2024	---	---	---	---	6.36	---	---	---	---	---	---	---	---
---	---	---	---	June 2024	---	---	---	---	6.39	---	---	---	---	---	---	---	---
---	---	---	---	September 2024	---	---	---	---	6.43	---	---	---	---	---	---	---	---
MIG (CR)				(Contract Size: 100 Securities, Physical Delivery)													
4	3.85	3.85	-1.79%	December 2023	3.81	3.83	3.81	3.82	3.82	---	---	---	4.70	---	5	19	56
---	---	---	---	March 2024	---	---	---	---	3.95	---	---	---	---	---	---	---	---
---	---	---	---	June 2024	---	---	---	---	3.97	---	---	---	---	---	---	---	---
---	---	---	---	September 2024	---	---	---	---	3.99	---	---	---	---	---	---	---	---
MOTOR OIL (CR)				(Contract Size: 100 Securities, Physical Delivery)													
22.5	21.64	21.7	-3.04%	December 2023	22.43	22.43	21.81	21.82	21.82	---	---	---	24.10	---	43	119	1,083
---	---	---	---	March 2024	---	---	---	---	22.54	---	---	---	---	---	---	---	---
---	---	---	---	June 2024	---	---	---	---	22.66	---	---	---	---	---	---	---	---
---	---	---	---	September 2024	---	---	---	---	22.77	---	---	---	---	---	---	---	---

Derivatives notes

Fixing prices and final open positions can be retrieved from the following path <http://www.helex.gr/el/web/guest/statistics-end-of-day-derivatives>

Underlying Asset				Derivatives Market													
Price max	Price min	Closing price	change	Delivery Month	Open price	Price max	Price min	Last price	Closing price	Last Bid	Last Ask	Fixing price*	Life high	Life low	Trades	Volume	Open Interest
MYTILINEOS (CR)				(Contract Size: 100 Securities, Physical Delivery)													
34.96	34.4	34.74	-0.12%	December 2023	34.76	34.90	34.50	34.77	34.77	---	---	---	38.12	---	51	139	3,393
				March 2024	---	---	---	---	35.03	---	---	---	---	---	---	---	---
				June 2024	---	---	---	---	35.21	---	---	---	---	---	---	---	---
				September 2024	---	---	---	---	35.39	---	---	---	---	---	---	---	---
NATIONAL BANK (CR)				(Contract Size: 100 Securities, Physical Delivery)													
5.528	5.44	5.44	-1.31%	December 2023	5.50	5.55	5.47	5.47	5.47	---	---	---	6.43	---	92	992	26,343
				March 2024	---	---	---	---	5.62	---	---	---	5.70	---	---	---	35
				June 2024	---	---	---	---	5.58	---	---	---	---	---	---	---	---
				September 2024	---	---	---	---	5.61	---	---	---	---	---	---	---	---
OPAP (CR)				(Contract Size: 100 Securities, Physical Delivery)													
15.45	15.12	15.39	-0.39%	December 2023	15.37	15.37	15.21	15.36	15.36	---	---	---	16.20	---	21	43	1,850
				March 2024	---	---	---	---	15.56	---	---	---	---	---	---	---	---
				June 2024	---	---	---	---	15.64	---	---	---	---	---	---	---	---
				September 2024	---	---	---	---	15.72	---	---	---	---	---	---	---	---
OPTIMA BANK (CR)				(Contract Size: 100 Securities, Physical Delivery)													
7.1	7.002	7.08	-0.14%	December 2023	7.01	7.01	6.92	6.98	6.98	---	---	---	7.05	---	16	49	25
				March 2024	---	---	---	---	7.14	---	---	---	---	---	---	---	---
				June 2024	---	---	---	---	7.18	---	---	---	---	---	---	---	---
				September 2024	---	---	---	---	7.21	---	---	---	---	---	---	---	---
OTE (CR)				(Contract Size: 100 Securities, Physical Delivery)													
13.02	12.65	12.65	-1.94%	December 2023	13.00	13.00	12.70	12.74	12.74	---	---	---	14.17	---	203	1,081	6,953
				March 2024	---	---	---	---	12.99	---	---	---	---	---	---	---	---
				June 2024	---	---	---	---	13.06	---	---	---	---	---	---	---	---
				September 2024	---	---	---	---	13.13	---	---	---	---	---	---	---	---
P.P.A. S.A. (CR)				(Contract Size: 100 Securities, Physical Delivery)													
21.9	21.45	21.65	0.46%	December 2023	21.90	21.95	21.90	21.95	21.95	---	---	---	22.35	---	2	4	207
				March 2024	---	---	---	---	21.70	---	---	---	---	---	---	---	---
				June 2024	---	---	---	---	21.82	---	---	---	---	---	---	---	---
				September 2024	---	---	---	---	21.93	---	---	---	---	---	---	---	---
PIRAEUS FINANCIAL HOLD (CR)				(Contract Size: 100 Securities, Physical Delivery)													
2.8	2.734	2.748	-1.50%	December 2023	2.82	2.82	2.74	2.76	2.76	---	---	---	3.36	---	222	3,586	83,781
				March 2024	---	---	---	---	2.81	---	---	---	---	---	---	---	---
				June 2024	---	---	---	---	2.82	---	---	---	---	---	---	---	---
				September 2024	---	---	---	---	2.84	---	---	---	---	---	---	---	---

Derivatives notes

Fixing prices and final open positions can be retrieved from the following path <http://www.helex.gr/el/web/guest/statistics-end-of-day-derivatives>

Underlying Asset				Derivatives Market													
Price max	Price min	Closing price	change	Delivery Month	Open price	Price max	Price min	Last price	Closing price	Last Bid	Last Ask	Fixing price*	Life high	Life low	Trades	Volume	Open Interest
PPC (CR)				(Contract Size: 100 Securities, Physical Delivery)													
10.14	9.71	10.02	2.30%	December 2023	9.92	10.20	9.77	10.04	10.04	---	---	---	10.69	---	148	1,058	22,423
				March 2024	10.03	10.08	10.03	10.08	10.08	---	---	---	10.36	---	3	3	469
				June 2024	---	---	---	---	9.92	---	---	---	---	---	---	---	---
				September 2024	---	---	---	---	9.97	---	---	---	---	---	---	---	---
QUEST HOLDINGS (CR)				(Contract Size: 100 Securities, Physical Delivery)													
5.48	5.36	5.48	-0.36%	December 2023	5.42	5.42	5.42	5.42	5.42	---	---	---	6.25	---	2	10	101
				March 2024	---	---	---	---	5.54	---	---	---	---	---	---	---	---
				June 2024	---	---	---	---	5.57	---	---	---	---	---	---	---	---
				September 2024	---	---	---	---	5.60	---	---	---	---	---	---	---	---
TERNA ENERGY (CR)				(Contract Size: 100 Securities, Physical Delivery)													
14.94	14.52	14.67	-1.48%	December 2023	14.77	14.86	14.67	14.74	14.74	---	---	---	17.23	---	38	97	15,160
				March 2024	---	---	---	---	15.00	---	---	---	---	---	---	---	---
				June 2024	---	---	---	---	15.08	---	---	---	---	---	---	---	---
				September 2024	---	---	---	---	15.15	---	---	---	---	---	---	---	---
TITAN CEMENT (CB)				(Contract Size: 100 Securities, Physical Delivery)													
19.1	18.86	19.02	-0.10%	December 2023	19.10	19.10	18.98	19.05	19.05	---	---	---	19.11	---	6	15	949
				March 2024	---	---	---	---	19.17	---	---	---	---	---	---	---	---
				June 2024	---	---	---	---	19.28	---	---	---	---	---	---	---	---
				September 2024	---	---	---	---	19.37	---	---	---	---	---	---	---	---
VIOHALCO SA/NV (CB)				(Contract Size: 100 Securities, Physical Delivery)													
4.99	4.91	4.95	-0.20%	December 2023	4.96	4.98	4.92	4.95	4.95	---	---	---	6.66	---	25	104	5,226
				March 2024	---	---	---	---	4.99	---	---	---	---	---	---	---	---
				June 2024	---	---	---	---	5.02	---	---	---	---	---	---	---	---
				September 2024	---	---	---	---	5.05	---	---	---	---	---	---	---	---

Derivatives notes

Fixing prices and final open positions can be retrieved from the following path <http://www.helex.gr/el/web/guest/statistics-end-of-day-derivatives>

Daily Official List

Section 7: Index Options

Year: 144 Trading Day No: 216

Friday, 10 November, 2023

FTSE/Athex Large Cap

(Trade Unit: 1 Index Point x 2€ - Exercise Style: European, Cash Settlement)

Call Options																Put Options																									
November 2023								December 2023								Other Months		November 2023								December 2023								Other Months							
Exerise Price	Open price	Price max	Price min	Last price	Closing price	Volume	Open Interest	Open price	Price max	Price min	Last price	Closing price	Volume	Open Interest	Volume	Open Interest	Open price	Price max	Price min	Last price	Closing price	Volume	Open Interest	Open price	Price max	Price min	Last price	Closing price	Volume	Open Interest	Volume	Open Interest	Exerise Price								
1,975	-	-	-	-	-	-	-	0.00	0.00	0.00	-	975.00	-	-			-	-	-	-	-	-	-	0.00	0.00	0.00	-	0.01	-	-			1,975								
2,000	-	-	-	-	-	-	-	0.00	0.00	0.00	-	950.00	-	-			-	-	-	-	-	-	-	0.00	0.00	0.00	-	0.01	-	-			2,000								
2,050	-	-	-	-	-	-	-	0.00	0.00	0.00	-	900.00	-	-			-	-	-	-	-	-	-	0.00	0.00	0.00	-	0.01	-	-			2,050								
2,100	-	-	-	-	-	-	-	0.00	0.00	0.00	-	850.00	-	-			-	-	-	-	-	-	-	0.00	0.00	0.00	-	0.01	-	-			2,100								
2,150	-	-	-	-	-	-	-	0.00	0.00	0.00	-	800.00	-	-			-	-	-	-	-	-	-	0.00	0.00	0.00	-	0.01	-	-			2,150								
2,200	-	-	-	-	-	-	-	0.00	0.00	0.00	-	751.00	-	-			-	-	-	-	-	-	-	0.00	0.00	0.00	-	0.02	-	-			2,200								
2,250	-	-	-	-	-	-	-	0.00	0.00	0.00	-	701.00	-	-			-	-	-	-	-	-	-	0.00	0.00	0.00	-	0.02	-	-			2,250								
2,300	-	-	-	-	-	-	-	0.00	0.00	0.00	-	651.00	-	-			-	-	-	-	-	-	-	0.00	0.00	0.00	-	0.04	-	-			2,300								
2,350	-	-	-	-	-	-	-	0.00	0.00	0.00	-	601.00	-	-			-	-	-	-	-	-	-	0.00	0.00	0.00	-	0.12	-	-			2,350								
2,400	-	-	-	-	-	-	-	0.00	0.00	0.00	-	551.00	-	-			-	-	-	-	-	-	-	0.00	0.00	0.00	-	0.29	-	-			2,400								
2,450	0.00	0.00	0.00	-	508.00	-	-	0.00	0.00	0.00	-	502.00	-	-			0.00	0.00	0.00	-	0.02	-	-	0.00	0.00	0.00	-	0.65	-	-			2,450								
2,500	0.00	0.00	0.00	-	458.00	-	-	0.00	0.00	0.00	-	452.00	-	-			0.00	0.00	0.00	-	0.01	-	-	0.00	0.00	0.00	-	1.40	-	-			2,500								
2,550	0.00	0.00	0.00	-	408.00	-	-	0.00	0.00	0.00	-	404.00	-	-			0.00	0.00	0.00	-	0.04	-	-	0.00	0.00	0.00	-	2.70	-	-			2,550								
2,600	0.00	0.00	0.00	-	358.00	-	-	0.00	0.00	0.00	-	356.00	-	-			0.00	0.00	0.00	-	0.01	-	-	0.00	0.00	0.00	-	5.00	-	-			2,600								
2,650	0.00	0.00	0.00	-	308.00	-	-	0.00	0.00	0.00	-	310.00	-	-			0.00	0.00	0.00	-	0.05	-	-	0.00	0.00	0.00	-	8.70	-	-			2,650								
2,700	0.00	0.00	0.00	-	258.00	-	-	0.00	0.00	0.00	-	266.00	-	-			0.00	0.00	0.00	-	0.27	-	40	0.00	0.00	0.00	-	14.25	-	-			2,700								
2,750	0.00	0.00	0.00	-	209.00	-	20	0.00	0.00	0.00	-	224.00	-	-			0.00	0.00	0.00	-	1.10	-	20	0.00	0.00	0.00	-	22.75	-	-			2,750								
2,800	0.00	0.00	0.00	-	161.00	-	20	0.00	0.00	0.00	-	186.00	-	20			0.00	0.00	0.00	-	3.50	-	130	0.00	0.00	0.00	-	34.00	-	-			2,800								
2,850	0.00	0.00	0.00	-	117.00	-	22	132.00	132.00	132.00	132.00	132.00	20	60			0.00	0.00	0.00	-	9.30	-	70	0.00	0.00	0.00	-	49.25	-	43			2,850								
2,900	0.00	0.00	0.00	-	79.00	-	27	0.00	0.00	0.00	-	120.00	-	40			28.00	0.00	28.00	28.00	28.00	20	100	0.00	0.00	0.00	-	68.50	-	40			2,900								
2,950	0.00	0.00	0.00	-	48.50	-	61	82.00	82.00	82.00	82.00	82.00	1	121			45.00	0.00	45.00	53.00	53.00	2	73	113.00	113.00	113.00	113.00	113.00	1	82			2,950								
3,000	0.00	0.00	0.00	-	26.75	-	33	59.50	61.00	59.00	59.00	59.00	60	156			95.00	0.00	95.00	95.00	95.00	1	61	142.00	142.00	142.00	142.00	142.00	10	56			3,000								
3,050	0.00	0.00	0.00	-	13.25	-	65	41.00	46.00	41.00	46.00	46.00	2	23			130.00	0.00	130.00	130.00	130.00	1	22	0.00	0.00	0.00	-	151.00	-	20			3,050								
3,100	0.00	0.00	0.00	-	5.80	-	73	0.00	0.00	0.00	-	39.00	-	41			0.00	0.00	0.00	-	148.00	-	21	0.00	0.00	0.00	-	187.00	-	-			3,100								
3,150	0.00	0.00	0.00	-	2.20	-	28	0.00	0.00	0.00	-	27.75	-	-			0.00	0.00	0.00	-	194.00	-	40	0.00	0.00	0.00	-	225.00	-	-			3,150								
3,200	0.00	0.00	0.00	-	0.77	-	-	0.00	0.00	0.00	-	19.25	-	-			0.00	0.00	0.00	-	243.00	-	-	0.00	0.00	0.00	-	267.00	-	-			3,200								
3,250	0.00	0.00	0.00	-	0.23	-	-	0.00	0.00	0.00	-	13.25	-	-			0.00	0.00	0.00	-	292.00	-	-	0.00	0.00	0.00	-	311.00	-	-			3,250								
3,300	0.00	0.00	0.00	-	0.06	-	-	0.00	0.00	0.00	-	8.80	-	-			0.00	0.00	0.00	-	342.00	-	-	0.00	0.00	0.00	-	356.00	-	-			3,300								
3,350	0.00	0.00	0.00	-	0.01	-	-	0.00	0.00	0.00	-	5.70	-	-			0.00	0.00	0.00	-	392.00	-	-	0.00	0.00	0.00	-	403.00	-	-			3,350								
3,400	0.00	0.00	0.00	-	0.03	-	-	0.00	0.00	0.00	-	3.70	-	-			0.00	0.00	0.00	-	442.00	-	-	0.00	0.00	0.00	-	451.00	-	-			3,400								
3,450	0.00	0.00	0.00	-	0.01	-	-	0.00	0.00	0.00	-	2.30	-	-			0.00	0.00	0.00	-	492.00	-	-	0.00	0.00	0.00	-	499.00	-	-			3,450								
3,500	-	-	-	-	-	-	-	0.00	0.00	0.00	-	1.40	-	-			-	-	-	-	-	-	-	0.00	0.00	0.00	-	548.00	-	-			3,500								
Totals:						0	349							83	461	0	0							24	577							11	241	0	0						
Number of Trades:						0								8		0								5								2		0							

Hellenic Exchanges – Athens Stock Exchange S.A.

Market Analysis & Communication Unit

Section 7, 1/1

ALPHA SERVICES HOLD (CR)

(Contract Size: 100 Securities, Exercise Style: American, Physical Delivery)

Call Options														Put Options																			
November 2023							December 2023							Other Months		November 2023							December 2023							Other Months			
Exerise Price	Open price	Price max	Price min	Last price	Closing price	Volume	Open Interest	Open price	Price max	Price min	Last price	Closing price	Volume	Open Interest	Volume	Open Interest	Open price	Price max	Price min	Last price	Closing price	Volume	Open Interest	Open price	Price max	Price min	Last price	Closing price	Volume	Open Interest	Volume	Open Interest	Exerise Price
0.750						-	-	0.000	0.000	0.000		0.681	-	-								-	-	0.000	0.000	0.000		0.002	-	-			0.008
0.800						-	-	0.000	0.000	0.000		0.632	-	-								-	-	0.000	0.000	0.000		0.001	-	-			0.008
0.850	0.000	0.000	0.000		0.580	-	-	0.000	0.000	0.000		0.582	-	-	0.000	0.000	0.000	0.000	0.000		0.001	-	-	0.000	0.000	0.000		0.001	-	-			0.009
0.900	0.000	0.000	0.000		0.530	-	-	0.000	0.000	0.000		0.532	-	-	0.000	0.000	0.000	0.000	0.000		0.002	-	-	0.000	0.000	0.000		0.001	-	-			0.009
0.950	0.000	0.000	0.000		0.480	-	-	0.000	0.000	0.000		0.482	-	-	0.000	0.000	0.000	0.000	0.000		0.001	-	-	0.000	0.000	0.000		0.001	-	-			0.010
1.000	0.000	0.000	0.000		0.430	-	-	0.000	0.000	0.000		0.432	-	-	0.000	0.000	0.000	0.000	0.000		0.001	-	-	0.000	0.000	0.000		0.001	-	-			0.010
1.100	0.000	0.000	0.000		0.331	-	-	0.000	0.000	0.000		0.334	-	-	0.000	0.000	0.000	0.000	0.000		0.001	-	-	0.000	0.000	0.000		0.001	-	-			0.011
1.200	0.000	0.000	0.000		0.233	-	-	0.000	0.000	0.000		0.240	-	-	0.000	0.000	0.000	0.000	0.000		0.003	-	-	0.000	0.000	0.000		0.007	-	-			0.012
1.300	0.000	0.000	0.000		0.145	-	-	0.000	0.000	0.000		0.157	-	-	0.000	0.000	0.000	0.000	0.000		0.014	-	-	0.000	0.000	0.000		0.025	-	-			0.013
1.400	0.000	0.000	0.000		0.076	-	-	0.000	0.000	0.000		0.093	-	-	0.000	0.000	0.000	0.000	0.000		0.045	-	-	0.000	0.000	0.000		0.060	-	-			0.014
1.500	0.000	0.000	0.000		0.033	-	-	0.000	0.000	0.000		0.049	-	-	0.000	0.000	0.000	0.000	0.000		0.102	-	-	0.000	0.000	0.000		0.116	-	-			0.015
1.600	0.000	0.000	0.000		0.012	-	-	0.000	0.000	0.000		0.022	-	-	0.000	0.000	0.000	0.000	0.000		0.181	-	-	0.000	0.000	0.000		0.190	-	-			0.016
1.700	0.000	0.000	0.000		0.003	-	-	0.000	0.000	0.000		0.010	-	-	0.000	0.000	0.000	0.000	0.000		0.273	-	-	0.000	0.000	0.000		0.277	-	-			0.017
1.800	0.000	0.000	0.000		0.001	-	-	0.000	0.000	0.000		0.004	-	-	0.000	0.000	0.000	0.000	0.000		0.370	-	-	0.000	0.000	0.000		0.372	-	-			0.018
1.900	0.000	0.000	0.000		0.001	-	-	0.000	0.000	0.000		0.001	-	-	0.000	0.000	0.000	0.000	0.000		0.470	-	-	0.000	0.000	0.000		0.470	-	-			0.019
2.000	0.000	0.000	0.000		0.002	-	-	0.000	0.000	0.000		0.001	-	-	0.000	0.000	0.000	0.000	0.000		0.570	-	-	0.000	0.000	0.000		0.570	-	-			0.020
2.200	0.000	0.000	0.000		0.001	-	-	0.000	0.000	0.000		0.001	-	-	0.000	0.000	0.000	0.000	0.000		0.770	-	-	0.000	0.000	0.000		0.770	-	-			0.022
2.400						-	-	0.000	0.000	0.000		0.001	-	-								-	-	0.000	0.000	0.000		0.970	-	-			0.024
Totals:						0	0						0	0	0	0						0	0					0	0	0	0		
Number of Trades:						0							0		0							0.00		0				0		0			

NATIONAL BANK (CR)

(Contract Size: 100 Securities, Exercise Style: American, Physical Delivery)

Call Options																Put Options																			
Exerise Price	November 2023							December 2023							Other Months		November 2023							December 2023							Other Months		Exerise Price		
	Open price	Price max	Price min	Last price	Closing price	Volume	Open Interest	Open price	Price max	Price min	Last price	Closing price	Volume	Open Interest	Volume	Open Interest	Open price	Price max	Price min	Last price	Closing price	Volume	Open Interest	Open price	Price max	Price min	Last price	Closing price	Volume	Open Interest	Volume	Open Interest			
2.600						-	-	0.000	0.000	0.000		2.92	-	-								-	-	0.000	0.000	0.000		0.001	-	-			0.026		
2.800						-	-	0.000	0.000	0.000		2.72	-	-								-	-	0.000	0.000	0.000		0.001	-	-			0.028		
3.000						-	-	0.000	0.000	0.000		2.52	-	-								-	-	0.000	0.000	0.000		0.001	-	-			0.030		
3.200						-	-	0.000	0.000	0.000		2.32	-	-								-	-	0.000	0.000	0.000		0.001	-	-			0.032		
3.400	0.000	0.000	0.000		2.11	-	-	0.000	0.000	0.000		2.12	-	-			0.000	0.000	0.000		0.001	-	-	0.000	0.000	0.000		0.001	-	-			0.034		
3.600	0.000	0.000	0.000		1.91	-	-	0.000	0.000	0.000		1.92	-	-			0.000	0.000	0.000		0.001	-	-	0.000	0.000	0.000		0.001	-	-			0.036		
3.800	0.000	0.000	0.000		1.71	-	-	0.000	0.000	0.000		1.72	-	-			0.000	0.000	0.000		0.001	-	-	0.000	0.000	0.000		0.001	-	-			0.038		
4.000	0.000	0.000	0.000		1.51	-	-	0.000	0.000	0.000		1.52	-	-			0.000	0.000	0.000		0.001	-	-	0.000	0.000	0.000		0.001	-	-			0.040		
4.400	0.000	0.000	0.000		1.11	-	-	0.000	0.000	0.000		1.13	-	-			0.000	0.000	0.000		0.001	-	-	0.000	0.000	0.000		0.009	-	-			0.044		
4.800	0.000	0.000	0.000		0.713	-	-	0.000	0.000	0.000		0.765	-	-			0.000	0.000	0.000		0.001	-	-	0.000	0.000	0.000		0.046	-	-			0.048		
5.200	0.000	0.000	0.000		0.338	-	4	0.000	0.000	0.000		0.464	-	-			0.000	0.000	0.000		0.026	-	-	0.000	0.000	0.000		0.143	-	-			0.052		
5.600	0.000	0.000	0.000		0.089	-	-	0.000	0.000	0.000		0.247	-	10			0.000	0.000	0.000		0.177	-	-	0.000	0.000	0.000		0.327	-	-			0.056		
6.000	0.000	0.000	0.000		0.011	-	-	0.000	0.000	0.000		0.115	-	-			0.000	0.000	0.000		0.499	-	-	0.000	0.000	0.000		0.595	-	-			0.060		
6.400	0.000	0.000	0.000		0.001	-	-	0.000	0.000	0.000		0.046	-	-			0.000	0.000	0.000		0.890	-	-	0.000	0.000	0.000		0.927	-	-			0.064		
6.800	0.000	0.000	0.000		0.001	-	-	0.000	0.000	0.000		0.017	-	-			0.000	0.000	0.000		1.29	-	-	0.000	0.000	0.000		1.30	-	-			0.068		
7.200	0.000	0.000	0.000		0.001	-	-	0.000	0.000	0.000		0.005	-	-			0.000	0.000	0.000		1.69	-	-	0.000	0.000	0.000		1.69	-	-			0.072		
7.600	0.000	0.000	0.000		0.001	-	-	0.000	0.000	0.000		0.002	-	-			0.000	0.000	0.000		2.09	-	-	0.000	0.000	0.000		2.09	-	-			0.076		
8.000	0.000	0.000	0.000		0.001	-	-	0.000	0.000	0.000		0.001	-	-			0.000	0.000	0.000		2.49	-	-	0.000	0.000	0.000		2.49	-	-			0.080		
8.400	0.000	0.000	0.000		0.001	-	-	0.000	0.000	0.000		0.001	-	-			0.000	0.000	0.000		2.89	-	-	0.000	0.000	0.000		2.89	-	-			0.084		
Totals:						0	4							0	10	0	0							0	0							0	1,454	0	0
Number of Trades:						0								0		0								0.00								0		0	

OPAP (CR)

(Contract Size: 100 Securities, Exercise Style: American, Physical Delivery)

Call Options															Put Options																				
November 2023								December 2023								Other Months		November 2023								December 2023								Other Months	
Exercise Price	Open price	Price max	Price min	Last price	Closing price	Volume	Open Interest	Open price	Price max	Price min	Last price	Closing price	Volume	Open Interest	Volume	Open Interest	Open price	Price max	Price min	Last price	Closing price	Volume	Open Interest	Open price	Price max	Price min	Last price	Closing price	Volume	Open Interest	Volume	Open Interest	Exercise Price		
9.200						-	-	0.000	0.000	0.000		6.27	-	-								-	-	0.000	0.000	0.000		0.001	-	-			0.092		
9.600						-	-	0.000	0.000	0.000		5.87	-	-								-	-	0.000	0.000	0.000		0.001	-	-			0.096		
10.000	0.000	0.000	0.000		5.45	-	-	0.000	0.000	0.000		5.47	-	-			0.000	0.000	0.000		0.001	-	-	0.000	0.000	0.000		0.001	-	-			0.100		
11.000	0.000	0.000	0.000		4.45	-	-	0.000	0.000	0.000		4.47	-	-			0.000	0.000	0.000		0.001	-	-	0.000	0.000	0.000		0.001	-	-			0.110		
12.000	0.000	0.000	0.000		3.46	-	-	0.000	0.000	0.000		3.47	-	-			0.000	0.000	0.000		0.002	-	-	0.000	0.000	0.000		0.001	-	-			0.120		
13.000	0.000	0.000	0.000		2.46	-	-	0.000	0.000	0.000		2.48	-	-			0.000	0.000	0.000		0.001	-	-	0.000	0.000	0.000		0.003	-	-			0.130		
14.000	0.000	0.000	0.000		1.46	-	-	0.000	0.000	0.000		1.52	-	-			0.000	0.000	0.000		0.002	-	-	0.000	0.000	0.000		0.043	-	-			0.140		
15.000	0.000	0.000	0.000		0.549	-	-	0.000	0.000	0.000		0.730	-	-			0.000	0.000	0.000		0.093	-	10	0.000	0.000	0.000		0.251	-	-			0.150		
16.000	0.000	0.000	0.000		0.078	-	2	0.000	0.000	0.000		0.250	-	167			0.000	0.000	0.000		0.622	-	-	0.000	0.000	0.000		0.772	-	-			0.160		
17.000	0.000	0.000	0.000		0.003	-	-	0.000	0.000	0.000		0.059	-	-			0.000	0.000	0.000		1.55	-	-	0.000	0.000	0.000		1.59	-	-			0.170		
18.000	0.000	0.000	0.000		0.026	-	-	0.000	0.000	0.000		0.009	-	-			0.000	0.000	0.000		2.55	-	-	0.000	0.000	0.000		2.55	-	-			0.180		
19.000	0.000	0.000	0.000		0.003	-	-	0.000	0.000	0.000		0.001	-	-			0.000	0.000	0.000		3.55	-	-	0.000	0.000	0.000		3.55	-	-			0.190		
20.000	0.000	0.000	0.000		0.001	-	-	0.000	0.000	0.000		0.006	-	-			0.000	0.000	0.000		4.55	-	-	0.000	0.000	0.000		4.55	-	-			0.200		
22.000	0.000	0.000	0.000		0.001	-	-	0.000	0.000	0.000		0.001	-	-			0.000	0.000	0.000		6.55	-	-	0.000	0.000	0.000		6.55	-	-			0.220		
24.000	0.000	0.000	0.000		0.001	-	-	0.000	0.000	0.000		0.001	-	-			0.000	0.000	0.000		8.55	-	-	0.000	0.000	0.000		8.55	-	-			0.240		
Totals:						0	2							0	167	0	0							0	10							0	0	0	0
Number of Trades:						0							0			0							0.00							0			0		

OTE (CR)

(Contract Size: 100 Securities, Exercise Style: American, Physical Delivery)

Call Options																Put Options																				
November 2023								December 2023								Other Months		November 2023								December 2023								Other Months		
Exercise Price	Open price	Price max	Price min	Last price	Closing price	Volume	Open Interest	Open price	Price max	Price min	Last price	Closing price	Volume	Open Interest	Volume	Open Interest	Open price	Price max	Price min	Last price	Closing price	Volume	Open Interest	Open price	Price max	Price min	Last price	Closing price	Volume	Open Interest	Volume	Open Interest	Exercise Price			
9.200	0.000	0.000	0.000		3.70	-	-	0.000	0.000	0.000		3.72	-	-			0.000	0.000	0.000		0.001	-	-	0.000	0.000	0.000		0.001	-	-			0.092			
9.600	0.000	0.000	0.000		3.30	-	-	0.000	0.000	0.000		3.32	-	-			0.000	0.000	0.000		0.001	-	-	0.000	0.000	0.000		0.001	-	-			0.096			
10.000	0.000	0.000	0.000		2.90	-	-	0.000	0.000	0.000		2.92	-	-			0.000	0.000	0.000		0.001	-	-	0.000	0.000	0.000		0.001	-	-			0.100			
11.000	0.000	0.000	0.000		1.90	-	-	0.000	0.000	0.000		1.93	-	-			0.000	0.000	0.000		0.001	-	-	0.000	0.000	0.000		0.004	-	-			0.110			
12.000	0.000	0.000	0.000		0.910	-	-	0.000	0.000	0.000		0.998	-	-			0.000	0.000	0.000		0.005	-	-	0.000	0.000	0.000		0.074	-	-			0.120			
13.000	0.000	0.000	0.000		0.153	-	-	0.000	0.000	0.000		0.343	-	-			0.000	0.000	0.000		0.248	-	2	0.000	0.000	0.000		0.419	-	-			0.130			
14.000	0.000	0.000	0.000		0.003	-	5	0.000	0.000	0.000		0.067	-	-			0.000	0.000	0.000		1.10	-	-	0.000	0.000	0.000		1.15	-	-			0.140			
15.000	0.000	0.000	0.000		0.008	-	-	0.000	0.000	0.000		0.008	-	5			0.000	0.000	0.000		2.10	-	5	0.000	0.000	0.000		2.10	-	-			0.150			
16.000	0.000	0.000	0.000		0.001	-	-	0.000	0.000	0.000		0.006	-	-			0.000	0.000	0.000		3.10	-	-	0.000	0.000	0.000		3.10	-	-			0.160			
17.000	0.000	0.000	0.000		0.001	-	-	0.000	0.000	0.000		0.002	-	-			0.000	0.000	0.000		4.10	-	-	0.000	0.000	0.000		4.10	-	-			0.170			
18.000	0.000	0.000	0.000		0.001	-	-	0.000	0.000	0.000		0.001	-	-			0.000	0.000	0.000		5.10	-	-	0.000	0.000	0.000		5.10	-	-			0.180			
19.000	0.000	0.000	0.000		0.001	-	-	0.000	0.000	0.000		0.001	-	-			0.000	0.000	0.000		6.10	-	-	0.000	0.000	0.000		6.10	-	-			0.190			
20.000						-	-	0.000	0.000	0.000		0.001	-	-								-	-	0.000	0.000	0.000		7.10	-	-			0.200			
22.000						-	-	0.000	0.000	0.000		0.001	-	-								-	-	0.000	0.000	0.000		9.10	-	-			0.220			
Totals:						0	5						0	5	0	0						0	7					0	0	0	0					
Number of Trades:							0						0		0							0.00					0		0							

PIRAEUS FINANCIAL HOLD (CR)

(Contract Size: 100 Securities, Exercise Style: American, Physical Delivery)

Call Options														Put Options																					
November 2023							December 2023							Other Months		November 2023							December 2023							Other Months					
Exercise Price	Open price	Price max	Price min	Last price	Closing price	Volume	Open Interest	Open price	Price max	Price min	Last price	Closing price	Volume	Open Interest	Volume	Open Interest	Open price	Price max	Price min	Last price	Closing price	Volume	Open Interest	Open price	Price max	Price min	Last price	Closing price	Volume	Open Interest	Volume	Open Interest	Exercise Price		
0.950						-	-	0.000	0.000	0.000		1.84	-	-								-	-	0.000	0.000	0.000		0.001	-	-			0.010		
1.000						-	-	0.000	0.000	0.000		1.79	-	-								-	-	0.000	0.000	0.000		0.001	-	-			0.010		
1.100						-	-	0.000	0.000	0.000		1.69	-	-								-	-	0.000	0.000	0.000		0.001	-	-			0.011		
1.200						-	-	0.000	0.000	0.000		1.59	-	-								-	-	0.000	0.000	0.000		0.001	-	-			0.012		
1.300						-	-	0.000	0.000	0.000		1.49	-	-								-	-	0.000	0.000	0.000		0.001	-	-			0.013		
1.400						-	-	0.000	0.000	0.000		1.39	-	-								-	-	0.000	0.000	0.000		0.001	-	-			0.014		
1.500						-	-	0.000	0.000	0.000		1.29	-	-								-	-	0.000	0.000	0.000		0.001	-	-			0.015		
1.600						-	-	0.000	0.000	0.000		1.19	-	-								-	-	0.000	0.000	0.000		0.001	-	-			0.016		
1.700						-	-	0.000	0.000	0.000		1.09	-	-								-	-	0.000	0.000	0.000		0.001	-	-			0.017		
1.800	0.000	0.000	0.000		0.991	-	-	0.000	0.000	0.000		0.994	-	-			0.000	0.000	0.000		0.001	-	-	0.000	0.000	0.000		0.001	-	-			0.018		
1.900	0.000	0.000	0.000		0.891	-	-	0.000	0.000	0.000		0.894	-	-			0.000	0.000	0.000		0.001	-	-	0.000	0.000	0.000		0.001	-	-			0.019		
2.000	0.000	0.000	0.000		0.791	-	-	0.000	0.000	0.000		0.794	-	-			0.000	0.000	0.000		0.002	-	-	0.000	0.000	0.000		0.001	-	-			0.020		
2.200	0.000	0.000	0.000		0.591	-	-	0.000	0.000	0.000		0.599	-	-			0.000	0.000	0.000		0.001	-	-	0.000	0.000	0.000		0.004	-	-			0.022		
2.400	0.000	0.000	0.000		0.393	-	-	0.000	0.000	0.000		0.415	-	-			0.000	0.000	0.000		0.002	-	-	0.000	0.000	0.000		0.020	-	-			0.024		
2.600	0.000	0.000	0.000		0.211	-	-	0.000	0.000	0.000		0.258	-	-			0.000	0.000	0.000		0.019	-	-	0.000	0.000	0.000		0.063	-	-			0.026		
2.800	0.000	0.000	0.000		0.081	-	-	0.000	0.000	0.000		0.143	-	-			0.000	0.000	0.000		0.089	-	-	0.000	0.000	0.000		0.148	-	-			0.028		
3.000	0.000	0.000	0.000		0.020	-	-	0.000	0.000	0.000		0.069	-	-			0.000	0.000	0.000		0.229	-	-	0.000	0.000	0.000		0.274	-	-			0.030		
3.200	0.000	0.000	0.000		0.003	-	-	0.000	0.000	0.000		0.030	-	-			0.000	0.000	0.000		0.412	-	-	0.000	0.000	0.000		0.436	-	-			0.032		
3.400	0.000	0.000	0.000		0.001	-	-	0.000	0.000	0.000		0.012	-	-			0.000	0.000	0.000		0.610	-	-	0.000	0.000	0.000		0.618	-	-			0.034		
3.600	0.000	0.000	0.000		0.001	-	-	0.000	0.000	0.000		0.004	-	-			0.000	0.000	0.000		0.810	-	-	0.000	0.000	0.000		0.811	-	-			0.036		
3.800	0.000	0.000	0.000		0.001	-	-	0.000	0.000	0.000		0.001	-	-			0.000	0.000	0.000		1.01	-	-	0.000	0.000	0.000		1.01	-	-			0.038		
4.000	0.000	0.000	0.000		0.001	-	-	0.000	0.000	0.000		0.001	-	-			0.000	0.000	0.000		1.21	-	-	0.000	0.000	0.000		1.21	-	-			0.040		
4.400	0.000	0.000	0.000		0.001	-	-	0.000	0.000	0.000		0.001	-	-			0.000	0.000	0.000		1.61	-	-	0.000	0.000	0.000		1.61	-	-			0.044		
4.800	0.000	0.000	0.000		0.001	-	-	0.000	0.000	0.000		0.001	-	-			0.000	0.000	0.000		2.01	-	-	0.000	0.000	0.000		2.01	-	-			0.048		
5.200						-	-	0.000	0.000	0.000		0.001	-	-								-	-	0.000	0.000	0.000		2.41	-	-			0.052		
Totals:						0	0							0	0	0	0							0	0	0	0								
Number of Trades:						0								0		0								0.00								0		0	

PPC (CR)

(Contract Size: 100 Securities, Exercise Style: American, Physical Delivery)

Call Options																Put Options																				
November 2023								December 2023								Other Months		November 2023								December 2023								Other Months		
Exercise Price	Open price	Price max	Price min	Last price	Closing price	Volume	Open Interest	Open price	Price max	Price min	Last price	Closing price	Volume	Open Interest	Volume	Open Interest	Open price	Price max	Price min	Last price	Closing price	Volume	Open Interest	Open price	Price max	Price min	Last price	Closing price	Volume	Open Interest	Volume	Open Interest	Exercise Price			
4.400						-	-	0.000	0.000	0.000		5.41	-	-								-	-	0.000	0.000	0.000		0.001	-	-			0.044			
4.800						-	-	0.000	0.000	0.000		5.01	-	-								-	-	0.000	0.000	0.000		0.001	-	-			0.048			
5.200						-	-	0.000	0.000	0.000		4.61	-	-								-	-	0.000	0.000	0.000		0.001	-	-			0.052			
5.600						-	-	0.000	0.000	0.000		4.21	-	-								-	-	0.000	0.000	0.000		0.001	-	-			0.056			
6.000						-	-	0.000	0.000	0.000		3.81	-	-								-	-	0.000	0.000	0.000		0.001	-	-			0.060			
6.400						-	-	0.000	0.000	0.000		3.41	-	-								-	-	0.000	0.000	0.000		0.001	-	-			0.064			
6.800	0.000	0.000	0.000		3.00	-	-	0.000	0.000	0.000		3.01	-	-			0.000	0.000	0.000		0.001	-	-	0.000	0.000	0.000		0.001	-	-			0.068			
7.200	0.000	0.000	0.000		2.60	-	-	0.000	0.000	0.000		2.62	-	-			0.000	0.000	0.000		0.001	-	-	0.000	0.000	0.000		0.001	-	-			0.072			
7.600	0.000	0.000	0.000		2.20	-	-	0.000	0.000	0.000		2.22	-	-			0.000	0.000	0.000		0.001	-	-	0.000	0.000	0.000		0.003	-	-			0.076			
8.000	0.000	0.000	0.000		1.80	-	-	0.000	0.000	0.000		1.83	-	-			0.000	0.000	0.000		0.001	-	-	0.000	0.000	0.000		0.013	-	-			0.080			
8.400	0.000	0.000	0.000		1.40	-	-	0.000	0.000	0.000		1.45	-	-			0.000	0.000	0.000		0.002	-	-	0.000	0.000	0.000		0.038	-	-			0.084			
8.800	0.000	0.000	0.000		1.01	-	-	0.000	0.000	0.000		1.11	-	-			0.000	0.000	0.000		0.004	-	20	0.000	0.000	0.000		0.092	-	-			0.088			
9.200	0.000	0.000	0.000		0.634	-	-	0.000	0.000	0.000		0.803	-	-			0.000	0.000	0.000		0.030	-	25	0.000	0.000	0.000		0.185	-	-			0.092			
9.600	0.000	0.000	0.000		0.328	-	2	0.000	0.000	0.000		0.555	-	4			0.000	0.000	0.000		0.124	-	-	0.000	0.000	0.000		0.337	-	-			0.096			
10.000	0.000	0.000	0.000		0.131	-	10	0.000	0.000	0.000		0.362	-	4			0.000	0.000	0.000		0.327	-	-	0.000	0.000	0.000		0.543	-	-			0.100			
11.000	0.000	0.000	0.000		0.003	-	-	0.000	0.000	0.000		0.097	-	-			0.000	0.000	0.000		1.20	-	-	0.000	0.000	0.000		1.28	-	-			0.110			
12.000	0.000	0.000	0.000		0.001	-	-	0.000	0.000	0.000		0.018	-	-			0.000	0.000	0.000		2.20	-	-	0.000	0.000	0.000		2.21	-	-			0.120			
13.000	0.000	0.000	0.000		0.001	-	-	0.000	0.000	0.000		0.002	-	-			0.000	0.000	0.000		3.20	-	-	0.000	0.000	0.000		3.20	-	-			0.130			
14.000	0.000	0.000	0.000		0.001	-	-	0.000	0.000	0.000		0.001	-	-			0.000	0.000	0.000		4.20	-	-	0.000	0.000	0.000		4.20	-	-			0.140			
15.000	0.000	0.000	0.000		0.001	-	-	0.000	0.000	0.000		0.001	-	-			0.000	0.000	0.000		5.20	-	-	0.000	0.000	0.000		5.20	-	-			0.150			
16.000						-	-	0.000	0.000	0.000		0.001	-	-								-	-	0.000	0.000	0.000		6.20	-	-			0.160			
Totals:						0	12						0	8	0	0						0	45					0	0	0	0					
Number of Trades:						0							0		0							0.00					0		0							

Lending Products	Underlying Title	Multilateral Transactions[1]					Bilateral Transactions[2]		Stock Borrowing through OTC (volume)[3]
		Open Interest[5]	Volume(Offered)	Average Weighted	Transactions volume	Average Weighted	Transactions Volume	Average Weighted	Transactions Volume
ADMIEBOR	ADMIE (IPTO) HOLDING S.A. (CR)	1,000	---	---	---	---	---	---	188,669
AEGNBOR	AEGEAN AIRLINES (CR)	600	---	---	---	---	---	---	174,491
ALPHABOR	ALPHA SERVICES HOLD (CR)	23,070	---	---	---	---	---	---	57,279,561
OTOELBOR	AUTOHELLAS SA (CR)	1,500	---	---	---	---	---	---	120,172
AVAXBOR	AVAX S.A. (CR)	---	---	---	---	---	---	---	---
EEEBOR	CC HBC AG (CR)	9,058	---	---	---	---	---	---	47,768
CENERBOR	CENERGY HOLDINGS (CB)	790	---	---	---	---	---	---	127,428
ELLAKTORBOR	ELLAKTOR (CR)	7,681	---	---	5,000	5.32%	---	---	47,753
ELHABOR	ELVALHALCOR (CR)	1,278	---	---	---	---	---	---	66,887
EUROBBOR	EUROBANK HOLDINGS (CR)	15,000	---	---	---	---	---	---	34,120,033
EYDAPBOR	EYDAP S.A. (CR)	845	---	---	---	---	---	---	236,462
FFGRPBOR	FOLLI FOLLIE (CR)	---	---	---	---	---	---	---	886,279
FOYRKBOR	FOURLIS (CR)	4,968	---	---	---	---	---	---	12,123
GEKTERNABOR	GEK TERNA (CR)	---	---	---	---	---	---	---	3,698
SARBOR	GR. SARANTIS S.A. (CR)	1,949	---	---	---	---	---	---	19,500
EXAEBOR	HELLENIC EXCHANGES-A.S.E. (CR)	4,200	---	---	---	---	---	---	167,047
ELPEBOR	HELLENIQ ENERGY (CR)	400	---	---	---	---	---	---	238,270
INTRKBOR	INTRACOM HOLDINGS (CR)	---	---	---	---	---	---	---	---
INKATBOR	INTRAKAT (CR)	---	---	---	---	---	---	---	---
BELABOR	JUMBO SA (CR)	2,575	---	---	---	---	---	---	196,303
LAMDABOR	LAMDA DEVELOPMENT SA (CR)	400	---	---	---	---	---	---	492,447
MIGBOR	MIG (CR)	1,921	---	---	---	---	---	---	40,179
MOHBOR	MOTOR OIL (CR)	24,301	---	---	---	---	---	---	462,068
MYTILBOR	MYTILINEOS (CR)	2,761	---	---	---	---	---	---	144,120
ETEBOR	NATIONAL BANK (CR)	---	---	---	---	---	---	---	11,564,048
OPAPBOR	OPAP (CR)	4,400	---	---	---	---	---	---	1,553,608
OPTIMABOR	OPTIMA BANK (CR)	---	---	---	---	---	500	6.50%	---
HTOBOR	OTE (CR)	1,750	---	---	---	---	---	---	1,570,735
PPABOR	P.P.A. S.A. (CR)	500	---	---	---	---	---	---	67,791
TPEIRBOR	PIRAEUS FINANCIAL HOLD (CR)	5,000	---	---	---	---	---	---	1,371,061
PPCBOR	PPC (CR)	2,000	---	---	---	---	---	---	1,278,881

Stock Lending Notes

[1] - Multilateral contracts Lending or Borrowing as per Methods 8-1, 8-2 and 8-3-3 (According to ATHEX BoD Resolution No.17)

[2] - Billateral Contracts Lending or Borrowing as per Methods 8-3-1 and 8-3-2 (According to ATHEX BoD Resolution No.20)

[3] - The information concerning OTC Stock Borrowing Transactions is based on the statements of the Dematerialised Securities System (DSS) operators involved and refers to volumes that have been registered up until the previous working day.

[4] - Average Price (Volume weighted)

[5] - The Data concerning Open Interest before the start of trading session

Lending Products	Underlying Title	Multilateral Transactions[1]					Bilateral Transactions[2]		Stock Borrowing through OTC (volume)[3]
		Open Interest[5]	Volume(Offered)	Average Weighted	Transactions volume	Average Weighted	Transactions Volume	Average Weighted	Transactions Volume
QUALBOR	QUALITY & RELIABILITY SA (CR)	---	---	---	---	---	---	---	---
QUESTBOR	QUEST HOLDINGS (CR)	359	---	---	---	---	---	---	51,564
TENERGYBOR	TERNA ENERGY (CR)	---	---	---	---	---	---	---	288,767
TITCBOR	TITAN CEMENT (CB)	2,368	---	---	---	---	---	---	230,420
VIOBOR	VIOHALCO SA/NV (CB)	1,060	---	---	---	---	---	---	---

Stock Lending Notes

[1] - Multilateral contracts Lending or Borrowing as per Methods 8-1, 8-2 and 8-3-3 (According to ATHEX BoD Resolution No.17)

[2] - Bilateral Contracts Lending or Borrowing as per Methods 8-3-1 and 8-3-2 (According to ATHEX BoD Resolution No.20)

[3] - The information concerning OTC Stock Borrowing Transactions is based on the statements of the Dematerialised Securities System (DSS) operators involved and refers to volumes that have been registered up until the previous working day.

[4] - Average Price (Volume weighted)

[5] - The Data concerning Open Interest before the start of trading session

Sectors codification for listed companies

12003 -	ETF	10101010	Computer Services
10101015	Software	10102030	Computer Hardware
15101010	Telecommunications Equipment	15102015	Telecommunications Services
20101010	Health Care Facilities	20101025	Health Care Services
20102010	Medical Equipment	20103015	Pharmaceuticals
30101010	Banks	30202000	Diversified Financial Services
30202010	Asset Managers & Custodians	30202015	Investment Services
30204000	Closed End Investments	30302010	Full Line Insurance
30302015	Insurance Brokers	30302025	Property and Casualty Insurance
35101010	Real Estate Holding and Development	35101015	Real Estate Services
35102000	Diversified REITs	35102030	Office REITs
35102045	Retail REITs.	40201040	Rental & Leasing Services: Consumer
40202010	Home Construction	40202015	Household Furnishings
40202020	Household Appliance	40203040	Electronic Entertainment
40204020	Clothing & Accessories	40301010	Entertainment
40301030	Publishing	40301035	Radio & TV Broadcasters
40401010	Diversified Retailers	40401020	Apparel Retailers
40401025	Home Improvement Retailers	40401030	Specialty Retailers
40501010	Airlines	40501015	Travel & Tourism
40501020	Casinos & Gambling	40501025	Hotels & Motels
45101015	Distillers & Vintners	45101020	Soft Drinks
45102010	Farming Fishing Ranching & Plantations	45102020	Food Products
45103010	Tobacco	45201010	Food Retailers & Wholesalers
45201020	Personal Products	50101010	Construction
50101020	Building Roof/Wallboard and Plumbing	50101030	Cement
50101035	Building Materials: Other	50202010	Electrical Components
50203000	Diversified Industrials	50203015	Plastics
50203030	Containers & Packaging	50204000	Machinery: Industrial
50204020	Machinery: Construction & Handling	50205010	Industrial Suppliers
50205020	Back Office Support HR & Consulting	50205030	Forms & Bulk Printing Services
50206015	Commercial Vehicles & Parts	50206030	Marine Transportation
50206060	Transportation Services	55101000	Diversified Materials
55101020	Textile Products	55102000	General Mining
55102010	Iron & Steel	55102015	Metal Fabricating
55102035	Aluminum	60101020	Oil Refining and Marketing
65101010	Alternative Electricity	65101015	Conventional Electricity
65102030	Water		



ATHEX
Athens Stock Exchange

Λεωφ. Αθηνών 110 104 42 Αθήνα
110, Athinon Ave. GR 104 42 Athens
tel. (+30)210-33.66.800, fax (+30)210-33.66.101
www.athexgroup.gr