

23

Ημερήσιο Δελτίο
Συναλλακτικής Δραστηριότητας

Daily Official List
of Trading Activity

Tuesday, 14 November, 2023
Year: 144 Trading Day No: 218



ATHEXGROUP
Athens Exchange Group

Disclaimer:

Hellenic Exchanges-Athens Stock Exchange S.A. endeavours to ensure that the data and other material ("Information") presented on the Daily Official List are accurate and complete, but it is not liable for any errors or omissions of data or /and for the accuracy, credibility, updating and completeness of the aforesaid information nor it has any liability arising directly or indirectly from the use of the above Information.

The Company is not liable for the accuracy of the data included in listed companies' announcements. Only the sender of such an announcement is fully and solely liable for any infringement of third party's rights from the content of such announcement. All contents of the Daily Official List are provided only for information purposes and do not constitute investment advice or solicitation to invest in securities or other products listed for trading on the Exchange.

You acknowledge and agree that the Company is the owner of any property rights related to any Information appearing on the Daily Official List including intellectual property rights copyright, trademarks, etc.

The above data are a property of the Hellenic Exchanges-Athens Exchange and are copyright protected. Users are forbidden to reproduce, modify, copy, sale, transmit or redistribute, by all reproduction means and methods, part or the whole of the above data, without reference to their source.

The commercial exploitation of these data is, also, forbidden by third parties. Hellenic Exchanges-Athens Exchange does not carry any responsibility, direct or indirect, derived from usage or accidental alteration of the above data when used by third parties.

Hellenic Exchanges – Athens Stock Exchange S.A.

110 Athinon Ave., 10442 Athens, Tel: (210) 33.66.800, Fax: (210) 32.13.938

www.athexgroup.gr

Thessalonica Stock Exchange Center (T.S.E.C)

16-18 Katouni Str., Thessalonica 546 25 Tel: (2310) 567.667, Fax: (2310) 530.545

Athex Members Guarantee Fund

14-16 Fidiou Str., Athens 106 78, Tel: (210) 33.04.682, Fax: (210) 33.04.155

Hellenic Republic Capital Market Commission

1 Kolokotroni Str. & 1 Stadiou Str., Athens 10562 Tel: (210) 33.77.100 Fax: (210) 33.77.173

Table of Contents

Section 1: Statistical Figures of Securities, Derivatives and Lending

Summary of Markets

Athex Indices

Analytic Figures for Athex Market's Boards and Categories

Trading Details by Athex Sectors and Financial Instruments (ETFs)

Top 10 best & worst performing Shares

Derivatives Summary

Section 2: Analytic Figures of Shares Transactions

Analytic Figures of Shares Transactions

Shares' Notes

Section 3: Figures of Securities Transactions

Securities Blocks Details

Shares Rights Details

Stock Borrowing

Forced Sales Details

Forced Sales Registered Shares

Exchange Traded Funds (ETFs) Characteristics

Section 5: Bonds traded in Fixed Income Assets Market

Convertible Corporate Bonds - Regulated Market

Non Convertible Corporate Bonds - Regulated Market

Government Bonds

Treasury Bills & Zero Coupon Government Bonds

Government Bonds Traded with the Open Outcry Method

State Banks Bonds

Section 6: Additional Infos

Athex & ATHEXClear Members List

List of Stocks under Market Making operations

Section 7: Derivatives Market Analytic Figures

Index Futures

Stock Futures

Index Options

Stock Options

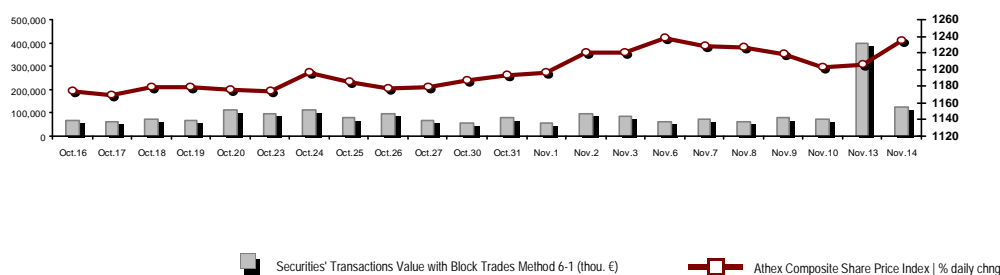
Stock Lending Analytic Figures

Appendix A: Sectors codification for listed companies

Section codification follows the corresponding from the Greek version of Daily Official List for reference purposes.

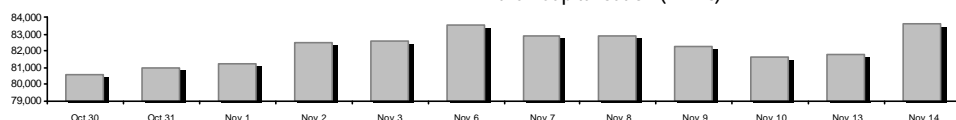
Summary of Markets

Athex Composite Share Price Index vs Shares and Derivatives Transactions Value

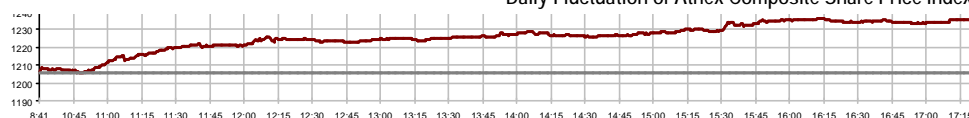


Athex Capitalisation (mill. €) **:	83,609.11		Derivatives Total Open Interest	489,538	
Daily change: mill. € %	1,861.05	2.28%	in Index Futures % daily chng	5,137	0.98%
Yearly Avg Capitalisation: mill. € % chng prev year Avg	79,548.72	26.15%	in Stock Futures % daily chng	481,021	-1.10%
Athex Composite Share Price Index % daily chng	1,235.27	2.47%	in Index Options % daily chng	1,650	-2.71%
Athex Composite Share Price Index Capitalisation (mill. €)	75,547.07		in Stock Options % daily chng	1,730	0.06%
Daily change (mill. €)	1,856.29				
Securities' Transactions Value with Block Trades Method 6-1 (t	124,640.70		Derivatives Contracts Volume:	51,512	
Daily change: %	-275,129.35	-68.82%	Daily change: pieces %	24,970	94.08%
YtD Avg Trans. Value: thou. € % chng prev year Avg	104,231.34	44.26%	YtD Avg Derivatives Contracts % chng prev year Avg	44,051	28.24%
Blocks Transactions Value of Method 6-1 (thou. €)	10,222.80		Derivatives Trades Number:	3,348	
Blocks Transactions Value of Method 6-2 & 6-3 (thou. €)	0.00		Daily change: number %	1,573	88.62%
Bonds Transactions Value (thou.€)	589.18		YtD Avg Trades number % chng prev year Avg	2,342	14.02%
Securities' Transactions Volume with Block Trades Method 6-1 (tho	38,873.88		Lending Total Open Interest	121,560	
Daily change: thou. pieces %	-216,385.82	-84.77%	Daily change: pieces %	-436	-0.36%
YtD Avg Volume: % chng prev year Avg	33,794.94	19.20%	Lending Volume (Multilateral/Bilateral)	10,000	
Blocks Transactions Volume of Method 6-1 (thou. Pieces)	3,784.38		Daily change: pieces %	8,536	
Blocks Transactions Volume of Method 6-2 & 6-3 (thou. Pieces)	0.00		Multilateral Lending	10,000	
Bonds Transactions Volume	624,000		Bilateral Lending	0	
Securities' Trades Number with Block Trades Method 6-1	50,391		Lending Trades Number:	3	
Daily change: number %	13,225	35.58%	Daily change: %	-8	
YtD Avg Trades number % chng prev year Avg	36,126	22.81%	Multilateral Lending Trades Number	3	
Number of Blocks Method 6-1	17		Bilateral Lending Trades Number	0	
Number of Blocks Method 6-2 & 6-3	0				
Number of Bonds Transactions	139				

Athex Capitalisation (mill. €) **



Daily Fluctuation of Athex Composite Share Price Index



Athex Composite Share Price Index at 13/11/2023

Daily Fluctuation of Athex Composite Share Price Index at 14/11/2023

Athex Indices

Index name	14/11/2023	13/11/2023	pts.	%	Min	Max	Year min	Year max	Year change
Athex Composite Share Price Index	1,235.27 #	1,205.55	29.72	2.47%	1,205.45	1,236.13	929.79	1,351.68	32.85% #
Athex ESG Index	1,411.93 #	1,372.94	38.99	2.84%	1,372.94	1,414.02	1,057.52	1,541.00	33.49% #
FTSE/Athex Large Cap	3,007.34 #	2,923.54	83.80	2.87%	2,923.54	3,012.71	2,250.77	3,280.71	33.57% #
FTSE/Athex Mid Cap Index	2,032.54 #	1,994.60	37.94	1.90%	1,993.62	2,032.54	1,411.43	2,224.46	44.01% #
FTSE/ATHEX High Dividend Yield Index	3,687.17 #	3,620.42	66.75	1.84%	3,616.91	3,693.97	3,028.28	4,088.01	21.76% #
FTSE/ATHEX Global Traders Index Plus	3,756.73 #	3,688.98	67.75	1.84%	3,688.98	3,764.52	2,616.09	4,115.43	43.60% #
FTSE/ATHEX Mid & Small Cap Factor-Weighted Ind	5,316.19 #	5,260.16	56.03	1.07%	5,222.94	5,316.19	4,353.12	5,946.34	20.94% #
ATHEX Select Index Plus	4,337.67 #	4,262.63	75.04	1.76%	4,262.63	4,337.67	3,071.06	4,762.60	41.24% #
ATHEX Select Index	6,292.79 #	6,174.87	117.92	1.91%	6,173.73	6,306.45	4,343.88	7,125.71	44.87% #
FTSE/Athex Market Index	714.81 #	696.08	18.73	2.69%	696.08	715.89	539.21	780.89	32.53% #
Athex Composite Index Total Return Index	2,241.39 #	2,187.47	53.92	2.46%	2,187.30	2,242.97	1,641.17	2,440.14	36.57% #
FTSE/Athex Large Cap Total Return	4,951.86 #	4,813.88	137.98	2.87%			3,623.42	5,338.50	37.51% #
FTSE/Athex Mid Cap Total Return	2,735.50 #	2,684.44	51.06	1.90%			1,881.61	2,956.50	47.25% #
Hellenic Mid & Small Cap Index	1,833.82 #	1,800.38	33.44	1.86%	1,799.80	1,834.06	1,365.14	2,011.62	34.33% #
FTSE/Athex Banks	1,014.30 #	957.52	56.78	5.93%	957.52	1,014.98	640.09	1,117.78	58.35% #
FTSE/Athex Financial Services	1,260.07 #	1,195.83	64.24	5.37%	1,195.83	1,260.07	672.72	1,514.55	83.84% #
FTSE/Athex Industrial Goods & Services	7,922.29 #	7,804.89	117.40	1.50%	7,804.89	7,923.76	4,603.86	8,651.06	70.79% #
FTSE/Athex Retail	1,147.85 #	1,104.06	43.79	3.97%	1,096.00	1,149.05	901.21	1,375.58	27.37% #
FTSE/ATHEX Real Estate	4,165.82 #	4,138.06	27.76	0.67%	4,138.06	4,213.89	3,750.22	4,816.41	2.28% #
FTSE/Athex Consumer Goods & Services	14,571.40 #	14,448.15	123.25	0.85%	14,352.70	14,877.27	8,974.47	16,184.74	59.12% #
FTSE/Athex Food & Beverage	9,011.92 #	9,020.02	-8.10	-0.09%	8,960.35	9,078.81	8,101.49	11,188.59	6.44% #
FTSE/Athex Basic Resources	7,849.13 #	7,537.83	311.30	4.13%	7,513.08	7,921.46	6,463.31	10,590.89	20.95% #
FTSE/Athex Construction & Materials	4,646.66 #	4,626.71	19.95	0.43%	4,587.47	4,652.19	3,204.90	4,808.27	44.99% #
FTSE/Athex Energy	5,259.69 #	5,040.04	219.65	4.36%	5,019.28	5,261.81	4,689.99	5,856.79	4.57% #
FTSE/Athex Travel & Leisure	2,738.87 #	2,724.77	14.10	0.52%	2,716.43	2,760.85	2,196.17	3,051.18	23.52% #
FTSE/Athex Technology	2,924.17 #	2,875.17	49.00	1.70%	2,872.44	2,924.17	2,047.81	3,153.87	42.35% #
FTSE/Athex Telecommunications	3,605.98 #	3,530.32	75.66	2.14%	3,530.32	3,647.11	3,511.53	4,415.99	-11.44% #
FTSE/Athex Utilities	5,531.32 #	5,418.27	113.05	2.09%	5,392.21	5,532.29	4,598.77	6,190.27	20.28% #
FTSE/Athex Health Care	445.79 #	431.46	14.33	3.32%	429.66	449.69	380.60	504.88	6.42% #
FTSE/Athex Personal Products	8,075.05 #	7,949.28	125.77	1.58%	7,921.18	8,275.75	6,441.87	8,386.11	22.23% #
Athex All Share Index	288.69 #	282.24	6.45	2.29%	288.69	288.69	231.11	314.56	25.39% #
MSCI GREECE REBASED	4,829.63 #	4,667.96	161.67	3.46%	4,667.96	4,840.80	4,125.04	5,209.29	---
Hellenic Corporate Bond Index	126.21 #	126.17	0.04	0.03%			118.78	126.27	6.07% #
Hellenic Corporate Bond Price Index	88.62 #	88.62	0.00	0.00%			85.96	88.73	2.78% #

Note 1: FTSE/Med 100, Hellenic Corporate Bond Price Index and Hellenic Corporate Bond Index closing prices refer to the previous trading day of 10/11/2023.

Note 2: The Hellenic Mid & Small Cap Index is a Customized index calculated by the Athens Exchange.

Analytic Figures for Athex Market's Boards and Categories

	Total Traded Securities	Main Market	Surveillance	Exchange Traded Funds (ETFs)
Totals	119	110	8	1
Gain / Lose / Same:	84 / 21 / 14	77 / 20 / 13	6 / 1 / 1	1 / 0 / 0
Athex Capitalisation (mill. €) **	83,609.11	83,439.47	169.64	
Daily Average Trans/ons Value(thou.€)	104,231.34	103,934.34	266.82	70.58
Transactions Value	124,640.70	124,033.86	212.27	394.56
Main Board:	114,394.00	113,787.16	212.27	394.56
Blocks Board 6_2_3:	10,222.80	10,222.80	0.00	0.00
Forced Sales Board:	23.90	23.90	0.00	0.00
Special Terms Board:	0.00	0.00	0.00	0.00
Daily Average Transactions Volume	33,794,940	32,717,136	1,080,456	2,449
Transactions Volume	38,873,877	36,858,067	2,002,633	13,177
Main Board:	35,087,641	33,071,831	2,002,633	13,177
Blocks Board 6_2_3:	3,784,383	3,784,383	0	0
Forced Sales Board:	1,853	1,853	0	0
Special Terms Board:	0	0	0	0
Daily Average Number of Trades	36,126	35,909	214	4
Number of Trades	50,391	50,152	223	16
Main Board:	50,373	50,134	223	16
Blocks Board 6_2_3:	17	17	0	0
Forced Sales Board:	1	1	0	0
Special Terms Board:	0	0	0	0

Trading Details by Athex Sectors and Financial Instruments (ETFs)

Code	Sectors	Gain / Lose / Same	Number of Trades	Transactions Volume	Transactions Value	% of Total Trans. Value
3010	- Banks	5 / 2 / 0	20,067	26,966,977	62,822,330.20	50.40%
5510	- Basic Resources	11 / 4 / 1	1,654	385,092	1,191,520.07	0.96%
5010	- Construction & Materials	9 / 4 / 0	2,944	1,297,525	5,671,776.45	4.55%
4020	- Consumer Products & Services	4 / 2 / 1	415	135,991	477,558.33	0.38%
6010	- Energy	4 / 0 / 0	3,171	348,491	4,577,873.98	3.67%
12000	- Financial Instruments	1 / 0 / 0	16	13,177	394,564.49	0.32%
3020	- Financial Services	2 / 2 / 1	750	209,179	1,046,590.74	0.84%
4510	- Food Beverage & Tobacco	2 / 2 / 1	334	39,864	789,960.22	0.63%
2010	- Health Care	3 / 0 / 0	193	96,712	114,938.61	0.09%
5020	- Industrial Goods & Services	12 / 2 / 1	3,287	2,391,317	6,571,349.86	5.27%
3030	- Insurance	1 / 0 / 0	24	5,014	19,448.84	0.02%
4030	- Media	0 / 0 / 1	2	2,000	1,028.00	0.00%
4520	- Personal Care, Drug & Grocery Stores	2 / 0 / 0	214	42,209	195,687.89	0.16%
3510	- Real Estate	5 / 1 / 2	1,860	832,413	2,021,279.58	1.62%
4040	- Retail	6 / 0 / 1	2,445	476,882	5,748,199.37	4.61%
1010	- Technology	8 / 1 / 1	1,765	876,099	2,276,124.70	1.83%
1510	- Telecommunications	2 / 0 / 0	2,847	559,296	7,198,150.65	5.78%
4050	- Travel & Leisure	2 / 1 / 4	4,972	2,949,527	13,968,054.74	11.21%
6510	- Utilities	5 / 0 / 0	3,431	1,246,112	9,554,265.47	7.67%

Top 10 best & worst performing Shares

Main Market					
With positive Price change	Closing price	change	With negative Price change	Closing price	change
KLOUKINAS - LAPPAS SA (CR)	1.16	7.41% #	CNL CAPITAL (CR)	7.55	-2.58% Ⓔ
PIRAEUS FINANCIAL HOLD (CR)	3.03	7.07% #	TZIRAKIAN PROFIL (CR)	1.8	-2.17% Ⓔ
ALPHA SERVICES HOLD (CR)	1.4785	6.02% #	ATTICA BANK S.A. (CR)	11.48	-1.88% Ⓔ
NATIONAL BANK (CR)	5.8	5.80% #	INTRALOT (CR)	0.928	-1.80% Ⓔ
HELLENIC EXCHANGES-A.S.E. (CR)	5.1	5.37% #	INTRAKAT (CR)	3.46	-1.00% Ⓔ
EUROBANK HOLDINGS (CR)	1.58	5.37% #	EKTER SA (CR)	3.35	-0.89% Ⓔ
ELASTRON (CR)	2.79	4.89% #	BANK OF GREECE (CR)	13.7	-0.72% Ⓔ
FOURLIS (CR)	4.09	4.87% #	KRI-KRI S.A. (CR)	8.54	-0.70% Ⓔ
MOTOR OIL (CR)	22.98	4.74% #	TRADE ESTATES REIC (CR)	1.7364	-0.66% Ⓔ
ALUMIL (CR)	2.71	4.63% #	ELLAKTOR (CR)	2.19	-0.46% Ⓔ
With the highest Transactions Value	Value (thou. €)	change	With the highest Transactions Volume	Volume	change
NATIONAL BANK (CR)	18,740.81	5.80% #	EUROBANK HOLDINGS (CR)	10,191,008	5.37% #
EUROBANK HOLDINGS (CR)	15,878.57	5.37% #	ALPHA SERVICES HOLD (CR)	8,304,113	6.02% #
PIRAEUS FINANCIAL HOLD (CR)	15,228.47	7.07% #	PIRAEUS FINANCIAL HOLD (CR)	5,087,748	7.07% #
ALPHA SERVICES HOLD (CR)	12,104.42	6.02% #	NATIONAL BANK (CR)	3,273,928	5.80% #
OPAP (CR)	8,977.31	0.00% ↘	INTRALOT (CR)	2,031,264	-1.80% Ⓔ
OTE (CR)	7,178.36	2.14% #	INTRACOM HOLDINGS (CR)	681,889	2.00% #
PPC (CR)	6,786.67	1.85% #	PPC (CR)	655,242	1.85% #
JUMBO SA (CR)	4,588.04	0.92% #	OPAP (CR)	599,485	0.00% ↘
MYTILINEOS (CR)	4,464.30	1.45% #	OTE (CR)	556,264	2.14% #
MOTOR OIL (CR)	3,283.38	4.74% #	TRADE ESTATES REIC (CR)	513,680	-0.66% Ⓔ

Note: Stocks that are not included in the "Under Supervision" category, and the transactions value is more than 10,000 €.

Derivatives Summary

	Number of Trades	Volume	Open Interest
Index Futures	386	3,947	5,137
FTSE/Athex Banks	4	20	1,840
FTSE/Athex Large Cap	382	3,927	3,194
MSCI GREECE REBASED	0	0	103
Stock Futures	2,928	47,353	481,021
ADMIE (IPTO) HOLDING S.A. (CR)	44	301	24,433
AEGEAN AIRLINES (CR)	70	236	4,932
ALPHA SERVICES HOLD (CR)	446	15,731	200,931
AUTOHELLAS SA (CR)	11	32	130
AVAX S.A. (CR)	46	85	1,438
CC HBC AG (CR)	15	32	532
CENERGY HOLDINGS (CB)	40	198	4,531
ELLAKTOR (CR)	9	39	911
ELVALHALCOR (CR)	30	83	1,254
EUROBANK HOLDINGS (CR)	215	4,502	35,999
EYDAP S.A. (CR)	2	3	2,372
FOURLIS (CR)	12	31	865
GEK TERNA (CR)	20	64	6,077
HELLENIC EXCHANGES-A.S.E. (CR)	78	695	8,298
HELLENIQ ENERGY (CR)	6	30	1,331
INTRACOM HOLDINGS (CR)	50	307	4,768
INTRAKAT (CR)	41	171	8,317
JUMBO SA (CR)	26	86	656
LAMDA DEVELOPMENT SA (CR)	35	133	5,782
MIG (CR)	5	17	57
MOTOR OIL (CR)	18	40	1,188
MYTILINEOS (CR)	83	191	3,386
NATIONAL BANK (CR)	620	10,616	27,035
OPAP (CR)	47	224	1,869
OPTIMA BANK (CR)	0	0	54
OTE (CR)	90	430	7,660
P.P.A. S.A. (CR)	0	0	207
PIRAEUS FINANCIAL HOLD (CR)	486	10,694	81,215
PPC (CR)	230	1,799	23,525
QUEST HOLDINGS (CR)	2	2	91
TERNA ENERGY (CR)	59	251	15,155
TITAN CEMENT (CB)	9	52	943
VIOHALCO SA/NV (CB)	83	278	5,079
Index Options	28	157	1,650
FTSE/Athex Large Cap	28	157	1,650
Stock Options	6	55	1,730
ALPHA SERVICES HOLD (CR)	0	0	0
NATIONAL BANK (CR)	6	55	1,468
OPAP (CR)	0	0	179
OTE (CR)	0	0	17
PIRAEUS FINANCIAL HOLD (CR)	0	0	0
PPC (CR)	0	0	66
Total Derivatives Traded	3,348	51,512	489,538

Number of Outstanding Securities	Nominal Value	Dividends [1]			Date of Last Coupon Dividend [2]		Date of Right	Note	Shares	Closing price	% change	Previous closing price/date	Open price	Price min	Price max	Last price	Avg price	Last Bid [7]	Last Ask [7]	P/E after tax	Year	Volume	Trades	Transactions Value[8]	Company Mkt Value (thou. €)	Year low	Year high	Sector[4]
2,351,697,671	0.290	---	---	---	07/04/2008	18/04/2017	---	---	ALPHA SERVICES HOLD (CR)	1.4785	6.02 P	1.3945 13/11/2023	1.39	1.39	1.4845	1.4785	1.458	2248@1.48	10000@1.48	---	---	8,304,113	5,165	12,104,423.48	3,476,985.01	1.0015	1.682	30101010
36,353,868	1.00	---	---	(0.025)	10/07/2023	21/08/2023	---	---	AUSTRIACARD (CB)	6.15	2.50 P	6 13/11/2023	6.1	6	6.15	6.15	6.087	807@6.05	1950@6.20	---	---	9,906	103	60,301.25	223,576.29	5.2	7.7	10101010
48,624,764	0.080	0.23	0.46	0.65	24/04/2023	05/12/2022	---	---	AUTOHELLAS SA (CR)	12.66	---	12.66 13/11/2023	12.74	12.5	12.86	12.66	12.637	156@12.62	864@12.66	---	---	34,671	286	438,140.92	615,589.51	10.06	14.76	40201040
190,162,681	---	---	---	0.05	19/06/2023	07/12/2016	---	---	CENERGY HOLDINGS (CB)	6.78	2.73 P	6.6 13/11/2023	6.61	6.59	6.84	6.78	6.749	200@6.77	612@6.81	---	---	227,782	599	1,537,351.91	1,289,302.98	3.015	7.4	50202010
372,553,049	6.70	0.64	0.71	0.78	25/05/2023	29/04/2013	---	---	CC HBC AG (CR)	23.97	-0.08 E	23.99 13/11/2023	23.99	23.83	24.15	23.97	23.964	1@23.95	1@23.98	---	---	31,026	249	743,522.27	8,930,096.58	21.54	29.91	45101020
54,200,000	0.075	---	0.035	0.074	18/07/2023	23/11/2021	---	---	EPSILON NET (CR)	9.4	---	9.4 13/11/2023	9.36	9.36	9.42	9.4	9.384	50@9.30	1457@9.40	---	---	4,770	45	44,762.03	509,480.00	6.2	12	10101015
3,716,479,777	0.220	---	---	---	02/05/2008	20/05/2019	---	---	EUROBANK HOLDINGS (CR)	1.58	5.37 P	1.4995 13/11/2023	1.509	1.5	1.58	1.58	1.558	1743@1.58	1626@1.58	---	---	10,191,008	4,840	15,878,570.84	5,872,038.05	1.0495	1.72	30101010
52,131,944	1.00	---	0.1102	0.11	29/06/2023	23/07/2019	---	---	FOURLIS (CR)	4.09	4.87 P	3.9 13/11/2023	3.915	3.86	4.1	4.09	3.989	1000@4.08	416@4.09	---	---	278,905	409	1,112,495.45	213,219.65	3.26	5	40401010
305,635,185	2.18	0.1	0.1	0.3	28/06/2023	01/10/2003	---	---	HELLENIO ENERGY (CR)	7.74	3.20 P	7.5 13/11/2023	7.41	7.41	7.79	7.74	7.683	37@7.73	245@7.75	---	---	156,264	1,150	1,200,527.29	2,365,616.33	6.55	8.68	60101020
83,600,000	0.760	---	---	---	03/07/2007	17/07/2023	---	---	INTRACOM HOLDINGS (CR)	2.29	2.00 P	2.245 13/11/2023	2.25	2.23	2.335	2.29	2.286	3010@2.28	5211@2.30	---	---	681,889	778	1,558,652.47	191,444.00	1.678	2.39	10101010
160,523,985	0.300	---	---	---	12/08/2008	30/12/2022	---	---	INTRAKAT (CR)	3.46	-1.00 E	3.495 13/11/2023	3.47	3.435	3.49	3.46	3.458	1601@3.46	2399@3.46	---	---	289,761	281	1,002,110.53	555,412.99	1.366	3.515	50101010
136,059,759	0.880	0.77	0.77	0.322	23/08/2023	05/03/2014	---	---	JUMBO SA (CR)	26.2	0.92 P	25.96 13/11/2023	25.76	25.76	26.78	26.2	26.285	1046@26.18	13@26.40	---	---	174,551	1,914	4,588,035.72	3,564,765.69	15.61	29.2	40401010
176,736,715	0.300	---	---	---	30/05/2007	27/11/2019	---	---	LAMDA DEVELOPMENT SA (CR)	6.305	0.72 P	6.26 13/11/2023	6.31	6.285	6.42	6.305	6.355	691@6.30	34@6.36	---	---	101,286	661	643,647.85	1,114,324.99	5.505	7.42	35101010
107,222,688	0.440	---	(0.5667)	0.2	20/06/2023	16/03/2022	---	---	QUEST HOLDINGS (CR)	5.71	4.58 P	5.46 13/11/2023	5.48	5.44	5.71	5.71	5.56	300@5.61	10@5.74	---	---	34,753	243	193,228.01	612,241.55	4.655	6.73	10101010
78,325,475	---	---	---	0.6	28/06/2023	23/07/2019	---	---	TITAN CEMENT (CB)	19.24	0.63 P	19.12 13/11/2023	19.18	19.04	19.26	19.24	19.155	15@19.22	940@19.26	---	---	126,206	454	2,417,537.02	1,506,982.14	12.04	19.44	50101030
120,528,771	1.60	---	---	---	---	10/11/2023	---	---	TRADE ESTATES REIC (CR)	1.7364	-0.66 E	1.748 13/11/2023	1.77	1.734	1.775	1.7364	1.75	11119@1.74	420@1.75	---	---	513,680	600	898,756.05	209,286.16	1.734	1.928	35102045
259,189,761	0.02	0.1	0.12	19/06/2023	26/02/2016	---	---	---	VIOHALCO SAINV (CB)	5.13	4.27 P	4.92 13/11/2023	4.9	4.9	5.2	5.13	5.093	600@5.13	26@5.14	---	---	147,000	694	748,689.51	1,329,643.47	3.995	7.13	55102015
144,321,516	0.300	---	---	0.07	19/06/2023	22/01/2020	---	---	AVAX S.A. (CR)	1.358	1.34 P	1.34 13/11/2023	1.352	1.35	1.38	1.358	1.363	1050@1.36	1000@1.36	---	---	94,944	224	129,403.59	195,988.62	0.748	1.786	50101010
232,000,000	2.12	0.1069	0.0854	0.0682	04/10/2023	19/06/2017	---	---	ADMIE (IPTO) HOLDING S.A. (CR)	2.05	2.50 P	2 13/11/2023	1.986	1.986	2.05	2.05	2.036	3826@2.04	595@2.06	16.35	2022	443,605	538	903,076.42	475,600.00	1.64	2.52	65101015
90,167,100	0.500	---	---	---	03/06/2019	24/05/2021	---	---	AEGEAN AIRLINES (CR)	11.8	4.06 P	11.34 13/11/2023	11.38	11.3	11.8	11.8	11.637	1000@11.78	949@11.80	---	---	264,828	1,158	3,081,757.54	1,063,971.78	5.27	13.8	40501010
103,423,291	0.570	---	---	---	01/08/2011	23/08/2023	---	---	GEK TERNA (CR)	13.46	0.60 P	13.38 13/11/2023	13.24	13.22	13.5	13.46	13.406	81@13.44	1043@13.48	---	---	77,181	586	1,034,712.36	1,392,077.50	10.42	14.84	50101010
382,000,000	2.48	---	---	---	20/07/2015	12/12/2001	---	---	PPC (CR)	10.44	1.85 P	10.25 13/11/2023	10.24	10.18	10.45	10.44	10.357	4000@10.43	4166@10.45	---	---	655,242	1,798	6,786,666.96	3,988,080.00	6.6	11.22	65101015
914,715,153	1.00	---	---	---	16/05/2008	29/08/2018	---	---	NATIONAL BANK (CR)	5.8	5.80 P	5.482 13/11/2023	5.51	5.48	5.86	5.8	5.724	70@5.79	49408@5.80	---	---	3,273,928	4,825	18,740,812.73	5,305,347.89	3.746	6.514	30101010
11,250,000	0.520	---	0.0405	0.08	07/08/2023	09/11/2015	---	---	EKTER SA (CR)	3.35	-0.89 E	3.38 13/11/2023	3.38	3.27	3.41	3.35	3.334	250@3.34	16239@3.35	---	---	65,659	204	218,897.04	37,687.50	1.33	3.43	50101010
375,241,586	0.390	0.01	0.03	0.06	26/06/2023	14/07/2006	---	---	ELVALHALCOR (CR)	1.722	3.99 P	1.656 13/11/2023	1.66	1.654	1.73	1.722	1.699	199@1.72	182@1.73	---	---	144,640	453	245,743.43	646,166.01	1.52	2.39	55102015
348,192,005	0.040	---	---	---	05/07/2011	16/07/2021	---	---	ELLAKTOR (CR)	2.19	-0.46 E	2.2 13/11/2023	2.16	2.155	2.21	2.19	2.19	1259@2.19	1224@2.21	---	---	210,203	530	460,445.66	762,540.49	1.706	2.7	50101010
60,348,000	0.420	0.07	0.1515	0.1565	14/06/2023	04/08/2021	---	---	HELLENIC EXCHANGES-A.S.E. (CR)	5.1	5.37 P	4.84 13/11/2023	4.89	4.865	5.1	5.1	4.995	50@5.06	120@5.11	---	---	198,637	616	992,199.29	307,774.80	3.09	6.13	30202015
106,500,000	0.600	---	0.28	0.02	13/09/2023	13/09/2021	---	---	EYDAP S.A. (CR)	5.74	0.88 P	5.69 13/11/2023	5.65	5.65	5.74	5.74	5.719	869@5.71	669@5.74	---	---	26,481	204	151,454.25	611,310.00	5.34	7.34	65102030
604,095,621	0.300	---	---	---	30/05/2013	10/10/2023	---	---	INTRALOT (CR)	0.928	-1.80 E	0.945 13/11/2023	0.934	0.903	0.956	0.928	0.93	5000@0.927	4615@0.929	---	---	2,031,264	1,100	1,888,671.17	560,600.74	0.5526	0.96	40501020
110,782,980	0.750	---	0.9054	1.6299	26/06/2023	04/11/2013	---	---	MOTOR OIL (CR)	22.98	4.74 P	21.94 13/11/2023	21.82	21.82	22.98	22.98	22.762	350@22.76	1434@22.98	---	---	144,249	1,800	3,283,382.54	2,545,792.88	20.8	25.82	60101020
142,891,161	0.970	0.378	0.4341	1.24	27/06/2023	07/07/2017	---	---	MYTILINEOS (CR)	35	1.45 P	34.5 13/11/2023	34.94	34.64	35	35	34.894	409@34.98	50@35.04	---	---	127,940	1,894	4,464,297.80	5,001,190.64	19.94	38.3	50203000
25,000,000	2.00	0.4	0.628	1.04	07/08/2023	08/08/2003	---	---	P.P.A. S.A. (CR)	22	0.92 P	21.8 13/11/2023	21.75	21.55	22	22	21.814	26@21.95	14@22.00	10.40	2022	5,664	104	123,551.90	550,000.00	15.86	23.35	50206060
370,062,741	0.300	0.55	0.6	1	02/11/2023	19/06/2023	---	---	OPAP (CR)	14.9	---	14.9 13/11/2023	14.9	14.84	15.08	14.9	14.975	7438@14.90	219@14.96	---	---	599,485	2,676	8,977,313.67	5,513,934.84	13.0232	16.9242	40501020
426,247,547	2.83	0.6879	0.8231	0.5888	05/07/2023	18/06/1998	---	---	OTE (CR)	12.9	2.14 P	12.63 13/11/2023	12.66	12.66	13.06	12.9	12.905	37@12.89	469@12.95	---	---	556,264	2,800	7,178,356.91	5,498,593.36	12.57	15.81	15102015
1,250,367,223	0.930	---	---	---	16/05/2008	14/04/2021	---	---	PIRAEUS FINANCIAL HOLD (CR)	3.03	7.07 P	2.83 13/11/2023	2.86	2.832	3.05	3.03	2.993	29502@3.02	165@3.03	---	---	5,087,748	4,769	15,228,472.84	3,788,612.69	1.43	3.596	30101010
66,850,563	0.780	0.2239	0.1493	0.1495	09/05/2023	13/06/2018	---	---	GR. SARANTIS S.A. (CR)	8.13	1.62 P	8 13/11/2023	7.97	7.97	8.34	8.13	8.186	510@8.10	32@8.20	---	---	16,759	162	137,193.07	543,495.08	6.39	8.46	45201020
118,105,090	0.300	0.3407	0.3411	0.3798	26/06/2023	05/03/2020	---	---	TERNA ENERGY (CR)	15.25	2.97 P	14.81 13/11/2023	14.8	14.57	15.29	15.25	14.91	26@15.24	338@15.27	---	---	113,411	840	1,691,005.79	1,801,102.62	12.92	21.34	65101010

Number of Outstanding Securities	Nominal Value	Dividends [1]			Date of Last Coupon		Note	Shares	Closing price	% change	Previous closing price/date		Open price	Price min	Price max	Last price	Avg price	Last Bid [7]	Last Ask [7]	P/E after tax	Year	Volume	Trades	Transactions Value[8]	Company Mkt Value (thou. €)	Year low	Year high	Sector[4]	
		2020	2021	2022	Dividend [2]	Coupon Right																							
73,694,142	3.45	---	---	---		04/10/2023	---	OPTIMA BANK (CR)	7.099	0.17 P	7.087	13/11/2023	7.099	7.03	7.1	7.099	7.075	30@7.09	22067@7.10	---	---		96,112	332	680,021.07	523,154.71	6.88	7.202	30101010
Main Market - Medium Liquidity Class																													
13,126,020	0.660	0.0837	0.1163	0.1158	26/07/2023	04/09/2020	---	AS COMPANY SA (CR)	2.27	4.13 P	2.18	13/11/2023	2.24	2.24	2.28	2.27	2.258	28@2.22	99@2.27	---	---		1,003	9	2,264.59	29,796.07	2.02	2.76	40401030
3,114,144	0.360	0.1558	0.3427	0.2304	29/05/2023	02/06/2020	---	ALPHA TRUST (CR)	6.6	---	6.6	13/11/2023	6.6	6.45	6.6	6.45	6.58	900@5.15	890@6.45	---	---		710	19	4,671.50	20,553.35	4.32	7.05	30202010
215,805,843	0.300	0.05	---	---	30/12/2021	15/11/2022	---	ATTICA HOLDINGS (CR)	2.64	---	2.64	13/11/2023	2.64	2.64	2.64	2.64	2.646590667@2.64	44@2.75	---	---		714	3	1,884.96	569,727.43	1.865	2.75	40501015	
35,764,593	2.10	0.06	0.075	0.1046	02/05/2023	25/11/2019	---	BRIQ PROPERTIES (CR)	1.9	---	1.9	13/11/2023	1.9	1.895	1.9	1.9	1.899	940@1.89	1740@1.91	---	---		19,940	46	37,866.16	67,952.73	1.825	2.11	35102030
101,123,806	0.360	---	---	---	22/07/2010	28/06/2011	---	CENTRIC HOLDINGS (CR)	0.357	0.85 P	0.354	13/11/2023	0.35	0.347	0.359	0.357	0.353	2000@0.352	3226@0.357	---	---		60,487	56	21,359.51	36,101.20	0.263	0.457	40203040
784,500	10.00	---	0.3	---	24/05/2022	31/07/2018	---	CNL CAPITAL (CR)	7.55	-2.58 E	7.75	13/11/2023	7.75	7.35	8	7.55	7.563	5@7.30	299@7.55	-(6)-	2022		1,994	31	15,081.05	5,922.98	5	9.4	30202010
10,365,100	0.300	---	---	---	06/10/2005	13/02/2002	---	CPI SA (CR)	0.612	3.73 P	0.59	13/11/2023	0.596	0.584	0.612	0.612	0.601	215@0.606	589@0.612	---	---		20,423	61	12,266.56	6,343.44	0.536	0.892	10102030
18,680,300	0.050	---	---	---		06/07/2022	---	DIMAND (CR)	10.35	0.49 P	10.3	13/11/2023	10.35	10.3	10.45	10.35	10.379	100@10.15	124@10.35	---	---		14,691	93	152,475.35	193,341.11	10.3	14.9	35101010
11,869,224	0.540	0.087	0.136	0.15	03/07/2023	30/08/2019	---	FLEXOPACK SA (CR)	7.6	---	7.6	13/11/2023	---	---	---	---	---	20@7.60	250@7.95	---	---		---	---	---	90,206.10	7.4	9.45	50203030
48,003,921	0.400	---	---	---	30/08/1993	26/06/2023	---	IDEAL HOLDINGS (CR)	6.15	-0.16 E	6.16	13/11/2023	6.17	6.06	6.17	6.15	6.097	43@6.10	385@6.15	---	---		28,609	188	174,427.77	295,224.11	3.38	6.39	10102030
167,868,482	0.300	---	---	---	20/08/2007	28/11/2022	---	LAVIPHARM SA (CR)	0.68	3.34 P	0.658	13/11/2023	0.664	0.66	0.69	0.68	0.676	3500@0.676	4380@0.686	---	---		78,002	90	52,733.93	114,150.57	0.366	0.78	20103015
4,740,000	0.860	---	---	---		14/03/2003	---	LOGISMOS S.A. (CR)	1.21	---	1.21	13/11/2023	---	---	---	---	---	100@1.09	1721@1.20	-(6)-	2022		---	---	---	5,735.40	0.91	1.41	10101015
17,120,280	0.940	0.06	0.06	---	27/06/2022	26/06/2023	---	LOULIS FOOD (CR)	2.73	1.11 P	2.7	13/11/2023	2.65	2.65	2.74	2.73	2.697	4@2.73	790@2.74	---	---		4,954	54	13,363.07	46,738.36	2.38	3.7	45102020
4,419,616	1.58	---	---	0.1531	10/07/2023	04/03/2015	---	MEDICON S.A (CR)	3.55	3.20 P	3.44	13/11/2023	3.45	3.3	3.58	3.55	3.49	400@3.51	282@3.56	---	---		16,900	94	58,977.08	15,689.64	2.84	4.4	20102010
468,700		2.24	3.42	---	03/05/2022	21/05/2004	---	MERMEREN KOMB. A.D. PR. (GDR)	46.6	-0.85 E	47	13/11/2023	46	46	47	47	46.549	1@46.00	20@46.80	1.56	2022		51	6	2,374.00	21,841.42	31	59	55102000
10,500,000	0.950	---	---	---	24/06/2008	21/07/2023	---	MEVACO SA (CR)	3.6	-1.10 E	3.64	13/11/2023	3.58	3.5	3.6	3.6	3.566	107@3.54	304@3.60	11.93	2022		1,684	15	6,004.60	37,800.00	2.52	4.22	55102015
31,317,025	0.400	---	---	---	26/04/2007	10/05/2023	---	MIG (CR)	3.93	2.61 P	3.83	13/11/2023	3.875	3.84	3.95	3.93	3.925	2@3.90	300@3.93	---	---		6,402	54	25,130.16	123,075.91	0.987	8.4	30202000
87,127,162	0.500	---	---	---	08/06/2023	28/07/2021	---	PREMIA (CR)	1.14	1.42 P	1.124	13/11/2023	1.12	1.12	1.144	1.14	1.133	1300@1.14	709@1.14	---	---		55,423	149	62,810.13	99,324.96	1.07	1.41	35102000
24,377,795	0.230	---	---	0.04	03/07/2023	08/06/2022	---	PROFILE SA (CR)	3.92	2.62 P	3.82	13/11/2023	3.82	3.82	3.99	3.92	3.892	1015@3.90	549@3.92	---	---		43,243	132	168,319.92	95,560.96	2.575	4.96	10101010
27,345,120	0.280	---	---	---	18/07/2005	26/02/2014	---	QUALITY & RELIABILITY SA (CR)	0.558	1.82 P	0.548	13/11/2023	0.548	0.53	0.56	0.558	0.545	200@0.540	1070@0.558	---	---		43,936	143	23,953.60	15,258.58	0.465	0.824	10101010
6,456,530	1.08	0.0804	0.12	0.1314	17/07/2023	02/08/2010	---	SPACE HELLAS SA (CR)	6.74	3.06 P	6.54	13/11/2023	6.46	6.42	6.88	6.74	6.528	30@6.66	48@6.74	---	---		3,032	47	19,793.74	43,517.01	5.28	10	15101010
17,190,046	0.290	---	---	---	16/11/1992	30/11/2022	---	UNIBIOS (CR)	1.125	1.35 P	1.11	13/11/2023	1.12	1.09	1.14	1.125	1.116	639@1.13	700@1.14	---	---		18,220	65	20,326.77	19,338.80	0.558	1.31	50204000
32,413,681	0.370	---	---	---	15/07/2009	11/05/2000	---	ALUMIL (CR)	2.71	4.63 P	2.59	13/11/2023	2.61	2.56	2.8	2.71	2.708	400@2.67	3@2.71	---	---		39,289	238	106,396.87	87,841.08	1.986	4.26	55102035
3,534,269	3.44	(0.4452)	0.8907	0.2092	30/10/2023	19/07/2022	---	ANDROMEDA SA (CR)	6.64	-0.60 E	6.68	13/11/2023	6.68	6.54	6.68	6.64	6.622	338@6.54	331@6.64	---	2022		1,436	30	9,508.74	23,467.55	5.9	7.4	30204000
15,300,000	0.300	---	---	---	30/07/2009	13/12/1999	---	ATTICA PUBLICATIONS SA (CR)	0.304	---	0.304	13/11/2023	---	---	---	---	---	1801@0.302	45@0.330	---	---		---	---	---	4,651.20	0.236	0.39	40301030
18,810,000	0.400	---	---	---	08/07/2010	14/11/2007	---	VARVERIS - MODA BAGNO SA (CR)	1.42	---	1.42	13/11/2023	1.42	1.33	1.44	1.42	1.388	150@1.36	980@1.42	---	---		8,875	33	12,320.90	26,710.20	0.6	1.44	40401025
23,986,500	1.04	---	---	---	26/06/2009	28/08/2023	---	BIOKARPET S.A.(CR)	2.67	3.89 P	2.57	13/11/2023	2.63	2.61	2.72	2.67	2.659	1006@2.61	185@2.67	---	---		17,751	70	47,207.68	64,043.96	1.5	3.47	50101035
6,325,000	0.600	---	0.19	0.153	03/07/2023	17/02/2014	---	VOYATZOGLOU (CR)	2.22	---	2.22	13/11/2023	2.22	2.16	2.26	2.22	2.185	161@2.18	400@2.24	---	---		2,532	32	5,533.68	14,041.50	1.97	2.8	50205010
24,060,000	0.300	0.035	0.055	0.075	25/04/2023	01/07/2019	---	GEN. COMMERCIAL & IND.SA (CR)	1.77	4.12 P	1.7	13/11/2023	1.7	1.7	1.77	1.77	1.729	2700@1.75	1524@1.77	10.94	2022		4,000	10	6,916.65	42,586.20	1.175	2.11	50205010
15,878,748	0.480	---	---	---	10/07/2006	22/03/2004	---	DOMIKI KRITIS SA (CR)	3.45	-0.29 E	3.46	13/11/2023	3.45	3.35	3.49	3.45	3.4	100@3.38	5909@3.45	---	---		8,349	72	28,385.12	54,781.68	0.71	3.6	50101010
34,720,000	0.310	---	---	---	16/06/2010	01/08/2007	---	DROMEAS SA (CR)	0.348	2.66 P	0.339	13/11/2023	0.341	0.34	0.348	0.348	0.344	500@0.335	1082@0.347	---	---		4,010	15	1,379.10	12,082.56	0.3	0.45	40202015
13,673,200	0.420	---	---	---	18/07/2008	26/07/2001	---	EVROFARMA SA (CR)	0.94	---	0.94	13/11/2023	---	---	---	---	---	700@0.890	190@0.955	---	---		---	---	---	12,852.81	0.684	1.19	45102020
18,410,839	1.00	0.027	0.262	0.202	23/08/2023	10/09/2010	---	ELASTRON (CR)	2.79	4.89 P	2.66	13/11/2023	2.6	2.54	2.8	2.79	2.682	1000@2.70	150@2.72	---	---		16,536	84	44,348.90	51,366.24	2.21	3.82	55102010
3,307,500	0.210	---	---	0.4	13/10/2023	30/11/2022	---	ELVE SA (CR)	4.86	-0.82 E	4.9	13/11/2023	4.74	4.74	4.86	4.86	4.824	300@4.80	235@4.86	19.16	2022		115	7	554.80	16,074.45	4.5	5.9	40204020
60,295,607	0.240	---	---	---	09/07/2007	01/07/2021	---	ELGEKA SA (CR)	0.55	---	0.55	13/11/2023	---	---	---	---	---	6500@0.540	5160@0.564	---	---		---	---	---	33,1			

Number of Outstanding Securities	Nominal Value	Dividends [1]			Date of Last Coupon		Note	Shares	Closing price	% change	Previous closing price/date		Open price	Price min	Price max	Last price	Avg price	Last Bid [7]	Last Ask [7]	P/E after tax	Year	Volume	Trades	Transactions Value[8]	Company Mkt Value (thou. €)	Year low	Year high	Sector[4]	
		2020	2021	2022	Dividend [2]	Right																							
19,864,886	5.60	0.672	0.672	0.672	20/04/2023	02/07/2008	---	BANK OF GREECE (CR)	13.7	-0.72	€	13.8	13/11/2023	13.8	13.6	13.85	13.8	13.733	2@13.80	545@13.90	---	---	12,721	102	174,691.50	272,148.94	12.8	18	30101010
26,730,187	0.520	0.08	0.1	0.12	29/06/2023	01/08/2017	---	ELTON SA (CR)	1.99	1.53	P	1.96	13/11/2023	1.955	1.955	1.995	1.99	1.985	23@1.98	703@2.00	---	---	27,145	104	53,896.15	53,193.07	1.8	2.92	50205010
30,000,000	0.050	0.06	0.09	0.1	09/06/2023	11/06/2020	---	ENTERSOFT (CR)	5.96	2.76	P	5.8	13/11/2023	5.8	5.8	5.96	5.96	5.877	1000@5.84	123@5.96	---	---	6,360	58	37,375.64	178,800.00	3.61	6.36	10101015
36,300,000	1.12	0.223	0.2186	---	14/09/2022	12/12/2007	---	THESSALONIKA WATER & SEWERAGE	3.05	1.67	P	3	13/11/2023	2.98	2.96	3.05	3.05	2.992	250@2.99	408@3.05	---	---	7,373	51	22,062.05	110,715.00	2.92	3.92	65102030
15,083,480	0.300	---	---	---	02/06/2010	04/02/2022	---	EUROCONSULTANTS S.A. (CR)	1.085	3.33	P	1.05	13/11/2023	1.035	1.035	1.09	1.085	1.056	1000@1.06	245@1.07	---	---	28,585	73	30,176.22	16,365.58	0.576	1.14	50205020
86,735,980	0.310	---	---	---	06/07/2009	07/09/2023	---	ATHENS MEDICAL CENTER SA (CR)	1.785	2.59	P	1.74	13/11/2023	1.79	1.775	1.79	1.79	1.783	50@1.74	500@1.78	---	---	1,810	9	3,227.60	154,823.72	1.375	2.15	20101025
114,320,400	0.100	---	0.01	---	26/11/2021	05/08/2019	---	IKTINOS HELLAS SA (CR)	0.48	2.13	P	0.47	13/11/2023	0.485	0.4685	0.485	0.48	0.474	421@0.470	200@0.482	---	---	146,044	189	69,259.28	54,873.79	0.402	0.734	50101035
8,226,132	0.450	---	---	0.02	17/07/2023	13/10/2014	---	ILYDA S.A. (CR)	1.29	0.78	P	1.28	13/11/2023	1.28	1.28	1.33	1.29	1.284	350@1.28	768@1.31	8.26	2022	2,210	14	2,837.45	10,611.71	1.055	1.92	10101015
2,566,836	0.440	---	0.016	0.016	03/07/2023	09/01/2007	---	INTERWOOD-XYLEMPORIA (PR)	0.296	2.07	P	0.29	13/11/2023	0.314	0.294	0.314	0.294	0.296	39@0.272	450@0.296	---	---	159	7	47.13	12,655.17	0.192	0.5	50101020
34,986,430	0.440	---	---	---	25/07/2008	23/02/2010	---	INTERWOOD-XYLEMPORIA (CR)	0.34	2.10	P	0.333	13/11/2023	0.339	0.337	0.343	0.341	0.34	100@0.340	6300@0.341	---	---	42,302	26	14,401.59	12,655.17	0.1975	0.49	50101020
18,567,912	0.590	0.12	0.24	---	05/07/2023	26/01/2021	---	INTERLIFE G.C.I.(CR)	3.95	2.07	P	3.87	13/11/2023	3.87	3.85	3.95	3.95	3.879	250@3.90	120@3.95	---	2022	5,014	24	19,448.84	73,343.25	3.47	4.95	30302025
8,424,900	0.500	---	---	---	12/07/2010	04/07/2019	---	INTERTECH SA (CR)	1.3	3.18	P	1.26	13/11/2023	1.26	1.2	1.3	1.3	1.268	1750@1.27	162@1.30	22.44	2022	19,583	46	24,834.91	10,952.37	0.92	1.72	50205010
19,804,134	0.150	---	---	---	01/07/2004	06/11/2017	---	KEKROPS SA (CR)	1.68	2.44	P	1.64	13/11/2023	1.68	1.6	1.795	1.68	1.707	678@1.65	320@1.68	3.19	2022	123,863	293	211,377.84	33,270.95	0.903	1.795	35101010
40,219,218	0.260	---	---	---	29/08/2022	10/06/2019	---	KLOUKINAS - LAPPAS SA (CR)	1.16	7.41	P	1.08	13/11/2023	1.125	1.12	1.175	1.16	1.156	4000@1.16	16908@1.16	---	---	214,820	295	248,253.53	46,654.29	0.5	1.265	50101010
11,510,102	0.890	---	---	---	24/06/2005	06/10/1999	---	NAFPAKTOS TEXTILE (CR)	1.02	0.99	P	1.01	13/11/2023	1.02	1	1.05	1.02	1.021	500@0.940	656@1.02	---	---	2,252	16	2,299.32	11,740.30	0.9	1.31	55101020
21,224,340	0.420	0.0035	0.02	---	06/09/2022	25/04/2006	---	KORDELLOS BROS SA (CR)	0.53	0.38	P	0.528	13/11/2023	0.53	0.53	0.53	0.53	0.53	700@0.524	250@0.536	4.66	2022	4,245	11	2,249.85	11,248.90	0.451	0.74	55102010
33,065,136	0.380	0.2	0.2001	0.2004	24/08/2023	16/09/2013	---	KRI-KRI S.A. (CR)	8.54	-0.70	€	8.6	13/11/2023	8.58	8.44	8.6	8.56	8.552	23@8.52	550@8.60	88.94	2022	3,272	22	27,982.94	282,376.26	6.08	9.8	45102020
7,595,160	0.600	---	---	---	10/09/2019	18/08/2010	---	KIRIAKOULIS SHIPPING SA (CR)	1.08	---	↘	1.08	13/11/2023	1.08	0.934	1.08	1.08	1.063	49@0.994	2119@1.08	---	---	5,236	8	5,564.73	8,202.77	0.868	1.265	40501015
6,200,000	0.500	---	---	---	22/06/2010	01/11/1995	---	MINERVA KNITWEAR (CR)	0.55	-1.79	€	0.56	13/11/2023	0.55	0.55	0.55	0.55	0.55	600@0.500	4544@0.540	---	---	410	3	225.50	3,410.00	0.4	0.68	40204020
5,939,268	0.620	---	---	---	10/07/2003	03/01/2002	---	LANAKAM SA (CR)	0.955	1.06	P	0.945	13/11/2023	0.94	0.94	0.97	0.97	0.955	100@0.935	4404@0.970	---	---	3,090	11	2,952.01	5,672.00	0.716	1.4	40401020
9,819,370	0.500	---	---	---	14/08/2007	09/01/2004	---	MATHIOS REFRACTORY SA (CR)	0.955	2.69	P	0.93	13/11/2023	1	0.95	1.02	1	0.957	89@0.950	950@1.00	---	---	679	10	649.65	9,377.50	0.565	1.6	55101000
30,150,000	0.360	0.02	0.0401	0.0908	15/06/2023	25/04/2019	---	MOTODYNAMICS S.A. (CR)	2.92	1.39	P	2.88	13/11/2023	2.9	2.84	2.92	2.92	2.88	1000@2.85	344@2.92	---	---	9,986	56	28,758.38	88,038.00	2.04	3.77	40401030
43,200,000	1.00	---	0.0824	---	07/09/2022	13/09/2023	---	MPLE KEDROS (CR)	2.95	---	↘	2.95	13/11/2023	2.95	2.95	2.95	2.95	2.95	---	200@3.00	---	---	2,500	5	7,375.00	127,440.00	2.19	2.96	35102000
2,160,524	0.670	---	---	---	03/12/2018	23/11/1999	---	N. LEVENTERIS (PR)	0.358	---	↘	0.358	13/11/2023	---	---	---	---	---	---	150@0.358	---	2022	---	---	---	3,120.18	0.218	0.434	55102010
4,971,466	1.46	---	---	---	04/07/2007	08/10/2003	---	PAIRIS SA (CR)	1	3.95	P	0.962	13/11/2023	0.994	0.992	1	1	0.999	130@0.978	129@1.00	---	---	1,171	12	1,169.66	4,971.47	0.83	1.47	50203030
27,098,594	0.540	0.07	0.05	0.0401	22/05/2023	14/01/2021	---	PAPOUTSANIS (CR)	2.29	0.88	P	2.27	13/11/2023	2.25	2.25	2.31	2.29	2.298	150@2.26	1704@2.29	20.68	2022	25,450	52	58,494.82	62,055.78	1.8	2.51	45201020
7,070,400	0.930	0.1081	0.3242	0.2593	03/07/2023	06/05/2016	---	PETROPOULOS PETROS (CR)	8.92	-0.22	€	8.94	13/11/2023	8.96	8.86	8.96	8.94	8.92	216@8.86	260@8.96	---	---	3,930	31	35,055.38	63,067.97	5.9	9.22	50206015
43,741,452	0.660	0.16	0.2723	0.2629	31/05/2023	01/11/1999	---	THRACE PLASTICS SA (CR)	4.175	1.70	P	4.105	13/11/2023	4.115	4.115	4.175	4.175	4.15	143@4.14	26@4.18	---	---	17,093	155	70,933.27	182,620.56	3.75	5.68	50203015
21,912,599	0.300	---	---	0.048	18/05/2023	23/02/2007	---	REVOIL (CR)	1.95	2.90	P	1.895	13/11/2023	1.895	1.84	1.95	1.95	1.878	250@1.92	73@1.95	---	---	40,288	181	75,675.74	42,729.57	1.21	2.3	60101020
13,582,223	1.35	---	---	---	24/06/2008	02/02/2016	---	SIDMA STEEL (CR)	2.23	1.83	P	2.19	13/11/2023	2.22	2.14	2.24	2.23	2.18	250@2.19	290@2.23	---	---	4,702	38	10,248.84	30,288.36	1.85	3.3	55102010
40,693,350	5.00	---	---	---	03/07/2006	26/05/2015	---	TECHNICAL OLYMPIC SA (CR)	2.38	0.85	P	2.36	13/11/2023	2.33	2.32	2.4	2.38	2.358	500@2.37	108@2.38	---	---	6,298	44	14,848.50	96,850.17	1.76	3.12	40202010
3,048,000	0.300	---	---	---	06/07/2007	01/06/2021	---	TZIRAKIAN PROFIL (CR)	1.8	-2.17	€	1.84	13/11/2023	1.8	1.8	1.87	1.8	1.807	1500@1.79	25@1.84	31.53	2022	9,628	54	17,394.78	5,486.40	1.6	2.39	55102010
10,203,575	0.730	---	---	---	16/07/2007	18/10/1999	---	FIERATEX SA (CR)	0.387	4.88	P	0.369	13/11/2023	0.387	0.387	0.388	0.388	0.387	1000@0.380	619@0.388	---	2022	1,059	4	409.98	3,948.78	0.31	0.56	55101020
8,340,750	1.16	---	---	---	25/06/2009	17/09/2018	---	HAIDEMENOS SA (CR)	0.605	0.83	P	0.6	13/11/2023	0.605	0.605	0.605	0.605	0.605	598@0.605	150@0.670	---	2022	2	1	1.21	5,046.15	0.452	0.8	50205030

Main Market - Low Liquidity Class

14,000,000	4.15	---	3.42	0.26	19/07/2023	29/06/1999	---	ALPHA REAL ESTATE SA(CR)	6.82	2.40	P	6.66	13/11/2023	6.66	6.66	6.92	6.82	6.768	100@6.78	4@6.82	---	---	1,030	13	6,971.20	95,480.00	6.32	9.22	35101015
50,014,177	0.050	---	---	---	04/06/2008	27/03/2023	---	ATTICA BANK S.A. (CR)	11.48	-1.88	€	11.7	13/11/2023	11.4	11.26	11.68	11.48	11.387	50@11.40	250@11.68	---	---	1,347	34	15,337.74	574,162.75	10.56	48.75	30101010
155,154,947	0.040	---	---	---	01/07/2008	21/02/2020	---	AVE (CR)	0.514	---	↘	0.514	13/11/2023	0.514	0.514	0.514	0.514	0.514	2000@0.502	1000@0.514	---	---	2,000	2	1,028.00	79,749.64	0.492	0.586	40301010

Number of Outstanding Securities	Nominal Value	Dividends [1]			Date of Last Coupon		Note	Shares	Closing price	% change	Previous closing price/date		Open price	Price min	Price max	Last price	Avg price	Last Bid [7]	Last Ask [7]	P/E after tax	Year	Volume	Trades	Transactions Value[8]	Company Mkt Value (thou. €)	Year low	Year high	Sector[4]	
		2020	2021	2022	Dividend [2]	Right																							
10,500,000	4.00	0.37	0.29	0.3	16/05/2023	02/08/2016	---	INTERCONTINENTAL (CR)	6.35	---	↘	6.35	13/11/2023	---	---	---	---	301@6.15	600@6.35	12.11	2022	---	---	---	66,675.00	6.1	6.85	35102000	
57,434,884	1.17	---	---	---	05/06/2008	12/06/2009	---	REDS S.A. (CR)	2.42	---	↘	2.42	13/11/2023	---	---	---	---	20@2.31	242@2.42	---	---	---	---	---	138,992.42	2.06	3	35101010	
152,360,643	0.500	0.01	0.02	0.03	23/06/2023	10/06/2020	---	TRASTOR REAL EST. INV. CO.(CR)	1.11	---	↘	1.11	13/11/2023	---	---	---	---	1000@1.05	1000@1.10	---	---	---	---	---	169,120.31	0.965	1.23	35102000	
15,000,000	0.300	---	---	---	06/07/2007	18/07/2000	---	DAIOS PLASTICS SA (CR)	3.3	---	↘	3.3	13/11/2023	---	---	---	---	---	400@3.18	---	---	---	---	---	49,500.00	2.92	3.54	50203015	
2,760,000	11.83	9.4	11	11.8	14/06/2023	16/07/1990	---	KARELIA (CR)	298	---	↘	298	13/11/2023	300	294	300	298	296.769	27@298.00	7@306.00	---	---	13	5	3,858.00	822,480.00	288	364	45103010
6,700,000	0.800	0.179	0.047	0.047	23/08/2023	29/05/2014	---	MILLS KEPENOS (CR)	2.06	6.74	P	1.93	13/11/2023	2.06	2.06	2.06	2.06	2.06	455@2.06	300@2.12	15.22	2022	599	4	1,233.94	13,802.00	1.93	2.7	45102020
18,017,472	0.360	---	---	---	09/09/2022	28/08/2017	---	KTIMA KOSTAS LAZARIDIS SA (CR)	1.89	---	↘	1.89	13/11/2023	---	---	---	---	125@1.78	100@1.90	---	---	---	---	---	34,053.02	1.55	2.06	45101015	
21,364,000	1.12	---	---	0.4	21/08/2023	08/03/2023	---	LAMPSPA HOTEL SA (CR)	29.2	---	↘	29.2	13/11/2023	---	---	---	---	400@27.80	389@29.80	---	---	---	---	---	623,828.80	20.6	29.8	40501025	
32,188,050	1.04	---	---	---	21/07/2008	20/01/2000	---	MOUZAKIS (CR)	0.6	---	↘	0.6	13/11/2023	0.625	0.625	0.625	0.625	0.625	500@0.595	380@0.625	---	---	200	1	125.00	19,312.83	0.57	0.806	55101020
8,321,682	0.670	---	---	---	17/08/2007	23/11/1999	---	N. LEVENTERIS (CR)	0.282	---	↘	0.282	13/11/2023	---	---	---	---	---	---	2240@0.280	---	2022	---	---	---	3,120.18	0.22	0.364	55102010
6,340,000	0.600	0.134	0.17	0.1	09/12/2022	12/01/2023	---	NAKAS MUSIC	2.9	2.84	P	2.82	13/11/2023	2.82	2.82	2.96	2.9	2.907	150@2.86	94@2.96	---	---	472	13	1,372.32	18,386.00	2.16	3.02	40401030
10,080,000	3.00	1.42	1.5	1.45	11/05/2023	27/08/2001	---	TPA SA (CR)	22.9	---	↘	22.9	13/11/2023	---	---	---	---	---	286@22.90	50@23.50	---	---	---	---	---	230,832.00	22	26.3	50206060
27,379,200	0.980	---	---	0.45	01/08/2023	29/08/2022	---	CRETE PLASTICS SA (CR)	15	-0.66	€	15.1	13/11/2023	15	14.9	15	15	14.984	500@14.60	142@15.00	---	---	310	5	4,645.00	410,688.00	14.2	17.9	50203015
255,494,534	2.71	0.352	0.279	0.255	16/06/2023	30/09/2021	---	PRODEA (CR)	7.3	---	↘	7.3	13/11/2023	---	---	---	---	---	5221@7.30	79@7.40	---	---	---	---	---	1,865,110.10	6.5	8.6	35102000
4,181,450	0.500	---	---	---	21/08/2000	05/03/2002	---	FLOUR MILLS SARANTOPOULOS SA	1.1	---	↘	1.1	13/11/2023	---	---	---	---	---	---	---	---	---	---	---	---	4,599.60	0.875	1.5	45102020

Exchange Traded Funds (ETFs)

924,675	---	---	---	---	15/06/2016	---	ALPHA ETF FTSE Athex Large Cap	30.19	2.34	P	29.5	13/11/2023	29.48	29.48	30.29	30.19	29.943	10@30.10	1@32.00	---	---	13,177	16	394,564.49	---	22.5	35	12003
---------	-----	-----	-----	-----	------------	-----	--------------------------------	-------	------	---	------	------------	-------	-------	-------	-------	--------	----------	---------	-----	-----	--------	----	------------	-----	------	----	-------

Surveillance

356,314,416	0.060	---	---	---	07/07/2010	21/09/2017	5160	FRIGOGLASS SA (CR)	0.1	6.95	P	0.0935	13/11/2023	0.102	0.1	0.102	0.1	0.10150000@0.099	300825@0.100	---	---	1,907,360	156	192,659.35	35,631.44	0.05	0.158	50204000
65,326,268	0.530	---	---	---	04/07/2007	19/07/2006	4750	SATO SA (CR)	0.035	6.06	P	0.033	13/11/2023	0.035	0.035	0.035	0.035	0.03510000@0.033	15938@0.035	---	---	30,000	4	1,050.00	2,286.42	0.018	0.069	40202015
13,191,620	0.620	---	---	---	04/08/2010	09/09/2002	5232	YALCO - CONSTANTINOU (CR)	0.197	---	↘	0.197	13/11/2023	---	---	---	---	3344@0.181	779@0.212	---	---	---	---	---	2,598.75	0.12	0.28	40202020
13,000,000	1.00	---	---	---	01/08/2007	07/04/2000	5093	AKRITAS SA (CR)	0.65	---	↘	0.65	13/11/2023	---	---	---	---	550@0.630	660@0.700	---	---	---	---	---	8,450.00	0.414	0.745	50101035
221,519,681	0.300	---	---	---	02/07/2008	28/02/2011	4957	ANEK LINES SA (CR)	0.272	0.74	P	0.27	13/11/2023	0.264	0.264	0.272	0.272	0.267 4000@0.270	7500@0.274	---	---	46,284	25	12,352.19	61,166.74	0.177	0.3	40501015
312,163	0.300	---	---	---	02/07/2008	28/02/2011	4959	ANEK LINES SA (PR, issue '90)	0.072	---	↘	0.072	13/11/2023	---	---	---	---	37707@0.079	---	---	---	---	---	---	61,166.74	0.072	0.086	40501015
2,969,713	0.300	---	---	---	02/07/2008	28/02/2011	4958	ANEK LINES SA (PR, issue '96)	0.3	---	↘	0.3	13/11/2023	0.28	0.28	0.3	0.3	0.297 284@0.280	---	---	---	1,716	2	510.48	61,166.74	0.173	0.38	40501015
17,579,754	4.16	---	---	---	18/08/2006	02/08/2010	---	BIOTER SA (CR)	0.27	9.76	P	0.246	13/11/2023	0.246	0.246	0.27	0.27	0.269 3854@0.262	1052@0.270	---	---	4,146	6	1,115.92	4,746.53	0.198	0.398	50101010
54,654,600	0.050	---	---	---	01/07/1998	30/12/2022	5275	VIS SA (CR)	0.322	---	↘	0.322	13/11/2023	---	---	---	---	---	575@0.290	---	2022	---	---	---	17,598.78	0.136	0.378	50203030
51,754,364	0.300	---	---	---	23/12/2003	24/01/2007	5197	SELECTED TEXT. IND. ASSOC (CR)	0.11	10.00	P	0.1	13/11/2023	0.11	0.11	0.11	0.11	0.11 1000@0.100	9167@0.107	---	---	8,700	16	957.00	5,692.98	0.0955	0.202	55101020
15,842,391	1.51	---	---	---	15/07/2009	12/05/2000	5141	BITROS HOLDING SA (CR)	0.47	4.44	P	0.45	13/11/2023	0.47	0.47	0.47	0.47	0.47 1088@0.470	1000@0.490	---	---	4,212	4	1,979.64	7,445.92	0.376	0.82	55102010
24,319,250	0.300	---	---	---	09/07/2002	04/07/2007	5165	PROODEFTIKH SA (CR)	0.436	---	↘	0.436	13/11/2023	---	---	---	---	---	1326@0.400	---	---	---	---	---	10,603.19	0.4	0.6	50101010
28,438,268	0.070	---	---	---	21/08/2006	24/11/1999	5253	SPIROY AGRICULTURE SA (CR)	0.2	---	↘	0.2	13/11/2023	---	---	---	---	---	2900@0.193	---	---	---	---	---	5,687.65	0.144	0.24	45102010
1,011,000	1.00	---	---	---	01/07/2004	11/12/2012	5193	TRIA ALFA SA (CR)	7.65	-3.77	€	7.95	13/11/2023	7.65	7.65	7.7	7.65	7.668 100@7.20	81@7.80	58.59	2022	215	10	1,648.70	7,734.15	7.5	16.9	55101020

Suspension Status

66,948,210	0.300	---	---	---	22/09/2015	22/09/2015	5179	FOLLI FOLLIE (CR)	4.8	---	↘	4.8	24/05/2018	---	---	---	---	---	---	---	---	---	---	---	---	---	321,351.41	4.8	4.8	40401030
12,417,000	0.310	---	---	---	27/08/2019	28/08/2017	5233	MLS MULTIMEDIA SA (CR)	0.57	---	↘	0.57	12/05/2020	---	---	---	---	---	---	---	---	---	---	---	---	---	7,077.69	0.57	0.57	10101015
6,330,002	0.300	---	---	---	25/06/2002	15/03/2019	5278	VARVARESSOS (CR)	0.24	---	↘	0.24	02/05/2023	---	---	---	---	---	---	---	---	---	---	---	---	---	1,519.20	0.16	0.25	55101020
3,961,300	1.28	---	---	---	29/06/2004	03/08/2000	5248	DUROS SA (CR)	0.25	---	↘	0.25	24/04/2023	---	---	---	---	---	---	---	---	---	---	---	---	---	990.33	0.2	0.3	40204020

Number of Outstanding Securities	Nominal Value	Dividends [1]			Date of Last Coupon		Note	Shares	Closing price	% change	Previous closing		Open price	Price min	Price max	Last price	Avg price	Last Bid [7]	Last Ask [7]	P/E after tax	Year	Volume	Trades	Transactions Value[8]	Company Mkt Value (thou. €)	Year low	Year high	Sector[4]
		2020	2021	2022	Dividend [2]	Right					price/date																	
7,085,888	1.59	---	---	---	02/07/1996	06/09/2010	5216	ELVIEMEK (CR)	2.6	---	↘	2.6 30/09/2019	---	---	---	---	---	---	---	---	---	---	---	---	18,423.31	2.6	2.6	35101010
7,125,216	0.650	---	---	---	01/07/2005	14/12/1999	4955	KRE.KA SA (CR)	0.28	---	↘	0.28 06/04/2023	---	---	---	---	---	---	---	---	---	---	---	---	1,995.06	0.17	0.43	45102010
7,734,375	1.00	---	---	---	09/07/2007	07/01/2011	5277	LIVANIS SA (CR)	0.125	---	↘	0.125 28/04/2023	---	---	---	---	---	---	---	---	---	---	---	---	966.80	0.12	0.18	40301030

Shares' Notes

Code	Note text
()	- Adjusted dividends.
*	- Last adjusted closing price.
[1]	- Net dividends.
[2]	- The "Date of Last Coupon" for New listings refers to the date company's stocks started to trade in Athex
[3]	- The Company Market Value is referred to the number of outstanding shares
[4]	- Sectors codification can be found in Appendix A
[5]	- The Market Value refers to the total number of shares listed (including their several classes) in the exchange by the company.
[6]	- P/E greater than 100
[7]	- Last view of the Order Book before the end of the trading session
[8]	- All Blocks Methods' Transactions Value are included.
4750	- Transfer to the Under Surveillance Category from 8/4/2011.
4955	- Transfer to the Surveillance Category as from 5/4/2013.
4957	- Transfer to the Surveillance Category as from 5/4/2013.
4958	- Transfer to the Surveillance Category as from 5/4/2013.
4959	- Transfer to the Surveillance Category as from 5/4/2013.
5093	- Transfer to the Surveillance Category as of 8/4/2015.
5141	- Transfer to the Surveillance Category as of 10/05/2017.
5160	- Transfer to the Surveillance Category as of 15/04/2016.
5165	- Transfer to the Surveillance Category as of 15/02/2018.
5179	- Suspension of trading as of 25/05/2018.
5193	- Transfer to the Surveillance Category as of 25/10/2018.
5197	- Transfer to the Surveillance Category as of 07/11/2018.
5216	- Suspension of trading as of 01/10/2019.
5232	- Transfer to the Under Surveillance Category from 08/04/2011.
5233	- Suspension of trading as of 13/05/2020.
5248	- Transfer to the Surveillance Category as of 06/09/20116.
5253	- Transfer to the Surveillance Category as of 14/5/2021.
5275	- Transfer to the Surveillance Category as of 09/07/2020.
5277	- Suspension of trading as of 02/05/2023.
5278	- Suspension of trading as of 03/05/2023.

Securities Blocks Details

Securities	Block Volume	Price	Block Trade Value	Time of approval	Note
PPC (CR)	62,587	10.36	648,401.32	10:44:31	20
PPC (CR)	36,000	10.34	372,240.00	10:45:18	20
CENERGY HOLDINGS (CB)	52,951	6.67	353,183.17	10:54:14	20
EUROBANK HOLDINGS (CR)	284,000	1.51	429,266.00	11:05:45	20
TITAN CEMENT (CB)	40,000	19.14	765,600.00	11:45:12	20
OTE (CR)	73,000	12.85	938,050.00	11:46:06	20
EUROBANK HOLDINGS (CR)	300,000	1.56	466,800.00	12:41:20	20
EUROBANK HOLDINGS (CR)	250,000	1.56	388,750.00	13:48:13	20
OPAP (CR)	26,306	15.00	394,590.00	14:38:52	20
ALPHA SERVICES HOLD (CR)	327,851	1.46	478,662.46	14:54:51	20
INTRAKAT (CR)	100,000	3.46	346,000.00	15:55:31	20
EUROBANK HOLDINGS (CR)	1,000,000	1.56	1,561,000.00	16:27:39	20
TITAN CEMENT (CB)	32,000	19.16	613,120.00	16:39:55	20
NATIONAL BANK (CR)	145,601	5.74	835,458.54	16:59:42	20
EUROBANK HOLDINGS (CR)	594,087	1.57	929,746.16	17:12:41	20
ALPHA SERVICES HOLD (CR)	245,000	1.48	362,232.50	17:18:08	20
EUROBANK HOLDINGS (CR)	215,000	1.58	339,700.00	17:18:16	20

Blocks Notes

- 9 - Method 6-1 / Special Fees
- 10 - Method 6-1 / Special Fees, SDS
- 14 - Method 6-3 / Settlement, Incomplete Buy and Sell
- 18 - Method 6-2 / SPOT 1
- 19 - Method 6-2 / SPOT 2
- 20 - Method 6-1 and Method 6-1 Same Day Settlement
- 21 - Other Pre-agreed

Shares Rights Details

Occured date	Exercise from	Exercise until	Trading until	Rights	Price min	Price max	Closing price	Last Bid	Last Ask	Volume	Trades	Transactions Value
--------------	---------------	----------------	---------------	--------	-----------	-----------	---------------	----------	----------	--------	--------	--------------------

No Rights Transactions.

Forced Sales Details

Securities	Category of Security	Transactions Volume	Number of Trades	Transactions Value	Note
OTE (CR)	Stocks	1,853	1	23,903.70	1

Forced Sales Notes

- 1 - Compulsory Public Forced Sales
- 2 - Forced Sales of Fixed Registered Shares
- 3 - Forced Sales of Remaining Fractional Shares

Exchange Traded Funds (ETFs) Characteristics

	Transactions Date (T)	Creation / Redemption	Units (T-1)	New Units (T-1)	Redemption Units (T-1)	Units (T) [1]	Fund Assets [2]	Net Unit Price	Dividend per Unit	Dividend Date
ALPHA ETF FTSE Athex Large Cap	14/11/2023	5,000	924,675	---	---	924,675	27,196,730.00	29.4122	0.62	03/07/2023

ETFs Notes

[1] - Units (T) = Units (T-1) + New Units (T-1) - Redemption Units (T-1)

[2] - The Creation / Redemption Units of T-1 are included.

Non Convertible Corporate Bonds - Regulated Market

Num Listed Bonds	Nominal price	Issue price	Today's Rate	Exp. Date	Duration (years)	Note	Coupon		Trading Unit	Corporate Bonds	Accrued Int.	Yield.T.Mat	Price min	Price max	Closing price	Previous closing price/date	Volume	Transactions Value	Last order		ear min	Year max		
							Common	Preferred											Price	Buy / Sell				
100,000	1,000.00	1,000.00	2.95	11/02/2027	5	---	4	---	1	SAFE BULKERS PARTICIPATIONS PLC (Non Convertible)	7.9486	5.9050	90.7000	91.0000	91.0000	90.5100	13/11/2023	4,000	3,668.79	90.0003	B	14/11/2023	89.9269	97.9500
320,000	1,000.00	1,000.00	3.40	21/07/2027	7	---	7	---	1	LAMDA DEVELOPMENT S.A. (Non Convertible)	11.1444	5.3570	91.3101	92.2900	91.9999	92.2480	13/11/2023	17,000	15,832.26	91.3100	B	14/11/2023	90.2000	95.5000
200,000	1,000.00	1,000.00	2.10	27/10/2027	7	---	7	---	1	O.P.A.P. S.A. (Non Convertible)	1.1667	4.1680	91.2500	92.0000	91.9672	91.1460	13/11/2023	4,000	3,669.01	91.2500	B	14/11/2023	89.2745	95.4000
200,000	1,000.00	1,000.00	1.90	23/03/2028	7	---	6	---	1	MOTOR OIL CORINTH REFINERIES SA (Non Convertible)	2.7444	3.9580	91.4899	91.5000	91.5000	91.4900	13/11/2023	31,000	28,449.98	91.0001	B	14/11/2023	87.5500	92.6000
100,000	1,000.00	1,000.00	2.70	25/05/2026	5	---	5	---	1	COSTAMARE PARTICIPATIONS PLC (Non Convertible)	13.1250	4.5690	94.0000	96.0000	95.0000	96.8000	13/11/2023	10,000	9,623.75	94.8500	B	14/11/2023	92.6000	97.0000
300,000	1,000.00	1,000.00	2.30	20/07/2028	7	---	5	---	1	PRODEA REIC S.A.(Non Convertible)	7.6028	5.7300	86.0000	86.3500	86.0340	86.0000	13/11/2023	9,000	7,813.97	86.0010	B	14/11/2023	82.0100	89.1000
150,000	1,000.00	1,000.00	2.65	22/10/2026	5	---	5	---	1	CPLP SHIPPING HOLDINGS PLC (Non Convertible)	1.7667	4.6840	93.9999	93.9999	93.9999	93.0550	13/11/2023	1,000	941.77	93.0001	B	14/11/2023	92.4500	96.0000
250,000	1,000.00	1,000.00	2.45	16/11/2028	7	---	4	---	1	ELVALHALCOR S.A. (Non Convertible)	---	4.6510	89.1000	90.1400	90.0090	89.3970	13/11/2023	46,000	41,155.49	89.1000	B	14/11/2023	84.0000	92.0000
500,000	1,000.00	1,000.00	2.75	03/07/2027	7	---	7	---	1	GEK TERNA S.A. (Non Convertible)	10.3889	5.8660	88.4000	89.9000	88.8857	89.3000	13/11/2023	204,000	183,947.33	88.7000	B	14/11/2023	86.8000	94.4535
300,000	1,000.00	1,000.00	2.30	14/12/2028	7	---	4	---	1	GEK TERNA S.A. (Non Convertible)	9.9028	5.1360	87.0000	88.0000	87.5000	86.9500	13/11/2023	2,000	1,769.81	86.5000	B	14/11/2023	80.0010	90.3500
175,000	1,000.00	1,000.00	3.40	26/07/2024	5	---	9	---	1	ATTICA HOLDINGS S.A. (Non Convertible)	10.6722	5.0690	98.3000	98.4000	98.3443	98.5000	13/11/2023	70,000	69,588.06	98.3100	B	14/11/2023	96.6179	99.4500
230,000	1,000.00	1,000.00	4.70	12/07/2029	7	---	3	---	1	LAMDA DEVELOPMENT S.A. (Non convertible)	16.5806	5.1160	96.2000	96.9999	96.7000	96.7000	13/11/2023	31,000	30,442.35	96.3000	B	14/11/2023	94.9889	101.0000
100,000	1,000.00	1,000.00	4.40	26/07/2029	7	---	3	---	1	CPLP SHIPPING HOLDINGS PLC (Non Convertible)	13.8111	4.7840	97.0000	97.0000	97.0000	97.0000	13/11/2023	1,000	983.81	96.0000	B	14/11/2023	94.9625	100.8000
200,000	1,000.00	1,000.00	3.60	12/03/2026	7	---	10	---	1	AEGEAN AIRLINES S.A. (Non Convertible)	6.5000	4.6210	96.1500	96.1500	96.1500	95.5140	13/11/2023	5,000	4,840.00	95.6000	B	14/11/2023	95.1109	98.9000
150,000	1,000.00	1,000.00	2.60	22/10/2026	7	---	9	---	1	TERNA ENERGY FINANCE S.A. (Non Convertible)	1.7333	4.6240	93.3990	93.3990	93.3990	92.0000	13/11/2023	3,000	2,807.17	92.5000	B	14/11/2023	90.4543	95.7400
100,000	1,000.00	1,000.00	2.80	25/01/2027	5	---	4	---	1	PREMIA S.A. (Non Convertible)	8.8667	6.3800	89.5000	89.5000	89.5000	90.0000	10/11/2023	4,000	3,615.47	89.3001	B	14/11/2023	87.6862	95.9899
500,000	1,000.00	1,000.00	4.00	10/07/2030	7	---	1	---	1	MYTILINEOS S.A. (Non Convertible)	14.3333	4.1860	98.5200	98.8800	98.7108	98.8000	13/11/2023	151,000	151,217.62	98.5200	B	14/11/2023	98.3000	100.0700
120,000	1,000.00	1,000.00	3.95	04/04/2025	7	---	12	---	1	GEK TERNA S.A. (Non Convertible)	4.7181	4.1450	97.9500	98.5000	98.5000	98.0000	10/11/2023	9,000	8,901.96	97.9500	B	14/11/2023	97.5523	100.5000
120,000	1,000.00	1,000.00	2.65	06/12/2028	7	---	4	---	1	NOVAL PROPERTY REIC (Non Convertible)	11.9986	4.8790	89.2000	89.8000	89.8000	88.9000	13/11/2023	22,000	19,910.97	88.5000	S	14/11/2023	83.8000	91.9500

Corporate Bonds Notes

Transactions Volume = (Pieces) * (Nominal Price). Transactions Value = (Pieces) * (Nominal Price) * (price %) + (Accrued interest).
The price of a Bond is stated as a percentage (%) of Bond's Nominal Price.
Nominal Price in Euros (€), except if it is noted differently.

Government Bonds

Number Listed Bonds	Nominal price	Today's Rate	Accrued Interest Calc	Exp. Date [1]	Duration (years)	Note	Coupons Date	Curr. coupon value	Trading Unit	Government Bonds	Price min	Price max	Closing price	Previous closing price/date	Volume	Transactions Value	Price	Last order Buy / Sell	Date
4,500,000	1,000.00	1.88	Actual/Actual	04/02/2035	15	---	04/02	1.88	1	GGB-FXD-040235-15Y-1.875-1.000	---	---	---	---	---	---	---	---	---
1,805,793	1,000.00	3.45	Actual/Actual	02/04/2024	5	---	02/04	3.45	1	GGB-FXD-020424-05Y-3.450-1.000	---	---	---	---	---	---	---	---	---
6,000,000	1,000.00	0.75	Actual/Actual	18/06/2031	10	---	18/06	0.75	1	GGB-FXD-180631-10Y-0.750-1.000	---	---	---	---	---	---	---	---	---
2,900,000	1,000.00	3.88	Actual/Actual	15/06/2028	5	---	15/06	3.88	1	GGB-FXD-150628-05Y-3.875-1.000	---	---	---	---	---	---	---	---	---
5,962,747,327	1.00	3.75	Actual/Actual	30/01/2028	10	---	/02 - 01/02 - 31/	3.75	1	GGB-FXD-300128-10Y-3.750-1.00	---	---	---	85.4610 13/07/2018	---	---	1.0000	B	28/11/2018
7,067,309,386	1.00	3.90	Actual/Actual	30/01/2033	15	---	/02 - 01/02 - 31/	3.90	1	GGB-FXD-300133-15Y-3.900-1.00	---	---	---	78.6730 13/07/2018	---	---	1.0000	B	28/11/2018
5,622,848,349	1.00	4.00	Actual/Actual	30/01/2037	19	---	/02 - 01/02 - 31/	4.00	1	GGB-FXD-300137-19Y-4.000-1.00	---	---	---	77.0370 13/07/2018	---	---	1.0000	B	28/11/2018
5,476,770,669	1.00	4.20	Actual/Actual	30/01/2042	24	---	/02 - 01/02 - 31/	4.20	1	GGB-FXD-300142-24Y-4.200-1.00	---	---	---	77.7640 13/07/2018	---	---	1.0000	B	28/11/2018
48,794,718	1.00	4.30	Actual/Actual	24/02/2024	12	---	24/02	4.30	1	GGB-FXD-240224-12Y-2.000-1.00	---	---	---	10.0000 22/06/2015	---	---	---	---	---
40,248,141	1.00	4.30	Actual/Actual	24/02/2025	13	---	24/02	4.30	1	GGB-FXD-240225-13Y-2.000-1.00	---	---	---	10.0000 22/06/2015	---	---	---	---	---
59,586,043	1.00	4.30	Actual/Actual	24/02/2026	14	---	24/02	4.30	1	GGB-FXD-240226-14Y-2.000-1.00	---	---	---	10.0000 22/06/2015	---	---	---	---	---
41,118,344	1.00	4.30	Actual/Actual	24/02/2027	15	---	24/02	4.30	1	GGB-FXD-240227-15Y-2.000-1.00	---	---	---	10.0000 22/06/2015	---	---	---	---	---
45,137,734	1.00	4.30	Actual/Actual	24/02/2028	16	---	24/02	4.30	1	GGB-FXD-240228-16Y-2.000-1.00	---	---	---	10.0000 22/06/2015	---	---	---	---	---
61,768,888	1.00	4.30	Actual/Actual	24/02/2029	17	---	24/02	4.30	1	GGB-FXD-240229-17Y-2.000-1.00	---	---	---	10.0000 22/06/2015	---	---	---	---	---
54,567,744	1.00	4.30	Actual/Actual	24/02/2030	18	---	24/02	4.30	1	GGB-FXD-240230-18Y-2.000-1.00	---	---	---	10.0000 22/06/2015	---	---	---	---	---
37,541,515	1.00	4.30	Actual/Actual	24/02/2031	19	---	24/02	4.30	1	GGB-FXD-240231-19Y-2.000-1.00	---	---	---	10.0000 22/06/2015	---	---	---	---	---
37,558,317	1.00	4.30	Actual/Actual	24/02/2032	20	---	24/02	4.30	1	GGB-FXD-240232-20Y-2.000-1.00	---	---	---	10.0000 22/06/2015	---	---	---	---	---
37,473,732	1.00	4.30	Actual/Actual	24/02/2033	21	---	24/02	4.30	1	GGB-FXD-240233-21Y-2.000-1.00	---	---	---	10.0000 22/06/2015	---	---	---	---	---
33,888,293	1.00	4.30	Actual/Actual	24/02/2034	22	---	24/02	4.30	1	GGB-FXD-240234-22Y-2.000-1.00	---	---	---	10.0000 22/06/2015	---	---	---	---	---
35,177,800	1.00	4.30	Actual/Actual	24/02/2035	23	---	24/02	4.30	1	GGB-FXD-240235-23Y-2.000-1.00	---	---	---	10.0000 22/06/2015	---	---	---	---	---
35,547,268	1.00	4.30	Actual/Actual	24/02/2036	24	---	24/02	4.30	1	GGB-FXD-240236-24Y-2.000-1.00	---	---	---	10.0000 22/06/2015	---	---	---	---	---
40,246,306	1.00	4.30	Actual/Actual	24/02/2037	25	---	24/02	4.30	1	GGB-FXD-240237-25Y-2.000-1.00	---	---	---	10.0000 22/06/2015	---	---	---	---	---
37,643,952	1.00	4.30	Actual/Actual	24/02/2038	26	---	24/02	4.30	1	GGB-FXD-240238-26Y-2.000-1.00	---	---	---	10.0000 22/06/2015	---	---	---	---	---
36,977,100	1.00	4.30	Actual/Actual	24/02/2039	27	---	24/02	4.30	1	GGB-FXD-240239-27Y-2.000-1.00	---	---	---	10.0000 22/06/2015	---	---	---	---	---
41,615,000	1.00	4.30	Actual/Actual	24/02/2040	28	---	24/02	4.30	1	GGB-FXD-240240-28Y-2.000-1.00	---	---	---	10.0000 22/06/2015	---	---	---	---	---
42,227,208	1.00	4.30	Actual/Actual	24/02/2041	29	---	24/02	4.30	1	GGB-FXD-240241-29Y-2.000-1.00	---	---	---	10.0000 22/06/2015	---	---	---	---	---
68,288,487	1.00	4.30	Actual/Actual	24/02/2042	30	---	24/02	4.30	1	GGB-FXD-240242-30Y-2.000-1.00	---	---	---	10.0000 22/06/2015	---	---	---	---	---
4,000,000	1,000.00	3.88	Actual/Actual	12/03/2029	10	---	12/03	3.88	1	GGB-FXD-120329-10Y-3.875-1.000	---	---	---	---	---	---	100.0000	B	15/10/2019
4,500,000	1,000.00	0.00	Actual/Actual	12/02/2026	5	---	12/02	0.00	1	GGB-FXD-120226-05Y-0.000-1.000	---	---	---	---	---	---	---	---	---
2,209,163	1,000.00	3.38	Actual/Actual	15/02/2025	7	---	15/02	3.38	1	GGB-FXD-150225-07Y-3.375-1.000	---	---	---	---	---	---	---	---	---
964,000	1,000.00	3.25	Actual/Actual	20/03/2025	6	---	20/03	3.25	1	GGB-FXD-200325-06Y-3.250-1.000	---	---	---	---	---	---	---	---	---
2,100,000	1,000.00	3.55	Actual/Actual	20/03/2026	7	---	20/03	3.55	1	GGB-FXD-200326-07Y-3.550-1.000	---	---	---	---	---	---	---	---	---
5,500,000	1,000.00	1.50	Actual/Actual	18/06/2030	10	---	18/06	1.50	1	GGB-FXD-180630-10Y-1.500-1.000	---	---	---	---	---	---	---	---	---
3,500,000	1,000.00	4.38	Actual/Actual	18/07/2038	15	---	18/07	4.38	1	GGB-FXD-180738-15Y-4.375-1.000	---	---	---	---	---	---	---	---	---
40,000	1,000.00	4.67	FLR Actual/360	18/09/2024	1	---	18/09 - 19/03	---	1	GGB-FLT-180924-01Y-4.670-1.000	---	---	---	---	---	---	---	---	---

Government Bonds Notes

Transactions Volume = (Pieces) * (Nominal Price). Transactions Value = (Pieces) * (Nominal Price) * (price %) + (Accrued interest).

The Value of current coupon for the issues with NV 0.01 euro refers to NV 100 euros

FLR: Floating Interest Rate.

[1] - The Expiration Date of the interest bearing period and the Date for coupon payment.

Government Bonds

Number Listed Bonds	Nominal price	Today's Rate	Accrued Interest Calc	Exp. Date [1]	Duration (years)	Note	Coupons Date	Curr. coupon value	Trading Unit	Government Bonds	Price min	Price max	Closing price	Previous closing price/date	Volume	Transactions Value	Price	Last order Buy / Sell	Date
5,364,250	1,000.00	3.25	Actual/Actual	20/03/2050	30	---	20/03	3.25	1	GGB-FXD-200350-30Y-3.250-1.000	---	---	---	---	---	---	---	---	---
3,924,361	1,000.00	2.00	Actual/Actual	22/04/2027	7	---	22/04	2.00	1	GGB-FXD-220427-07Y-2.000-1.000	---	---	---	---	---	---	99.9000	B	22/04/2020
2,500,000	1,000.00	1.88	Actual/Actual	23/07/2026	7	---	23/07	1.88	1	GGB-FXD-230726-07Y-1.875-1.000	---	---	---	---	---	---	---	---	---
4,500,000	1,000.00	4.25	Actual/Actual	15/06/2033	10	---	15/06	4.25	1	GGB-FXD-150633-10Y-4.250-1.000	---	---	---	---	---	---	---	---	---
3,500,000	1,000.00	1.88	Actual/Actual	24/01/2052	30	---	24/01	1.88	1	GGB-FXD-240152-30Y-1.875-1.000	---	---	---	---	---	---	---	---	---
3,700,000	1,000.00	1.75	Actual/Actual	18/06/2032	10	---	18/06	1.75	1	GGB-FXD-180632-10Y-1.750-1.000	---	---	---	---	---	---	---	---	---
2,200,000	1,000.00	1.13	FLR Actual/360	15/12/2027	5	---	- 15/12 - 15/03 -	---	1	GGB-FLT-151227-05Y-1.130-1.000	---	---	---	---	---	---	102.1600	B	30/12/2022

Government Bonds Notes

Transactions Volume = (Pieces) * (Nominal Price). Transactions Value = (Pieces) * (Nominal Price) * (price %) + (Accrued interest).

The Value of current coupon for the issues with NV 0.01 euro refers to NV 100 euros

FLR: Floating Interest Rate.

[1] - The Expiration Date of the interest bearing period and the Date for coupon payment.

Treasury Bills & Zero Coupon Government Bonds

	13-Week Maturity									26-Week Maturity								52-Week Maturity									
Issue Date	Exp. Date	Initial Rate	Num Listed Bonds	Nominal price	Issue price	Last Trade Price	Trade Date	Volume Traded	Note	Exp. Date	Initial Rate	Num Listed Bonds	Nominal price	Issue price	Last Trade Price	Trade Date	Volume Traded	Note	Exp. Date	Initial Rate	Num Listed Bonds	Nominal price	Issue price	Last Trade Price	Trade Date	Volume Traded	Note
09/12/2022	---	---	---	---	---	---	---	---	---	---	---	---	---	---	---	---	---	---	08/12/2023	2.73	600,000	1,000.00	973.10	---	---	---	---
10/03/2023	---	---	---	---	---	---	---	---	---	---	---	---	---	---	---	---	---	---	08/03/2024	3.75	1,000,000	1,000.00	963.46	---	---	---	---
09/06/2023	---	---	---	---	---	---	---	---	---	---	---	---	---	---	---	---	---	---	07/06/2024	3.84	1,600,000	1,000.00	962.60	---	---	---	---
08/09/2023	---	---	---	---	---	---	---	---	---	---	---	---	---	---	---	---	---	---	06/09/2024	3.81	812,500	1,000.00	962.90	---	---	---	---

Bonds in Circulation	Currency / Min nominal traded Value	Coupons Payment Date	Current Coupon Value	Note	Coupon	Trading Unit	Issue Date	Duration (years)	Today's Interest	A.I.C in days	Bonds	Last price of previous days		Last Outcry in Cash (euro)			Trades in Pieces	Life min	Life Max
													Price	Buy / Sell	Date				
Corporate Bonds in Foreign Currency and Euro																			
103,746	GBP / 10	01/12	0.25	---	64	1	01/12/1930	98	2.5	360	National Mortgage Bank	2.27	05/02/1996	2.27	S	05/02/1996	---	2.27	2.27
0	GBP / 10	01/12	0.25	---	66	1	01/12/1928	100	2.5	360	National Mortgage Bank	---	---	---	---	---	---	---	---

Government Bonds Notes

A.I.C: Accrued Interest Calculation base.
FLR: Floating Interest Rate.
The minimum tradeable Nominal Value for all Demeterialised Government Titles is 100 Euros.
(μτφρ-0)

Athex & ATHEXClear Members List

Member Name			Stock Market			Derivatives Market		ATHEXClear Member	
Address	Phone	Fax	Market Member	Remote Member	Market Maker	Proprietary	Market Maker	General Clearing	Direct Clearing
A. SARRIS SECURITIES S.A.			a						
6, ΔΡΑΓΑΤΣΑΝΙΟΥ 6 ΑΘΗΝΑ	2103367700								
AEONIC SECURITIES C.I.F. P.L.C.			a						
, ΛΑΪΟΥ 6, ΓΡ. 301B, ANNA COURT	35725337600								
ALPHA BANK S.A.								a	
, ΣΤΑΔΙΟΥ 40 ΑΘΗΝΑ	2103260000								
ALPHA FINANCE INVESTMENT SERVICES SINGLE MEMBER SA			a		a	a	a		a
5, ΠΑΝΕΠΙΣΤΗΜΙΟΥ 45 ΑΘΗΝΑ	2103677400								
ARGUS STOCKBROKERS LTD			a	a		a			
25 , 25 ΛΕΩΦΟΡΟΣ ΔΗΜΟΣΘΕΝΗ ΣΕΒΕΡΗ	0035722717000								
ATLANTIC SECURITIES LTD			a	a					
37, ΠΡΟΔΡΟΜΟΥ 37	0035722445400								
AXON SECURITIES S.A.			a			a			
48, ΣΤΑΔΙΟΥ 48 ΑΘΗΝΑ	2103363800								
BETA SECURITIES S.A.			a		a	a			a
29 , Λ.ΑΛΕΞΑΝΔΡΑΣ 29 ΑΘΗΝΑ	2106478930								
BNP PARIBAS S.A.								a	
, ΛΑΜΨΑΚΟΥ 2 ΑΘΗΝΑ	2107468525								
BOFA SECURITIES EUROPE SA			a	a					
, 112 AVENUE KL?BER 75116	+33 153655555								
CAPITAL SECURITIES S.A.			a			a			
58, ΜΗΤΡΟΠΟΛΕΩΣ 58 ΑΘΗΝΑ	2103369700								
CITIGROUP GLOBAL MARKETS EUROPE AG			a	a					
16, REUTERWEG 16	+49 691366-0								
CITIGROUP GLOBAL MARKETS LIMITED			a						
1, 33 CANADA SQUARE -CANARY WHARF	+44 02079864000								
CREDIT SUISSE BANK (EUROPE), S.A.			a	a					
, CALLE AYALA 42, 3A PLANTA-B MADRID	+34917916000								
CREDIT SUISSE SECURITIES (EUROPE) LIMITED			a						
1 , ONE CABOT SQUARE LONDON	+44 2078888888								
CYCLOS SECURITIES S.A.			a			a			
39, ΧΑΡΙΛΑΟΥ ΤΡΙΚΟΥΠΗ 6-8-10 ΑΘΗΝΑ	2103364300								
DEUTSCHE BANK S.A.				a					
1 , GREAT WINCHESTER STREET LONDON	+44 20 754 54209	00441133361437							
EUROBANK EQUITIES INVESTMENT FIRM SINGLE MEMBER SA			a		a	a	a		a
, ΦΙΛΕΛΛΗΝΩΝ 10 & ΞΕΝΟΦΩΝΤΟΣ 13 ΑΘΗΝΑ	2103720425								
EUROBANK S.A.								a	
, ΟΘΩΝΟΣ 8 ΑΘΗΝΑ	2144043907								
EUROCORP INVESTMENT SERVICES S.A.			a			a			a
14, ΠΛ.ΦΙΛΙΚΗΣ ΕΤΑΙΡΕΙΑΣ 14 ΑΘΗΝΑ	2107263600								
EUOTRUST INVESTMENT FIRM SA			a						
113, ΣΕΒΑΣΤΟΥΠΟΛΕΩΣ 113 ΑΘΗΝΑ	2103363100								
EUROXX SECURITIES S.A.			a		a	a	a		a
7, PALEOLOGOU CHALANDRI	+30 2106879400	210-6879401							
7, PALAIOLOGOU CHALANDRI	(210)-6879400	(210)-6879401							
FREEDOM FINANCE EUROPE LTD			a	a					
, ΧΡΙΣΤΑΚΗ ΚΡΑΝΟΥ 20	035725257786								
G. A. PERVANAS SECURITIES- INVESTMENT SERVICES S.A.			a						
7-9, ΣΟΦΟΚΛΕΟΥΣ 7-9 ΑΘΗΝΑ	2103727200								
GLOBAL CAPITAL SECURITIES & FINANCIAL SERVICES LTD			a	a					
50, Λ.ΑΡΧΙΕΠΙΣΚΟΠΟΥ ΜΑΚΑΡΙΟΥ Γ50	0035722710710								
GREENPOST TRADING EUROPE LTD			a	a	a				
, ΚΙΜΟΝΟΣ 3, ACROPOLIS MANSIONS, 2ND FLOOR, FLAT/OFFICE 202	035722521389								
HELLENIC AMERICAN SECURITIES S.A.			a		a	a			a
27, ΑΝΔΡΕΑ ΠΑΠΑΝΔΡΕΟΥ 27 MAROUSI	2103311100								
HELLENIC BANK (INVESTMENTS) LTD				a					
, AVE.KYRIAKOU MATSI 31 - PO BOX 24747 NICOSIA	+357 22500100	357 22500110							
HSBC CONTINENTAL EUROPE								a	
109-111, Λ.ΜΕΣΟΓΕΙΩΝ 109-111	2106960000								
INDEX SECURITIES S.A.			a						
6, ΔΡΑΓΑΤΣΑΝΙΟΥ 6 ΑΘΗΝΑ	2103213920								

Athex & ATHEXClear Members List

Member Name			Stock Market			Derivatives Market		ATHEXClear Member	
Address	Phone	Fax	Market Member	Remote Member	Market Maker	Proprietary	Market Maker	General Clearing	Direct Clearing
J. CHR. MAVRIKIS SECURITIES S.A.			a						
5, ΣΟΦΟΚΛΕΟΥΣ 5 ATHINA	2103216730								
KAPPA SECURITIES S.A.			a			a			
15, ΒΑΛΑΩΡΙΤΟΥ 15 ATHINA	2103678600								
KARAMANOF SECURITIES & INVESTMENT SERVICES S.A.			a						
2, ΠΛΑΤ.ΘΕΟΔΩΡΩΝ 2 ATHINA	2103212947								
LAIKI FINANCIAL SERVICES LTD			a						
26, AVE. VYRONOS NICOSIA	357 22367367	357 22718567							
LEON DEPOLAS SECURITIES S.A.			a		a	a			
1, ΧΡΗΣΤΟΥ ΛΑΔΑ 1 ATHINA	2103213276 -28								
MEGA EQUITY SECURITIES & FINANCIAL SERVICES PUBLIC LTD			a	a		a			
42-44, ΛΕΩΦ.ΓΡΙΒΑ ΔΙΓΕΝΗ 42-44	0035722711711								
MERIT SECURITIES S.A			a		a	a			a
5, ΣΟΦΟΚΛΕΟΥΣ 5 ATHINA	2103671880								
MERRILL LYNCH INTERNATIONAL			a						
2 , 2 KING EDWARD STREET LONDON	+44 20276281000								
N. CHRYSOCHOIDIS SECURITIES S.A.			a			a			a
7-9, ΣΟΦΟΚΛΕΟΥΣ 7-9 ATHINA	2103213913								
NATIONAL BANK OF GREECE S.A.			a		a	a		a	
86, AIOLOU STR. ATHINA	(210)-3341000	(210)-3228187							
68, AKADIMIAS STR. ATHINA	(210)-3328817	(210)-3328678							
NATIONAL SECURITIES SINGLE MEMBER SA			a		a	a	a		
66, ΛΕΩΦΟΡΟΣ ΑΘΗΝΩΝ 128-132 & ΦΙΓΕΝΙΑΣ ATHINA	2103328784								
NUNTIUS BROKERAGE AND INVESTMENT SERVICES S.A			a						
6, ΔΡΑΓΑΤΣΑΝΙΟΥ 6 ATHINA	2103350599								
ONE PLUS CAPITAL LIMITED			a	a					
, 75 PRODROMOU AVENUE NICOSIA 1307	35722873760								
OPTIMA BANK S.A.			a		a	a	a	a	
, AIGIALEIAS 32 & PARADEISOY MAROUSI	210 8173000								
PANCRETA BANK S.A								a	
, ΙΚΑΡΟΥ 5	2810338746								
PANTELAKIS SECURITIES S.A.			a		a	a	a		
57, ΕΘΝΙΚΗΣ ΑΝΤΙΣΤΑΣΕΩΣ 57, ΚΤΙΠΙΟ Β CHALANDRI	2106965000								
PIRAEUS BANK S.A.			a			a		a	
, ΑΜΕΡΙΚΗΣ 4 ATHINA	2103335000								
PIRAEUS SECURITIES S. A.			a		a	a	a		a
10, ΣΤΑΔΙΟΥ 10 ATHINA	2103354100								
PROCHOICE SECURITIES LTD			a	a					
57, ΛΕΩΦ ΣΠΥΡΟΥ ΚΥΠΡΙΑΝΟΥ 57, ΑΚΙΝΗΤΑ Φ	035724661192								
SHARELINK SECURITIES & FINANCIAL SERVICES LTD			a			a			
6 , HOUSE-ΘΕΟΤΟΚΗ 6 ΜΕΓΑΡΟ ΕΛΛΗΝΑ	+357 22554200								
SOCIETE GENERALE S.A.			a	a		a			
, 17 COURS VALMY, CEDEX	+157290504								
SOLIDUS SECURITIES S.A			a			a			a
64, ΛΟΥΙΖΗΣ ΠΙΑΝΚΟΥΡ 64 ATHINA	2106900600								
ST. EM. LAVRENTAKIS SECURITIES S.A.			a			a			
7-9, ΣΟΦΟΚΛΕΟΥΣ 7-9 ATHINA	2103213336								
THE CYPRUS INVESTMENT & & SECURITIES CORPORATION LTD			a	a					
154, 1 AG. PROKOPIOU & POSIDONOS 1ST FLOOR	0035722121700								
UBS EUROPE SE			a	a					
, OPERNTURM, BOCKENHEIMER LANDSTRASSE 2-4	496921790								
UBS LIMITED			a						
1 , FINSBURY AVENUE LONDON	+44 2075687135								

List of Stocks under Market Making operations

Securities	Stock Category
Market Maker	Start Market Making
MLS MULTIMEDIA SA (CR)	Suspension Status
PIRAEUS SECURITIES S. A.	01/08/2019
ALPHA ETF FTSE Athex Large Cap	Exchange Traded Funds (ETFs)
ALPHA FINANCE INVESTMENT SERVICES SINGLE MEMBER SA	02/01/1900
NATIONAL SECURITIES SINGLE MEMBER SA	02/01/1900
ADMIE (IPTO) HOLDING S.A. (CR)	Main Market
EUROBANK EQUITIES INVESTMENT FIRM SINGLE MEMBER SA	24/05/2021
HELLENIC AMERICAN SECURITIES S.A.	09/03/2020
PIRAEUS SECURITIES S. A.	29/06/2017
AEGEAN AIRLINES (CR)	Main Market
EUROBANK EQUITIES INVESTMENT FIRM SINGLE MEMBER SA	22/09/2020
ALPHA SERVICES HOLD (CR)	Main Market
ALPHA FINANCE INVESTMENT SERVICES SINGLE MEMBER SA	29/02/2016
EUROBANK EQUITIES INVESTMENT FIRM SINGLE MEMBER SA	22/10/2006
GREENPOST TRADING EUROPE LTD	12/06/2023
HELLENIC AMERICAN SECURITIES S.A.	25/07/2014
LEON DEPOLAS SECURITIES S.A.	04/01/2016
MERIT SECURITIES S.A	03/09/2012
NATIONAL SECURITIES SINGLE MEMBER SA	02/01/1900
PIRAEUS SECURITIES S. A.	28/05/2009
ALPHA TRUST (CR)	Main Market
EUROBANK EQUITIES INVESTMENT FIRM SINGLE MEMBER SA	06/02/2023
LEON DEPOLAS SECURITIES S.A.	04/01/2021
ALUMIL (CR)	Main Market
PIRAEUS SECURITIES S. A.	31/07/2023
ANDROMEDA SA (CR)	Main Market
BETA SECURITIES S.A.	15/02/2021
OPTIMA BANK S.A.	03/04/2023
ATTICA BANK S.A. (CR)	Main Market
EUROXX SECURITIES S.A.	22/01/2016
PIRAEUS SECURITIES S. A.	20/09/2017
AUSTRIACARD (CB)	Main Market
BETA SECURITIES S.A.	23/03/2023
EUROBANK EQUITIES INVESTMENT FIRM SINGLE MEMBER SA	15/05/2023
AUTOHELLAS SA (CR)	Main Market
ALPHA FINANCE INVESTMENT SERVICES SINGLE MEMBER SA	01/07/2019
EUROXX SECURITIES S.A.	02/07/2018
AVAX S.A. (CR)	Main Market
EUROBANK EQUITIES INVESTMENT FIRM SINGLE MEMBER SA	14/12/2015
OPTIMA BANK S.A.	04/09/2023
PIRAEUS SECURITIES S. A.	01/02/2021
AVE (CR)	Main Market
EUROXX SECURITIES S.A.	05/06/2020
BRIQ PROPERTIES (CR)	Main Market
EUROBANK EQUITIES INVESTMENT FIRM SINGLE MEMBER SA	09/09/2019
LEON DEPOLAS SECURITIES S.A.	22/02/2021
CC HBC AG (CR)	Main Market
BETA SECURITIES S.A.	08/03/2021
NATIONAL SECURITIES SINGLE MEMBER SA	02/01/1900
PIRAEUS SECURITIES S. A.	04/05/2015
CENERGY HOLDINGS (CB)	Main Market
ALPHA FINANCE INVESTMENT SERVICES SINGLE MEMBER SA	02/01/2016
EUROBANK EQUITIES INVESTMENT FIRM SINGLE MEMBER SA	02/01/2016
OPTIMA BANK S.A.	14/03/2022
PANTELAKIS SECURITIES S.A.	27/12/2022
CNL CAPITAL (CR)	Main Market
MERIT SECURITIES S.A	01/10/2018
DIMAND (CR)	Main Market
ALPHA FINANCE INVESTMENT SERVICES SINGLE MEMBER SA	08/08/2022
EUROBANK EQUITIES INVESTMENT FIRM SINGLE MEMBER SA	08/08/2022
PANTELAKIS SECURITIES S.A.	15/05/2023
EKTER SA (CR)	Main Market
BETA SECURITIES S.A.	26/09/2022
EUROBANK EQUITIES INVESTMENT FIRM SINGLE MEMBER SA	16/10/2017
LEON DEPOLAS SECURITIES S.A.	21/05/2018
ELASTRON (CR)	Main Market
LEON DEPOLAS SECURITIES S.A.	20/02/2017

List of Stocks under Market Making operations

Securities	Stock Category
Market Maker	Start Market Making
ELLAKTOR (CR)	Main Market
ALPHA FINANCE INVESTMENT SERVICES SINGLE MEMBER SA	18/03/2019
EUROBANK EQUITIES INVESTMENT FIRM SINGLE MEMBER SA	01/06/2012
EUROXX SECURITIES S.A.	24/09/2018
NATIONAL SECURITIES SINGLE MEMBER SA	02/01/1900
PIRAEUS SECURITIES S. A.	22/10/2018
ELTON SA (CR)	Main Market
EUROBANK EQUITIES INVESTMENT FIRM SINGLE MEMBER SA	28/11/2022
OPTIMA BANK S.A.	30/01/2023
ELVALHALCOR (CR)	Main Market
ALPHA FINANCE INVESTMENT SERVICES SINGLE MEMBER SA	07/05/2018
BETA SECURITIES S.A.	09/01/2023
EUROBANK EQUITIES INVESTMENT FIRM SINGLE MEMBER SA	07/05/2018
ENTERSOFT (CR)	Main Market
ALPHA FINANCE INVESTMENT SERVICES SINGLE MEMBER SA	23/03/2023
EUROBANK EQUITIES INVESTMENT FIRM SINGLE MEMBER SA	22/06/2020
EUROBANK HOLDINGS (CR)	Main Market
ALPHA FINANCE INVESTMENT SERVICES SINGLE MEMBER SA	09/01/2006
EUROBANK EQUITIES INVESTMENT FIRM SINGLE MEMBER SA	01/06/2012
GREENPOST TRADING EUROPE LTD	12/06/2023
HELLENIC AMERICAN SECURITIES S.A.	25/07/2014
LEON DEPOLAS SECURITIES S.A.	30/11/2018
MERIT SECURITIES S.A.	06/11/2017
NATIONAL SECURITIES SINGLE MEMBER SA	02/01/1900
PIRAEUS SECURITIES S. A.	28/09/2009
EUROCONSULTANTS S.A. (CR)	Main Market
OPTIMA BANK S.A.	01/02/2023
EYDAP S.A. (CR)	Main Market
ALPHA FINANCE INVESTMENT SERVICES SINGLE MEMBER SA	27/01/2020
EUROBANK EQUITIES INVESTMENT FIRM SINGLE MEMBER SA	10/06/2019
FOURLIS (CR)	Main Market
EUROBANK EQUITIES INVESTMENT FIRM SINGLE MEMBER SA	01/12/2016
PIRAEUS SECURITIES S. A.	06/03/2017
GEK TERNA (CR)	Main Market
BETA SECURITIES S.A.	08/03/2021
EUROBANK EQUITIES INVESTMENT FIRM SINGLE MEMBER SA	24/05/2021
PIRAEUS SECURITIES S. A.	29/08/2019
GR. SARANTIS S.A. (CR)	Main Market
BETA SECURITIES S.A.	14/05/2012
EUROBANK EQUITIES INVESTMENT FIRM SINGLE MEMBER SA	24/10/2016
HELLENIC EXCHANGES-A.S.E. (CR)	Main Market
HELLENIC AMERICAN SECURITIES S.A.	01/09/2014
NATIONAL SECURITIES SINGLE MEMBER SA	02/01/1900
PIRAEUS SECURITIES S. A.	04/05/2015
HELLENIQ ENERGY (CR)	Main Market
ALPHA FINANCE INVESTMENT SERVICES SINGLE MEMBER SA	07/11/2023
EUROBANK EQUITIES INVESTMENT FIRM SINGLE MEMBER SA	01/11/2023
HELLENIC AMERICAN SECURITIES S.A.	14/09/2015
PIRAEUS SECURITIES S. A.	20/03/2017
IDEAL HOLDINGS (CR)	Main Market
EUROBANK EQUITIES INVESTMENT FIRM SINGLE MEMBER SA	07/06/2021
PIRAEUS SECURITIES S. A.	07/06/2021
INTERCONTINENTAL (CR)	Main Market
LEON DEPOLAS SECURITIES S.A.	03/06/2019
INTERLIFE G.C.I.(CR)	Main Market
BETA SECURITIES S.A.	24/10/2022
INTERWOOD-XYLEMPORIA (CR)	Main Market
EUROBANK EQUITIES INVESTMENT FIRM SINGLE MEMBER SA	05/07/2021
PANTELAKIS SECURITIES S.A.	01/07/2021
INTRAKAT (CR)	Main Market
BETA SECURITIES S.A.	04/10/2021
PANTELAKIS SECURITIES S.A.	10/10/2022

List of Stocks under Market Making operations

Securities	Stock Category
Market Maker	Start Market Making
JUMBO SA (CR)	Main Market
BETA SECURITIES S.A.	01/02/2021
EUROBANK EQUITIES INVESTMENT FIRM SINGLE MEMBER SA	25/05/2020
GREENPOST TRADING EUROPE LTD	12/06/2023
MERIT SECURITIES S.A.	06/11/2017
PIRAEUS SECURITIES S. A.	06/03/2017
KLOUKINAS - LAPPAS SA (CR)	Main Market
OPTIMA BANK S.A.	02/01/2023
KRI-KRI S.A. (CR)	Main Market
EUROBANK EQUITIES INVESTMENT FIRM SINGLE MEMBER SA	07/05/2018
LEON DEPOLAS SECURITIES S.A.	16/01/2017
LAMDA DEVELOPMENT SA (CR)	Main Market
EUROBANK EQUITIES INVESTMENT FIRM SINGLE MEMBER SA	08/12/2014
PANTELAKIS SECURITIES S.A.	06/11/2017
PIRAEUS SECURITIES S. A.	29/06/2017
LAMPASA HOTEL SA (CR)	Main Market
LEON DEPOLAS SECURITIES S.A.	16/01/2017
MIG (CR)	Main Market
PIRAEUS SECURITIES S. A.	02/02/2009
MOTODYNAMICS S.A. (CR)	Main Market
OPTIMA BANK S.A.	25/08/2023
MOTOR OIL (CR)	Main Market
BETA SECURITIES S.A.	08/03/2021
EUROBANK EQUITIES INVESTMENT FIRM SINGLE MEMBER SA	22/10/2006
GREENPOST TRADING EUROPE LTD	12/06/2023
LEON DEPOLAS SECURITIES S.A.	01/04/2019
MERIT SECURITIES S.A.	25/02/2019
NATIONAL SECURITIES SINGLE MEMBER SA	02/01/1900
PIRAEUS SECURITIES S. A.	04/05/2015
MPLE KEDROS (CR)	Main Market
OPTIMA BANK S.A.	16/10/2023
OPTIMA BANK S.A.	08/11/2023
MYTILINEOS (CR)	Main Market
ALPHA FINANCE INVESTMENT SERVICES SINGLE MEMBER SA	15/04/2019
BETA SECURITIES S.A.	11/04/2022
EUROBANK EQUITIES INVESTMENT FIRM SINGLE MEMBER SA	20/09/2017
GREENPOST TRADING EUROPE LTD	12/06/2023
MERIT SECURITIES S.A.	25/02/2019
NATIONAL SECURITIES SINGLE MEMBER SA	02/01/1900
PIRAEUS SECURITIES S. A.	04/05/2015
NATIONAL BANK (CR)	Main Market
ALPHA FINANCE INVESTMENT SERVICES SINGLE MEMBER SA	09/01/2006
EUROBANK EQUITIES INVESTMENT FIRM SINGLE MEMBER SA	22/10/2006
GREENPOST TRADING EUROPE LTD	12/06/2023
HELLENIC AMERICAN SECURITIES S.A.	25/07/2014
LEON DEPOLAS SECURITIES S.A.	20/05/2015
MERIT SECURITIES S.A.	03/09/2012
NATIONAL SECURITIES SINGLE MEMBER SA	02/01/1900
PIRAEUS SECURITIES S. A.	08/09/2008
OPAP (CR)	Main Market
ALPHA FINANCE INVESTMENT SERVICES SINGLE MEMBER SA	09/01/2006
BETA SECURITIES S.A.	11/04/2022
EUROBANK EQUITIES INVESTMENT FIRM SINGLE MEMBER SA	22/10/2006
GREENPOST TRADING EUROPE LTD	12/06/2023
HELLENIC AMERICAN SECURITIES S.A.	25/07/2014
MERIT SECURITIES S.A.	20/03/2017
NATIONAL SECURITIES SINGLE MEMBER SA	02/01/1900
PIRAEUS SECURITIES S. A.	04/05/2015
OPTIMA BANK (CR)	Main Market
OPTIMA BANK S.A.	06/11/2023

List of Stocks under Market Making operations

Securities	Stock Category
Market Maker	Start Market Making
OTE (CR)	Main Market
ALPHA FINANCE INVESTMENT SERVICES SINGLE MEMBER SA	09/01/2006
BETA SECURITIES S.A.	11/04/2022
EUROBANK EQUITIES INVESTMENT FIRM SINGLE MEMBER SA	22/10/2006
GREENPOST TRADING EUROPE LTD	12/06/2023
HELLENIC AMERICAN SECURITIES S.A.	25/07/2014
LEON DEPOLAS SECURITIES S.A.	20/04/2015
MERIT SECURITIES S.A	20/03/2017
NATIONAL SECURITIES SINGLE MEMBER SA	02/01/1900
PIRAEUS SECURITIES S. A.	08/09/2008
P.P.A. S.A. (CR)	Main Market
EUROBANK EQUITIES INVESTMENT FIRM SINGLE MEMBER SA	06/02/2019
PAPOUTSANIS (CR)	Main Market
ALPHA FINANCE INVESTMENT SERVICES SINGLE MEMBER SA	19/11/2018
BETA SECURITIES S.A.	25/11/2013
PETROPOULOS PETROS (CR)	Main Market
EUROBANK EQUITIES INVESTMENT FIRM SINGLE MEMBER SA	01/04/2019
PANTELAKIS SECURITIES S.A.	16/03/2020
PIRAEUS FINANCIAL HOLD (CR)	Main Market
ALPHA FINANCE INVESTMENT SERVICES SINGLE MEMBER SA	15/04/2019
EUROBANK EQUITIES INVESTMENT FIRM SINGLE MEMBER SA	22/10/2006
EUROXX SECURITIES S.A.	15/02/2016
GREENPOST TRADING EUROPE LTD	12/06/2023
HELLENIC AMERICAN SECURITIES S.A.	25/07/2014
LEON DEPOLAS SECURITIES S.A.	30/11/2018
MERIT SECURITIES S.A	16/09/2013
NATIONAL SECURITIES SINGLE MEMBER SA	02/01/1900
PIRAEUS SECURITIES S. A.	16/02/2009
PPC (CR)	Main Market
ALPHA FINANCE INVESTMENT SERVICES SINGLE MEMBER SA	09/01/2006
BETA SECURITIES S.A.	01/02/2021
EUROBANK EQUITIES INVESTMENT FIRM SINGLE MEMBER SA	22/10/2006
GREENPOST TRADING EUROPE LTD	12/06/2023
HELLENIC AMERICAN SECURITIES S.A.	01/09/2014
MERIT SECURITIES S.A	06/11/2017
NATIONAL SECURITIES SINGLE MEMBER SA	02/01/1900
PIRAEUS SECURITIES S. A.	28/09/2009
PREMIA (CR)	Main Market
BETA SECURITIES S.A.	01/06/2021
LEON DEPOLAS SECURITIES S.A.	05/12/2022
PANTELAKIS SECURITIES S.A.	23/12/2021
PROFILE SA (CR)	Main Market
OPTIMA BANK S.A.	03/04/2023
PANTELAKIS SECURITIES S.A.	01/07/2019
QUALITY & RELIABILITY SA (CR)	Main Market
OPTIMA BANK S.A.	03/01/2023
QUEST HOLDINGS (CR)	Main Market
BETA SECURITIES S.A.	26/03/2018
EUROBANK EQUITIES INVESTMENT FIRM SINGLE MEMBER SA	28/01/2019
REVOIL (CR)	Main Market
BETA SECURITIES S.A.	26/06/2023
SIDMA STEEL (CR)	Main Market
OPTIMA BANK S.A.	25/05/2023
SPACE HELLAS SA (CR)	Main Market
MERIT SECURITIES S.A	09/12/2022
TECHNICAL OLYMPIC SA (CR)	Main Market
OPTIMA BANK S.A.	05/07/2023
TERNA ENERGY (CR)	Main Market
EUROBANK EQUITIES INVESTMENT FIRM SINGLE MEMBER SA	24/05/2021
PIRAEUS SECURITIES S. A.	09/12/2019
THRACE PLASTICS SA (CR)	Main Market
ALPHA FINANCE INVESTMENT SERVICES SINGLE MEMBER SA	26/03/2018
EUROBANK EQUITIES INVESTMENT FIRM SINGLE MEMBER SA	26/03/2018
TITAN CEMENT (CB)	Main Market
BETA SECURITIES S.A.	01/02/2021
EUROBANK EQUITIES INVESTMENT FIRM SINGLE MEMBER SA	06/11/2019
PIRAEUS SECURITIES S. A.	18/01/2021

List of Stocks under Market Making operations

Securities		Stock Category
Market Maker	Start Market Making	
TRADE ESTATES REIC (CR)		Main Market
EUROBANK EQUITIES INVESTMENT FIRM SINGLE MEMBER SA	08/11/2023	
EUROBANK EQUITIES INVESTMENT FIRM SINGLE MEMBER SA	10/11/2023	
PANTELAKIS SECURITIES S.A.	10/11/2023	
PANTELAKIS SECURITIES S.A.	08/11/2023	
TZIRAKIAN PROFIL (CR)		Main Market
LEON DEPOLAS SECURITIES S.A.	19/07/2021	
VIOHALCO SA/NV (CB)		Main Market
ALPHA FINANCE INVESTMENT SERVICES SINGLE MEMBER SA	11/03/2008	
EUROBANK EQUITIES INVESTMENT FIRM SINGLE MEMBER SA	04/03/2014	
MERIT SECURITIES S.A	17/03/2014	

Underlying Asset				Derivatives Market														
Price max	Price min	Closing price	change	Delivery Month	Open price	Price max	Price min	Last price	Closing price	Last Bid	Last Ask	Fixing price*	Life high	Life low	Trades	Volume	Open Interest	
FTSE/Athex Large Cap																		(Trade Unit: 1 Index Point x 2€, Cash Settlement)
3,012.71	2,923.54	3,007.34	2.87%	November 2023	2,933.00	3,018.00	2,930.00	3,003.75	3,003.75	---	---		3,094.00	---	189	1,856	2,716	
				December 2023	2,926.00	3,014.00	2,926.00	3,002.00	3,002.00	---	---		3,027.00	---	193	2,071	438	
				January 2024	---	---	---	---	2,930.50	---	---		2,923.00	---	---	---	40	
				March 2024	---	---	---	---	2,943.50	---	---		---	---	---	---	---	
				June 2024	---	---	---	---	2,959.50	---	---		---	---	---	---	---	
				September 2024	---	---	---	---	2,974.25	---	---		---	---	---	---	---	
FTSE/Athex Banks																		(Trade Unit: 1 Index Point x 15€, Cash Settlement)
1,014.98	957.52	1,014.30	5.93%	December 2023	973.25	1,021.00	973.25	1,021.00	1,021.00	---	---		1,024.75	---	4	20	1,840	
				March 2024	---	---	---	---	964.00	---	---		---	---	---	---	---	
				June 2024	---	---	---	---	969.25	---	---		---	---	---	---	---	
				September 2024	---	---	---	---	974.00	---	---		---	---	---	---	---	
MSCI GREECE REBASED																		(Trade Unit: 1 Index Point x 2€, Cash Settlement)
4,840.80	4,667.96	4,829.63	3.46%	November 2023	---	---	---	---	4,663.75	---	---		4,708.25	---	---	---	83	
				December 2023	---	---	---	---	4,837.25	---	---		5,012.25	---	---	---	20	
				January 2024	---	---	---	---	4,639.00	---	---		4,683.25	---	---	---	---	
				February 2024	---	---	---	---	4,692.50	---	---		---	---	---	---	---	
				March 2024	---	---	---	---	4,699.75	---	---		---	---	---	---	---	
				April 2024	---	---	---	---	4,709.00	---	---		---	---	---	---	---	
				June 2024	---	---	---	---	4,725.25	---	---		---	---	---	---	---	
				September 2024	---	---	---	---	4,748.75	---	---		---	---	---	---	---	

Derivatives notes

Fixing prices and final open positions can be retrieved from the following path <http://www.helex.gr/el/web/guest/statistics-end-of-day-derivatives>

Underlying Asset				Derivatives Market													
Price max	Price min	Closing price	change	Delivery Month	Open price	Price max	Price min	Last price	Closing price	Last Bid	Last Ask	Fixing price*	Life high	Life low	Trades	Volume	Open Interest
ADMIE (IPTO) HOLDING S.A. (CR)				(Contract Size: 100 Securities, Physical Delivery)													
2.05	1.986	2.05	2.50%	December 2023	2.03	2.06	2.02	2.06	2.06	---	---	---	2.42	---	44	301	24,433
				March 2024	---	---	---	---	2.01	---	---	---	---	---	---	---	---
				June 2024	---	---	---	---	2.02	---	---	---	---	---	---	---	---
				September 2024	---	---	---	---	2.03	---	---	---	---	---	---	---	---
AEGEAN AIRLINES (CR)				(Contract Size: 100 Securities, Physical Delivery)													
11.8	11.3	11.8	4.06%	December 2023	11.44	11.83	11.44	11.83	11.83	---	---	---	13.64	---	70	236	4,674
				March 2024	---	---	---	---	11.58	---	---	---	11.69	---	---	---	258
				June 2024	---	---	---	---	11.48	---	---	---	---	---	---	---	---
				September 2024	---	---	---	---	11.54	---	---	---	---	---	---	---	---
ALPHA SERVICES HOLD (CR)				(Contract Size: 100 Securities, Physical Delivery)													
1.4845	1.39	1.4785	6.02%	December 2023	1.40	1.49	1.39	1.48	1.48	---	---	---	1.65	---	446	15,731	200,926
				March 2024	---	---	---	---	1.44	---	---	---	1.48	---	---	---	5
				June 2024	---	---	---	---	1.38	---	---	---	1.47	---	---	---	---
				September 2024	---	---	---	---	1.42	---	---	---	---	---	---	---	---
AUTOHELLAS SA (CR)				(Contract Size: 100 Securities, Physical Delivery)													
12.86	12.5	12.66	0.00%	December 2023	12.66	12.83	12.63	12.66	12.66	---	---	---	14.22	---	11	32	130
				March 2024	---	---	---	---	12.75	---	---	---	---	---	---	---	---
				June 2024	---	---	---	---	12.82	---	---	---	---	---	---	---	---
				September 2024	---	---	---	---	12.88	---	---	---	---	---	---	---	---
AVAX S.A. (CR)				(Contract Size: 100 Securities, Physical Delivery)													
1.38	1.35	1.358	1.34%	December 2023	1.39	1.39	1.35	1.35	1.35	---	---	---	1.49	---	46	85	1,438
				March 2024	---	---	---	---	1.35	---	---	---	---	---	---	---	---
				June 2024	---	---	---	---	1.36	---	---	---	---	---	---	---	---
				September 2024	---	---	---	---	1.36	---	---	---	---	---	---	---	---
CC HBC AG (CR)				(Contract Size: 100 Securities, Physical Delivery)													
24.15	23.83	23.97	-0.08%	December 2023	24.09	24.13	23.94	24.08	24.08	---	---	---	27.19	---	15	32	532
				March 2024	---	---	---	---	24.15	---	---	---	---	---	---	---	---
				June 2024	---	---	---	---	24.28	---	---	---	---	---	---	---	---
				September 2024	---	---	---	---	24.41	---	---	---	---	---	---	---	---
CENERGY HOLDINGS (CB)				(Contract Size: 100 Securities, Physical Delivery)													
6.84	6.59	6.78	2.73%	December 2023	6.70	6.86	6.70	6.83	6.83	---	---	---	7.22	---	40	198	4,531
				March 2024	---	---	---	---	6.65	---	---	---	---	---	---	---	---
				June 2024	---	---	---	---	6.68	---	---	---	---	---	---	---	---
				September 2024	---	---	---	---	6.71	---	---	---	---	---	---	---	---

Derivatives notes

Fixing prices and final open positions can be retrieved from the following path <http://www.helex.gr/el/web/guest/statistics-end-of-day-derivatives>

Underlying Asset				Derivatives Market													
Price max	Price min	Closing price	change	Delivery Month	Open price	Price max	Price min	Last price	Closing price	Last Bid	Last Ask	Fixing price*	Life high	Life low	Trades	Volume	Open Interest
ELLAKTOR (CR)				(Contract Size: 100 Securities, Physical Delivery)													
2.21	2.155	2.19	-0.46%	December 2023	2.19	2.22	2.18	2.20	2.20	---	---	---	2.31	---	9	39	911
				March 2024	---	---	---	---	2.22	---	---	---	---	---	---	---	---
				June 2024	---	---	---	---	2.23	---	---	---	---	---	---	---	---
				September 2024	---	---	---	---	2.24	---	---	---	---	---	---	---	---
ELVALHALCOR (CR)				(Contract Size: 100 Securities, Physical Delivery)													
1.73	1.654	1.722	3.99%	December 2023	1.67	1.73	1.67	1.72	1.72	---	---	---	2.09	---	30	83	1,254
				March 2024	---	---	---	---	1.67	---	---	---	---	---	---	---	---
				June 2024	---	---	---	---	1.68	---	---	---	---	---	---	---	---
				September 2024	---	---	---	---	1.68	---	---	---	---	---	---	---	---
EUROBANK HOLDINGS (CR)				(Contract Size: 100 Securities, Physical Delivery)													
1.58	1.5	1.58	5.37%	December 2023	1.52	1.58	1.52	1.58	1.58	---	---	---	1.60	---	215	4,502	35,999
				March 2024	---	---	---	---	1.51	---	---	---	---	---	---	---	---
				June 2024	---	---	---	---	1.52	---	---	---	---	---	---	---	---
				September 2024	---	---	---	---	1.53	---	---	---	---	---	---	---	---
EYDAP S.A. (CR)				(Contract Size: 100 Securities, Physical Delivery)													
5.74	5.65	5.74	0.88%	December 2023	5.72	5.73	5.72	5.73	5.73	---	---	---	6.52	---	2	3	2,372
				March 2024	---	---	---	---	5.73	---	---	---	---	---	---	---	---
				June 2024	---	---	---	---	5.76	---	---	---	---	---	---	---	---
				September 2024	---	---	---	---	5.79	---	---	---	---	---	---	---	---
FOURLIS (CR)				(Contract Size: 100 Securities, Physical Delivery)													
4.1	3.86	4.09	4.87%	December 2023	3.96	4.06	3.96	4.04	4.04	---	---	---	4.65	---	12	31	865
				March 2024	---	---	---	---	3.93	---	---	---	---	---	---	---	---
				June 2024	---	---	---	---	3.95	---	---	---	---	---	---	---	---
				September 2024	---	---	---	---	3.97	---	---	---	---	---	---	---	---
GEK TERNA (CR)				(Contract Size: 100 Securities, Physical Delivery)													
13.5	13.22	13.46	0.60%	December 2023	13.41	13.54	13.35	13.48	13.48	---	---	---	13.79	---	20	64	6,077
				March 2024	---	---	---	---	13.47	---	---	---	---	---	---	---	---
				June 2024	---	---	---	---	13.54	---	---	---	---	---	---	---	---
				September 2024	---	---	---	---	13.61	---	---	---	---	---	---	---	---
HELLENIC EXCHANGES-A.S.E. (CR)				(Contract Size: 100 Securities, Physical Delivery)													
5.1	4.865	5.1	5.37%	December 2023	4.92	5.10	4.92	5.10	5.10	---	---	---	5.13	---	78	695	8,298
				March 2024	---	---	---	---	4.87	---	---	---	---	---	---	---	---
				June 2024	---	---	---	---	4.90	---	---	---	---	---	---	---	---
				September 2024	---	---	---	---	4.92	---	---	---	---	---	---	---	---

Derivatives notes

Fixing prices and final open positions can be retrieved from the following path <http://www.helex.gr/el/web/guest/statistics-end-of-day-derivatives>

Underlying Asset				Derivatives Market													
Price max	Price min	Closing price	change	Delivery Month	Open price	Price max	Price min	Last price	Closing price	Last Bid	Last Ask	Fixing price*	Life high	Life low	Trades	Volume	Open Interest
HELLENiQ ENERGY (CR)				(Contract Size: 100 Securities, Physical Delivery)													
7.79	7.41	7.74	3.20%	December 2023	7.61	7.73	7.61	7.73	7.73	---	---	---	7.93	---	6	30	1,331
---	---	---	---	March 2024	---	---	---	---	7.55	---	---	---	---	---	---	---	---
---	---	---	---	June 2024	---	---	---	---	7.59	---	---	---	---	---	---	---	---
---	---	---	---	September 2024	---	---	---	---	7.63	---	---	---	---	---	---	---	---
INTRACOM HOLDINGS (CR)				(Contract Size: 100 Securities, Physical Delivery)													
2.335	2.23	2.29	2.00%	December 2023	2.27	2.33	2.26	2.31	2.31	---	---	---	2.34	---	50	307	4,768
---	---	---	---	March 2024	---	---	---	---	2.26	---	---	---	---	---	---	---	---
---	---	---	---	June 2024	---	---	---	---	2.27	---	---	---	---	---	---	---	---
---	---	---	---	September 2024	---	---	---	---	2.28	---	---	---	---	---	---	---	---
INTRAKAT (CR)				(Contract Size: 100 Securities, Physical Delivery)													
3.49	3.435	3.46	-1.00%	December 2023	3.44	3.50	3.44	3.48	3.48	---	---	---	3.52	---	41	171	6,866
---	---	---	---	March 2024	---	---	---	---	3.53	---	---	---	3.58	---	---	---	1,451
---	---	---	---	June 2024	---	---	---	---	3.54	---	---	---	---	---	---	---	---
---	---	---	---	September 2024	---	---	---	---	3.56	---	---	---	---	---	---	---	---
JUMBO SA (CR)				(Contract Size: 100 Securities, Physical Delivery)													
26.78	25.76	26.2	0.92%	December 2023	24.62	25.40	24.62	25.28	25.28	---	---	---	28.13	---	26	86	656
---	---	---	---	March 2024	---	---	---	---	26.14	---	---	---	---	---	---	---	---
---	---	---	---	June 2024	---	---	---	---	26.28	---	---	---	---	---	---	---	---
---	---	---	---	September 2024	---	---	---	---	26.41	---	---	---	---	---	---	---	---
LAMDA DEVELOPMENT SA (CR)				(Contract Size: 100 Securities, Physical Delivery)													
6.42	6.285	6.305	0.72%	December 2023	6.32	6.44	6.32	6.36	6.36	---	---	---	6.77	---	35	133	5,782
---	---	---	---	March 2024	---	---	---	---	6.30	---	---	---	---	---	---	---	---
---	---	---	---	June 2024	---	---	---	---	6.34	---	---	---	---	---	---	---	---
---	---	---	---	September 2024	---	---	---	---	6.37	---	---	---	---	---	---	---	---
MIG (CR)				(Contract Size: 100 Securities, Physical Delivery)													
3.95	3.84	3.93	2.61%	December 2023	3.83	3.88	3.81	3.85	3.85	---	---	---	4.70	---	5	17	57
---	---	---	---	March 2024	---	---	---	---	3.86	---	---	---	---	---	---	---	---
---	---	---	---	June 2024	---	---	---	---	3.88	---	---	---	---	---	---	---	---
---	---	---	---	September 2024	---	---	---	---	3.90	---	---	---	---	---	---	---	---
MOTOR OIL (CR)				(Contract Size: 100 Securities, Physical Delivery)													
22.98	21.82	22.98	4.74%	December 2023	22.17	23.00	22.17	22.86	22.86	---	---	---	24.10	---	18	40	1,188
---	---	---	---	March 2024	---	---	---	---	22.09	---	---	---	---	---	---	---	---
---	---	---	---	June 2024	---	---	---	---	22.21	---	---	---	---	---	---	---	---
---	---	---	---	September 2024	---	---	---	---	22.32	---	---	---	---	---	---	---	---

Derivatives notes

Fixing prices and final open positions can be retrieved from the following path <http://www.helex.gr/el/web/guest/statistics-end-of-day-derivatives>

Underlying Asset				Derivatives Market													
Price max	Price min	Closing price	change	Delivery Month	Open price	Price max	Price min	Last price	Closing price	Last Bid	Last Ask	Fixing price*	Life high	Life low	Trades	Volume	Open Interest
MYTILINEOS (CR)				(Contract Size: 100 Securities, Physical Delivery)													
35	34.64	35	1.45%	December 2023	34.76	35.20	34.76	35.19	35.19	---	---	---	38.12	---	83	191	3,386
				March 2024	---	---	---	---	34.74	---	---	---	---	---	---	---	---
				June 2024	---	---	---	---	34.92	---	---	---	---	---	---	---	---
				September 2024	---	---	---	---	35.10	---	---	---	---	---	---	---	---
NATIONAL BANK (CR)				(Contract Size: 100 Securities, Physical Delivery)													
5.86	5.48	5.8	5.80%	December 2023	5.54	5.85	5.50	5.81	5.81	---	---	---	6.43	---	619	10,606	26,465
				March 2024	5.75	5.75	5.75	5.75	5.75	---	---	---	5.75	---	1	10	570
				June 2024	---	---	---	---	5.55	---	---	---	---	---	---	---	---
				September 2024	---	---	---	---	5.58	---	---	---	---	---	---	---	---
OPAP (CR)				(Contract Size: 100 Securities, Physical Delivery)													
15.08	14.84	14.9	0.00%	December 2023	14.95	15.12	14.93	14.93	14.93	---	---	---	16.20	---	47	224	1,869
				March 2024	---	---	---	---	15.00	---	---	---	---	---	---	---	---
				June 2024	---	---	---	---	15.08	---	---	---	---	---	---	---	---
				September 2024	---	---	---	---	15.16	---	---	---	---	---	---	---	---
OPTIMA BANK (CR)				(Contract Size: 100 Securities, Physical Delivery)													
7.1	7.03	7.099	0.17%	December 2023	---	---	---	---	7.07	---	---	---	7.05	---	---	---	54
				March 2024	---	---	---	---	7.14	---	---	---	---	---	---	---	---
				June 2024	---	---	---	---	7.17	---	---	---	---	---	---	---	---
				September 2024	---	---	---	---	7.21	---	---	---	---	---	---	---	---
OTE (CR)				(Contract Size: 100 Securities, Physical Delivery)													
13.06	12.66	12.9	2.14%	December 2023	12.80	13.11	12.71	12.95	12.95	---	---	---	14.17	---	88	420	7,660
				March 2024	13.12	13.12	13.10	13.10	13.10	---	---	---	13.12	---	2	10	---
				June 2024	---	---	---	---	12.79	---	---	---	---	---	---	---	---
				September 2024	---	---	---	---	12.85	---	---	---	---	---	---	---	---
P.P.A. S.A. (CR)				(Contract Size: 100 Securities, Physical Delivery)													
22	21.55	22	0.92%	December 2023	---	---	---	---	22.06	---	---	---	22.35	---	---	---	207
				March 2024	---	---	---	---	21.95	---	---	---	---	---	---	---	---
				June 2024	---	---	---	---	22.07	---	---	---	---	---	---	---	---
				September 2024	---	---	---	---	22.18	---	---	---	---	---	---	---	---
PIRAEUS FINANCIAL HOLD (CR)				(Contract Size: 100 Securities, Physical Delivery)													
3.05	2.832	3.03	7.07%	December 2023	2.86	3.06	2.85	3.03	3.03	---	---	---	3.36	---	486	10,694	81,215
				March 2024	---	---	---	---	2.85	---	---	---	---	---	---	---	---
				June 2024	---	---	---	---	2.86	---	---	---	---	---	---	---	---
				September 2024	---	---	---	---	2.88	---	---	---	---	---	---	---	---

Derivatives notes

Fixing prices and final open positions can be retrieved from the following path <http://www.helex.gr/el/web/guest/statistics-end-of-day-derivatives>

Underlying Asset				Derivatives Market													
Price max	Price min	Closing price	change	Delivery Month	Open price	Price max	Price min	Last price	Closing price	Last Bid	Last Ask	Fixing price*	Life high	Life low	Trades	Volume	Open Interest
PPC (CR)				(Contract Size: 100 Securities, Physical Delivery)													
10.45	10.18	10.44	1.85%	December 2023	10.29	10.54	10.29	10.51	10.51	---	---		10.69	---	229	1,798	22,766
				March 2024	10.60	10.60	10.60	10.60	10.60	---	---		10.60	---	1	1	759
				June 2024	---	---	---	---	10.38	---	---		---	---	---	---	---
				September 2024	---	---	---	---	10.43	---	---		---	---	---	---	---
QUEST HOLDINGS (CR)				(Contract Size: 100 Securities, Physical Delivery)													
5.71	5.44	5.71	4.58%	December 2023	5.53	5.67	5.53	5.67	5.67	---	---		6.25	---	2	2	91
				March 2024	---	---	---	---	5.50	---	---		---	---	---	---	---
				June 2024	---	---	---	---	5.53	---	---		---	---	---	---	---
				September 2024	---	---	---	---	5.55	---	---		---	---	---	---	---
TERNA ENERGY (CR)				(Contract Size: 100 Securities, Physical Delivery)													
15.29	14.57	15.25	2.97%	December 2023	14.77	15.38	14.71	15.38	15.38	---	---		17.23	---	59	251	15,155
				March 2024	---	---	---	---	14.91	---	---		---	---	---	---	---
				June 2024	---	---	---	---	14.99	---	---		---	---	---	---	---
				September 2024	---	---	---	---	15.07	---	---		---	---	---	---	---
TITAN CEMENT (CB)				(Contract Size: 100 Securities, Physical Delivery)													
19.26	19.04	19.24	0.63%	December 2023	19.28	19.30	19.20	19.25	19.25	---	---		19.30	---	9	52	943
				March 2024	---	---	---	---	19.25	---	---		---	---	---	---	---
				June 2024	---	---	---	---	19.35	---	---		---	---	---	---	---
				September 2024	---	---	---	---	19.45	---	---		---	---	---	---	---
VIOHALCO SA/NV (CB)				(Contract Size: 100 Securities, Physical Delivery)													
5.2	4.9	5.13	4.27%	December 2023	5.00	5.23	4.99	5.16	5.16	---	---		6.66	---	83	278	5,079
				March 2024	---	---	---	---	4.95	---	---		---	---	---	---	---
				June 2024	---	---	---	---	4.98	---	---		---	---	---	---	---
				September 2024	---	---	---	---	5.01	---	---		---	---	---	---	---

Derivatives notes

Fixing prices and final open positions can be retrieved from the following path <http://www.helex.gr/el/web/guest/statistics-end-of-day-derivatives>

FTSE/Athex Large Cap

(Trade Unit: 1 Index Point x 2€ - Exercise Style: European, Cash Settlement)

Call Options															Put Options																				
November 2023								December 2023						Other Months		November 2023								December 2023						Other Months					
Exercise Price	Open price	Price max	Price min	Last price	Closing price	Volume	Open Interest	Open price	Price max	Price min	Last price	Closing price	Volume	Open Interest	Volume	Open Interest	Open price	Price max	Price min	Last price	Closing price	Volume	Open Interest	Open price	Price max	Price min	Last price	Closing price	Volume	Open Interest	Volume	Open Interest	Exercise Price		
1,975	-	-	-	-	-	-	-	0.00	0.00	0.00	-	950.00	-	-			-	-	-	-	-	-	-	0.00	0.00	0.00	-	0.01	-	-			1,975		
2,000	-	-	-	-	-	-	-	0.00	0.00	0.00	-	925.00	-	-			-	-	-	-	-	-	-	0.00	0.00	0.00	-	0.01	-	-			2,000		
2,050	-	-	-	-	-	-	-	0.00	0.00	0.00	-	875.00	-	-			-	-	-	-	-	-	-	0.00	0.00	0.00	-	0.01	-	-			2,050		
2,100	-	-	-	-	-	-	-	0.00	0.00	0.00	-	825.00	-	-			-	-	-	-	-	-	-	0.00	0.00	0.00	-	0.01	-	-			2,100		
2,150	-	-	-	-	-	-	-	0.00	0.00	0.00	-	775.00	-	-			-	-	-	-	-	-	-	0.00	0.00	0.00	-	0.01	-	-			2,150		
2,200	-	-	-	-	-	-	-	0.00	0.00	0.00	-	725.00	-	-			-	-	-	-	-	-	-	0.00	0.00	0.00	-	0.01	-	-			2,200		
2,250	-	-	-	-	-	-	-	0.00	0.00	0.00	-	675.00	-	-			-	-	-	-	-	-	-	0.00	0.00	0.00	-	0.02	-	-			2,250		
2,300	-	-	-	-	-	-	-	0.00	0.00	0.00	-	625.00	-	-			-	-	-	-	-	-	-	0.00	0.00	0.00	-	0.05	-	-			2,300		
2,350	-	-	-	-	-	-	-	0.00	0.00	0.00	-	575.00	-	-			-	-	-	-	-	-	-	0.00	0.00	0.00	-	0.13	-	-			2,350		
2,400	-	-	-	-	-	-	-	0.00	0.00	0.00	-	526.00	-	-			-	-	-	-	-	-	-	0.00	0.00	0.00	-	0.33	-	-			2,400		
2,450	0.00	0.00	0.00	-	480.00	-	-	0.00	0.00	0.00	-	476.00	-	-			0.00	0.00	0.00	-	0.02	-	-	0.00	0.00	0.00	-	0.74	-	-			2,450		
2,500	0.00	0.00	0.00	-	430.00	-	-	0.00	0.00	0.00	-	427.00	-	-			0.00	0.00	0.00	-	0.01	-	-	0.00	0.00	0.00	-	1.60	-	-			2,500		
2,550	0.00	0.00	0.00	-	380.00	-	-	0.00	0.00	0.00	-	379.00	-	-			0.00	0.00	0.00	-	0.04	-	-	0.00	0.00	0.00	-	3.10	-	-			2,550		
2,600	0.00	0.00	0.00	-	330.00	-	-	0.00	0.00	0.00	-	331.00	-	-			0.00	0.00	0.00	-	0.01	-	-	0.00	0.00	0.00	-	5.80	-	-			2,600		
2,650	0.00	0.00	0.00	-	280.00	-	-	0.00	0.00	0.00	-	286.00	-	-			0.00	0.00	0.00	-	0.06	-	-	0.00	0.00	0.00	-	10.00	-	-			2,650		
2,700	0.00	0.00	0.00	-	230.00	-	-	0.00	0.00	0.00	-	242.00	-	-			0.00	0.00	0.00	-	0.02	-	40	0.00	0.00	0.00	-	16.50	-	-			2,700		
2,750	0.00	0.00	0.00	-	180.00	-	20	0.00	0.00	0.00	-	202.00	-	-			0.00	0.00	0.00	-	0.18	-	20	0.00	0.00	0.00	-	26.00	-	-			2,750		
2,800	0.00	0.00	0.00	-	131.00	-	20	0.00	0.00	0.00	-	165.00	-	20			0.00	0.00	0.00	-	1.20	-	130	0.00	0.00	0.00	-	38.75	-	-			2,800		
2,850	0.00	0.00	0.00	-	85.00	-	22	0.00	0.00	0.00	-	132.00	-	80			2.50	0.00	2.50	2.50	2.50	1	70	37.00	37.00	33.00	33.00	33.00	7	43			2,850		
2,900	0.00	0.00	0.00	-	47.25	-	27	0.00	0.00	0.00	-	103.00	-	40			0.00	0.00	0.00	-	17.50	-	120	0.00	0.00	0.00	-	77.00	-	40			2,900		
2,950	39.00	39.00	39.00	39.00	39.00	1	15	124.00	126.00	124.00	126.00	126.00	2	121			30.00	39.00	8.00	8.00	8.00	38	72	0.00	0.00	0.00	-	103.00	-	81			2,950		
3,000	20.50	36.00	20.50	36.00	36.00	11	33	0.00	0.00	0.00	-	59.00	-	196			35.00	36.00	21.00	24.00	24.00	28	60	0.00	0.00	0.00	-	132.00	-	46			3,000		
3,050	16.75	17.25	16.75	17.00	17.00	60	65	60.50	74.00	60.50	74.00	74.00	4	25			0.00	17.25	0.00	-	122.00	-	21	0.00	0.00	0.00	-	166.00	-	20			3,050		
3,100	0.00	0.00	0.00	-	0.40	-	73	0.00	0.00	0.00	-	30.50	-	41			0.00	0.00	0.00	-	171.00	-	21	0.00	0.00	0.00	-	204.00	-	-			3,100		
3,150	7.00	7.00	7.00	7.00	7.00	5	28	0.00	0.00	0.00	-	21.25	-	-			0.00	7.00	0.00	-	220.00	-	40	0.00	0.00	0.00	-	244.00	-	-			3,150		
3,200	0.00	0.00	0.00	-	0.01	-	-	0.00	0.00	0.00	-	14.25	-	-			0.00	0.00	0.00	-	270.00	-	-	0.00	0.00	0.00	-	288.00	-	-			3,200		
3,250	0.00	0.00	0.00	-	0.03	-	-	0.00	0.00	0.00	-	9.50	-	-			0.00	0.00	0.00	-	320.00	-	-	0.00	0.00	0.00	-	333.00	-	-			3,250		
3,300	0.00	0.00	0.00	-	0.01	-	-	0.00	0.00	0.00	-	6.10	-	-			0.00	0.00	0.00	-	370.00	-	-	0.00	0.00	0.00	-	379.00	-	-			3,300		
3,350	0.00	0.00	0.00	-	0.01	-	-	0.00	0.00	0.00	-	3.80	-	-			0.00	0.00	0.00	-	420.00	-	-	0.00	0.00	0.00	-	427.00	-	-			3,350		
3,400	0.00	0.00	0.00	-	0.03	-	-	0.00	0.00	0.00	-	2.40	-	-			0.00	0.00	0.00	-	470.00	-	-	0.00	0.00	0.00	-	475.00	-	-			3,400		
3,450	0.00	0.00	0.00	-	0.01	-	-	0.00	0.00	0.00	-	1.40	-	-			0.00	0.00	0.00	-	520.00	-	-	0.00	0.00	0.00	-	524.00	-	-			3,450		
3,500	-	-	-	-	-	-	-	0.00	0.00	0.00	-	0.84	-	-			-	-	-	-	-	-	-	0.00	0.00	0.00	-	574.00	-	-			3,500		
Totals:						77	303							6	523	0	0							67	594							7	230	0	0
Number of Trades:						9								5		0								12								2		0	

ALPHA SERVICES HOLD (CR)

(Contract Size: 100 Securities, Exercise Style: American, Physical Delivery)

Call Options															Put Options																					
November 2023								December 2023								Other Months		November 2023								December 2023								Other Months		
Exerise Price	Open price	Price max	Price min	Last price	Closing price	Volume	Open Interest	Open price	Price max	Price min	Last price	Closing price	Volume	Open Interest	Volume	Open Interest	Open price	Price max	Price min	Last price	Closing price	Volume	Open Interest	Open price	Price max	Price min	Last price	Closing price	Volume	Open Interest	Volume	Open Interest	Exerise Price			
0.750						-	-	0.000	0.000	0.000		0.641	-	-								-	-	0.000	0.000	0.000		0.002	-	-			0.008			
0.800						-	-	0.000	0.000	0.000		0.591	-	-								-	-	0.000	0.000	0.000		0.001	-	-			0.008			
0.850	0.000	0.000	0.000		0.540	-	-	0.000	0.000	0.000		0.542	-	-			0.000	0.000	0.000		0.001	-	-	0.000	0.000	0.000		0.001	-	-			0.009			
0.900	0.000	0.000	0.000		0.490	-	-	0.000	0.000	0.000		0.492	-	-			0.000	0.000	0.000		0.002	-	-	0.000	0.000	0.000		0.001	-	-			0.009			
0.950	0.000	0.000	0.000		0.440	-	-	0.000	0.000	0.000		0.442	-	-			0.000	0.000	0.000		0.001	-	-	0.000	0.000	0.000		0.001	-	-			0.010			
1.000	0.000	0.000	0.000		0.390	-	-	0.000	0.000	0.000		0.392	-	-			0.000	0.000	0.000		0.001	-	-	0.000	0.000	0.000		0.001	-	-			0.010			
1.100	0.000	0.000	0.000		0.290	-	-	0.000	0.000	0.000		0.293	-	-			0.000	0.000	0.000		0.001	-	-	0.000	0.000	0.000		0.001	-	-			0.011			
1.200	0.000	0.000	0.000		0.191	-	-	0.000	0.000	0.000		0.199	-	-			0.000	0.000	0.000		0.001	-	-	0.000	0.000	0.000		0.007	-	-			0.012			
1.300	0.000	0.000	0.000		0.100	-	-	0.000	0.000	0.000		0.119	-	-			0.000	0.000	0.000		0.010	-	-	0.000	0.000	0.000		0.027	-	-			0.013			
1.400	0.000	0.000	0.000		0.037	-	-	0.000	0.000	0.000		0.061	-	-			0.000	0.000	0.000		0.047	-	-	0.000	0.000	0.000		0.069	-	-			0.014			
1.500	0.000	0.000	0.000		0.009	-	-	0.000	0.000	0.000		0.027	-	-			0.000	0.000	0.000		0.119	-	-	0.000	0.000	0.000		0.134	-	-			0.015			
1.600	0.000	0.000	0.000		0.001	-	-	0.000	0.000	0.000		0.010	-	-			0.000	0.000	0.000		0.211	-	-	0.000	0.000	0.000		0.218	-	-			0.016			
1.700	0.000	0.000	0.000		0.001	-	-	0.000	0.000	0.000		0.003	-	-			0.000	0.000	0.000		0.310	-	-	0.000	0.000	0.000		0.312	-	-			0.017			
1.800	0.000	0.000	0.000		0.001	-	-	0.000	0.000	0.000		0.001	-	-			0.000	0.000	0.000		0.410	-	-	0.000	0.000	0.000		0.410	-	-			0.018			
1.900	0.000	0.000	0.000		0.001	-	-	0.000	0.000	0.000		0.001	-	-			0.000	0.000	0.000		0.510	-	-	0.000	0.000	0.000		0.510	-	-			0.019			
2.000	0.000	0.000	0.000		0.002	-	-	0.000	0.000	0.000		0.001	-	-			0.000	0.000	0.000		0.610	-	-	0.000	0.000	0.000		0.610	-	-			0.020			
2.200	0.000	0.000	0.000		0.001	-	-	0.000	0.000	0.000		0.001	-	-			0.000	0.000	0.000		0.810	-	-	0.000	0.000	0.000		0.810	-	-			0.022			
2.400						-	-	0.000	0.000	0.000		0.001	-	-								-	-	0.000	0.000	0.000		1.01	-	-			0.024			
Totals:						0	0						0	0	0	0						0	0					0	0	0	0					
Number of Trades:						0							0		0							0.00						0		0						

NATIONAL BANK (CR)

(Contract Size: 100 Securities, Exercise Style: American, Physical Delivery)

Call Options																Put Options																				
November 2023								December 2023								Other Months		November 2023								December 2023								Other Months		
Exerise Price	Open price	Price max	Price min	Last price	Closing price	Volume	Open Interest	Open price	Price max	Price min	Last price	Closing price	Volume	Open Interest	Volume	Open Interest	Open price	Price max	Price min	Last price	Closing price	Volume	Open Interest	Open price	Price max	Price min	Last price	Closing price	Volume	Open Interest	Volume	Open Interest	Exerise Price			
2.600						-	-	0.000	0.000	0.000		2.88	-	-								-	-	0.000	0.000	0.000		0.001	-	-			0.026			
2.800						-	-	0.000	0.000	0.000		2.68	-	-								-	-	0.000	0.000	0.000		0.001	-	-			0.028			
3.000						-	-	0.000	0.000	0.000		2.49	-	-								-	-	0.000	0.000	0.000		0.001	-	-			0.030			
3.200						-	-	0.000	0.000	0.000		2.29	-	-								-	-	0.000	0.000	0.000		0.001	-	-			0.032			
3.400	0.000	0.000	0.000		2.08	-	-	0.000	0.000	0.000		2.09	-	-			0.000	0.000	0.000		0.001	-	-	0.000	0.000	0.000		0.001	-	-			0.034			
3.600	0.000	0.000	0.000		1.88	-	-	0.000	0.000	0.000		1.89	-	-			0.000	0.000	0.000		0.001	-	-	0.000	0.000	0.000		0.001	-	-			0.036			
3.800	0.000	0.000	0.000		1.68	-	-	0.000	0.000	0.000		1.69	-	-			0.000	0.000	0.000		0.001	-	-	0.000	0.000	0.000		0.001	-	-			0.038			
4.000	0.000	0.000	0.000		1.48	-	-	0.000	0.000	0.000		1.49	-	-			0.000	0.000	0.000		0.001	-	-	0.000	0.000	0.000		0.001	-	-			0.040			
4.400	0.000	0.000	0.000		1.08	-	-	0.000	0.000	0.000		1.10	-	-			0.000	0.000	0.000		0.001	-	-	0.000	0.000	0.000		0.009	-	-			0.044			
4.800	0.000	0.000	0.000		0.681	-	-	0.000	0.000	0.000		0.734	-	-			0.000	0.000	0.000		0.001	-	-	0.000	0.000	0.000		0.045	-	-			0.048			
5.200	0.000	0.000	0.000		0.293	-	4	0.000	0.000	0.000		0.434	-	-			0.000	0.000	0.000		0.012	-	-	0.000	0.000	0.000		0.145	-	-			0.052			
5.600	0.000	0.000	0.000		0.047	-	-	0.248	0.303	0.246	0.303	0.303	55	10			0.000	0.000	0.000		0.166	-	-	0.000	0.000	0.000		0.334	-	-			0.056			
6.000	0.000	0.000	0.000		0.002	-	-	0.000	0.000	0.000		0.099	-	-			0.000	0.000	0.000		0.521	-	-	0.000	0.000	0.000		0.610	-	-			0.060			
6.400	0.000	0.000	0.000		0.001	-	-	0.000	0.000	0.000		0.038	-	-			0.000	0.000	0.000		0.920	-	-	0.000	0.000	0.000		0.950	-	-			0.064			
6.800	0.000	0.000	0.000		0.001	-	-	0.000	0.000	0.000		0.013	-	-			0.000	0.000	0.000		1.32	-	-	0.000	0.000	0.000		1.33	-	-			0.068			
7.200	0.000	0.000	0.000		0.001	-	-	0.000	0.000	0.000		0.004	-	-			0.000	0.000	0.000		1.72	-	-	0.000	0.000	0.000		1.72	-	-			0.072			
7.600	0.000	0.000	0.000		0.001	-	-	0.000	0.000	0.000		0.001	-	-			0.000	0.000	0.000		2.12	-	-	0.000	0.000	0.000		2.12	-	-			0.076			
8.000	0.000	0.000	0.000		0.001	-	-	0.000	0.000	0.000		0.001	-	-			0.000	0.000	0.000		2.52	-	-	0.000	0.000	0.000		2.52	-	-			0.080			
8.400	0.000	0.000	0.000		0.001	-	-	0.000	0.000	0.000		0.001	-	-			0.000	0.000	0.000		2.92	-	-	0.000	0.000	0.000		2.92	-	-			0.084			
Totals:						0	4							55	10	0	0							0	0							0	1,454	0	0	
Number of Trades:						0								6		0								0.00								0		0		

OPAP (CR)

(Contract Size: 100 Securities, Exercise Style: American, Physical Delivery)

Call Options															Put Options																				
November 2023								December 2023								Other Months		November 2023								December 2023								Other Months	
Exercise Price	Open price	Price max	Price min	Last price	Closing price	Volume	Open Interest	Open price	Price max	Price min	Last price	Closing price	Volume	Open Interest	Volume	Open Interest	Open price	Price max	Price min	Last price	Closing price	Volume	Open Interest	Open price	Price max	Price min	Last price	Closing price	Volume	Open Interest	Volume	Open Interest	Exercise Price		
9.200						-	-	0.000	0.000	0.000		5.72	-	-								-	-	0.000	0.000	0.000		0.001	-	-			0.092		
9.600						-	-	0.000	0.000	0.000		5.32	-	-								-	-	0.000	0.000	0.000		0.001	-	-			0.096		
10.000	0.000	0.000	0.000		4.90	-	-	0.000	0.000	0.000		4.92	-	-			0.000	0.000	0.000		0.001	-	-	0.000	0.000	0.000		0.001	-	-			0.100		
11.000	0.000	0.000	0.000		3.90	-	-	0.000	0.000	0.000		3.92	-	-			0.000	0.000	0.000		0.001	-	-	0.000	0.000	0.000		0.001	-	-			0.110		
12.000	0.000	0.000	0.000		2.90	-	-	0.000	0.000	0.000		2.92	-	-			0.000	0.000	0.000		0.002	-	-	0.000	0.000	0.000		0.001	-	-			0.120		
13.000	0.000	0.000	0.000		1.90	-	-	0.000	0.000	0.000		1.93	-	-			0.000	0.000	0.000		0.001	-	-	0.000	0.000	0.000		0.009	-	-			0.130		
14.000	0.000	0.000	0.000		0.905	-	-	0.000	0.000	0.000		1.03	-	-			0.000	0.000	0.000		0.001	-	-	0.000	0.000	0.000		0.102	-	-			0.140		
15.000	0.000	0.000	0.000		0.120	-	-	0.000	0.000	0.000		0.389	-	-			0.000	0.000	0.000		0.217	-	10	0.000	0.000	0.000		0.464	-	-			0.150		
16.000	0.000	0.000	0.000		0.001	-	2	0.000	0.000	0.000		0.096	-	167			0.000	0.000	0.000		1.10	-	-	0.000	0.000	0.000		1.17	-	-			0.160		
17.000	0.000	0.000	0.000		0.001	-	-	0.000	0.000	0.000		0.015	-	-			0.000	0.000	0.000		2.10	-	-	0.000	0.000	0.000		2.10	-	-			0.170		
18.000	0.000	0.000	0.000		0.026	-	-	0.000	0.000	0.000		0.001	-	-			0.000	0.000	0.000		3.10	-	-	0.000	0.000	0.000		3.10	-	-			0.180		
19.000	0.000	0.000	0.000		0.003	-	-	0.000	0.000	0.000		0.001	-	-			0.000	0.000	0.000		4.10	-	-	0.000	0.000	0.000		4.10	-	-			0.190		
20.000	0.000	0.000	0.000		0.001	-	-	0.000	0.000	0.000		0.006	-	-			0.000	0.000	0.000		5.10	-	-	0.000	0.000	0.000		5.10	-	-			0.200		
22.000	0.000	0.000	0.000		0.001	-	-	0.000	0.000	0.000		0.001	-	-			0.000	0.000	0.000		7.10	-	-	0.000	0.000	0.000		7.10	-	-			0.220		
24.000	0.000	0.000	0.000		0.001	-	-	0.000	0.000	0.000		0.001	-	-			0.000	0.000	0.000		9.10	-	-	0.000	0.000	0.000		9.10	-	-			0.240		
Totals:						0	2							0	167	0	0							0	10							0	0	0	0
Number of Trades:						0								0		0								0.00								0		0	

OTE (CR)

(Contract Size: 100 Securities, Exercise Style: American, Physical Delivery)

Call Options																Put Options																				
November 2023								December 2023								Other Months		November 2023								December 2023								Other Months		
Exercise Price	Open price	Price max	Price min	Last price	Closing price	Volume	Open Interest	Open price	Price max	Price min	Last price	Closing price	Volume	Open Interest	Volume	Open Interest	Open price	Price max	Price min	Last price	Closing price	Volume	Open Interest	Open price	Price max	Price min	Last price	Closing price	Volume	Open Interest	Volume	Open Interest	Exercise Price			
9.200	0.000	0.000	0.000		3.43	-	-	0.000	0.000	0.000		3.45	-	-			0.000	0.000	0.000		0.001	-	-	0.000	0.000	0.000		0.001	-	-			0.092			
9.600	0.000	0.000	0.000		3.03	-	-	0.000	0.000	0.000		3.05	-	-			0.000	0.000	0.000		0.001	-	-	0.000	0.000	0.000		0.001	-	-			0.096			
10.000	0.000	0.000	0.000		2.63	-	-	0.000	0.000	0.000		2.65	-	-			0.000	0.000	0.000		0.001	-	-	0.000	0.000	0.000		0.001	-	-			0.100			
11.000	0.000	0.000	0.000		1.63	-	-	0.000	0.000	0.000		1.66	-	-			0.000	0.000	0.000		0.001	-	-	0.000	0.000	0.000		0.008	-	-			0.110			
12.000	0.000	0.000	0.000		0.640	-	-	0.000	0.000	0.000		0.769	-	-			0.000	0.000	0.000		0.007	-	-	0.000	0.000	0.000		0.118	-	-			0.120			
13.000	0.000	0.000	0.000		0.037	-	-	0.000	0.000	0.000		0.219	-	-			0.000	0.000	0.000		0.405	-	2	0.000	0.000	0.000		0.568	-	-			0.130			
14.000	0.000	0.000	0.000		0.001	-	5	0.000	0.000	0.000		0.033	-	-			0.000	0.000	0.000		1.37	-	-	0.000	0.000	0.000		1.39	-	-			0.140			
15.000	0.000	0.000	0.000		0.008	-	-	0.000	0.000	0.000		0.003	-	5			0.000	0.000	0.000		2.37	-	5	0.000	0.000	0.000		2.37	-	-			0.150			
16.000	0.000	0.000	0.000		0.001	-	-	0.000	0.000	0.000		0.006	-	-			0.000	0.000	0.000		3.37	-	-	0.000	0.000	0.000		3.37	-	-			0.160			
17.000	0.000	0.000	0.000		0.001	-	-	0.000	0.000	0.000		0.002	-	-			0.000	0.000	0.000		4.37	-	-	0.000	0.000	0.000		4.37	-	-			0.170			
18.000	0.000	0.000	0.000		0.001	-	-	0.000	0.000	0.000		0.001	-	-			0.000	0.000	0.000		5.37	-	-	0.000	0.000	0.000		5.37	-	-			0.180			
19.000	0.000	0.000	0.000		0.001	-	-	0.000	0.000	0.000		0.001	-	-			0.000	0.000	0.000		6.37	-	-	0.000	0.000	0.000		6.37	-	-			0.190			
20.000						-	-	0.000	0.000	0.000		0.001	-	-								-	-	0.000	0.000	0.000		7.37	-	-			0.200			
22.000						-	-	0.000	0.000	0.000		0.001	-	-								-	-	0.000	0.000	0.000		9.37	-	-			0.220			
Totals:						0	5						0	5	0	0						0	7					0	0	0	0					
Number of Trades:							0						0		0							0.00					0			0						

PIRAEUS FINANCIAL HOLD (CR)

(Contract Size: 100 Securities, Exercise Style: American, Physical Delivery)

Call Options															Put Options																					
November 2023								December 2023								Other Months		November 2023								December 2023								Other Months		
Exercise Price	Open price	Price max	Price min	Last price	Closing price	Volume	Open Interest	Open price	Price max	Price min	Last price	Closing price	Volume	Open Interest	Volume	Open Interest	Open price	Price max	Price min	Last price	Closing price	Volume	Open Interest	Open price	Price max	Price min	Last price	Closing price	Volume	Open Interest	Volume	Open Interest	Exercise Price			
0.950						-	-	0.000	0.000	0.000		1.88	-	-								-	-	0.000	0.000	0.000		0.001	-	-			0.010			
1.000						-	-	0.000	0.000	0.000		1.83	-	-								-	-	0.000	0.000	0.000		0.001	-	-			0.010			
1.100						-	-	0.000	0.000	0.000		1.73	-	-								-	-	0.000	0.000	0.000		0.001	-	-			0.011			
1.200						-	-	0.000	0.000	0.000		1.63	-	-								-	-	0.000	0.000	0.000		0.001	-	-			0.012			
1.300						-	-	0.000	0.000	0.000		1.53	-	-								-	-	0.000	0.000	0.000		0.001	-	-			0.013			
1.400						-	-	0.000	0.000	0.000		1.43	-	-								-	-	0.000	0.000	0.000		0.001	-	-			0.014			
1.500						-	-	0.000	0.000	0.000		1.33	-	-								-	-	0.000	0.000	0.000		0.001	-	-			0.015			
1.600						-	-	0.000	0.000	0.000		1.23	-	-								-	-	0.000	0.000	0.000		0.001	-	-			0.016			
1.700						-	-	0.000	0.000	0.000		1.13	-	-								-	-	0.000	0.000	0.000		0.001	-	-			0.017			
1.800	0.000	0.000	0.000		1.03	-	-	0.000	0.000	0.000		1.03	-	-			0.000	0.000	0.000		0.001	-	-	0.000	0.000	0.000		0.001	-	-			0.018			
1.900	0.000	0.000	0.000		0.930	-	-	0.000	0.000	0.000		0.933	-	-			0.000	0.000	0.000		0.001	-	-	0.000	0.000	0.000		0.001	-	-			0.019			
2.000	0.000	0.000	0.000		0.830	-	-	0.000	0.000	0.000		0.834	-	-			0.000	0.000	0.000		0.002	-	-	0.000	0.000	0.000		0.001	-	-			0.020			
2.200	0.000	0.000	0.000		0.630	-	-	0.000	0.000	0.000		0.635	-	-			0.000	0.000	0.000		0.001	-	-	0.000	0.000	0.000		0.002	-	-			0.022			
2.400	0.000	0.000	0.000		0.431	-	-	0.000	0.000	0.000		0.445	-	-			0.000	0.000	0.000		0.002	-	-	0.000	0.000	0.000		0.010	-	-			0.024			
2.600	0.000	0.000	0.000		0.235	-	-	0.000	0.000	0.000		0.278	-	-			0.000	0.000	0.000		0.004	-	-	0.000	0.000	0.000		0.043	-	-			0.026			
2.800	0.000	0.000	0.000		0.079	-	-	0.000	0.000	0.000		0.150	-	-			0.000	0.000	0.000		0.048	-	-	0.000	0.000	0.000		0.116	-	-			0.028			
3.000	0.000	0.000	0.000		0.012	-	-	0.000	0.000	0.000		0.070	-	-			0.000	0.000	0.000		0.182	-	-	0.000	0.000	0.000		0.235	-	-			0.030			
3.200	0.000	0.000	0.000		0.001	-	-	0.000	0.000	0.000		0.028	-	-			0.000	0.000	0.000		0.370	-	-	0.000	0.000	0.000		0.393	-	-			0.032			
3.400	0.000	0.000	0.000		0.001	-	-	0.000	0.000	0.000		0.010	-	-			0.000	0.000	0.000		0.570	-	-	0.000	0.000	0.000		0.576	-	-			0.034			
3.600	0.000	0.000	0.000		0.001	-	-	0.000	0.000	0.000		0.003	-	-			0.000	0.000	0.000		0.770	-	-	0.000	0.000	0.000		0.771	-	-			0.036			
3.800	0.000	0.000	0.000		0.001	-	-	0.000	0.000	0.000		0.001	-	-			0.000	0.000	0.000		0.970	-	-	0.000	0.000	0.000		0.970	-	-			0.038			
4.000	0.000	0.000	0.000		0.001	-	-	0.000	0.000	0.000		0.001	-	-			0.000	0.000	0.000		1.17	-	-	0.000	0.000	0.000		1.17	-	-			0.040			
4.400	0.000	0.000	0.000		0.001	-	-	0.000	0.000	0.000		0.001	-	-			0.000	0.000	0.000		1.57	-	-	0.000	0.000	0.000		1.57	-	-			0.044			
4.800	0.000	0.000	0.000		0.001	-	-	0.000	0.000	0.000		0.001	-	-			0.000	0.000	0.000		1.97	-	-	0.000	0.000	0.000		1.97	-	-			0.048			
5.200						-	-	0.000	0.000	0.000		0.001	-	-								-	-	0.000	0.000	0.000		2.37	-	-			0.052			
Totals:						0	0							0	0	0	0							0	0							0	0			
Number of Trades:						0								0		0								0.00								0	0			

PPC (CR)

(Contract Size: 100 Securities, Exercise Style: American, Physical Delivery)

Call Options																Put Options																				
November 2023								December 2023								Other Months		November 2023								December 2023								Other Months		
Exerise Price	Open price	Price max	Price min	Last price	Closing price	Volume	Open Interest	Open price	Price max	Price min	Last price	Closing price	Volume	Open Interest	Volume	Open Interest	Open price	Price max	Price min	Last price	Closing price	Volume	Open Interest	Open price	Price max	Price min	Last price	Closing price	Volume	Open Interest	Volume	Open Interest	Exerise Price			
4.400						-	-	0.000	0.000	0.000		5.86	-	-								-	-	0.000	0.000	0.000		0.001	-	-			0.044			
4.800						-	-	0.000	0.000	0.000		5.46	-	-								-	-	0.000	0.000	0.000		0.001	-	-			0.048			
5.200						-	-	0.000	0.000	0.000		5.06	-	-								-	-	0.000	0.000	0.000		0.001	-	-			0.052			
5.600						-	-	0.000	0.000	0.000		4.66	-	-								-	-	0.000	0.000	0.000		0.001	-	-			0.056			
6.000						-	-	0.000	0.000	0.000		4.26	-	-								-	-	0.000	0.000	0.000		0.001	-	-			0.060			
6.400						-	-	0.000	0.000	0.000		3.86	-	-								-	-	0.000	0.000	0.000		0.001	-	-			0.064			
6.800	0.000	0.000	0.000		3.45	-	-	0.000	0.000	0.000		3.46	-	-			0.000	0.000	0.000		0.001	-	-	0.000	0.000	0.000		0.001	-	-			0.068			
7.200	0.000	0.000	0.000		3.05	-	-	0.000	0.000	0.000		3.06	-	-			0.000	0.000	0.000		0.001	-	-	0.000	0.000	0.000		0.001	-	-			0.072			
7.600	0.000	0.000	0.000		2.65	-	-	0.000	0.000	0.000		2.66	-	-			0.000	0.000	0.000		0.001	-	-	0.000	0.000	0.000		0.001	-	-			0.076			
8.000	0.000	0.000	0.000		2.25	-	-	0.000	0.000	0.000		2.27	-	-			0.000	0.000	0.000		0.001	-	-	0.000	0.000	0.000		0.003	-	-			0.080			
8.400	0.000	0.000	0.000		1.85	-	-	0.000	0.000	0.000		1.88	-	-			0.000	0.000	0.000		0.002	-	-	0.000	0.000	0.000		0.011	-	-			0.084			
8.800	0.000	0.000	0.000		1.45	-	-	0.000	0.000	0.000		1.50	-	-			0.000	0.000	0.000		0.001	-	20	0.000	0.000	0.000		0.032	-	-			0.088			
9.200	0.000	0.000	0.000		1.05	-	-	0.000	0.000	0.000		1.15	-	-			0.000	0.000	0.000		0.001	-	25	0.000	0.000	0.000		0.081	-	-			0.092			
9.600	0.000	0.000	0.000		0.658	-	2	0.000	0.000	0.000		0.834	-	4			0.000	0.000	0.000		0.006	-	-	0.000	0.000	0.000		0.168	-	-			0.096			
10.000	0.000	0.000	0.000		0.312	-	10	0.000	0.000	0.000		0.575	-	3			0.000	0.000	0.000		0.060	-	-	0.000	0.000	0.000		0.308	-	-			0.100			
11.000	0.000	0.000	0.000		0.005	-	-	0.000	0.000	0.000		0.176	-	2			0.000	0.000	0.000		0.754	-	-	0.000	0.000	0.000		0.910	-	-			0.110			
12.000	0.000	0.000	0.000		0.001	-	-	0.000	0.000	0.000		0.037	-	-			0.000	0.000	0.000		1.75	-	-	0.000	0.000	0.000		1.77	-	-			0.120			
13.000	0.000	0.000	0.000		0.001	-	-	0.000	0.000	0.000		0.005	-	-			0.000	0.000	0.000		2.75	-	-	0.000	0.000	0.000		2.75	-	-			0.130			
14.000	0.000	0.000	0.000		0.001	-	-	0.000	0.000	0.000		0.001	-	-			0.000	0.000	0.000		3.75	-	-	0.000	0.000	0.000		3.75	-	-			0.140			
15.000	0.000	0.000	0.000		0.001	-	-	0.000	0.000	0.000		0.001	-	-			0.000	0.000	0.000		4.75	-	-	0.000	0.000	0.000		4.75	-	-			0.150			
16.000						-	-	0.000	0.000	0.000		0.001	-	-								-	-	0.000	0.000	0.000		5.75	-	-			0.160			
Totals:						0	12						0	9	0	0						0	45					0	0	0	0					
Number of Trades:							0						0		0							0.00					0		0							

Lending Products	Underlying Title	Multilateral Transactions[1]					Bilateral Transactions[2]		Stock Borrowing through OTC (volume)[3]
		Open Interest[5]	Volume(Offered)	Average Weighted	Transactions volume	Average Weighted	Transactions Volume	Average Weighted	Transactions Volume
ADMIEBOR	ADMIE (IPTO) HOLDING S.A. (CR)	1,000	---	---	---	---	---	---	188,669
AEGNBOR	AEGEAN AIRLINES (CR)	---	---	---	---	---	---	---	174,491
ALPHABOR	ALPHA SERVICES HOLD (CR)	23,070	---	---	---	---	---	---	57,279,561
OTOELBOR	AUTOHELLAS SA (CR)	1,500	---	---	---	---	---	---	118,982
AVAXBOR	AVAX S.A. (CR)	---	---	---	---	---	---	---	---
EEEBOR	CC HBC AG (CR)	9,058	---	---	---	---	---	---	47,768
CENERBOR	CENERGY HOLDINGS (CB)	922	---	---	---	---	---	---	127,723
ELLAKTORBOR	ELLAKTOR (CR)	12,681	---	---	---	---	---	---	46,378
ELHABOR	ELVALHALCOR (CR)	1,278	---	---	---	---	---	---	64,887
EUROBBOR	EUROBANK HOLDINGS (CR)	15,000	---	---	---	---	---	---	34,120,033
EYDAPBOR	EYDAP S.A. (CR)	845	---	---	---	---	---	---	231,462
FFGRPBOR	FOLLI FOLLIE (CR)	---	---	---	---	---	---	---	886,279
FOYRKBOR	FOURLIS (CR)	230	---	---	---	---	---	---	12,123
GEKTERNABOR	GEK TERNA (CR)	---	---	---	---	---	---	---	3,698
SARBOR	GR. SARANTIS S.A. (CR)	1,949	---	---	---	---	---	---	19,500
EXAEBOR	HELLENIC EXCHANGES-A.S.E. (CR)	4,200	---	---	---	---	---	---	167,047
ELPEBOR	HELLENIQ ENERGY (CR)	400	---	---	---	---	---	---	248,270
INTRKBOR	INTRACOM HOLDINGS (CR)	---	---	---	---	---	---	---	---
INKATBOR	INTRAKAT (CR)	---	---	---	---	---	---	---	---
BELABOR	JUMBO SA (CR)	2,575	---	---	---	---	---	---	196,303
LAMDABOR	LAMDA DEVELOPMENT SA (CR)	400	---	---	---	---	---	---	465,665
MIGBOR	MIG (CR)	1,921	---	---	---	---	---	---	40,179
MOHBOR	MOTOR OIL (CR)	24,301	---	---	---	---	---	---	450,843
MYTILBOR	MYTILINEOS (CR)	2,761	---	---	---	---	---	---	149,528
ETEBOR	NATIONAL BANK (CR)	---	---	---	10,000	5.58%	---	---	12,020,454
OPAPBOR	OPAP (CR)	4,400	---	---	---	---	---	---	1,553,608
OPTIMABOR	OPTIMA BANK (CR)	---	---	---	---	---	---	---	---
HTOBOR	OTE (CR)	1,750	---	---	---	---	---	---	1,521,955
PPABOR	P.P.A. S.A. (CR)	500	---	---	---	---	---	---	67,791
TPEIRBOR	PIRAEUS FINANCIAL HOLD (CR)	5,000	---	---	---	---	---	---	1,328,728
PPCBOR	PPC (CR)	2,000	---	---	---	---	---	---	1,278,881

Stock Lending Notes

[1] - Multilateral contracts Lending or Borrowing as per Methods 8-1, 8-2 and 8-3-3 (According to ATHEX BoD Resolution No.17)

[2] - Bilateral Contracts Lending or Borrowing as per Methods 8-3-1 and 8-3-2 (According to ATHEX BoD Resolution No.20)

[3] - The information concerning OTC Stock Borrowing Transactions is based on the statements of the Dematerialised Securities System (DSS) operators involved and refers to volumes that have been registered up until the previous working day.

[4] - Average Price (Volume weighted)

[5] - The Data concerning Open Interest before the start of trading session

Lending Products	Underlying Title	Multilateral Transactions[1]					Bilateral Transactions[2]		Stock Borrowing through OTC (volume)[3]
		Open Interest[5]	Volume(Offered)	Average Weighted	Transactions volume	Average Weighted	Transactions Volume	Average Weighted	Transactions Volume
QUALBOR	QUALITY & RELIABILITY SA (CR)	---	---	---	---	---	---	---	---
QUESTBOR	QUEST HOLDINGS (CR)	391	---	---	---	---	---	---	51,564
TENERGYBOR	TERNA ENERGY (CR)	---	---	---	---	---	---	---	287,511
TITCBOR	TITAN CEMENT (CB)	2,368	---	---	---	---	---	---	230,420
VIOBOR	VIOHALCO SA/NV (CB)	1,060	---	---	---	---	---	---	---

Stock Lending Notes

- [1] - Multilateral contracts Lending or Borrowing as per Methods 8-1, 8-2 and 8-3-3 (According to ATHEX BoD Resolution No.17)
- [2] - Bilateral Contracts Lending or Borrowing as per Methods 8-3-1 and 8-3-2 (According to ATHEX BoD Resolution No.20)
- [3] - The information concerning OTC Stock Borrowing Transactions is based on the statements of the Dematerialised Securities System (DSS) operators involved and refers to volumes that have been registered up until the previous working day.
- [4] - Average Price (Volume weighted)
- [5] - The Data concerning Open Interest before the start of trading session

Sectors codification for listed companies

12003-	ETF	10101010	Computer Services
10101015	Software	10102030	Computer Hardware
15101010	Telecommunications Equipment	15102015	Telecommunications Services
20101010	Health Care Facilities	20101025	Health Care Services
20102010	Medical Equipment	20103015	Pharmaceuticals
30101010	Banks	30202000	Diversified Financial Services
30202010	Asset Managers & Custodians	30202015	Investment Services
30204000	Closed End Investments	30302010	Full Line Insurance
30302015	Insurance Brokers	30302025	Property and Casualty Insurance
35101010	Real Estate Holding and Development	35101015	Real Estate Services
35102000	Diversified REITs	35102030	Office REITs
35102045	Retail REITs.	40201040	Rental & Leasing Services: Consumer
40202010	Home Construction	40202015	Household Furnishings
40202020	Household Appliance	40203040	Electronic Entertainment
40204020	Clothing & Accessories	40301010	Entertainment
40301030	Publishing	40301035	Radio & TV Broadcasters
40401010	Diversified Retailers	40401020	Apparel Retailers
40401025	Home Improvement Retailers	40401030	Specialty Retailers
40501010	Airlines	40501015	Travel & Tourism
40501020	Casinos & Gambling	40501025	Hotels & Motels
45101015	Distillers & Vintners	45101020	Soft Drinks
45102010	Farming Fishing Ranching & Plantations	45102020	Food Products
45103010	Tobacco	45201010	Food Retailers & Wholesalers
45201020	Personal Products	50101010	Construction
50101020	Building Roof/Wallboard and Plumbing	50101030	Cement
50101035	Building Materials: Other	50202010	Electrical Components
50203000	Diversified Industrials	50203015	Plastics
50203030	Containers & Packaging	50204000	Machinery: Industrial
50204020	Machinery: Construction & Handling	50205010	Industrial Suppliers
50205020	Back Office Support HR & Consulting	50205030	Forms & Bulk Printing Services
50206015	Commercial Vehicles & Parts	50206030	Marine Transportation
50206060	Transportation Services	55101000	Diversified Materials
55101020	Textile Products	55102000	General Mining
55102010	Iron & Steel	55102015	Metal Fabricating
55102035	Aluminum	60101020	Oil Refining and Marketing
65101010	Alternative Electricity	65101015	Conventional Electricity
65102030	Water		



ATHEX
Athens Stock Exchange

Λεωφ. Αθηνών 110 104 42 Αθήνα
110, Athinon Ave. GR 104 42 Athens
tel. (+30)210-33.66.800, fax (+30)210-33.66.101
www.athexgroup.gr