

23

Ημερήσιο Δελτίο
Συναλλακτικής Δραστηριότητας

Daily Official List
of Trading Activity

Wednesday, 15 November, 2023

Year: 144 Trading Day No: 219



ATHEXGROUP
Athens Exchange Group

Disclaimer:

Hellenic Exchanges-Athens Stock Exchange S.A. endeavours to ensure that the data and other material ("Information") presented on the Daily Official List are accurate and complete, but it is not liable for any errors or omissions of data or /and for the accuracy, credibility, updating and completeness of the aforesaid information nor it has any liability arising directly or indirectly from the use of the above Information.

The Company is not liable for the accuracy of the data included in listed companies' announcements. Only the sender of such an announcement is fully and solely liable for any infringement of third party's rights from the content of such announcement. All contents of the Daily Official List are provided only for information purposes and do not constitute investment advice or solicitation to invest in securities or other products listed for trading on the Exchange.

You acknowledge and agree that the Company is the owner of any property rights related to any Information appearing on the Daily Official List including intellectual property rights copyright, trademarks, etc.

The above data are a property of the Hellenic Exchanges-Athens Exchange and are copyright protected. Users are forbidden to reproduce, modify, copy, sale, transmit or redistribute, by all reproduction means and methods, part or the whole of the above data, without reference to their source.

The commercial exploitation of these data is, also, forbidden by third parties. Hellenic Exchanges-Athens Exchange does not carry any responsibility, direct or indirect, derived from usage or accidental alteration of the above data when used by third parties.

Hellenic Exchanges – Athens Stock Exchange S.A.

110 Athinon Ave., 10442 Athens, Tel: (210) 33.66.800, Fax: (210) 32.13.938

www.athexgroup.gr

Thessalonica Stock Exchange Center (T.S.E.C)

16-18 Katouni Str., Thessalonica 546 25 Tel: (2310) 567.667, Fax: (2310) 530.545

Athex Members Guarantee Fund

14-16 Fidiou Str., Athens 106 78, Tel: (210) 33.04.682, Fax: (210) 33.04.155

Hellenic Republic Capital Market Commission

1 Kolokotroni Str. & 1 Stadiou Str., Athens 10562 Tel: (210) 33.77.100 Fax: (210) 33.77.173

Table of Contents

Section 1: Statistical Figures of Securities, Derivatives and Lending

Summary of Markets

Athex Indices

Analytic Figures for Athex Market's Boards and Categories

Trading Details by Athex Sectors and Financial Instruments (ETFs)

Top 10 best & worst performing Shares

Derivatives Summary

Section 2: Analytic Figures of Shares Transactions

Analytic Figures of Shares Transactions

Shares' Notes

Section 3: Figures of Securities Transactions

Securities Blocks Details

Shares Rights Details

Stock Borrowing

Forced Sales Details

Forced Sales Registered Shares

Exchange Traded Funds (ETFs) Characteristics

Section 5: Bonds traded in Fixed Income Assets Market

Convertible Corporate Bonds - Regulated Market

Non Convertible Corporate Bonds - Regulated Market

Government Bonds

Treasury Bills & Zero Coupon Government Bonds

Government Bonds Traded with the Open Outcry Method

State Banks Bonds

Section 6: Additional Infos

Athex & ATHEXClear Members List

List of Stocks under Market Making operations

Section 7: Derivatives Market Analytic Figures

Index Futures

Stock Futures

Index Options

Stock Options

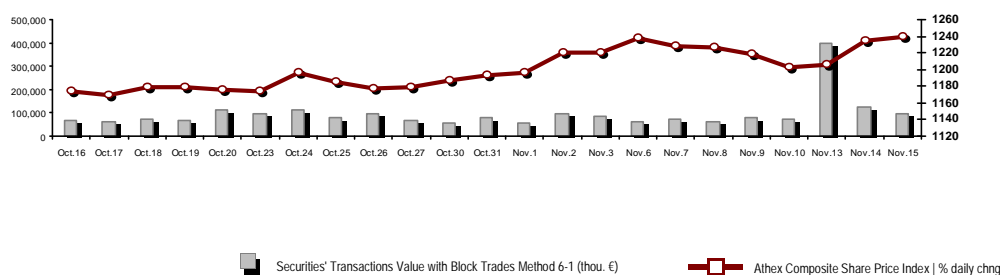
Stock Lending Analytic Figures

Appendix A: Sectors codification for listed companies

Section codification follows the corresponding from the Greek version of Daily Official List for reference purposes.

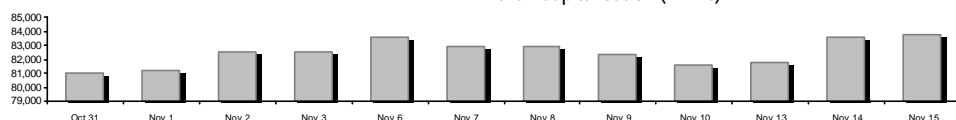
Summary of Markets

Athex Composite Share Price Index vs Shares and Derivatives Transactions Value

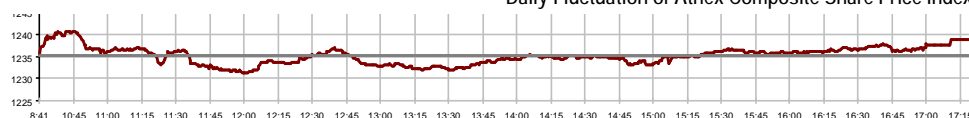


Athex Capitalisation (mill. €) **:	83,792.66		Derivatives Total Open Interest	486,872	
Daily change: mill. € %	183.54	0.22%	in Index Futures % daily chng	5,244	2.08%
Yearly Avg Capitalisation: mill. € % chng prev year Avg	79,568.10	26.18%	in Stock Futures % daily chng	478,191	-0.59%
Athex Composite Share Price Index % daily chng	1,238.76	0.28%	in Index Options % daily chng	1,662	0.73%
Athex Composite Share Price Index Capitalisation (mill. €)	75,742.92		in Stock Options % daily chng	1,775	2.60%
Daily change (mill. €)	195.85				
Securities' Transactions Value with Block Trades Method 6-1 (t	97,136.23		Derivatives Contracts Volume:	24,667	
Daily change: %	-27,504.47	-22.07%	Daily change: pieces %	-26,845	-52.11%
YtD Avg Trans. Value: thou. € % chng prev year Avg	104,198.94	44.22%	YtD Avg Derivatives Contracts % chng prev year Avg	43,962	27.98%
Blocks Transactions Value of Method 6-1 (thou. €)	8,362.44		Derivatives Trades Number:	1,898	
Blocks Transactions Value of Method 6-2 & 6-3 (thou. €)	0.00		Daily change: number %	-1,450	-43.31%
Bonds Transactions Value (thou.€)	617.64		YtD Avg Trades number % chng prev year Avg	2,340	13.92%
Securities' Transactions Volume with Block Trades Method 6-1 (tho	23,484.92		Lending Total Open Interest	131,560	
Daily change: thou. pieces %	-15,388.95	-39.59%	Daily change: pieces %	10,000	8.23%
YtD Avg Volume: % chng prev year Avg	33,747.86	19.04%	Lending Volume (Multilateral/Bilateral)	0	
Blocks Transactions Volume of Method 6-1 (thou. Pieces)	1,637.65		Daily change: pieces %	-10,000	
Blocks Transactions Volume of Method 6-2 & 6-3 (thou. Pieces)	0.00		Multilateral Lending	0	
Bonds Transactions Volume	667,000		Bilateral Lending	0	
Securities' Trades Number with Block Trades Method 6-1	39,214		Lending Trades Number:	0	
Daily change: number %	-11,177	-22.18%	Daily change: %	-3	
YtD Avg Trades number % chng prev year Avg	36,140	22.86%	Multilateral Lending Trades Number	0	
Number of Blocks Method 6-1	10		Bilateral Lending Trades Number	0	
Number of Blocks Method 6-2 & 6-3	0				
Number of Bonds Transactions	190				

Athex Capitalisation (mill. €) **



Daily Fluctuation of Athex Composite Share Price Index



Athex Composite Share Price Index at 14/11/2023

Daily Fluctuation of Athex Composite Share Price Index at 15/11/2023

Athex Indices

Index name	15/11/2023	14/11/2023	pts.	%	Min	Max	Year min	Year max	Year change
Athex Composite Share Price Index	1,238.76 #	1,235.27	3.49	0.28%	1,231.29	1,240.61	929.79	1,351.68	33.23% #
Athex ESG Index	1,414.50 #	1,411.93	2.57	0.18%	1,403.87	1,417.09	1,057.52	1,541.00	33.74% #
FTSE/Athex Large Cap	3,014.22 #	3,007.34	6.88	0.23%	2,991.01	3,019.72	2,250.77	3,280.71	33.88% #
FTSE/Athex Mid Cap Index	2,038.79 #	2,032.54	6.25	0.31%	2,025.45	2,040.39	1,411.43	2,224.46	44.45% #
FTSE/ATHEX High Dividend Yield Index	3,694.32 #	3,687.17	7.15	0.19%	3,678.77	3,712.39	3,028.28	4,088.01	21.99% #
FTSE/ATHEX Global Traders Index Plus	3,761.94 #	3,756.73	5.21	0.14%	3,744.98	3,788.49	2,616.09	4,115.43	43.80% #
FTSE/ATHEX Mid & Small Cap Factor-Weighted Ind	5,358.50 #	5,316.19	42.31	0.80%	5,295.92	5,358.50	4,353.12	5,946.34	21.91% #
ATHEX Select Index Plus	4,357.97 #	4,337.67	20.30	0.47%	4,334.52	4,371.09	3,071.06	4,762.60	41.90% #
ATHEX Select Index	6,299.12 #	6,292.79	6.33	0.10%	6,274.63	6,325.03	4,343.88	7,125.71	45.01% #
FTSE/Athex Market Index	716.57 #	714.81	1.76	0.25%	711.24	717.59	539.21	780.89	32.86% #
Athex Composite Index Total Return Index	2,247.74 #	2,241.39	6.35	0.28%	2,234.18	2,251.09	1,641.17	2,440.14	36.96% #
FTSE/Athex Large Cap Total Return	4,963.19 #	4,951.86	11.33	0.23%			3,623.42	5,338.50	37.83% #
FTSE/Athex Mid Cap Total Return	2,743.91 #	2,735.50	8.41	0.31%			1,881.61	2,956.50	47.71% #
Hellenic Mid & Small Cap Index	1,840.18 #	1,833.82	6.36	0.35%	1,829.17	1,844.87	1,365.14	2,011.62	34.80% #
FTSE/Athex Banks	1,015.24 #	1,014.30	0.94	0.09%	999.32	1,015.56	640.09	1,117.78	58.49% #
FTSE/Athex Financial Services	1,279.83 #	1,260.07	19.76	1.57%	1,250.18	1,282.30	672.72	1,514.55	86.72% #
FTSE/Athex Industrial Goods & Services	8,023.52 #	7,922.29	101.23	1.28%	7,833.77	8,032.53	4,603.86	8,651.06	72.98% #
FTSE/Athex Retail	1,152.38 #	1,147.85	4.53	0.39%	1,139.06	1,158.19	901.21	1,375.58	27.87% #
FTSE/ATHEX Real Estate	4,255.44 #	4,165.82	89.62	2.15%	4,165.82	4,255.44	3,750.22	4,816.41	4.48% #
FTSE/Athex Consumer Goods & Services	14,600.60 #	14,571.40	29.20	0.20%	14,534.97	14,855.82	8,974.47	16,184.74	59.43% #
FTSE/Athex Food & Beverage	9,081.17 #	9,011.92	69.25	0.77%	9,011.92	9,127.93	8,101.49	11,188.59	7.26% #
FTSE/Athex Basic Resources	7,883.21 #	7,849.13	34.08	0.43%	7,788.25	7,931.72	6,463.31	10,590.89	21.48% #
FTSE/Athex Construction & Materials	4,669.34 #	4,646.66	22.68	0.49%	4,636.19	4,682.96	3,204.90	4,808.27	45.69% #
FTSE/Athex Energy	5,119.87 €	5,259.69	-139.82	-2.66%	5,092.35	5,259.69	4,689.99	5,856.79	1.79% #
FTSE/Athex Travel & Leisure	2,760.11 #	2,738.87	21.24	0.78%	2,738.26	2,776.91	2,196.17	3,051.18	24.48% #
FTSE/Athex Technology	2,946.50 #	2,924.17	22.33	0.76%	2,916.98	2,946.50	2,047.81	3,153.87	43.44% #
FTSE/Athex Telecommunications	3,578.62 €	3,605.98	-27.36	-0.76%	3,578.62	3,650.32	3,511.53	4,415.99	-12.11% €
FTSE/Athex Utilities	5,521.54 €	5,531.32	-9.78	-0.18%	5,457.44	5,553.74	4,598.77	6,190.27	20.07% #
FTSE/Athex Health Care	440.93 €	445.79	-4.86	-1.09%	438.59	451.26	380.60	504.88	5.26% #
FTSE/Athex Personal Products	8,245.64 #	8,075.05	170.59	2.11%	8,075.05	8,442.30	6,441.87	8,442.30	24.81% #
Athex All Share Index	289.33 #	288.69	0.64	0.22%	289.33	289.33	231.11	314.56	25.66% #
MSCI GREECE REBASED	4,831.12 #	4,829.63	1.49	0.03%	4,789.70	4,848.35	4,125.04	5,209.29	--- -
Hellenic Corporate Bond Index	126.47 #	126.21	0.26	0.20%			118.78	126.47	6.28% #
Hellenic Corporate Bond Price Index	88.80 #	88.62	0.17	0.20%			85.96	88.80	2.98% #

Note 1: FTSE/Med 100, Hellenic Corporate Bond Price Index and Hellenic Corporate Bond Index closing prices refer to the previous trading day of 13/11/2023.

Note 2: The Hellenic Mid & Small Cap Index is a Customized index calculated by the Athens Exchange.

Analytic Figures for Athex Market's Boards and Categories

	Total Traded Securities	Main Market	Surveillance	Exchange Traded Funds (ETFs)
Totals	122	113	8	1
Gain / Lose / Same:	61 / 41 / 20	58 / 38 / 17	2 / 3 / 3	1 / 0 / 0
Athex Capitalisation (mill. €) **	83,792.66	83,624.98	167.68	
Daily Average Trans/ons Value(thou.€)	104,198.94	103,901.82	266.23	71.11
Transactions Value	97,136.23	96,812.38	138.81	185.04
Main Board:	88,773.79	88,449.94	138.81	185.04
Blocks Board 6_2_3:	8,362.44	8,362.44	0.00	0.00
Forced Sales Board:	0.00	0.00	0.00	0.00
Special Terms Board:	0.00	0.00	0.00	0.00
Daily Average Transactions Volume	33,747,862	32,671,393	1,079,080	2,466
Transactions Volume	23,484,924	22,699,598	779,221	6,105
Main Board:	21,847,270	21,061,944	779,221	6,105
Blocks Board 6_2_3:	1,637,654	1,637,654	0	0
Forced Sales Board:	0	0	0	0
Special Terms Board:	0	0	0	0
Daily Average Number of Trades	36,140	35,923	213	4
Number of Trades	39,214	39,084	118	12
Main Board:	39,204	39,074	118	12
Blocks Board 6_2_3:	10	10	0	0
Forced Sales Board:	0	0	0	0
Special Terms Board:	0	0	0	0

Trading Details by Athex Sectors and Financial Instruments (ETFs)

Code	Sectors	Gain / Lose / Same	Number of Trades	Transactions Volume	Transactions Value	% of Total Trans. Value
3010	- Banks	4 / 2 / 1	12,886	14,193,017	35,168,212.61	36.21%
5510	- Basic Resources	8 / 5 / 2	1,105	351,529	958,638.19	0.99%
5010	- Construction & Materials	5 / 4 / 4	2,597	1,948,435	5,755,422.47	5.93%
4020	- Consumer Products & Services	3 / 3 / 1	549	257,681	686,849.20	0.71%
6010	- Energy	1 / 3 / 0	3,383	400,521	6,060,366.24	6.24%
12000	- Financial Instruments	1 / 0 / 0	12	6,105	185,038.88	0.19%
3020	- Financial Services	1 / 2 / 2	515	116,518	599,708.70	0.62%
4510	- Food Beverage & Tobacco	3 / 2 / 1	189	17,143	310,559.59	0.32%
2010	- Health Care	1 / 2 / 0	120	47,290	47,592.31	0.05%
5020	- Industrial Goods & Services	11 / 4 / 2	4,136	949,645	11,800,758.80	12.15%
3030	- Insurance	0 / 0 / 1	19	2,726	10,712.89	0.01%
4030	- Media	1 / 1 / 0	26	12,680	5,953.48	0.01%
4520	- Personal Care, Drug & Grocery Stores	3 / 0 / 0	292	63,448	310,740.33	0.32%
3510	- Real Estate	6 / 2 / 2	1,629	738,618	1,908,506.69	1.96%
4040	- Retail	3 / 2 / 1	1,533	373,268	7,505,447.95	7.73%
1010	- Technology	6 / 3 / 1	1,189	339,774	1,118,486.05	1.15%
1510	- Telecommunications	1 / 1 / 0	2,273	520,648	6,703,656.62	6.90%
4050	- Travel & Leisure	2 / 2 / 1	3,767	2,284,811	11,868,296.91	12.22%
6510	- Utilities	1 / 3 / 1	2,994	861,067	6,131,280.80	6.31%

Top 10 best & worst performing Shares

Main Market					
With positive Price change	Closing price	change	With negative Price change	Closing price	change
ELTON SA (CR)	2.08	4.52% #	IKTINOS HELLAS SA (CR)	0.4435	-7.60% €
ELASTRON (CR)	2.89	3.58% #	KEKROPS SA (CR)	1.57	-6.55% €
LAMDA DEVELOPMENT SA (CR)	6.48	2.78% #	AUSTRIACARD (CB)	5.9	-4.06% €
QUEST HOLDINGS (CR)	5.85	2.45% #	MOTOR OIL (CR)	22.14	-3.66% €
GR. SARANTIS S.A. (CR)	8.31	2.21% #	INTRALOT (CR)	0.9	-3.02% €
CENERGY HOLDINGS (CB)	6.93	2.21% #	TECHNICAL OLYMPIC SA (CR)	2.32	-2.52% €
TPA SA (CR)	23.4	2.18% #	INTERWOOD-XYLEMPORIA (CR)	0.332	-2.35% €
VARVERIS - MODA BAGNO SA (CR)	1.45	2.11% #	THESSALONIKA WATER & SEWERAGE	2.98	-2.29% €
SPACE HELLAS SA (CR)	6.88	2.08% #	ELVALHALCOR (CR)	1.688	-1.97% €
KLOUKINAS - LAPPAS SA (CR)	1.18	1.72% #	DOMIKI KRITIS SA (CR)	3.39	-1.74% €
With the highest Transactions Value	Value (thou. €)	change	With the highest Transactions Volume	Volume	change
NATIONAL BANK (CR)	14,125.25	-0.86% €	ALPHA SERVICES HOLD (CR)	5,274,914	0.54% #
MYTILINEOS (CR)	10,451.30	1.31% #	EUROBANK HOLDINGS (CR)	4,627,383	0.00% -
OPAP (CR)	8,319.87	1.07% #	NATIONAL BANK (CR)	2,462,454	-0.86% €
ALPHA SERVICES HOLD (CR)	7,787.71	0.54% #	PIRAEUS FINANCIAL HOLD (CR)	1,723,034	1.06% #
EUROBANK HOLDINGS (CR)	7,265.49	0.00% -	INTRALOT (CR)	1,206,665	-3.02% €
JUMBO SA (CR)	7,163.40	0.30% #	INTRAKAT (CR)	1,010,148	0.29% #
OTE (CR)	6,688.32	-0.77% €	OPAP (CR)	554,151	1.07% #
PIRAEUS FINANCIAL HOLD (CR)	5,222.88	1.06% #	OTE (CR)	518,367	-0.77% €
MOTOR OIL (CR)	4,578.93	-3.66% €	TRADE ESTATES REIC (CR)	455,338	0.78% #
PPC (CR)	3,636.16	-0.77% €	IKTINOS HELLAS SA (CR)	396,507	-7.60% €

Note: Stocks that are not included in the "Under Supervision" category, and the transactions value is more than 10,000 €.

Derivatives Summary

	Number of Trades	Volume	Open Interest
Index Futures	307	2,729	5,244
FTSE/Athex Banks	4	14	1,840
FTSE/Athex Large Cap	301	2,709	3,301
MSCI GREECE REBASED	2	6	103
Stock Futures	1,566	21,661	478,191
ADMIE (IPTO) HOLDING S.A. (CR)	29	362	24,381
AEGEAN AIRLINES (CR)	102	345	5,034
ALPHA SERVICES HOLD (CR)	188	8,235	198,723
AUTOHELLAS SA (CR)	6	22	161
AVAX S.A. (CR)	30	30	1,368
CC HBC AG (CR)	2	6	557
CENERGY HOLDINGS (CB)	24	50	4,614
ELLAKTOR (CR)	7	37	917
ELVALHALCOR (CR)	5	14	1,321
EUROBANK HOLDINGS (CR)	55	776	35,464
EYDAP S.A. (CR)	12	30	2,369
FOURLIS (CR)	19	30	886
GEK TERNA (CR)	12	34	6,116
HELLENIC EXCHANGES-A.S.E. (CR)	60	400	8,858
HELLENIQ ENERGY (CR)	14	43	1,303
INTRACOM HOLDINGS (CR)	28	168	4,977
INTRAKAT (CR)	20	88	8,306
JUMBO SA (CR)	5	15	720
LAMDA DEVELOPMENT SA (CR)	31	164	5,854
MIG (CR)	4	20	58
MOTOR OIL (CR)	31	63	1,173
MYTILINEOS (CR)	73	184	3,531
NATIONAL BANK (CR)	228	2,248	26,297
OPAP (CR)	8	19	1,939
OPTIMA BANK (CR)	7	29	54
OTE (CR)	33	95	7,837
P.P.A. S.A. (CR)	0	0	207
PIRAEUS FINANCIAL HOLD (CR)	275	6,971	78,946
PPC (CR)	154	934	24,803
QUEST HOLDINGS (CR)	4	6	89
TERNA ENERGY (CR)	45	88	15,228
TITAN CEMENT (CB)	6	26	931
VIOHALCO SA/NV (CB)	49	129	5,169
Index Options	25	277	1,662
FTSE/Athex Large Cap	25	277	1,662
Stock Options	0	0	1,775
ALPHA SERVICES HOLD (CR)	0	0	0
NATIONAL BANK (CR)	0	0	1,513
OPAP (CR)	0	0	179
OTE (CR)	0	0	17
PIRAEUS FINANCIAL HOLD (CR)	0	0	0
PPC (CR)	0	0	66
Total Derivatives Traded	1,898	24,667	486,872

Number of Outstanding Securities	Nominal Value	Dividends [1]			Date of Last Coupon Dividend [2]		Note	Shares	Closing price	% change	Previous closing price/date	Open price	Price min	Price max	Last price	Avg price	Last Bid [7]	Last Ask [7]	P/E after tax	Year	Volume	Trades	Transactions Value[8]	Company Mkt Value (thou. €)	Year low	Year high	Sector[4]
2,351,697,671	0.290	---	---	---	07/04/2008	18/04/2017	---	ALPHA SERVICES HOLD (CR)	1.4865	0.54 P	1.4785 14/11/2023	1.492	1.456	1.4925	1.4865	1.476	4259@1.48	42815@1.49	---	---	5,274,914	3,510	7,787,712.45	3,495,798.59	1.0015	1.682	30101010
36,353,868	1.00	---	---	(0.025)	10/07/2023	21/08/2023	---	AUSTRIACARD (CB)	5.9	-4.06 E	6.15 14/11/2023	6.2	5.9	6.2	5.9	6.047	560@5.85	653@6.00	---	---	22,724	174	137,413.80	214,487.82	5.2	7.7	10101010
48,624,764	0.080	0.23	0.46	0.65	24/04/2023	05/12/2022	---	AUTOHELLAS SA (CR)	12.56	-0.79 E	12.66 14/11/2023	12.78	12.38	12.78	12.56	12.499	150@12.42	103@12.56	---	---	46,122	386	576,477.52	610,727.04	10.06	14.76	40201040
190,162,681	---	---	---	0.05	19/06/2023	07/12/2016	---	CENERGY HOLDINGS (CB)	6.93	2.21 P	6.78 14/11/2023	6.8	6.75	6.99	6.93	6.873	200@6.86	754@6.96	---	---	132,123	430	908,039.64	1,317,827.38	3.015	7.4	50202010
372,553,049	6.70	0.64	0.71	0.78	25/05/2023	29/04/2013	---	CC HBC AG (CR)	24.16	0.79 P	23.97 14/11/2023	24	24	24.29	24.16	24.177	100@24.12	2226@24.16	---	---	10,582	131	255,841.24	9,000,881.66	21.54	29.91	45101020
54,200,000	0.075	---	0.035	0.074	18/07/2023	23/11/2021	---	EPSILON NET (CR)	9.4	---	9.4 14/11/2023	9.3	9.22	9.4	9.4	9.33	150@9.36	546@9.40	---	---	7,747	127	72,278.35	509,480.00	6.2	12	10101015
3,716,479,777	0.220	---	---	---	02/05/2008	20/05/2019	---	EUROBANK HOLDINGS (CR)	1.58	---	1.58 14/11/2023	1.57	1.553	1.5815	1.58	1.57	1605@1.57	8922@1.58	---	---	4,627,383	2,646	7,265,485.89	5,872,038.05	1.0495	1.72	30101010
52,131,944	1.00	---	0.1102	0.11	29/06/2023	23/07/2019	---	FOURLIS (CR)	4.12	0.73 P	4.09 14/11/2023	4.115	4.05	4.12	4.12	4.079	500@4.11	147@4.12	---	---	53,732	189	219,180.90	214,783.61	3.26	5	40401010
305,635,185	2.18	0.1	0.1	0.3	28/06/2023	01/10/2003	---	HELLENIO ENERGY (CR)	7.78	0.52 P	7.74 14/11/2023	7.7	7.7	7.84	7.78	7.78	217@7.77	7209@7.78	---	---	188,674	1,100	1,467,873.87	2,377,841.74	6.55	8.68	60101020
83,600,000	0.760	---	---	---	03/07/2007	17/07/2023	---	INTRACOM HOLDINGS (CR)	2.32	1.31 P	2.29 14/11/2023	2.295	2.255	2.33	2.32	2.308	2000@2.31	1826@2.32	---	---	205,821	355	474,937.93	193,952.00	1.678	2.39	10101010
160,523,985	0.300	---	---	---	12/08/2008	30/12/2022	---	INTRAKAT (CR)	3.47	0.29 P	3.46 14/11/2023	3.46	3.43	3.485	3.47	3.237	1175@3.45	2517@3.47	---	---	1,010,148	301	3,269,386.06	557,018.23	1.366	3.515	50101010
136,059,759	0.880	0.77	0.77	0.322	23/08/2023	05/03/2014	---	JUMBO SA (CR)	26.28	0.30 P	26.2 14/11/2023	26.2	26.14	26.78	26.28	26.332	405@26.28	533@26.40	---	---	272,041	1,189	7,163,397.58	3,575,650.47	15.61	29.2	40401010
176,736,715	0.300	---	---	---	30/05/2007	27/11/2019	---	LAMDA DEVELOPMENT SA (CR)	6.48	2.78 P	6.305 14/11/2023	6.37	6.37	6.48	6.48	6.436	37@6.44	381@6.48	---	---	122,371	627	787,596.05	1,145,253.91	5.505	7.42	35101010
107,222,688	0.440	---	(0.5667)	0.2	20/06/2023	16/03/2022	---	QUEST HOLDINGS (CR)	5.85	2.45 P	5.71 14/11/2023	5.71	5.71	5.85	5.85	5.778	50@5.76	371@5.85	---	---	35,618	242	205,792.32	627,252.72	4.655	6.73	10101010
78,325,475	---	---	---	0.6	28/06/2023	23/07/2019	---	TITAN CEMENT (CB)	19.14	-0.52 E	19.24 14/11/2023	19.3	19.06	19.4	19.14	19.246	220@19.12	235@19.18	---	---	38,907	617	748,819.08	1,499,149.59	12.04	19.44	50101030
120,528,771	1.60	---	---	---	---	10/11/2023	---	TRADE ESTATES REIC (CR)	1.75	0.78 P	1.7364 14/11/2023	1.7364	1.7364	1.794	1.75	1.759	86@1.75	940@1.77	---	---	455,338	469	801,022.23	210,925.35	1.734	1.928	35102045
259,189,761	0.02	0.1	0.12	19/06/2023	26/02/2016	---	---	VIOHALCO SAINV (CB)	5.18	0.98 P	5.13 14/11/2023	5.13	5.05	5.2	5.18	5.133	1019@5.17	1888@5.18	---	---	112,897	477	579,450.42	1,342,602.96	3.995	7.13	55102015
144,321,516	0.300	---	---	0.07	19/06/2023	22/01/2020	---	AVAX S.A. (CR)	1.36	0.15 P	1.358 14/11/2023	1.374	1.344	1.378	1.36	1.354	220@1.34	11739@1.36	---	---	56,518	212	76,509.20	196,277.26	0.748	1.786	50101010
232,000,000	2.12	0.1069	0.0854	0.0682	04/10/2023	19/06/2017	---	ADMIE (IPTO) HOLDING S.A. (CR)	2.04	-0.49 E	2.05 14/11/2023	2.04	2.025	2.06	2.04	2.04	8720@2.03	5323@2.05	16.27	2022	375,069	589	765,157.16	473,280.00	1.64	2.52	65101015
90,167,100	0.500	---	---	---	03/06/2019	24/05/2021	---	AEGEAN AIRLINES (CR)	11.66	-1.19 E	11.8 14/11/2023	11.9	11.64	12.1	11.66	11.823	2664@11.66	88@11.74	---	---	199,796	972	2,362,099.10	1,051,348.39	5.27	13.8	40501010
103,423,291	0.570	---	---	---	01/08/2011	23/08/2023	---	GEK TERNA (CR)	13.68	1.63 P	13.46 14/11/2023	13.58	13.48	13.7	13.68	13.609	80@13.62	2544@13.70	---	---	55,518	349	755,551.96	1,414,830.62	10.42	14.84	50101010
382,000,000	2.48	---	---	---	20/07/2015	12/12/2001	---	PPC (CR)	10.36	-0.77 E	10.44 14/11/2023	10.49	10.23	10.5	10.36	10.347	148@10.35	520@10.37	---	---	351,435	1,239	3,636,164.02	3,957,520.00	6.6	11.22	65101015
914,715,153	1.00	---	---	---	16/05/2008	29/08/2018	---	NATIONAL BANK (CR)	5.75	-0.86 E	5.8 14/11/2023	5.784	5.68	5.8	5.75	5.736	3929@5.75	4385@5.75	---	---	2,462,454	4,713	14,125,248.18	5,259,612.13	3.746	6.514	30101010
11,250,000	0.520	---	0.0405	0.08	07/08/2023	09/11/2015	---	EKTER SA (CR)	3.35	---	3.35 14/11/2023	3.35	3.27	3.37	3.35	3.325	500@3.32	210@3.35	---	---	50,684	133	168,547.19	37,687.50	1.33	3.43	50101010
375,241,586	0.390	0.01	0.03	0.06	26/06/2023	14/07/2006	---	ELVALHALCOR (CR)	1.688	-1.97 E	1.722 14/11/2023	1.746	1.688	1.754	1.688	1.711	545@1.69	5982@1.71	---	---	153,296	343	262,300.18	633,407.80	1.52	2.39	55102015
348,192,005	0.040	---	---	---	05/07/2011	16/07/2021	---	ELLAKTOR (CR)	2.21	0.91 P	2.19 14/11/2023	2.19	2.17	2.25	2.21	2.207	5300@2.19	4020@2.21	---	---	182,796	352	403,423.76	769,504.33	1.706	2.7	50101010
60,348,000	0.420	0.07	0.1515	0.1565	14/06/2023	04/08/2021	---	HELLENIC EXCHANGES-A.S.E. (CR)	5.18	1.57 P	5.1 14/11/2023	5.16	5.06	5.19	5.18	5.117	538@5.11	2542@5.18	---	---	110,650	433	566,161.84	312,602.64	3.09	6.13	30202015
106,500,000	0.600	---	0.28	0.02	13/09/2023	13/09/2021	---	EYDAP S.A. (CR)	5.74	---	5.74 14/11/2023	5.75	5.65	5.75	5.74	5.713	50@5.67	3979@5.74	---	---	30,543	280	174,482.13	611,310.00	5.34	7.34	65102030
604,095,621	0.300	---	---	---	30/05/2013	10/10/2023	---	INTRALOT (CR)	0.9	-3.02 E	0.928 14/11/2023	0.928	0.893	0.93	0.9	0.907	16500@0.895	39602@0.900	---	---	1,206,665	608	1,094,448.55	543,686.06	0.5526	0.96	40501020
110,782,980	0.750	---	0.9054	1.6299	26/06/2023	04/11/2013	---	MOTOR OIL (CR)	22.14	-3.66 E	22.98 14/11/2023	22.86	21.96	22.86	22.14	22.31	2145@22.12	1129@22.18	---	---	205,238	2,229	4,578,930.30	2,452,735.18	20.8	25.82	60101020
142,891,161	0.970	0.378	0.4341	1.24	27/06/2023	07/07/2017	---	MYTILINEOS (CR)	35.46	1.31 P	35 14/11/2023	35	34.54	35.48	35.46	34.965	180@35.42	692@35.48	---	---	298,911	3,138	10,451,300.16	5,066,920.57	19.94	38.3	50203000
25,000,000	2.00	0.4	0.628	1.04	07/08/2023	08/08/2003	---	P.P.A. S.A. (CR)	21.75	-1.14 E	22 14/11/2023	22	21.75	22.15	21.75	21.978	584@21.75	973@22.00	10.28	2022	6,594	103	144,925.25	543,750.00	15.86	23.35	50206060
370,062,741	0.300	0.55	0.6	1	02/11/2023	19/06/2023	---	OPAP (CR)	15.06	1.07 P	14.9 14/11/2023	14.98	14.9	15.1	15.06	15.014	5995@15.05	2050@15.07	---	---	554,151	2,159	8,319,868.51	5,573,144.88	13.0232	16.9242	40501020
426,247,547	2.83	0.6879	0.8231	0.5888	05/07/2023	18/06/1998	---	OTE (CR)	12.8	-0.77 E	12.9 14/11/2023	12.9	12.8	13.06	12.8	12.903	150@12.79	5000@12.90	---	---	518,367	2,243	6,688,319.94	5,455,968.60	12.57	15.81	15102015
1,250,367,223	0.930	---	---	---	16/05/2008	14/04/2021	---	PIRAEUS FINANCIAL HOLD (CR)	3.062	1.06 P	3.03 14/11/2023	3.06	2.99	3.062	3.062	3.031	70@3.04	13823@3.07	---	---	1,723,034	1,711	5,222,882.26	3,828,624.44	1.43	3.596	30101010
66,850,563	0.780	0.2239	0.1493	0.1495	09/05/2023	13/06/2018	---	GR. SARANTIS S.A. (CR)	8.31	2.21 P	8.13 14/11/2023	8.14	8.14	8.52	8.31	8.344	123@8.31	300@8.34	---	---	28,718	247	239,624.25	555,528.18	6.39	8.52	45201020
118,105,090	0.300	0.3407	0.3411	0.3798	26/06/2023	05/03/2020	---	TERNA ENERGY (CR)	15.48	1.51 P	15.25 14/11/2023	15.32	15.13	15.48	15.48	15.352	1000@15.41	1142@15.48	---	---	100,666	870	1,545,415.76	1,828,266.79	12.92	21.34	65101010

Number of Outstanding Securities	Nominal Value	Dividends [1]			Date of Last Coupon		Note	Shares	Closing price	% change	Previous closing price/date	Open price	Price min	Price max	Last price	Avg price	Last Bid [7]	Last Ask [7]	P/E after tax	Year	Volume	Trades	Transactions Value[8]	Company Mkt Value (thou. €)	Year low	Year high	Sector[4]
		2020	2021	2022	Dividend [2]	Coupon Right																					
73,694,142	3.45	---	---	---		04/10/2023	---	OPTIMA BANK (CR)	7.144	0.63 P	7.099 14/11/2023	7.07	7.05	7.19	7.144	7.116	1@7.14	1426@7.14	---	---	102,446	252	729,032.25	526,470.95	6.88	7.202	30101010
Main Market - Medium Liquidity Class																											
13,126,020	0.660	0.0837	0.1163	0.1158	26/07/2023	04/09/2020	---	AS COMPANY SA (CR)	2.26	-0.44 E	2.27 14/11/2023	2.26	2.26	2.26	2.26	2.26	350@2.20	934@2.26	---	---	66	1	149.16	29,664.81	2.02	2.76	40401030
3,114,144	0.360	0.1558	0.3427	0.2304	29/05/2023	02/06/2020	---	ALPHA TRUST (CR)	6.6	--- N	6.6 14/11/2023	6.5	6.45	6.6	6.6	6.49	37@6.45	---	---	---	1,563	18	10,144.50	20,553.35	4.32	7.05	30202010
215,805,843	0.300	0.05	---	---	30/12/2021	15/11/2022	---	ATTICA HOLDINGS (CR)	2.64	--- N	2.64 14/11/2023	2.64	2.64	2.64	2.64	2.64	6589651@2.64	44@2.75	---	---	1,016	3	2,682.24	569,727.43	1.865	2.75	40501015
35,764,593	2.10	0.06	0.075	0.1046	02/05/2023	25/11/2019	---	BRIQ PROPERTIES (CR)	1.92	1.05 P	1.9 14/11/2023	1.9	1.9	1.95	1.925	1.919	1989@1.90	3315@1.94	---	---	20,830	70	39,968.45	68,668.02	1.825	2.11	35102030
101,123,806	0.360	---	---	---	22/07/2010	28/06/2011	---	CENTRIC HOLDINGS (CR)	0.358	0.28 P	0.357 14/11/2023	0.362	0.357	0.368	0.358	0.362	501@0.358	500@0.362	---	---	175,767	90	63,589.70	36,202.32	0.263	0.457	40203040
784,500	10.00	---	0.3	---	24/05/2022	31/07/2018	---	CNL CAPITAL (CR)	7.5	-0.66 E	7.55 14/11/2023	7.5	7.5	7.5	7.5	7.5	100@7.40	499@7.50	-(6)-	2022	1	1	7.50	5,883.75	5	9.4	30202010
10,365,100	0.300	---	---	---	06/10/2005	13/02/2002	---	CPI SA (CR)	0.612	--- N	0.612 14/11/2023	---	---	---	---	---	200@0.596	359@0.612	---	---	---	---	---	6,343.44	0.536	0.892	10102030
18,680,300	0.050	---	---	---		06/07/2022	---	DIMAND (CR)	10.4	0.48 P	10.35 14/11/2023	10.35	10.3	10.45	10.4	10.359	100@10.35	270@10.40	---	---	9,115	60	94,418.20	194,275.12	10.3	14.9	35101010
11,869,224	0.540	0.087	0.136	0.15	03/07/2023	30/08/2019	---	FLEXOPACK SA (CR)	7.95	4.61 P	7.6 14/11/2023	7.6	7.6	7.95	7.95	7.602	10@7.70	249@7.95	---	---	187	3	1,421.55	94,360.33	7.4	9.45	50203030
48,003,921	0.400	---	---	---	30/08/1993	26/06/2023	---	IDEAL HOLDINGS (CR)	6.12	-0.49 E	6.15 14/11/2023	6.15	6.1	6.2	6.12	6.142	2769@6.12	303@6.18	---	---	6,538	68	40,158.01	293,784.00	3.38	6.39	10102030
167,868,482	0.300	---	---	---	20/08/2007	28/11/2022	---	LAVIPHARM SA (CR)	0.67	-1.47 E	0.68 14/11/2023	0.674	0.668	0.69	0.67	0.674	2500@0.668	1960@0.678	---	---	40,040	60	26,996.17	112,471.88	0.366	0.78	20103015
4,740,000	0.860	---	---	---		14/03/2003	---	LOGISMOS S.A. (CR)	1.18	-2.48 E	1.21 14/11/2023	1.09	1.09	1.18	1.18	1.162	10@1.14	10985@1.18	-(6)-	2022	1,407	24	1,634.72	5,593.20	0.91	1.41	10101015
17,120,280	0.940	0.06	0.06	---	27/06/2022	26/06/2023	---	LOULIS FOOD (CR)	2.69	-1.47 E	2.73 14/11/2023	2.75	2.68	2.78	2.69	2.697	100@2.67	550@2.69	---	---	2,939	24	7,927.59	46,053.55	2.38	3.7	45102020
4,419,616	1.58	---	---	0.1531	10/07/2023	04/03/2015	---	MEDICON S.A (CR)	3.58	0.84 P	3.55 14/11/2023	3.43	3.43	3.58	3.58	3.541	1@3.57	150@3.59	---	---	4,385	36	15,527.44	15,822.23	2.84	4.4	20102010
468,700		2.24	3.42	---	03/05/2022	21/05/2004	---	MERMEREN KOMB. A.D. PR. (GDR)	46.4	-0.43 E	46.6 14/11/2023	46.4	41	46.6	46.4	44.239	2@41.60	38@46.60	1.55	2022	72	8	3,185.20	21,747.68	31	59	55102000
10,500,000	0.950	---	---	---	24/06/2008	21/07/2023	---	MEVACO SA (CR)	3.82	6.11 P	3.6 14/11/2023	3.68	3.68	3.9	3.8	3.816	100@3.78	180@3.80	12.66	2022	2,442	26	9,317.94	40,110.00	2.52	4.22	55102015
31,317,025	0.400	---	---	---	26/04/2007	10/05/2023	---	MIG (CR)	3.93	--- N	3.93 14/11/2023	3.9	3.86	3.96	3.93	3.878	20@3.87	493@3.93	---	---	1,802	24	6,988.62	123,075.91	0.987	8.4	30202000
87,127,162	0.500	---	---	---	08/06/2023	28/07/2021	---	PREMIA (CR)	1.15	0.88 P	1.14 14/11/2023	1.146	1.14	1.16	1.15	1.144	1500@1.14	930@1.15	---	---	68,419	229	78,304.65	100,196.24	1.07	1.41	35102000
24,377,795	0.230	---	---	0.04	03/07/2023	08/06/2022	---	PROFILE SA (CR)	3.95	0.77 P	3.92 14/11/2023	3.96	3.9	3.98	3.95	3.957	275@3.93	640@3.94	---	---	30,176	98	119,392.95	96,292.29	2.575	4.96	10101010
27,345,120	0.280	---	---	---	18/07/2005	26/02/2014	---	QUALITY & RELIABILITY SA (CR)	0.564	1.08 P	0.558 14/11/2023	0.558	0.544	0.566	0.564	0.556	400@0.548	1347@0.564	---	---	20,039	66	11,139.61	15,422.65	0.465	0.824	10101010
6,456,530	1.08	0.0804	0.12	0.1314	17/07/2023	02/08/2010	---	SPACE HELLAS SA (CR)	6.88	2.08 P	6.74 14/11/2023	6.64	6.6	6.88	6.88	6.724	61@6.78	109@6.88	---	---	2,281	30	15,336.68	44,420.93	5.28	10	15101010
17,190,046	0.290	---	---	---	16/11/1992	30/11/2022	---	UNIBIOS (CR)	1.125	--- N	1.125 14/11/2023	1.12	1.11	1.135	1.125	1.119	47@1.11	490@1.13	---	---	9,255	20	10,353.75	19,338.80	0.558	1.31	50204000
32,413,681	0.370	---	---	---	15/07/2009	11/05/2000	---	ALUMIL (CR)	2.71	--- N	2.71 14/11/2023	2.64	2.64	2.78	2.71	2.749	125@2.70	729@2.71	---	---	15,982	75	43,929.19	87,841.08	1.986	4.26	55102035
3,534,269	3.44	(0.4452)	0.8907	0.2092	30/10/2023	19/07/2022	---	ANDROMEDA SA (CR)	6.56	-1.21 E	6.64 14/11/2023	6.68	6.48	6.68	6.56	6.557	200@6.44	225@6.68	---	2022	2,502	39	16,406.24	23,184.80	5.9	7.4	30204000
15,300,000	0.300	---	---	---	30/07/2009	13/12/1999	---	ATTICA PUBLICATIONS SA (CR)	0.306	0.66 P	0.304 14/11/2023	0.304	0.304	0.314	0.306	0.307	3801@0.302	1000@0.306	---	---	2,450	4	751.20	4,681.80	0.236	0.39	40301030
18,810,000	0.400	---	---	---	08/07/2010	14/11/2007	---	VARVERIS - MODA BAGNO SA (CR)	1.45	2.11 P	1.42 14/11/2023	1.36	1.36	1.46	1.45	1.413	1800@1.44	2458@1.45	---	---	11,002	32	15,545.22	27,274.50	0.6	1.46	40401025
23,986,500	1.04	---	---	---	26/06/2009	28/08/2023	---	BIOKARPET S.A.(CR)	2.67	--- N	2.67 14/11/2023	2.66	2.61	2.67	2.67	2.644	500@2.61	7@2.67	---	---	1,385	11	3,661.89	64,043.96	1.5	3.47	50101035
6,325,000	0.600	---	0.19	0.153	03/07/2023	17/02/2014	---	VOYATZOGLOU (CR)	2.3	3.60 P	2.22 14/11/2023	2.2	2.2	2.3	2.3	2.254	360@2.22	406@2.30	---	---	349	9	786.60	14,547.50	1.97	2.8	50205010
24,060,000	0.300	0.035	0.055	0.075	25/04/2023	01/07/2019	---	GEN. COMMERCIAL & IND.SA (CR)	1.75	-1.13 E	1.77 14/11/2023	1.77	1.7	1.775	1.75	1.749	90@1.70	100@1.74	10.82	2022	2,310	11	4,039.50	42,105.00	1.175	2.11	50205010
15,878,748	0.480	---	---	---	10/07/2006	22/03/2004	---	DOMIKI KRITIS SA (CR)	3.39	-1.74 E	3.45 14/11/2023	3.38	3.34	3.44	3.39	3.391	75@3.36	129@3.39	---	---	5,090	35	17,259.34	53,828.96	0.71	3.6	50101010
34,720,000	0.310	---	---	---	16/06/2010	01/08/2007	---	DROMEAS SA (CR)	0.357	2.59 P	0.348 14/11/2023	0.357	0.357	0.357	0.357	0.357	3542@0.326	2072@0.354	---	---	10	1	3.57	12,395.04	0.3	0.45	40202015
13,673,200	0.420	---	---	---	18/07/2008	26/07/2001	---	EVROFARMA SA (CR)	0.955	1.60 P	0.94 14/11/2023	0.955	0.955	0.955	0.955	0.955	396@0.910	82@0.955	---	---	45	2	42.98	13,057.91	0.684	1.19	45102020
18,410,839	1.00	0.027	0.262	0.202	23/08/2023	10/09/2010	---	ELASTRON (CR)	2.89	3.58 P	2.79 14/11/2023	2.78	2.74	2.9	2.89	2.833	267@2.81	1154@2.89	---	---	6,720	42	19,039.34	53,207.32	2.21	3.82	55102010
3,307,500	0.210	---	---	0.4	13/10/2023	30/11/2022	---	ELVE SA (CR)	4.9	0.82 P	4.86 14/11/2023	4.9	4.9	4.9	4.9	4.9	30@4.86	30@4.90	19.31	2022	20	1	98.00	16,206.75	4.5	5.9	40204020
60,295,607	0.240	---	---	---	09/07/2007	01/07/2021	---	ELGEKA SA (CR)	0.552	0.36 P	0.55 14/11/2023	0.55	0.548	0.552	0.552	0.551	2850@0.552	2000@0.564	---	---	5,000	5	2,756.00	33,283.18	0.38	0.6	45201010
23,828,130	0.500	---	0.0737	---	18/07/2022	17/02/2009	---	ELINOIL S.A. (CR)	2.37	-0.42 E	2.38 14/11/2023	2.38	2.3														

Number of Outstanding Securities	Nominal Value	Dividends [1]			Date of Last Coupon		Note	Shares	Closing price	% change	Previous closing price/date		Open price	Price min	Price max	Last price	Avg price	Last Bid [7]	Last Ask [7]	P/E after tax	Year	Volume	Trades	Transactions Value[8]	Company Mkt Value (thou. €)	Year low	Year high	Sector[4]	
		2020	2021	2022	Dividend [2]	Right																							
19,864,886	5.60	0.672	0.672	0.672	20/04/2023	02/07/2008	---	BANK OF GREECE (CR)	13.9	1.46 P	13.7	14/11/2023	13.6	13.6	13.9	13.9	13.771	200@13.80	41@13.90	---	---	2,567	46	35,350.30	276,121.92	12.8	18	30101010	
26,730,187	0.520	0.08	0.1	0.12	29/06/2023	01/08/2017	---	ELTON SA (CR)	2.08	4.52 P	1.99	14/11/2023	1.98	1.98	2.1	2.08	2.033	300@2.06	1400@2.09	---	---	57,393	207	116,693.58	55,598.79	1.8	2.92	50205010	
30,000,000	0.050	0.06	0.09	0.1	09/06/2023	11/06/2020	---	ENTERSOFT (CR)	6	0.67 P	5.96	14/11/2023	5.98	5.94	6	6	5.985	1500@5.84	200@6.02	---	---	9,206	26	55,097.26	180,000.00	3.61	6.36	10101015	
36,300,000	1.12	0.223	0.2186	---	14/09/2022	12/12/2007	---	THESSALONIKA WATER & SEWERAGE	2.98	-2.29 E	3.05	14/11/2023	3.06	2.97	3.06	2.98	3	100@3.00	299@3.05	---	---	3,354	16	10,061.73	108,174.00	2.92	3.92	65102030	
15,083,480	0.300	---	---	---	02/06/2010	04/02/2022	---	EUROCONSULTANTS S.A. (CR)	1.08	-0.46 E	1.085	14/11/2023	1.08	1.045	1.09	1.08	1.077	105@1.07	969@1.08	---	---	15,270	26	16,452.10	16,290.16	0.576	1.14	50205020	
86,735,980	0.310	---	---	---	06/07/2009	07/09/2023	---	ATHENS MEDICAL CENTER SA (CR)	1.78	-0.28 E	1.785	14/11/2023	1.82	1.73	1.82	1.78	1.769	90@1.74	35@1.78	---	---	2,865	24	5,068.70	154,390.04	1.375	2.15	20101025	
114,320,400	0.100	---	0.01	---	26/11/2021	05/08/2019	---	IKTINOS HELLAS SA (CR)	0.4435	-7.60 E	0.48	14/11/2023	0.485	0.4335	0.485	0.4435	0.457	300@0.440	7000@0.444	---	---	396,507	427	181,271.42	50,701.10	0.402	0.734	50101035	
8,226,132	0.450	---	---	0.02	17/07/2023	13/10/2014	---	ILYDA S.A. (CR)	1.315	1.94 P	1.29	14/11/2023	1.28	1.28	1.315	1.315	1.287	28@1.28	133@1.32	8.42	2022	498	9	641.10	10,817.36	1.055	1.92	10101015	
2,566,836	0.440	---	0.016	0.016	03/07/2023	09/01/2007	---	INTERWOOD-XYLEMPORIA (PR)	0.296	---	0.296	14/11/2023	---	---	---	---	---	300@0.282	450@0.296	---	---	---	---	---	12,375.28	0.192	0.5	50101020	
34,986,430	0.440	---	---	---	25/07/2008	23/02/2010	---	INTERWOOD-XYLEMPORIA (CR)	0.332	-2.35 E	0.34	14/11/2023	0.345	0.332	0.35	0.332	0.345	800@0.332	1100@0.340	---	---	53,301	34	18,387.89	12,375.28	0.1975	0.49	50101020	
18,567,912	0.590	0.12	0.24	---	05/07/2023	26/01/2021	---	INTERLIFE G.C.I.(CR)	3.95	---	3.95	14/11/2023	3.96	3.91	3.99	3.95	3.93	200@3.93	195@3.95	---	2022	2,726	19	10,712.89	73,343.25	3.47	4.95	30302025	
8,424,900	0.500	---	---	---	12/07/2010	04/07/2019	---	INTERTECH SA (CR)	1.32	1.54 P	1.3	14/11/2023	1.3	1.3	1.33	1.32	1.32	100@1.25	261@1.32	22.79	2022	501	3	661.46	11,120.87	0.92	1.72	50205010	
19,804,134	0.150	---	---	---	01/07/2004	06/11/2017	---	KEKROPS SA (CR)	1.57	-6.55 E	1.68	14/11/2023	1.68	1.555	1.72	1.57	1.603	1750@1.56	79@1.58	2.98	2022	58,713	151	94,099.03	31,092.49	0.903	1.795	35101010	
40,219,218	0.260	---	---	---	29/08/2022	10/06/2019	---	KLOUKINAS - LAPPAS SA (CR)	1.18	1.72 P	1.16	14/11/2023	1.18	1.14	1.205	1.18	1.182	2000@1.14	647@1.19	---	---	94,547	121	111,778.30	47,458.68	0.5	1.265	50101010	
11,510,102	0.890	---	---	---	24/06/2005	06/10/1999	---	NAFPAKTOS TEXTILE (CR)	1.02	---	1.02	14/11/2023	---	---	---	---	---	420@0.945	500@1.01	---	---	---	---	---	11,740.30	0.9	1.31	55101020	
21,224,340	0.420	0.0035	0.02	---	06/09/2022	25/04/2006	---	KORDELLOS BROS SA (CR)	0.542	2.26 P	0.53	14/11/2023	0.522	0.522	0.542	0.542	0.537	964@0.530	1159@0.542	4.76	2022	15,086	24	8,102.63	11,503.59	0.451	0.74	55102010	
33,065,136	0.380	0.2	0.2001	0.2004	24/08/2023	16/09/2013	---	KRI-KRI S.A. (CR)	8.5	-0.47 E	8.54	14/11/2023	8.56	8.4	8.56	8.5	8.505	75@8.28	990@8.50	88.52	2022	3,393	25	28,858.78	281,053.66	6.08	9.8	45102020	
7,595,160	0.600	---	---	---	10/09/2019	18/08/2010	---	KIRIAKOULIS SHIPPING SA (CR)	1.08	---	1.08	14/11/2023	---	---	---	---	---	19@1.04	1500@1.08	---	---	---	---	---	8,202.77	0.868	1.265	40501015	
6,200,000	0.500	---	---	---	22/06/2010	01/11/1995	---	MINERVA KNITWEAR (CR)	0.545	-0.91 E	0.55	14/11/2023	0.545	0.525	0.545	0.525	0.543	100@0.525	4534@0.530	---	---	12	3	6.52	3,379.00	0.4	0.68	40204020	
5,939,268	0.620	---	---	---	10/07/2003	03/01/2002	---	LANAKAM SA (CR)	0.955	---	0.955	14/11/2023	---	---	---	---	---	210@0.910	6640@0.950	---	---	---	---	---	5,672.00	0.716	1.4	40401020	
9,819,370	0.500	---	---	---	14/08/2007	09/01/2004	---	MATHIOS REFRACTORY SA (CR)	1.07	12.04 P	0.955	14/11/2023	1	1	1.07	1.07	1.044	130@1.05	200@1.09	---	---	4,707	16	4,913.40	10,506.73	0.565	1.6	55101000	
30,150,000	0.360	0.02	0.0401	0.0908	15/06/2023	25/04/2019	---	MOTODYNAMICS S.A. (CR)	2.9	-0.69 E	2.92	14/11/2023	2.94	2.9	2.99	2.9	2.942	99@2.90	697@2.94	---	---	36,415	120	107,140.81	87,435.00	2.04	3.77	40401030	
43,200,000	1.00	---	0.0824	---	07/09/2022	13/09/2023	---	MPLE KEDROS (CR)	2.95	---	2.95	14/11/2023	2.95	2.95	2.95	2.95	2.95	---	500@3.00	---	---	---	2,260	5	6,667.00	127,440.00	2.19	2.96	35102000
2,160,524	0.670	---	---	---	03/12/2018	23/11/1999	---	N. LEVENTERIS (PR)	0.358	---	0.358	14/11/2023	---	---	---	---	---	---	150@0.358	---	2022	---	---	---	---	3,120.18	0.218	0.434	55102010
4,971,466	1.46	---	---	---	04/07/2007	08/10/2003	---	PAIRIS SA (CR)	1.02	2.00 P	1	14/11/2023	1.01	1.01	1.02	1.02	1.017	1000@0.980	598@1.02	---	---	700	4	712.02	5,070.90	0.83	1.47	50203030	
27,098,594	0.540	0.07	0.05	0.0401	22/05/2023	14/01/2021	---	PAPOUTSANIS (CR)	2.3	0.44 P	2.29	14/11/2023	2.29	2.29	2.31	2.3	2.299	1000@2.20	10@2.27	20.77	2022	29,730	40	68,360.08	62,326.77	1.8	2.51	45201020	
7,070,400	0.930	0.1081	0.3242	0.2593	03/07/2023	06/05/2016	---	PETROPOULOS PETROS (CR)	8.92	---	8.92	14/11/2023	8.96	8.88	8.96	8.96	8.929	200@8.86	318@8.96	---	---	5,637	34	50,335.34	63,067.97	5.9	9.22	50206015	
43,741,452	0.660	0.16	0.2723	0.2629	31/05/2023	01/11/1999	---	THRACE PLASTICS SA (CR)	4.23	1.32 P	4.175	14/11/2023	4.175	4.165	4.235	4.23	4.2	20@4.19	205@4.24	---	---	7,898	68	33,169.40	185,026.34	3.75	5.68	50203015	
21,912,599	0.300	---	---	0.048	18/05/2023	23/02/2007	---	REVOIL (CR)	1.89	-3.08 E	1.95	14/11/2023	1.95	1.89	1.95	1.89	1.902	500@1.89	1550@1.89	---	---	4,490	33	8,539.42	41,414.81	1.21	2.3	60101020	
13,582,223	1.35	---	---	---	24/06/2008	02/02/2016	---	SIDMA STEEL (CR)	2.24	0.45 P	2.23	14/11/2023	2.23	2.22	2.26	2.24	2.235	20@2.20	308@2.24	---	---	1,490	14	3,330.30	30,424.18	1.85	3.3	55102010	
40,693,350	5.00	---	---	---	03/07/2006	26/05/2015	---	TECHNICAL OLYMPIC SA (CR)	2.32	-2.52 E	2.38	14/11/2023	2.35	2.32	2.4	2.32	2.333	1030@2.30	492@2.37	---	---	19,750	65	46,073.89	94,408.57	1.76	3.12	40202010	
3,048,000	0.300	---	---	---	06/07/2007	01/06/2021	---	TZIRAKIAN PROFIL (CR)	1.795	-0.28 E	1.8	14/11/2023	1.81	1.79	1.82	1.795	1.804	307@1.79	499@1.80	31.44	2022	7,193	38	12,977.62	5,471.16	1.6	2.39	55102010	
10,203,575	0.730	---	---	---	16/07/2007	18/10/1999	---	FIERATEX SA (CR)	0.399	3.10 P	0.387	14/11/2023	0.388	0.38	0.4	0.399	0.385	150@0.372	434@0.399	---	2022	5,546	12	2,137.86	4,071.23	0.31	0.56	55101020	
8,340,750	1.16	---	---	---	25/06/2009	17/09/2018	---	HAIDEMENOS SA (CR)	0.615	1.65 P	0.605	14/11/2023	0.605	0.605	0.615	0.615	0.614	78@0.625	491@0.675	---	2022	133	3	81.69	5,129.56	0.452	0.8	50205030	

Main Market - Low Liquidity Class

14,000,000	4.15	---	3.42	0.26	19/07/2023	29/06/1999	---	ALPHA REAL ESTATE SA(CR)	6.9	1.17 P	6.82	14/11/2023	6.36	6.36	6.9	6.9	6.84	86@6.84	10@6.90	---	---	---	---	644	13	4,404.80	96,600.00	6.32	9.22	35101015
50,014,177	0.050	---	---	---	04/06/2008	27/03/2023	---	ATTICA BANK S.A. (CR)	11.42	-0.52 E	11.48	14/11/2023	11.7	11.36	11.7	11.6	11.421	1@11.34	156@11.60	---	---	---	---	219	8	2,501.28	571,161.90	10.56	48.75	30101010
155,154,947	0.040	---	---	---	01/07/2008	21/02/2020	---	AVE (CR)	0.506	-1.56 E	0.514	14/11/2023	0.516	0.502	0.52	0.506	0.509	800@0.506	80@0.518	---	---	---	---	10,230	22	5,202.28	78,508.40	0.492	0.586	40301010

Number of Outstanding Securities	Nominal Value	Dividends [1]			Date of Last Coupon		Note	Shares	Closing price	% change	Previous closing price/date		Open price	Price min	Price max	Last price	Avg price	Last Bid [7]	Last Ask [7]	P/E after tax	Year	Volume	Trades	Transactions Value[8]	Company Mkt Value (thou. €)	Year low	Year high	Sector[4]	
		2020	2021	2022	Dividend [2]	Right																							
10,500,000	4.00	0.37	0.29	0.3	16/05/2023	02/08/2016	---	INTERCONTINENTAL (CR)	6.35	---	↘	6.35	14/11/2023	---	---	---	---	350@6.10	600@6.35	12.11	2022	---	---	---	66,675.00	6.1	6.85	35102000	
57,434,884	1.17	---	---	---	05/06/2008	12/06/2009	---	REDS S.A. (CR)	2.39	-1.24	⬇️	2.42	14/11/2023	2.29	2.28	2.39	2.39	2.32	240@2.30	1489@2.40	---	---	828	4	1,921.28	137,269.37	2.06	3	35101010
152,360,643	0.500	0.01	0.02	0.03	23/06/2023	10/06/2020	---	TRASTOR REAL EST. INV. CO.(CR)	1.11	---	↘	1.11	14/11/2023	1.05	1.05	1.05	1.05	1.05	300@1.05	1750@1.11	---	---	100	1	105.00	169,120.31	0.965	1.23	35102000
15,000,000	0.300	---	---	---	06/07/2007	18/07/2000	---	DAIOS PLASTICS SA (CR)	3.3	---	↘	3.3	14/11/2023	---	---	---	---	---	260@3.16	---	---	---	---	---	49,500.00	2.92	3.54	50203015	
2,760,000	11.83	9.4	11	11.8	14/06/2023	16/07/1990	---	KARELIA (CR)	302	1.34	⬇️	298	14/11/2023	300	296	302	302	299.39	20@300.00	2@302.00	---	---	59	6	17,664.00	833,520.00	288	364	45103010
6,700,000	0.800	0.179	0.047	0.047	23/08/2023	29/05/2014	---	MILLS KEPENOS (CR)	2.06	---	↘	2.06	14/11/2023	---	---	---	---	300@1.99	300@2.22	15.22	2022	---	---	---	13,802.00	1.93	2.7	45102020	
18,017,472	0.360	---	---	---	09/09/2022	28/08/2017	---	KTIMA KOSTAS LAZARIDIS SA (CR)	1.89	---	↘	1.89	14/11/2023	1.8	1.8	1.8	1.8	1.8	125@1.78	13@1.85	---	---	125	1	225.00	34,053.02	1.55	2.06	45101015
21,364,000	1.12	---	---	0.4	21/08/2023	08/03/2023	---	LAMPSPA HOTEL SA (CR)	29.2	---	↘	29.2	14/11/2023	---	---	---	---	100@28.60	489@29.80	---	---	---	---	---	623,828.80	20.6	29.8	40501025	
32,188,050	1.04	---	---	---	21/07/2008	20/01/2000	---	MOUZAKIS (CR)	0.6	---	↘	0.6	14/11/2023	0.64	0.64	0.64	0.64	0.64	500@0.595	580@0.635	---	---	300	1	192.00	19,312.83	0.57	0.806	55101020
8,321,682	0.670	---	---	---	17/08/2007	23/11/1999	---	N. LEVENTERIS (CR)	0.282	---	↘	0.282	14/11/2023	---	---	---	---	---	280@0.270	---	2022	---	---	---	3,120.18	0.22	0.364	55102010	
6,340,000	0.600	0.134	0.17	0.1	09/12/2022	12/01/2023	---	NAKAS MUSIC	2.9	---	↘	2.9	14/11/2023	2.84	2.84	2.94	2.94	2.857	50@2.86	---	---	---	12	2	34.28	18,386.00	2.16	3.02	40401030
10,080,000	3.00	1.42	1.5	1.45	11/05/2023	27/08/2001	---	TPA SA (CR)	23.4	2.18	⬇️	22.9	14/11/2023	23	22.4	23.4	23.4	22.833	20@22.80	15@23.30	---	---	722	16	16,485.60	235,872.00	22	26.3	50206060
27,379,200	0.980	---	---	0.45	01/08/2023	29/08/2022	---	CRETE PLASTICS SA (CR)	15.1	0.67	⬇️	15	14/11/2023	14.7	14.7	15.1	15.1	15.079	18@14.80	18@15.10	---	---	456	5	6,876.00	413,425.92	14.2	17.9	50203015
255,494,534	2.71	0.352	0.279	0.255	16/06/2023	30/09/2021	---	PRODEA (CR)	7.3	---	↘	7.3	14/11/2023	---	---	---	---	5221@7.30	179@7.45	---	---	---	---	---	1,865,110.10	6.5	8.6	35102000	
4,181,450	0.500	---	---	---	21/08/2000	05/03/2002	---	FLOUR MILLS SARANTOPOULOS SA	1.1	---	↘	1.1	14/11/2023	---	---	---	---	---	70@0.990	---	---	---	---	---	---	4,599.60	0.875	1.5	45102020

Exchange Traded Funds (ETFs)

924,675	---	---	---	---	15/06/2016	---	ALPHA ETF FTSE Athex Large Cap	30.29	0.33	⬆️	30.19	14/11/2023	30.33	30.08	30.41	30.29	30.309	150@30.00	---	---	---	---	6,105	12	185,038.88	---	22.5	35	12003
---------	-----	-----	-----	-----	------------	-----	--------------------------------	-------	------	----	-------	------------	-------	-------	-------	-------	--------	-----------	-----	-----	-----	-----	-------	----	------------	-----	------	----	-------

Surveillance

356,314,416	0.060	---	---	---	07/07/2010	21/09/2017	5160	FRIGOGLASS SA (CR)	0.093	-7.00	⬇️	0.1	14/11/2023	0.095	0.093	0.095	0.093	0.093	1594@0.093	7944@0.095	---	---	411,206	56	38,425.16	33,137.24	0.05	0.158	50204000
65,326,268	0.530	---	---	---	04/07/2007	19/07/2006	4750	SATO SA (CR)	0.035	---	↘	0.035	14/11/2023	0.0375	0.0375	0.0375	0.0375	0.038	10000@0.034	9999@0.038	---	---	16,000	3	600.00	2,286.42	0.018	0.069	40202015
13,191,620	0.620	---	---	---	04/08/2010	09/09/2002	5232	YALCO - CONSTANTINOU (CR)	0.197	---	↘	0.197	14/11/2023	---	---	---	---	---	2280@0.212	---	---	---	---	---	---	2,598.75	0.12	0.28	40202020
13,000,000	1.00	---	---	---	01/08/2007	07/04/2000	5093	AKRITAS SA (CR)	0.65	---	↘	0.65	14/11/2023	0.63	0.63	0.63	0.63	0.63	60@0.635	660@0.700	---	---	20	2	12.60	8,450.00	0.414	0.745	50101035
221,519,681	0.300	---	---	---	02/07/2008	28/02/2011	4957	ANEK LINES SA (CR)	0.276	1.47	⬆️	0.272	14/11/2023	0.276	0.276	0.276	0.276	0.276	8000@0.270	217135@0.274	---	---	323,183	25	89,198.51	62,052.82	0.177	0.3	40501015
312,163	0.300	---	---	---	02/07/2008	28/02/2011	4959	ANEK LINES SA (PR, Issue '90)	0.072	---	↘	0.072	14/11/2023	---	---	---	---	---	29930@0.079	---	---	---	---	---	---	62,052.82	0.072	0.086	40501015
2,969,713	0.300	---	---	---	02/07/2008	28/02/2011	4958	ANEK LINES SA (PR, Issue '96)	0.3	---	↘	0.3	14/11/2023	---	---	---	---	---	1000@0.300	---	---	---	---	---	---	62,052.82	0.173	0.38	40501015
17,579,754	4.16	---	---	---	18/08/2006	02/08/2010	---	BIOTER SA (CR)	0.27	---	↘	0.27	14/11/2023	0.27	0.27	0.27	0.27	0.27	---	12759@0.270	---	---	3,014	3	813.78	4,746.53	0.198	0.398	50101010
54,654,600	0.050	---	---	---	01/07/1998	30/12/2022	5275	VIS SA (CR)	0.322	---	↘	0.322	14/11/2023	---	---	---	---	---	575@0.290	---	2022	---	---	---	---	17,598.78	0.136	0.378	50203030
51,754,364	0.300	---	---	---	23/12/2003	24/01/2007	5197	SELECTED TEXT. IND. ASSOC (CR)	0.107	-2.73	⬇️	0.11	14/11/2023	0.106	0.106	0.107	0.107	0.107	4950@0.106	200@0.115	---	---	19,100	6	2,038.60	5,537.72	0.0955	0.202	55101020
15,842,391	1.51	---	---	---	15/07/2009	12/05/2000	5141	BITROS HOLDING SA (CR)	0.486	3.40	⬆️	0.47	14/11/2023	0.47	0.47	0.49	0.49	0.487	5555@0.470	920@0.490	---	---	6,033	5	2,935.51	7,699.40	0.376	0.82	55102010
24,319,250	0.300	---	---	---	09/07/2002	04/07/2007	5165	PROODEFTIKH SA (CR)	0.436	---	↘	0.436	14/11/2023	---	---	---	---	---	1000@0.394	42@0.430	---	---	---	---	---	10,603.19	0.4	0.6	50101010
28,438,268	0.070	---	---	---	21/08/2006	24/11/1999	5253	SPIROY AGRICULTURE SA (CR)	0.2	---	↘	0.2	14/11/2023	---	---	---	---	---	6000@0.197	---	---	---	---	---	---	5,687.65	0.144	0.24	45102010
1,011,000	1.00	---	---	---	01/07/2004	11/12/2012	5193	TRIA ALFA SA (CR)	7.2	-5.88	⬇️	7.65	14/11/2023	7.2	7.2	7.2	7.2	7.2	96@7.00	200@8.20	55.15	2022	665	18	4,788.00	7,279.20	7.2	16.9	55101020

Suspension Status

66,948,210	0.300	---	---	---	22/09/2015	22/09/2015	5179	FOLLI FOLLIE (CR)	4.8	---	↘	4.8	24/05/2018	---	---	---	---	---	---	---	---	---	---	---	---	---	321,351.41	4.8	4.8	40401030
12,417,000	0.310	---	---	---	27/08/2019	28/08/2017	5233	MLS MULTIMEDIA SA (CR)	0.57	---	↘	0.57	12/05/2020	---	---	---	---	---	---	---	---	---	---	---	---	---	7,077.69	0.57	0.57	10101015
6,330,002	0.300	---	---	---	25/06/2002	15/03/2019	5278	VARVARESSOS (CR)	0.24	---	↘	0.24	02/05/2023	---	---	---	---	---	---	---	---	---	---	---	---	---	1,519.20	0.16	0.25	55101020
3,961,300	1.28	---	---	---	29/06/2004	03/08/2000	5248	DUROS SA (CR)	0.25	---	↘	0.25	24/04/2023	---	---	---	---	---	---	---	---	---	---	---	---	---	990.33	0.2	0.3	40204020

Number of Outstanding Securities	Nominal Value	Dividends [1]			Date of Last Coupon		Note	Shares	Closing price	% change	Previous closing		Open price	Price min	Price max	Last price	Avg price	Last Bid [7]	Last Ask [7]	P/E after tax	Year	Volume	Trades	Transactions Value[8]	Company Mkt Value (thou. €)	Year low	Year high	Sector[4]
		2020	2021	2022	Dividend [2]	Right					price/date																	
7,085,888	1.59	---	---	---	02/07/1996	06/09/2010	5216	ELVIEMEK (CR)	2.6	---	↘	2.6	30/09/2019	---	---	---	---	---	---	---	---	---	---	---	18,423.31	2.6	2.6	35101010
7,125,216	0.650	---	---	---	01/07/2005	14/12/1999	4955	KRE.KA SA (CR)	0.28	---	↘	0.28	06/04/2023	---	---	---	---	---	---	---	---	---	---	---	1,995.06	0.17	0.43	45102010
7,734,375	1.00	---	---	---	09/07/2007	07/01/2011	5277	LIVANIS SA (CR)	0.125	---	↘	0.125	28/04/2023	---	---	---	---	---	---	---	---	---	---	---	966.80	0.12	0.18	40301030

Shares' Notes

Code	Note text
()	- Adjusted dividends.
*	- Last adjusted closing price.
[1]	- Net dividends.
[2]	- The "Date of Last Coupon" for New listings refers to the date company's stocks started to trade in Athex
[3]	- The Company Market Value is referred to the number of outstanding shares
[4]	- Sectors codification can be found in Appendix A
[5]	- The Market Value refers to the total number of shares listed (including their several classes) in the exchange by the company.
[6]	- P/E greater than 100
[7]	- Last view of the Order Book before the end of the trading session
[8]	- All Blocks Methods' Transactions Value are included.
4750	- Transfer to the Under Surveillance Category from 8/4/2011.
4955	- Transfer to the Surveillance Category as from 5/4/2013.
4957	- Transfer to the Surveillance Category as from 5/4/2013.
4958	- Transfer to the Surveillance Category as from 5/4/2013.
4959	- Transfer to the Surveillance Category as from 5/4/2013.
5093	- Transfer to the Surveillance Category as of 8/4/2015.
5141	- Transfer to the Surveillance Category as of 10/05/2017.
5160	- Transfer to the Surveillance Category as of 15/04/2016.
5165	- Transfer to the Surveillance Category as of 15/02/2018.
5179	- Suspension of trading as of 25/05/2018.
5193	- Transfer to the Surveillance Category as of 25/10/2018.
5197	- Transfer to the Surveillance Category as of 07/11/2018.
5216	- Suspension of trading as of 01/10/2019.
5232	- Transfer to the Under Surveillance Category from 08/04/2011.
5233	- Suspension of trading as of 13/05/2020.
5248	- Transfer to the Surveillance Category as of 06/09/20116.
5253	- Transfer to the Surveillance Category as of 14/5/2021.
5275	- Transfer to the Surveillance Category as of 09/07/2020.
5277	- Suspension of trading as of 02/05/2023.
5278	- Suspension of trading as of 03/05/2023.

Securities Blocks Details

Securities	Block Volume	Price	Block Trade Value	Time of approval	Note
INTRAKAT (CR)	500,000	3.20	1,600,000.00	10:44:16	20
JUMBO SA (CR)	20,000	26.38	527,600.00	10:59:27	20
JUMBO SA (CR)	28,500	26.34	750,690.00	11:36:30	20
TRADE ESTATES REIC (CR)	50,000	1.75	87,600.00	12:17:33	20
EUROBANK HOLDINGS (CR)	235,000	1.56	367,070.00	14:11:31	20
MYTILINEOS (CR)	25,500	34.98	891,990.00	14:49:15	20
JUMBO SA (CR)	75,000	26.32	1,974,000.00	15:58:43	20
INTRAKAT (CR)	365,000	3.20	1,168,000.00	16:07:29	20
OTE (CR)	40,786	13.00	530,218.00	17:00:20	20
EUROBANK HOLDINGS (CR)	297,868	1.56	465,269.82	17:01:23	20

Blocks Notes

- 9 - Method 6-1 / Special Fees
- 10 - Method 6-1 / Special Fees, SDS
- 14 - Method 6-3 / Settlement, Incomplete Buy and Sell
- 18 - Method 6-2 / SPOT 1
- 19 - Method 6-2 / SPOT 2
- 20 - Method 6-1 and Method 6-1 Same Day Settlement
- 21 - Other Pre-agreed

Shares Rights Details

Occured date	Exercise from	Exercise until	Trading until	Rights	Price min	Price max	Closing price	Last Bid	Last Ask	Volume	Trades	Transactions Value
-----------------	------------------	-------------------	------------------	--------	--------------	--------------	------------------	----------	----------	--------	--------	-----------------------

No Rights Transactions.

Forced Sales Details

Securities	Category of Security	Transactions Volume	Number of Trades	Transactions Value	Note
No Forced Transactions.					

Forced Sales Notes

- 1 - Compulsory Public Forced Sales
- 2 - Forced Sales of Fixed Registered Shares
- 3 - Forced Sales of Remaining Fractional Shares

Exchange Traded Funds (ETFs) Characteristics

	Transactions Date (T)	Creation / Redemption	Units (T-1)	New Units (T-1)	Redemption Units (T-1)	Units (T) [1]	Fund Assets [2]	Net Unit Price	Dividend per Unit	Dividend Date
ALPHA ETF FTSE Athex Large Cap	15/11/2023	5,000	924,675	---	---	924,675	27,974,500.00	30.2533	0.62	03/07/2023

ETFs Notes

[1] - Units (T) = Units (T-1) + New Units (T-1) - Redemption Units (T-1)

[2] - The Creation / Redemption Units of T-1 are included.

Non Convertible Corporate Bonds - Regulated Market

Num Listed Bonds	Nominal price	Issue price	Today's Rate	Exp. Date	Duration (years)	Note	Coupon		Trading Unit	Corporate Bonds	Accrued Int.	Yield.T.Mat	Price min	Price max	Closing price	Previous closing price/date	Volume	Transactions Value	Last order			ear min	Year max	
							Common	Preferred											Price	Buy / Sell	Date			
100,000	1,000.00	1,000.00	2.70	25/05/2026	5	---	5	---	1	COSTAMARE PARTICIPATIONS PLC (Non Convertible)	13.2000	4.7860	94.5000	94.5000	94.5000	95.0000	14/11/2023	5,000	4,791.00	94.0000	B	15/11/2023	92.6000	97.0000
320,000	1,000.00	1,000.00	3.40	21/07/2027	7	---	7	---	1	LAMDA DEVELOPMENT S.A. (Non Convertible)	11.2389	5.4860	90.9999	92.0000	91.5900	92.0000	14/11/2023	209,000	193,067.84	91.0000	B	15/11/2023	90.2000	95.5000
200,000	1,000.00	1,000.00	2.10	27/10/2027	7	---	7	---	1	O.P.A.P. S.A. (Non Convertible)	1.2250	4.5340	90.4132	91.9000	90.7500	91.9670	14/11/2023	28,000	25,497.45	90.7500	B	15/11/2023	89.2745	95.4000
200,000	1,000.00	1,000.00	1.90	23/03/2028	7	---	6	---	1	MOTOR OIL CORINTH REFINERIES SA (Non Convertible)	2.7972	3.9590	91.5000	91.5000	91.5000	91.5000	14/11/2023	1,000	917.80	91.2000	B	15/11/2023	87.5500	92.6000
100,000	1,000.00	1,000.00	2.95	11/02/2027	5	---	4	---	1	SAFE BULKERS PARTICIPATIONS PLC (Non Convertible)	8.0306	5.9070	---	---	---	91.0000	14/11/2023	---	---	90.5001	B	15/11/2023	89.9269	97.9500
230,000	1,000.00	1,000.00	4.70	12/07/2029	7	---	3	---	1	LAMDA DEVELOPMENT S.A. (Non convertible)	16.7111	5.1440	96.4000	97.3490	96.5700	96.7000	14/11/2023	36,000	35,377.38	96.4000	B	15/11/2023	94.9889	101.0000
100,000	1,000.00	1,000.00	4.40	26/07/2029	7	---	3	---	1	CPLP SHIPPING HOLDINGS PLC (Non Convertible)	13.9333	4.8940	95.2501	97.5000	96.4917	97.0000	14/11/2023	12,000	11,746.20	96.0000	B	15/11/2023	94.9625	100.8000
200,000	1,000.00	1,000.00	3.60	12/03/2026	7	---	10	---	1	AEGEAN AIRLINES S.A. (Non Convertible)	6.6000	4.4030	96.6799	96.6800	96.6799	96.1500	14/11/2023	10,000	9,733.99	95.5013	B	15/11/2023	95.1109	98.9000
500,000	1,000.00	1,000.00	2.75	03/07/2027	7	---	7	---	1	GEK TERNA S.A. (Non Convertible)	10.4653	5.7590	89.1000	89.6000	89.2125	88.8860	14/11/2023	30,000	27,115.96	89.1000	B	15/11/2023	86.8000	94.4535
120,000	1,000.00	1,000.00	3.95	04/04/2025	7	---	12	---	1	GEK TERNA S.A. (Non Convertible)	4.8278	4.2090	98.2000	98.5000	98.4000	98.5000	14/11/2023	15,000	14,832.42	97.9500	B	15/11/2023	97.5523	100.5000
175,000	1,000.00	1,000.00	3.40	26/07/2024	5	---	9	---	1	ATTICA HOLDINGS S.A. (Non Convertible)	10.7667	3.8090	99.3300	99.3300	99.3300	98.3440	14/11/2023	10,000	10,040.67	98.3100	B	15/11/2023	96.6179	99.4500
300,000	1,000.00	1,000.00	2.30	20/07/2028	7	---	5	---	1	PRODEA REIC S.A.(Non Convertible)	7.6667	5.7420	85.9000	86.4000	86.0000	86.0340	14/11/2023	65,000	56,544.43	85.9500	B	15/11/2023	82.0100	89.1000
150,000	1,000.00	1,000.00	2.65	22/10/2026	5	---	5	---	1	CPLP SHIPPING HOLDINGS PLC (Non Convertible)	1.8403	4.8790	93.5000	93.5000	93.5000	94.0000	14/11/2023	1,000	936.84	93.0001	B	15/11/2023	92.4500	96.0000
250,000	1,000.00	1,000.00	2.45	16/11/2028	7	---	4	---	1	ELVALHALCOR S.A. (Non Convertible)	---	4.8480	89.2500	90.2000	89.2500	90.0090	14/11/2023	75,000	67,385.60	88.6000	B	15/11/2023	84.0000	92.0000
120,000	1,000.00	1,000.00	2.65	06/12/2028	7	---	4	---	1	NOVAL PROPERTY REIC (Non Convertible)	12.0722	4.8600	89.8000	90.1200	89.8796	89.8000	14/11/2023	54,000	49,186.90	89.8500	B	15/11/2023	83.8000	91.9500
300,000	1,000.00	1,000.00	2.30	14/12/2028	7	---	4	---	1	GEK TERNA S.A. (Non Convertible)	9.9667	5.2510	87.0000	87.1500	87.0722	87.5000	14/11/2023	9,000	7,926.20	86.0000	B	15/11/2023	80.0010	90.3500
100,000	1,000.00	1,000.00	2.80	25/01/2027	5	---	4	---	1	PREMIA S.A. (Non Convertible)	8.9444	6.5100	89.0000	89.4000	89.1761	89.5000	14/11/2023	33,000	29,723.29	89.0508	B	15/11/2023	87.6862	95.9899
500,000	1,000.00	1,000.00	4.00	10/07/2030	7	---	1	---	1	MYTILINEOS S.A. (Non Convertible)	14.4444	4.2260	98.4000	98.7000	98.5000	98.7110	14/11/2023	59,000	58,988.42	98.4500	B	15/11/2023	98.3000	100.0700
150,000	1,000.00	1,000.00	2.60	22/10/2026	7	---	9	---	1	TERNA ENERGY FINANCE S.A. (Non Convertible)	1.8056	5.1330	92.0100	92.4000	92.0360	93.3990	14/11/2023	15,000	13,832.48	92.0000	B	15/11/2023	90.4543	95.7400

Corporate Bonds Notes

Transactions Volume = (Pieces) * (Nominal Price). Transactions Value = (Pieces) * (Nominal Price) * (price %) + (Accrued interest).
The price of a Bond is stated as a percentage (%) of Bond's Nominal Price.
Nominal Price in Euros (€), except if it is noted differently.

Government Bonds

Number Listed Bonds	Nominal price	Today's Rate	Accrued Interest Calc	Exp. Date [1]	Duration (years)	Note	Coupons Date	Curr. coupon value	Trading Unit	Government Bonds	Price min	Price max	Closing price	Previous closing price/date	Volume	Transactions Value	Price	Last order Buy / Sell	Date
4,500,000	1,000.00	1.88	Actual/Actual	04/02/2035	15	---	04/02	1.88	1	GGB-FXD-040235-15Y-1.875-1.000	---	---	---	---	---	---	---	---	---
1,805,793	1,000.00	3.45	Actual/Actual	02/04/2024	5	---	02/04	3.45	1	GGB-FXD-020424-05Y-3.450-1.000	---	---	---	---	---	---	---	---	---
6,000,000	1,000.00	0.75	Actual/Actual	18/06/2031	10	---	18/06	0.75	1	GGB-FXD-180631-10Y-0.750-1.000	---	---	---	---	---	---	---	---	---
2,900,000	1,000.00	3.88	Actual/Actual	15/06/2028	5	---	15/06	3.88	1	GGB-FXD-150628-05Y-3.875-1.000	---	---	---	---	---	---	---	---	---
5,962,747,327	1.00	3.75	Actual/Actual	30/01/2028	10	---	/02 - 01/02 - 31/	3.75	1	GGB-FXD-300128-10Y-3.750-1.00	---	---	---	85.4610 13/07/2018	---	---	1.0000	B	28/11/2018
7,067,309,386	1.00	3.90	Actual/Actual	30/01/2033	15	---	/02 - 01/02 - 31/	3.90	1	GGB-FXD-300133-15Y-3.900-1.00	---	---	---	78.6730 13/07/2018	---	---	1.0000	B	28/11/2018
5,622,848,349	1.00	4.00	Actual/Actual	30/01/2037	19	---	/02 - 01/02 - 31/	4.00	1	GGB-FXD-300137-19Y-4.000-1.00	---	---	---	77.0370 13/07/2018	---	---	1.0000	B	28/11/2018
5,476,770,669	1.00	4.20	Actual/Actual	30/01/2042	24	---	/02 - 01/02 - 31/	4.20	1	GGB-FXD-300142-24Y-4.200-1.00	---	---	---	77.7640 13/07/2018	---	---	1.0000	B	28/11/2018
48,794,718	1.00	4.30	Actual/Actual	24/02/2024	12	---	24/02	4.30	1	GGB-FXD-240224-12Y-2.000-1.00	---	---	---	10.0000 22/06/2015	---	---	---	---	---
40,248,141	1.00	4.30	Actual/Actual	24/02/2025	13	---	24/02	4.30	1	GGB-FXD-240225-13Y-2.000-1.00	---	---	---	10.0000 22/06/2015	---	---	---	---	---
59,586,043	1.00	4.30	Actual/Actual	24/02/2026	14	---	24/02	4.30	1	GGB-FXD-240226-14Y-2.000-1.00	---	---	---	10.0000 22/06/2015	---	---	---	---	---
41,118,344	1.00	4.30	Actual/Actual	24/02/2027	15	---	24/02	4.30	1	GGB-FXD-240227-15Y-2.000-1.00	---	---	---	10.0000 22/06/2015	---	---	---	---	---
45,137,734	1.00	4.30	Actual/Actual	24/02/2028	16	---	24/02	4.30	1	GGB-FXD-240228-16Y-2.000-1.00	---	---	---	10.0000 22/06/2015	---	---	---	---	---
61,768,888	1.00	4.30	Actual/Actual	24/02/2029	17	---	24/02	4.30	1	GGB-FXD-240229-17Y-2.000-1.00	---	---	---	10.0000 22/06/2015	---	---	---	---	---
54,567,744	1.00	4.30	Actual/Actual	24/02/2030	18	---	24/02	4.30	1	GGB-FXD-240230-18Y-2.000-1.00	---	---	---	10.0000 22/06/2015	---	---	---	---	---
37,541,515	1.00	4.30	Actual/Actual	24/02/2031	19	---	24/02	4.30	1	GGB-FXD-240231-19Y-2.000-1.00	---	---	---	10.0000 22/06/2015	---	---	---	---	---
37,558,317	1.00	4.30	Actual/Actual	24/02/2032	20	---	24/02	4.30	1	GGB-FXD-240232-20Y-2.000-1.00	---	---	---	10.0000 22/06/2015	---	---	---	---	---
37,473,732	1.00	4.30	Actual/Actual	24/02/2033	21	---	24/02	4.30	1	GGB-FXD-240233-21Y-2.000-1.00	---	---	---	10.0000 22/06/2015	---	---	---	---	---
33,888,293	1.00	4.30	Actual/Actual	24/02/2034	22	---	24/02	4.30	1	GGB-FXD-240234-22Y-2.000-1.00	---	---	---	10.0000 22/06/2015	---	---	---	---	---
35,177,800	1.00	4.30	Actual/Actual	24/02/2035	23	---	24/02	4.30	1	GGB-FXD-240235-23Y-2.000-1.00	---	---	---	10.0000 22/06/2015	---	---	---	---	---
35,547,268	1.00	4.30	Actual/Actual	24/02/2036	24	---	24/02	4.30	1	GGB-FXD-240236-24Y-2.000-1.00	---	---	---	10.0000 22/06/2015	---	---	---	---	---
40,246,306	1.00	4.30	Actual/Actual	24/02/2037	25	---	24/02	4.30	1	GGB-FXD-240237-25Y-2.000-1.00	---	---	---	10.0000 22/06/2015	---	---	---	---	---
37,643,952	1.00	4.30	Actual/Actual	24/02/2038	26	---	24/02	4.30	1	GGB-FXD-240238-26Y-2.000-1.00	---	---	---	10.0000 22/06/2015	---	---	---	---	---
36,977,100	1.00	4.30	Actual/Actual	24/02/2039	27	---	24/02	4.30	1	GGB-FXD-240239-27Y-2.000-1.00	---	---	---	10.0000 22/06/2015	---	---	---	---	---
41,615,000	1.00	4.30	Actual/Actual	24/02/2040	28	---	24/02	4.30	1	GGB-FXD-240240-28Y-2.000-1.00	---	---	---	10.0000 22/06/2015	---	---	---	---	---
42,227,208	1.00	4.30	Actual/Actual	24/02/2041	29	---	24/02	4.30	1	GGB-FXD-240241-29Y-2.000-1.00	---	---	---	10.0000 22/06/2015	---	---	---	---	---
68,288,487	1.00	4.30	Actual/Actual	24/02/2042	30	---	24/02	4.30	1	GGB-FXD-240242-30Y-2.000-1.00	---	---	---	10.0000 22/06/2015	---	---	---	---	---
4,000,000	1,000.00	3.88	Actual/Actual	12/03/2029	10	---	12/03	3.88	1	GGB-FXD-120329-10Y-3.875-1.000	---	---	---	---	---	---	100.0000	B	15/10/2019
4,500,000	1,000.00	0.00	Actual/Actual	12/02/2026	5	---	12/02	0.00	1	GGB-FXD-120226-05Y-0.000-1.000	---	---	---	---	---	---	---	---	---
2,209,163	1,000.00	3.38	Actual/Actual	15/02/2025	7	---	15/02	3.38	1	GGB-FXD-150225-07Y-3.375-1.000	---	---	---	---	---	---	---	---	---
964,000	1,000.00	3.25	Actual/Actual	20/03/2025	6	---	20/03	3.25	1	GGB-FXD-200325-06Y-3.250-1.000	---	---	---	---	---	---	---	---	---
2,100,000	1,000.00	3.55	Actual/Actual	20/03/2026	7	---	20/03	3.55	1	GGB-FXD-200326-07Y-3.550-1.000	---	---	---	---	---	---	---	---	---
5,500,000	1,000.00	1.50	Actual/Actual	18/06/2030	10	---	18/06	1.50	1	GGB-FXD-180630-10Y-1.500-1.000	---	---	---	---	---	---	---	---	---
3,500,000	1,000.00	4.38	Actual/Actual	18/07/2038	15	---	18/07	4.38	1	GGB-FXD-180738-15Y-4.375-1.000	---	---	---	---	---	---	---	---	---
40,000	1,000.00	4.67	FLR Actual/360	18/09/2024	1	---	18/09 - 19/03	---	1	GGB-FLT-180924-01Y-4.670-1.000	---	---	---	---	---	---	---	---	---

Government Bonds Notes

Transactions Volume = (Pieces) * (Nominal Price). Transactions Value = (Pieces) * (Nominal Price) * (price %) + (Accrued interest).

The Value of current coupon for the issues with NV 0.01 euro refers to NV 100 euros

FLR: Floating Interest Rate.

[1] - The Expiration Date of the interest bearing period and the Date for coupon payment.

Government Bonds

Number Listed Bonds	Nominal price	Today's Rate	Accrued Interest Calc	Exp. Date [1]	Duration (years)	Note	Coupons Date	Curr. coupon value	Trading Unit	Government Bonds	Price min	Price max	Closing price	Previous closing price/date	Volume	Transactions Value	Price	Last order Buy / Sell	Date
5,364,250	1,000.00	3.25	Actual/Actual	20/03/2050	30	---	20/03	3.25	1	GGB-FXD-200350-30Y-3.250-1.000	---	---	---	---	---	---	---	---	---
3,924,361	1,000.00	2.00	Actual/Actual	22/04/2027	7	---	22/04	2.00	1	GGB-FXD-220427-07Y-2.000-1.000	---	---	---	---	---	---	99.9000	B	22/04/2020
2,500,000	1,000.00	1.88	Actual/Actual	23/07/2026	7	---	23/07	1.88	1	GGB-FXD-230726-07Y-1.875-1.000	---	---	---	---	---	---	---	---	---
4,500,000	1,000.00	4.25	Actual/Actual	15/06/2033	10	---	15/06	4.25	1	GGB-FXD-150633-10Y-4.250-1.000	---	---	---	---	---	---	---	---	---
3,500,000	1,000.00	1.88	Actual/Actual	24/01/2052	30	---	24/01	1.88	1	GGB-FXD-240152-30Y-1.875-1.000	---	---	---	---	---	---	---	---	---
3,700,000	1,000.00	1.75	Actual/Actual	18/06/2032	10	---	18/06	1.75	1	GGB-FXD-180632-10Y-1.750-1.000	---	---	---	---	---	---	---	---	---
2,200,000	1,000.00	1.13	FLR Actual/360	15/12/2027	5	---	- 15/12 - 15/03 -	---	1	GGB-FLT-151227-05Y-1.130-1.000	---	---	---	---	---	---	102.1600	B	30/12/2022

Government Bonds Notes

Transactions Volume = (Pieces) * (Nominal Price). Transactions Value = (Pieces) * (Nominal Price) * (price %) + (Accrued interest).
The Value of current coupon for the issues with NV 0.01 euro refers to NV 100 euros
FLR: Floating Interest Rate.
[1] - The Expiration Date of the interest bearing period and the Date for coupon payment.

Treasury Bills & Zero Coupon Government Bonds

	13-Week Maturity									26-Week Maturity								52-Week Maturity									
Issue Date	Exp. Date	Initial Rate	Num Listed Bonds	Nominal price	Issue price	Last Trade Price	Last Trade Date	Volume Traded	Note	Exp. Date	Initial Rate	Num Listed Bonds	Nominal price	Issue price	Last Trade Price	Last Trade Date	Volume Traded	Note	Exp. Date	Initial Rate	Num Listed Bonds	Nominal price	Issue price	Last Trade Price	Last Trade Date	Volume Traded	Note
09/12/2022	---	---	---	---	---	---	---	---	---	---	---	---	---	---	---	---	---	---	08/12/2023	2.73	600,000	1,000.00	973.10	---	---	---	---
10/03/2023	---	---	---	---	---	---	---	---	---	---	---	---	---	---	---	---	---	---	08/03/2024	3.75	1,000,000	1,000.00	963.46	---	---	---	---
09/06/2023	---	---	---	---	---	---	---	---	---	---	---	---	---	---	---	---	---	---	07/06/2024	3.84	1,600,000	1,000.00	962.60	---	---	---	---
08/09/2023	---	---	---	---	---	---	---	---	---	---	---	---	---	---	---	---	---	---	06/09/2024	3.81	812,500	1,000.00	962.90	---	---	---	---

Bonds in Circulation	Currency / Min nominal traded Value	Coupons Payment Date	Current Coupon Value	Note	Coupon	Trading Unit	Issue Date	Duration (years)	Today's Interest	A.I.C in days	Bonds	Last price of previous days		Last Outcry in Cash (euro)			Trades in Pieces	Life min	Life Max
												Price	Buy / Sell	Date					
Corporate Bonds in Foreign Currency and Euro																			
103,746	GBP / 10	01/12	0.25	---	64	1	01/12/1930	98	2.5	360	National Mortgage Bank	2.27	05/02/1996	2.27	S	05/02/1996	---	2.27	2.27
0	GBP / 10	01/12	0.25	---	66	1	01/12/1928	100	2.5	360	National Mortgage Bank	---	---	---	---	---	---	---	---

Government Bonds Notes

A.I.C: Accrued Interest Calculation base.
FLR: Floating Interest Rate.
The minimum tradeable Nominal Value for all Demeterialised Government Titles is 100 Euros.
(μτφρ-0)

Athex & ATHEXClear Members List

Member Name			Stock Market			Derivatives Market		ATHEXClear Member	
Address	Phone	Fax	Market Member	Remote Member	Market Maker	Proprietary	Market Maker	General Clearing	Direct Clearing
A. SARRIS SECURITIES S.A.			a						
6, ΔΡΑΓΑΤΣΑΝΙΟΥ 6 ATHINA	2103367700								
AEONIC SECURITIES C.I.F. P.L.C.			a						
, ΛΑΪΟΥ 6, ΓΡ. 301B, ANNA COURT	35725337600								
ALPHA BANK S.A.								a	
, ΣΤΑΔΙΟΥ 40 ATHINA	2103260000								
ALPHA FINANCE INVESTMENT SERVICES SINGLE MEMBER SA			a		a	a	a		a
5, ΠΑΝΕΠΙΣΤΗΜΙΟΥ 45 ATHINA	2103677400								
ARGUS STOCKBROKERS LTD			a	a		a			
25 , 25 ΛΕΩΦΟΡΟΣ ΔΗΜΟΣΘΕΝΗ ΣΕΒΕΡΗ	0035722717000								
ATLANTIC SECURITIES LTD			a	a					
37, ΠΡΟΔΡΟΜΟΥ 37	0035722445400								
AXON SECURITIES S.A.			a			a			
48, ΣΤΑΔΙΟΥ 48 ATHINA	2103363800								
BETA SECURITIES S.A.			a		a	a			a
29 , Λ.ΑΛΕΞΑΝΔΡΑΣ 29 ATHINA	2106478930								
BNP PARIBAS S.A.								a	
, ΛΑΜΨΑΚΟΥ 2 ATHINA	2107468525								
BOFA SECURITIES EUROPE SA			a	a					
, 112 AVENUE KL?BER 75116	+33 153655555								
CAPITAL SECURITIES S.A.			a			a			
58, ΜΗΤΡΟΠΟΛΕΩΣ 58 ATHINA	2103369700								
CITIGROUP GLOBAL MARKETS EUROPE AG			a	a					
16, REUTERWEG 16	+49 691366-0								
CITIGROUP GLOBAL MARKETS LIMITED			a						
1, 33 CANADA SQUARE -CANARY WHARF	+44 02079864000								
CREDIT SUISSE BANK (EUROPE), S.A.			a	a					
, CALLE AYALA 42, 3A PLANTA-B MADRID	+34917916000								
CREDIT SUISSE SECURITIES (EUROPE) LIMITED			a						
1 , ONE CABOT SQUARE LONDON	+44 2078888888								
CYCLOS SECURITIES S.A.			a			a			
39, ΧΑΡΙΛΑΟΥ ΤΡΙΚΟΥΠΗ 6-8-10 ATHINA	2103364300								
DEUTSCHE BANK S.A.				a					
1 , GREAT WINCHESTER STREET LONDON	+44 20 754 54209	00441133361437							
EUROBANK EQUITIES INVESTMENT FIRM SINGLE MEMBER SA			a		a	a	a		a
, ΦΙΛΕΛΛΗΝΩΝ 10 & ΞΕΝΟΦΩΝΤΟΣ 13 ATHINA	2103720425								
EUROBANK S.A.								a	
, ΟΘΩΝΟΣ 8 ATHINA	2144043907								
EUROCORP INVESTMENT SERVICES S.A.			a			a			a
14, ΠΛ.ΦΙΛΙΚΗΣ ΕΤΑΙΡΕΙΑΣ 14 ATHINA	2107263600								
EUOTRUST INVESTMENT FIRM SA			a						
113, ΣΕΒΑΣΤΟΥΠΟΛΕΩΣ 113 ATHINA	2103363100								
EUROXX SECURITIES S.A.			a		a	a	a		a
7, PALEOLOGOU CHALANDRI	+30 2106879400	210-6879401							
7, PALAIOLOGOU CHALANDRI	(210)-6879400	(210)-6879401							
FREEDOM FINANCE EUROPE LTD			a	a					
, ΧΡΙΣΤΑΚΗ ΚΡΑΝΟΥ 20	035725257786								
G. A. PERVANAS SECURITIES- INVESTMENT SERVICES S.A.			a						
7-9, ΣΟΦΟΚΛΕΟΥΣ 7-9 ATHINA	2103727200								
GLOBAL CAPITAL SECURITIES & FINANCIAL SERVICES LTD			a	a					
50, Λ.ΑΡΧΙΕΠΙΣΚΟΠΟΥ ΜΑΚΑΡΙΟΥ Γ50	0035722710710								
GREENPOST TRADING EUROPE LTD			a	a	a				
, ΚΙΜΟΝΟΣ 3, ACROPOLIS MANSIONS, 2ND FLOOR, FLAT/OFFICE 202	035722521389								
HELLENIC AMERICAN SECURITIES S.A.			a		a	a			a
27, ΑΝΔΡΕΑ ΠΑΠΑΝΔΡΕΟΥ 27 MAROUSI	2103311100								
HELLENIC BANK (INVESTMENTS) LTD				a					
, AVE.KYRIAKOU MATSI 31 - PO BOX 24747 NICOSIA	+357 22500100	357 22500110							
HSBC CONTINENTAL EUROPE								a	
109-111, Λ.ΜΕΣΟΓΕΙΩΝ 109-111	2106960000								
INDEX SECURITIES S.A.			a						
6, ΔΡΑΓΑΤΣΑΝΙΟΥ 6 ATHINA	2103213920								

Athex & ATHEXClear Members List

Member Name			Stock Market			Derivatives Market		ATHEXClear Member	
Address	Phone	Fax	Market Member	Remote Member	Market Maker	Proprietary	Market Maker	General Clearing	Direct Clearing
J. CHR. MAVRIKIS SECURITIES S.A. 5, ΣΟΦΟΚΛΕΟΥΣ 5 ATHINA	2103216730		a						
KAPPA SECURITIES S.A. 15, ΒΑΛΑΩΡΙΤΟΥ 15 ATHINA	2103678600		a			a			
KARAMANOF SECURITIES & INVESTMENT SERVICES S.A. 2, ΠΛΑΤ.ΘΕΟΔΩΡΩΝ 2 ATHINA	2103212947		a						
LAIKI FINANCIAL SERVICES LTD 26, AVE. VYRONOS NICOSIA	357 22367367	357 22718567		a					
LEON DEPOLAS SECURITIES S.A. 1, ΧΡΗΣΤΟΥ ΛΑΔΑ 1 ATHINA	2103213276 -28		a		a	a			
MEGA EQUITY SECURITIES & FINANCIAL SERVICES PUBLIC LTD 42-44, ΛΕΩΦ.ΓΡΙΒΑ ΔΙΓΕΝΗ 42-44	0035722711711		a	a		a			
MERIT SECURITIES S.A 5, ΣΟΦΟΚΛΕΟΥΣ 5 ATHINA	2103671880		a		a	a			a
MERRILL LYNCH INTERNATIONAL 2 , 2 KING EDWARD STREET LONDON	+44 20276281000		a						
N. CHRYSOCHOIDIS SECURITIES S.A. 7-9, ΣΟΦΟΚΛΕΟΥΣ 7-9 ATHINA	2103213913		a			a			a
NATIONAL BANK OF GREECE S.A. 86, AIOLOU STR. ATHINA	(210)-3341000	(210)-3228187	a		a	a		a	
68, AKADIMIAS STR. ATHINA	(210)-3328817	(210)-3328678							
NATIONAL SECURITIES SINGLE MEMBER SA 66, ΛΕΩΦΟΡΟΣ ΑΘΗΝΩΝ 128-132 & ΦΙΓΕΝΙΑΣ ATHINA	2103328784		a		a	a	a		
NUNTIUS BROKERAGE AND INVESTMENT SERVICES S.A 6, ΔΡΑΓΑΤΣΑΝΙΟΥ 6 ATHINA	2103350599		a						
ONE PLUS CAPITAL LIMITED , 75 PRODROMOU AVENUE NICOSIA 1307	35722873760		a	a					
OPTIMA BANK S.A. , AIGIALEIAS 32 & PARADEISOY MAROUSI	210 8173000		a		a	a	a	a	
PANCRETA BANK S.A , ΙΚΑΡΟΥ 5	2810338746							a	
PANTELAKIS SECURITIES S.A. 57, ΕΘΝΙΚΗΣ ΑΝΤΙΣΤΑΣΕΩΣ 57, ΚΤΙΠΙΟ Β CHALANDRI	2106965000		a		a	a	a		
PIRAEUS BANK S.A. , ΑΜΕΡΙΚΗΣ 4 ATHINA	2103335000		a			a		a	
PIRAEUS SECURITIES S. A. 10, ΣΤΑΔΙΟΥ 10 ATHINA	2103354100		a		a	a	a		a
PROCHOICE SECURITIES LTD 57, ΛΕΩΦ ΣΠΥΡΟΥ ΚΥΠΡΙΑΝΟΥ 57, ΑΚΙΝΗΤΑ Φ	035724661192		a	a					
SHARELINK SECURITIES & FINANCIAL SERVICES LTD 6 , HOUSE-ΘΕΟΤΟΚΗ 6 ΜΕΓΑΡΟ ΕΛΛΗΝΑ	+357 22554200		a			a			
SOCIETE GENERALE S.A. , 17 COURS VALMY, CEDEX	+157290504		a	a		a			
SOLIDUS SECURITIES S.A 64, ΛΟΥΙΖΗΣ ΠΙΑΝΚΟΥΡ 64 ATHINA	2106900600		a			a			a
ST. EM. LAVRENTAKIS SECURITIES S.A. 7-9, ΣΟΦΟΚΛΕΟΥΣ 7-9 ATHINA	2103213336		a			a			
THE CYPRUS INVESTMENT & & SECURITIES CORPORATION LTD 154, 1 AG. PROKOPIOU & POSIDONOS 1ST FLOOR	0035722121700		a	a					
UBS EUROPE SE , OPERNTURM, BOCKENHEIMER LANDSTRASSE 2-4	496921790		a	a					
UBS LIMITED 1 , FINSBURY AVENUE LONDON	+44 2075687135			a					

List of Stocks under Market Making operations

Securities	Stock Category
Market Maker	Start Market Making
MLS MULTIMEDIA SA (CR)	Suspension Status
PIRAEUS SECURITIES S. A.	01/08/2019
ALPHA ETF FTSE Athex Large Cap	Exchange Traded Funds (ETFs)
ALPHA FINANCE INVESTMENT SERVICES SINGLE MEMBER SA	02/01/1900
NATIONAL SECURITIES SINGLE MEMBER SA	02/01/1900
ADMIE (IPTO) HOLDING S.A. (CR)	Main Market
EUROBANK EQUITIES INVESTMENT FIRM SINGLE MEMBER SA	24/05/2021
HELLENIC AMERICAN SECURITIES S.A.	09/03/2020
PIRAEUS SECURITIES S. A.	29/06/2017
AEGEAN AIRLINES (CR)	Main Market
EUROBANK EQUITIES INVESTMENT FIRM SINGLE MEMBER SA	22/09/2020
ALPHA SERVICES HOLD (CR)	Main Market
ALPHA FINANCE INVESTMENT SERVICES SINGLE MEMBER SA	29/02/2016
EUROBANK EQUITIES INVESTMENT FIRM SINGLE MEMBER SA	22/10/2006
GREENPOST TRADING EUROPE LTD	12/06/2023
HELLENIC AMERICAN SECURITIES S.A.	25/07/2014
LEON DEPOLAS SECURITIES S.A.	04/01/2016
MERIT SECURITIES S.A	03/09/2012
NATIONAL SECURITIES SINGLE MEMBER SA	02/01/1900
PIRAEUS SECURITIES S. A.	28/05/2009
ALPHA TRUST (CR)	Main Market
EUROBANK EQUITIES INVESTMENT FIRM SINGLE MEMBER SA	06/02/2023
LEON DEPOLAS SECURITIES S.A.	04/01/2021
ALUMIL (CR)	Main Market
PIRAEUS SECURITIES S. A.	31/07/2023
ANDROMEDA SA (CR)	Main Market
BETA SECURITIES S.A.	15/02/2021
OPTIMA BANK S.A.	03/04/2023
ATTICA BANK S.A. (CR)	Main Market
EUROXX SECURITIES S.A.	22/01/2016
PIRAEUS SECURITIES S. A.	20/09/2017
AUSTRIACARD (CB)	Main Market
BETA SECURITIES S.A.	23/03/2023
EUROBANK EQUITIES INVESTMENT FIRM SINGLE MEMBER SA	15/05/2023
AUTOHELLAS SA (CR)	Main Market
ALPHA FINANCE INVESTMENT SERVICES SINGLE MEMBER SA	01/07/2019
EUROXX SECURITIES S.A.	02/07/2018
AVAX S.A. (CR)	Main Market
EUROBANK EQUITIES INVESTMENT FIRM SINGLE MEMBER SA	14/12/2015
OPTIMA BANK S.A.	04/09/2023
PIRAEUS SECURITIES S. A.	01/02/2021
AVE (CR)	Main Market
EUROXX SECURITIES S.A.	05/06/2020
BRIQ PROPERTIES (CR)	Main Market
EUROBANK EQUITIES INVESTMENT FIRM SINGLE MEMBER SA	09/09/2019
LEON DEPOLAS SECURITIES S.A.	22/02/2021
CC HBC AG (CR)	Main Market
BETA SECURITIES S.A.	08/03/2021
NATIONAL SECURITIES SINGLE MEMBER SA	02/01/1900
PIRAEUS SECURITIES S. A.	04/05/2015
CENERGY HOLDINGS (CB)	Main Market
ALPHA FINANCE INVESTMENT SERVICES SINGLE MEMBER SA	02/01/2016
EUROBANK EQUITIES INVESTMENT FIRM SINGLE MEMBER SA	02/01/2016
OPTIMA BANK S.A.	14/03/2022
PANTELAKIS SECURITIES S.A.	27/12/2022
CNL CAPITAL (CR)	Main Market
MERIT SECURITIES S.A	01/10/2018
DIMAND (CR)	Main Market
ALPHA FINANCE INVESTMENT SERVICES SINGLE MEMBER SA	08/08/2022
EUROBANK EQUITIES INVESTMENT FIRM SINGLE MEMBER SA	08/08/2022
PANTELAKIS SECURITIES S.A.	15/05/2023
EKTER SA (CR)	Main Market
BETA SECURITIES S.A.	26/09/2022
EUROBANK EQUITIES INVESTMENT FIRM SINGLE MEMBER SA	16/10/2017
LEON DEPOLAS SECURITIES S.A.	21/05/2018
ELASTRON (CR)	Main Market
LEON DEPOLAS SECURITIES S.A.	20/02/2017

List of Stocks under Market Making operations

Securities	Stock Category
Market Maker	Start Market Making
ELLAKTOR (CR)	Main Market
ALPHA FINANCE INVESTMENT SERVICES SINGLE MEMBER SA	18/03/2019
EUROBANK EQUITIES INVESTMENT FIRM SINGLE MEMBER SA	01/06/2012
EUROXX SECURITIES S.A.	24/09/2018
NATIONAL SECURITIES SINGLE MEMBER SA	02/01/1900
PIRAEUS SECURITIES S. A.	22/10/2018
ELTON SA (CR)	Main Market
EUROBANK EQUITIES INVESTMENT FIRM SINGLE MEMBER SA	28/11/2022
OPTIMA BANK S.A.	30/01/2023
ELVALHALCOR (CR)	Main Market
ALPHA FINANCE INVESTMENT SERVICES SINGLE MEMBER SA	07/05/2018
BETA SECURITIES S.A.	09/01/2023
EUROBANK EQUITIES INVESTMENT FIRM SINGLE MEMBER SA	07/05/2018
ENTERSOFT (CR)	Main Market
ALPHA FINANCE INVESTMENT SERVICES SINGLE MEMBER SA	23/03/2023
EUROBANK EQUITIES INVESTMENT FIRM SINGLE MEMBER SA	22/06/2020
EUROBANK HOLDINGS (CR)	Main Market
ALPHA FINANCE INVESTMENT SERVICES SINGLE MEMBER SA	09/01/2006
EUROBANK EQUITIES INVESTMENT FIRM SINGLE MEMBER SA	01/06/2012
GREENPOST TRADING EUROPE LTD	12/06/2023
HELLENIC AMERICAN SECURITIES S.A.	25/07/2014
LEON DEPOLAS SECURITIES S.A.	30/11/2018
MERIT SECURITIES S.A.	06/11/2017
NATIONAL SECURITIES SINGLE MEMBER SA	02/01/1900
PIRAEUS SECURITIES S. A.	28/09/2009
EUROCONSULTANTS S.A. (CR)	Main Market
OPTIMA BANK S.A.	01/02/2023
EYDAP S.A. (CR)	Main Market
ALPHA FINANCE INVESTMENT SERVICES SINGLE MEMBER SA	27/01/2020
EUROBANK EQUITIES INVESTMENT FIRM SINGLE MEMBER SA	10/06/2019
FOURLIS (CR)	Main Market
EUROBANK EQUITIES INVESTMENT FIRM SINGLE MEMBER SA	01/12/2016
PIRAEUS SECURITIES S. A.	06/03/2017
GEK TERNA (CR)	Main Market
BETA SECURITIES S.A.	08/03/2021
EUROBANK EQUITIES INVESTMENT FIRM SINGLE MEMBER SA	24/05/2021
PIRAEUS SECURITIES S. A.	29/08/2019
GR. SARANTIS S.A. (CR)	Main Market
BETA SECURITIES S.A.	14/05/2012
EUROBANK EQUITIES INVESTMENT FIRM SINGLE MEMBER SA	24/10/2016
HELLENIC EXCHANGES-A.S.E. (CR)	Main Market
HELLENIC AMERICAN SECURITIES S.A.	01/09/2014
NATIONAL SECURITIES SINGLE MEMBER SA	02/01/1900
PIRAEUS SECURITIES S. A.	04/05/2015
HELLENIQ ENERGY (CR)	Main Market
ALPHA FINANCE INVESTMENT SERVICES SINGLE MEMBER SA	07/11/2023
EUROBANK EQUITIES INVESTMENT FIRM SINGLE MEMBER SA	01/11/2023
HELLENIC AMERICAN SECURITIES S.A.	14/09/2015
PIRAEUS SECURITIES S. A.	20/03/2017
IDEAL HOLDINGS (CR)	Main Market
EUROBANK EQUITIES INVESTMENT FIRM SINGLE MEMBER SA	07/06/2021
PIRAEUS SECURITIES S. A.	07/06/2021
INTERCONTINENTAL (CR)	Main Market
LEON DEPOLAS SECURITIES S.A.	03/06/2019
INTERLIFE G.C.I.(CR)	Main Market
BETA SECURITIES S.A.	24/10/2022
INTERWOOD-XYLEMPORIA (CR)	Main Market
EUROBANK EQUITIES INVESTMENT FIRM SINGLE MEMBER SA	05/07/2021
PANTELAKIS SECURITIES S.A.	01/07/2021
INTRAKAT (CR)	Main Market
BETA SECURITIES S.A.	04/10/2021
PANTELAKIS SECURITIES S.A.	10/10/2022

List of Stocks under Market Making operations

Securities	Stock Category
Market Maker	Start Market Making
JUMBO SA (CR)	Main Market
BETA SECURITIES S.A.	01/02/2021
EUROBANK EQUITIES INVESTMENT FIRM SINGLE MEMBER SA	25/05/2020
GREENPOST TRADING EUROPE LTD	12/06/2023
MERIT SECURITIES S.A.	06/11/2017
PIRAEUS SECURITIES S. A.	06/03/2017
KLOUKINAS - LAPPAS SA (CR)	Main Market
OPTIMA BANK S.A.	02/01/2023
KRI-KRI S.A. (CR)	Main Market
EUROBANK EQUITIES INVESTMENT FIRM SINGLE MEMBER SA	07/05/2018
LEON DEPOLAS SECURITIES S.A.	16/01/2017
LAMDA DEVELOPMENT SA (CR)	Main Market
EUROBANK EQUITIES INVESTMENT FIRM SINGLE MEMBER SA	08/12/2014
PANTELAKIS SECURITIES S.A.	06/11/2017
PIRAEUS SECURITIES S. A.	29/06/2017
LAMPSPA HOTEL SA (CR)	Main Market
LEON DEPOLAS SECURITIES S.A.	16/01/2017
MIG (CR)	Main Market
PIRAEUS SECURITIES S. A.	02/02/2009
MOTODYNAMICS S.A. (CR)	Main Market
OPTIMA BANK S.A.	25/08/2023
MOTOR OIL (CR)	Main Market
BETA SECURITIES S.A.	08/03/2021
EUROBANK EQUITIES INVESTMENT FIRM SINGLE MEMBER SA	22/10/2006
GREENPOST TRADING EUROPE LTD	12/06/2023
LEON DEPOLAS SECURITIES S.A.	01/04/2019
MERIT SECURITIES S.A.	25/02/2019
NATIONAL SECURITIES SINGLE MEMBER SA	02/01/1900
PIRAEUS SECURITIES S. A.	04/05/2015
MPLE KEDROS (CR)	Main Market
OPTIMA BANK S.A.	16/10/2023
OPTIMA BANK S.A.	08/11/2023
MYTILINEOS (CR)	Main Market
ALPHA FINANCE INVESTMENT SERVICES SINGLE MEMBER SA	15/04/2019
BETA SECURITIES S.A.	11/04/2022
EUROBANK EQUITIES INVESTMENT FIRM SINGLE MEMBER SA	20/09/2017
GREENPOST TRADING EUROPE LTD	12/06/2023
MERIT SECURITIES S.A.	25/02/2019
NATIONAL SECURITIES SINGLE MEMBER SA	02/01/1900
PIRAEUS SECURITIES S. A.	04/05/2015
NATIONAL BANK (CR)	Main Market
ALPHA FINANCE INVESTMENT SERVICES SINGLE MEMBER SA	09/01/2006
EUROBANK EQUITIES INVESTMENT FIRM SINGLE MEMBER SA	22/10/2006
GREENPOST TRADING EUROPE LTD	12/06/2023
HELLENIC AMERICAN SECURITIES S.A.	25/07/2014
LEON DEPOLAS SECURITIES S.A.	20/05/2015
MERIT SECURITIES S.A.	03/09/2012
NATIONAL SECURITIES SINGLE MEMBER SA	02/01/1900
PIRAEUS SECURITIES S. A.	08/09/2008
OPAP (CR)	Main Market
ALPHA FINANCE INVESTMENT SERVICES SINGLE MEMBER SA	09/01/2006
BETA SECURITIES S.A.	11/04/2022
EUROBANK EQUITIES INVESTMENT FIRM SINGLE MEMBER SA	22/10/2006
GREENPOST TRADING EUROPE LTD	12/06/2023
HELLENIC AMERICAN SECURITIES S.A.	25/07/2014
MERIT SECURITIES S.A.	20/03/2017
NATIONAL SECURITIES SINGLE MEMBER SA	02/01/1900
PIRAEUS SECURITIES S. A.	04/05/2015
OPTIMA BANK (CR)	Main Market
OPTIMA BANK S.A.	06/11/2023

List of Stocks under Market Making operations

Securities	Stock Category
Market Maker	Start Market Making
OTE (CR)	Main Market
ALPHA FINANCE INVESTMENT SERVICES SINGLE MEMBER SA	09/01/2006
BETA SECURITIES S.A.	11/04/2022
EUROBANK EQUITIES INVESTMENT FIRM SINGLE MEMBER SA	22/10/2006
GREENPOST TRADING EUROPE LTD	12/06/2023
HELLENIC AMERICAN SECURITIES S.A.	25/07/2014
LEON DEPOLAS SECURITIES S.A.	20/04/2015
MERIT SECURITIES S.A	20/03/2017
NATIONAL SECURITIES SINGLE MEMBER SA	02/01/1900
PIRAEUS SECURITIES S. A.	08/09/2008
P.P.A. S.A. (CR)	Main Market
EUROBANK EQUITIES INVESTMENT FIRM SINGLE MEMBER SA	06/02/2019
PAPOUTSANIS (CR)	Main Market
ALPHA FINANCE INVESTMENT SERVICES SINGLE MEMBER SA	19/11/2018
BETA SECURITIES S.A.	25/11/2013
PETROPOULOS PETROS (CR)	Main Market
EUROBANK EQUITIES INVESTMENT FIRM SINGLE MEMBER SA	01/04/2019
PANTELAKIS SECURITIES S.A.	16/03/2020
PIRAEUS FINANCIAL HOLD (CR)	Main Market
ALPHA FINANCE INVESTMENT SERVICES SINGLE MEMBER SA	15/04/2019
EUROBANK EQUITIES INVESTMENT FIRM SINGLE MEMBER SA	22/10/2006
EUROXX SECURITIES S.A.	15/02/2016
GREENPOST TRADING EUROPE LTD	12/06/2023
HELLENIC AMERICAN SECURITIES S.A.	25/07/2014
LEON DEPOLAS SECURITIES S.A.	30/11/2018
MERIT SECURITIES S.A	16/09/2013
NATIONAL SECURITIES SINGLE MEMBER SA	02/01/1900
PIRAEUS SECURITIES S. A.	16/02/2009
PPC (CR)	Main Market
ALPHA FINANCE INVESTMENT SERVICES SINGLE MEMBER SA	09/01/2006
BETA SECURITIES S.A.	01/02/2021
EUROBANK EQUITIES INVESTMENT FIRM SINGLE MEMBER SA	22/10/2006
GREENPOST TRADING EUROPE LTD	12/06/2023
HELLENIC AMERICAN SECURITIES S.A.	01/09/2014
MERIT SECURITIES S.A	06/11/2017
NATIONAL SECURITIES SINGLE MEMBER SA	02/01/1900
PIRAEUS SECURITIES S. A.	28/09/2009
PREMIA (CR)	Main Market
BETA SECURITIES S.A.	01/06/2021
LEON DEPOLAS SECURITIES S.A.	05/12/2022
PANTELAKIS SECURITIES S.A.	23/12/2021
PROFILE SA (CR)	Main Market
OPTIMA BANK S.A.	03/04/2023
PANTELAKIS SECURITIES S.A.	01/07/2019
QUALITY & RELIABILITY SA (CR)	Main Market
OPTIMA BANK S.A.	03/01/2023
QUEST HOLDINGS (CR)	Main Market
BETA SECURITIES S.A.	26/03/2018
EUROBANK EQUITIES INVESTMENT FIRM SINGLE MEMBER SA	28/01/2019
REVOIL (CR)	Main Market
BETA SECURITIES S.A.	26/06/2023
SIDMA STEEL (CR)	Main Market
OPTIMA BANK S.A.	25/05/2023
SPACE HELLAS SA (CR)	Main Market
MERIT SECURITIES S.A	09/12/2022
TECHNICAL OLYMPIC SA (CR)	Main Market
OPTIMA BANK S.A.	05/07/2023
TERNA ENERGY (CR)	Main Market
EUROBANK EQUITIES INVESTMENT FIRM SINGLE MEMBER SA	24/05/2021
PIRAEUS SECURITIES S. A.	09/12/2019
THRACE PLASTICS SA (CR)	Main Market
ALPHA FINANCE INVESTMENT SERVICES SINGLE MEMBER SA	26/03/2018
EUROBANK EQUITIES INVESTMENT FIRM SINGLE MEMBER SA	26/03/2018
TITAN CEMENT (CB)	Main Market
BETA SECURITIES S.A.	01/02/2021
EUROBANK EQUITIES INVESTMENT FIRM SINGLE MEMBER SA	06/11/2019
PIRAEUS SECURITIES S. A.	18/01/2021

List of Stocks under Market Making operations

Securities		Stock Category
Market Maker	Start Market Making	
TRADE ESTATES REIC (CR)		Main Market
EUROBANK EQUITIES INVESTMENT FIRM SINGLE MEMBER SA	08/11/2023	
EUROBANK EQUITIES INVESTMENT FIRM SINGLE MEMBER SA	10/11/2023	
PANTELAKIS SECURITIES S.A.	10/11/2023	
PANTELAKIS SECURITIES S.A.	08/11/2023	
TZIRAKIAN PROFIL (CR)		Main Market
LEON DEPOLAS SECURITIES S.A.	19/07/2021	
VIOHALCO SA/NV (CB)		Main Market
ALPHA FINANCE INVESTMENT SERVICES SINGLE MEMBER SA	11/03/2008	
EUROBANK EQUITIES INVESTMENT FIRM SINGLE MEMBER SA	04/03/2014	
MERIT SECURITIES S.A	17/03/2014	

Underlying Asset				Derivatives Market													
Price max	Price min	Closing price	change	Delivery Month	Open price	Price max	Price min	Last price	Closing price	Last Bid	Last Ask	Fixing price*	Life high	Life low	Trades	Volume	Open Interest
FTSE/Athex Large Cap				(Trade Unit: 1 Index Point x 2€, Cash Settlement)													
3,019.72	2,991.01	3,014.22	0.23%	November 2023	3,015.00	3,028.00	2,996.25	3,010.00	3,010.00	---	---		3,094.00	---	138	1,272	1,623
				December 2023	3,028.00	3,034.00	2,992.00	3,011.25	3,011.25	---	---		3,034.00	---	158	1,406	1,638
				January 2024	3,010.50	3,011.75	3,000.75	3,009.75	3,009.75	---	---		3,011.75	---	5	31	40
				March 2024	---	---	---	---	3,027.75	---	---		---	---	---	---	---
				June 2024	---	---	---	---	3,044.00	---	---		---	---	---	---	---
				September 2024	---	---	---	---	3,059.25	---	---		---	---	---	---	---
FTSE/Athex Banks				(Trade Unit: 1 Index Point x 15€, Cash Settlement)													
1,015.56	999.32	1,015.24	0.09%	December 2023	1,015.25	1,023.50	1,015.25	1,023.50	1,023.50	---	---		1,024.75	---	4	14	1,840
				March 2024	---	---	---	---	1,021.25	---	---		---	---	---	---	---
				June 2024	---	---	---	---	1,026.75	---	---		---	---	---	---	---
				September 2024	---	---	---	---	1,031.75	---	---		---	---	---	---	---
MSCI GREECE REBASED				(Trade Unit: 1 Index Point x 2€, Cash Settlement)													
4,848.35	4,789.70	4,831.12	0.03%	November 2023	4,825.25	4,825.25	4,825.25	4,825.25	4,825.25	---	---		4,825.25	---	1	3	83
				December 2023	4,801.25	4,801.25	4,801.25	4,801.25	4,801.25	---	---		5,012.25	---	1	3	20
				January 2024	---	---	---	---	4,799.75	---	---		4,683.25	---	---	---	---
				February 2024	---	---	---	---	4,854.75	---	---		---	---	---	---	---
				March 2024	---	---	---	---	4,862.25	---	---		---	---	---	---	---
				April 2024	---	---	---	---	4,871.75	---	---		---	---	---	---	---
				June 2024	---	---	---	---	4,888.75	---	---		---	---	---	---	---
				September 2024	---	---	---	---	4,913.00	---	---		---	---	---	---	---

Derivatives notes

Fixing prices and final open positions can be retrieved from the following path <http://www.helex.gr/el/web/guest/statistics-end-of-day-derivatives>

Underlying Asset				Derivatives Market													
Price max	Price min	Closing price	change	Delivery Month	Open price	Price max	Price min	Last price	Closing price	Last Bid	Last Ask	Fixing price*	Life high	Life low	Trades	Volume	Open Interest
ADMIE (IPTO) HOLDING S.A. (CR)				(Contract Size: 100 Securities, Physical Delivery)													
2.06	2.025	2.04	-0.49%	December 2023	2.07	2.07	2.05	2.06	2.06	---	---	---	2.42	---	29	362	24,381
---	---	---	---	March 2024	---	---	---	---	2.06	---	---	---	---	---	---	---	---
---	---	---	---	June 2024	---	---	---	---	2.08	---	---	---	---	---	---	---	---
---	---	---	---	September 2024	---	---	---	---	2.09	---	---	---	---	---	---	---	---
AEGEAN AIRLINES (CR)				(Contract Size: 100 Securities, Physical Delivery)													
12.1	11.64	11.66	-1.19%	December 2023	11.92	12.13	11.74	11.82	11.82	---	---	---	13.64	---	102	345	4,776
---	---	---	---	March 2024	---	---	---	---	12.05	---	---	---	11.69	---	---	---	258
---	---	---	---	June 2024	---	---	---	---	11.94	---	---	---	---	---	---	---	---
---	---	---	---	September 2024	---	---	---	---	12.00	---	---	---	---	---	---	---	---
ALPHA SERVICES HOLD (CR)				(Contract Size: 100 Securities, Physical Delivery)													
1.4925	1.456	1.4865	0.54%	December 2023	1.49	1.49	1.46	1.49	1.49	---	---	---	1.65	---	188	8,235	198,718
---	---	---	---	March 2024	---	---	---	---	1.52	---	---	---	1.48	---	---	---	5
---	---	---	---	June 2024	---	---	---	---	1.46	---	---	---	1.47	---	---	---	---
---	---	---	---	September 2024	---	---	---	---	1.50	---	---	---	---	---	---	---	---
AUTOHELLAS SA (CR)				(Contract Size: 100 Securities, Physical Delivery)													
12.78	12.38	12.56	-0.79%	December 2023	12.54	12.58	12.54	12.55	12.55	---	---	---	14.22	---	6	22	161
---	---	---	---	March 2024	---	---	---	---	12.75	---	---	---	---	---	---	---	---
---	---	---	---	June 2024	---	---	---	---	12.81	---	---	---	---	---	---	---	---
---	---	---	---	September 2024	---	---	---	---	12.88	---	---	---	---	---	---	---	---
AVAX S.A. (CR)				(Contract Size: 100 Securities, Physical Delivery)													
1.378	1.344	1.36	0.15%	December 2023	1.36	1.36	1.36	1.36	1.36	---	---	---	1.49	---	30	30	1,368
---	---	---	---	March 2024	---	---	---	---	1.37	---	---	---	---	---	---	---	---
---	---	---	---	June 2024	---	---	---	---	1.37	---	---	---	---	---	---	---	---
---	---	---	---	September 2024	---	---	---	---	1.38	---	---	---	---	---	---	---	---
CC HBC AG (CR)				(Contract Size: 100 Securities, Physical Delivery)													
24.29	24	24.16	0.79%	December 2023	24.18	24.18	24.10	24.10	24.10	---	---	---	27.19	---	2	6	557
---	---	---	---	March 2024	---	---	---	---	24.13	---	---	---	---	---	---	---	---
---	---	---	---	June 2024	---	---	---	---	24.26	---	---	---	---	---	---	---	---
---	---	---	---	September 2024	---	---	---	---	24.38	---	---	---	---	---	---	---	---
CENERGY HOLDINGS (CB)				(Contract Size: 100 Securities, Physical Delivery)													
6.99	6.75	6.93	2.21%	December 2023	6.78	6.99	6.78	6.94	6.94	---	---	---	7.22	---	24	50	4,614
---	---	---	---	March 2024	---	---	---	---	6.83	---	---	---	---	---	---	---	---
---	---	---	---	June 2024	---	---	---	---	6.86	---	---	---	---	---	---	---	---
---	---	---	---	September 2024	---	---	---	---	6.90	---	---	---	---	---	---	---	---

Derivatives notes

Fixing prices and final open positions can be retrieved from the following path <http://www.helex.gr/el/web/guest/statistics-end-of-day-derivatives>

Underlying Asset				Derivatives Market													
Price max	Price min	Closing price	change	Delivery Month	Open price	Price max	Price min	Last price	Closing price	Last Bid	Last Ask	Fixing price*	Life high	Life low	Trades	Volume	Open Interest
ELLAKTOR (CR)				(Contract Size: 100 Securities, Physical Delivery)													
2.25	2.17	2.21	0.91%	December 2023	2.23	2.24	2.19	2.19	2.19	---	---	---	2.31	---	7	37	917
				March 2024	---	---	---	---	2.20	---	---	---	---	---	---	---	---
				June 2024	---	---	---	---	2.22	---	---	---	---	---	---	---	---
				September 2024	---	---	---	---	2.23	---	---	---	---	---	---	---	---
ELVALHALCOR (CR)				(Contract Size: 100 Securities, Physical Delivery)													
1.754	1.688	1.688	-1.97%	December 2023	1.74	1.74	1.71	1.71	1.71	---	---	---	2.09	---	5	14	1,321
				March 2024	---	---	---	---	1.73	---	---	---	---	---	---	---	---
				June 2024	---	---	---	---	1.74	---	---	---	---	---	---	---	---
				September 2024	---	---	---	---	1.75	---	---	---	---	---	---	---	---
EUROBANK HOLDINGS (CR)				(Contract Size: 100 Securities, Physical Delivery)													
1.5815	1.553	1.58	0.00%	December 2023	1.58	1.59	1.56	1.59	1.59	---	---	---	1.60	---	55	776	35,464
				March 2024	---	---	---	---	1.59	---	---	---	---	---	---	---	---
				June 2024	---	---	---	---	1.60	---	---	---	---	---	---	---	---
				September 2024	---	---	---	---	1.61	---	---	---	---	---	---	---	---
EYDAP S.A. (CR)				(Contract Size: 100 Securities, Physical Delivery)													
5.75	5.65	5.74	0.00%	December 2023	5.75	5.76	5.71	5.71	5.71	---	---	---	6.52	---	12	30	2,369
				March 2024	---	---	---	---	5.78	---	---	---	---	---	---	---	---
				June 2024	---	---	---	---	5.81	---	---	---	---	---	---	---	---
				September 2024	---	---	---	---	5.84	---	---	---	---	---	---	---	---
FOURLIS (CR)				(Contract Size: 100 Securities, Physical Delivery)													
4.12	4.05	4.12	0.73%	December 2023	4.12	4.14	4.08	4.08	4.08	---	---	---	4.65	---	19	30	886
				March 2024	---	---	---	---	4.12	---	---	---	---	---	---	---	---
				June 2024	---	---	---	---	4.14	---	---	---	---	---	---	---	---
				September 2024	---	---	---	---	4.16	---	---	---	---	---	---	---	---
GEK TERNA (CR)				(Contract Size: 100 Securities, Physical Delivery)													
13.7	13.48	13.68	1.63%	December 2023	13.56	13.76	13.56	13.76	13.76	---	---	---	13.79	---	12	34	6,116
				March 2024	---	---	---	---	13.55	---	---	---	---	---	---	---	---
				June 2024	---	---	---	---	13.62	---	---	---	---	---	---	---	---
				September 2024	---	---	---	---	13.69	---	---	---	---	---	---	---	---
HELLENIC EXCHANGES-A.S.E. (CR)				(Contract Size: 100 Securities, Physical Delivery)													
5.19	5.06	5.18	1.57%	December 2023	5.18	5.20	5.11	5.12	5.12	---	---	---	5.20	---	60	400	8,858
				March 2024	---	---	---	---	5.13	---	---	---	---	---	---	---	---
				June 2024	---	---	---	---	5.16	---	---	---	---	---	---	---	---
				September 2024	---	---	---	---	5.19	---	---	---	---	---	---	---	---

Derivatives notes

Fixing prices and final open positions can be retrieved from the following path <http://www.helex.gr/el/web/guest/statistics-end-of-day-derivatives>

Underlying Asset				Derivatives Market													
Price max	Price min	Closing price	change	Delivery Month	Open price	Price max	Price min	Last price	Closing price	Last Bid	Last Ask	Fixing price*	Life high	Life low	Trades	Volume	Open Interest
HELLENiQ ENERGY (CR)				(Contract Size: 100 Securities, Physical Delivery)													
7.84	7.7	7.78	0.52%	December 2023	7.70	7.83	7.70	7.80	7.80	---	---		7.93	---	14	43	1,303
				March 2024	---	---	---	---	7.79	---	---		---	---	---	---	---
				June 2024	---	---	---	---	7.83	---	---		---	---	---	---	---
				September 2024	---	---	---	---	7.87	---	---		---	---	---	---	---
INTRACOM HOLDINGS (CR)				(Contract Size: 100 Securities, Physical Delivery)													
2.33	2.255	2.32	1.31%	December 2023	2.31	2.35	2.29	2.32	2.32	---	---		2.35	---	28	168	4,977
				March 2024	---	---	---	---	2.31	---	---		---	---	---	---	---
				June 2024	---	---	---	---	2.32	---	---		---	---	---	---	---
				September 2024	---	---	---	---	2.33	---	---		---	---	---	---	---
INTRAKAT (CR)				(Contract Size: 100 Securities, Physical Delivery)													
3.485	3.43	3.47	0.29%	December 2023	3.45	3.48	3.44	3.48	3.48	---	---		3.52	---	20	88	6,855
				March 2024	---	---	---	---	3.50	---	---		3.58	---	---	---	1,451
				June 2024	---	---	---	---	3.50	---	---		---	---	---	---	---
				September 2024	---	---	---	---	3.52	---	---		---	---	---	---	---
JUMBO SA (CR)				(Contract Size: 100 Securities, Physical Delivery)													
26.78	26.14	26.28	0.30%	December 2023	25.11	25.11	25.01	25.04	25.04	---	---		28.13	---	5	15	720
				March 2024	---	---	---	---	26.38	---	---		---	---	---	---	---
				June 2024	---	---	---	---	26.52	---	---		---	---	---	---	---
				September 2024	---	---	---	---	26.65	---	---		---	---	---	---	---
LAMDA DEVELOPMENT SA (CR)				(Contract Size: 100 Securities, Physical Delivery)													
6.48	6.37	6.48	2.78%	December 2023	6.40	6.50	6.40	6.50	6.50	---	---		6.77	---	31	164	5,854
				March 2024	---	---	---	---	6.35	---	---		---	---	---	---	---
				June 2024	---	---	---	---	6.38	---	---		---	---	---	---	---
				September 2024	---	---	---	---	6.41	---	---		---	---	---	---	---
MIG (CR)				(Contract Size: 100 Securities, Physical Delivery)													
3.96	3.86	3.93	0.00%	December 2023	3.88	3.88	3.83	3.83	3.83	---	---		4.70	---	4	20	58
				March 2024	---	---	---	---	3.96	---	---		---	---	---	---	---
				June 2024	---	---	---	---	3.98	---	---		---	---	---	---	---
				September 2024	---	---	---	---	4.00	---	---		---	---	---	---	---
MOTOR OIL (CR)				(Contract Size: 100 Securities, Physical Delivery)													
22.86	21.96	22.14	-3.66%	December 2023	22.86	22.86	22.00	22.17	22.17	---	---		24.10	---	31	63	1,173
				March 2024	---	---	---	---	23.14	---	---		---	---	---	---	---
				June 2024	---	---	---	---	23.26	---	---		---	---	---	---	---
				September 2024	---	---	---	---	23.38	---	---		---	---	---	---	---

Derivatives notes

Fixing prices and final open positions can be retrieved from the following path <http://www.helex.gr/el/web/guest/statistics-end-of-day-derivatives>

Underlying Asset				Derivatives Market													
Price max	Price min	Closing price	change	Delivery Month	Open price	Price max	Price min	Last price	Closing price	Last Bid	Last Ask	Fixing price*	Life high	Life low	Trades	Volume	Open Interest
MYTILINEOS (CR)				(Contract Size: 100 Securities, Physical Delivery)													
35.48	34.54	35.46	1.31%	December 2023	35.27	35.80	34.75	35.77	35.77	---	---	---	38.12	---	73	184	3,531
				March 2024	---	---	---	---	35.24	---	---	---	---	---	---	---	---
				June 2024	---	---	---	---	35.43	---	---	---	---	---	---	---	---
				September 2024	---	---	---	---	35.60	---	---	---	---	---	---	---	---
NATIONAL BANK (CR)				(Contract Size: 100 Securities, Physical Delivery)													
5.8	5.68	5.75	-0.86%	December 2023	5.80	5.80	5.70	5.75	5.75	---	---	---	6.43	---	228	2,248	25,717
				March 2024	---	---	---	---	5.86	---	---	---	5.75	---	---	---	580
				June 2024	---	---	---	---	5.87	---	---	---	---	---	---	---	---
				September 2024	---	---	---	---	5.90	---	---	---	---	---	---	---	---
OPAP (CR)				(Contract Size: 100 Securities, Physical Delivery)													
15.1	14.9	15.06	1.07%	December 2023	15.08	15.20	14.96	15.20	15.20	---	---	---	16.20	---	8	19	1,939
				March 2024	---	---	---	---	15.00	---	---	---	---	---	---	---	---
				June 2024	---	---	---	---	15.08	---	---	---	---	---	---	---	---
				September 2024	---	---	---	---	15.16	---	---	---	---	---	---	---	---
OPTIMA BANK (CR)				(Contract Size: 100 Securities, Physical Delivery)													
7.19	7.05	7.144	0.63%	December 2023	7.03	7.12	7.03	7.11	7.11	---	---	---	7.12	---	7	29	54
				March 2024	---	---	---	---	7.15	---	---	---	---	---	---	---	---
				June 2024	---	---	---	---	7.19	---	---	---	---	---	---	---	---
				September 2024	---	---	---	---	7.22	---	---	---	---	---	---	---	---
OTE (CR)				(Contract Size: 100 Securities, Physical Delivery)													
13.06	12.8	12.8	-0.77%	December 2023	13.06	13.06	12.84	12.86	12.86	---	---	---	14.17	---	32	91	7,827
				March 2024	13.00	13.00	13.00	13.00	13.00	---	---	---	13.12	---	1	4	10
				June 2024	---	---	---	---	13.06	---	---	---	---	---	---	---	---
				September 2024	---	---	---	---	13.12	---	---	---	---	---	---	---	---
P.P.A. S.A. (CR)				(Contract Size: 100 Securities, Physical Delivery)													
22.15	21.75	21.75	-1.14%	December 2023	---	---	---	---	22.26	---	---	---	22.35	---	---	---	207
				March 2024	---	---	---	---	22.15	---	---	---	---	---	---	---	---
				June 2024	---	---	---	---	22.27	---	---	---	---	---	---	---	---
				September 2024	---	---	---	---	22.38	---	---	---	---	---	---	---	---
PIRAEUS FINANCIAL HOLD (CR)				(Contract Size: 100 Securities, Physical Delivery)													
3.062	2.99	3.062	1.06%	December 2023	3.06	3.08	3.01	3.07	3.07	---	---	---	3.36	---	275	6,971	78,946
				March 2024	---	---	---	---	3.05	---	---	---	---	---	---	---	---
				June 2024	---	---	---	---	3.07	---	---	---	---	---	---	---	---
				September 2024	---	---	---	---	3.08	---	---	---	---	---	---	---	---

Derivatives notes

Fixing prices and final open positions can be retrieved from the following path <http://www.helex.gr/el/web/guest/statistics-end-of-day-derivatives>

Underlying Asset				Derivatives Market													
Price max	Price min	Closing price	change	Delivery Month	Open price	Price max	Price min	Last price	Closing price	Last Bid	Last Ask	Fixing price*	Life high	Life low	Trades	Volume	Open Interest
PPC (CR)				(Contract Size: 100 Securities, Physical Delivery)													
10.5	10.23	10.36	-0.77%	December 2023	10.50	10.53	10.25	10.40	10.40	---	---		10.69	---	153	933	24,043
				March 2024	10.50	10.50	10.50	10.50	10.50	---	---		10.60	---	1	1	760
				June 2024	---	---	---	---	10.57	---	---		---	---	---	---	---
				September 2024	---	---	---	---	10.62	---	---		---	---	---	---	---
QUEST HOLDINGS (CR)				(Contract Size: 100 Securities, Physical Delivery)													
5.85	5.71	5.85	2.45%	December 2023	5.71	5.81	5.71	5.81	5.81	---	---		6.25	---	4	6	89
				March 2024	---	---	---	---	5.75	---	---		---	---	---	---	---
				June 2024	---	---	---	---	5.78	---	---		---	---	---	---	---
				September 2024	---	---	---	---	5.81	---	---		---	---	---	---	---
TERNA ENERGY (CR)				(Contract Size: 100 Securities, Physical Delivery)													
15.48	15.13	15.48	1.51%	December 2023	15.41	15.56	15.28	15.55	15.55	---	---		17.23	---	45	88	15,228
				March 2024	---	---	---	---	15.35	---	---		---	---	---	---	---
				June 2024	---	---	---	---	15.44	---	---		---	---	---	---	---
				September 2024	---	---	---	---	15.51	---	---		---	---	---	---	---
TITAN CEMENT (CB)				(Contract Size: 100 Securities, Physical Delivery)													
19.4	19.06	19.14	-0.52%	December 2023	19.35	19.40	19.35	19.40	19.40	---	---		19.40	---	6	26	931
				March 2024	---	---	---	---	19.37	---	---		---	---	---	---	---
				June 2024	---	---	---	---	19.48	---	---		---	---	---	---	---
				September 2024	---	---	---	---	19.57	---	---		---	---	---	---	---
VIOHALCO SA/NV (CB)				(Contract Size: 100 Securities, Physical Delivery)													
5.2	5.05	5.18	0.98%	December 2023	5.16	5.20	5.11	5.19	5.19	---	---		6.66	---	49	129	5,169
				March 2024	---	---	---	---	5.16	---	---		---	---	---	---	---
				June 2024	---	---	---	---	5.19	---	---		---	---	---	---	---
				September 2024	---	---	---	---	5.22	---	---		---	---	---	---	---

Derivatives notes

Fixing prices and final open positions can be retrieved from the following path <http://www.helex.gr/el/web/guest/statistics-end-of-day-derivatives>

FTSE/Athex Large Cap

(Trade Unit: 1 Index Point x 2€ - Exercise Style: European, Cash Settlement)

Call Options															Put Options																				
November 2023								December 2023							Other Months		November 2023								December 2023							Other Months			
Exerise Price	Open price	Price max	Price min	Last price	Closing price	Volume	Open Interest	Open price	Price max	Price min	Last price	Closing price	Volume	Open Interest	Volume	Open Interest	Open price	Price max	Price min	Last price	Closing price	Volume	Open Interest	Open price	Price max	Price min	Last price	Closing price	Volume	Open Interest	Volume	Open Interest	Exerise Price		
1,975	-	-	-	-	-	-	-	0.00	0.00	0.00	-	1,028.00	-	-			-	-	-	-	-	-	-	0.00	0.00	0.00	-	0.01	-	-			1,975		
2,000	-	-	-	-	-	-	-	0.00	0.00	0.00	-	1,003.00	-	-			-	-	-	-	-	-	-	0.00	0.00	0.00	-	0.01	-	-			2,000		
2,050	-	-	-	-	-	-	-	0.00	0.00	0.00	-	953.00	-	-			-	-	-	-	-	-	-	0.00	0.00	0.00	-	0.01	-	-			2,050		
2,100	-	-	-	-	-	-	-	0.00	0.00	0.00	-	903.00	-	-			-	-	-	-	-	-	-	0.00	0.00	0.00	-	0.01	-	-			2,100		
2,150	-	-	-	-	-	-	-	0.00	0.00	0.00	-	853.00	-	-			-	-	-	-	-	-	-	0.00	0.00	0.00	-	0.01	-	-			2,150		
2,200	-	-	-	-	-	-	-	0.00	0.00	0.00	-	803.00	-	-			-	-	-	-	-	-	-	0.00	0.00	0.00	-	0.01	-	-			2,200		
2,250	-	-	-	-	-	-	-	0.00	0.00	0.00	-	753.00	-	-			-	-	-	-	-	-	-	0.00	0.00	0.00	-	0.02	-	-			2,250		
2,300	-	-	-	-	-	-	-	0.00	0.00	0.00	-	704.00	-	-			-	-	-	-	-	-	-	0.00	0.00	0.00	-	0.01	-	-			2,300		
2,350	-	-	-	-	-	-	-	0.00	0.00	0.00	-	654.00	-	-			-	-	-	-	-	-	-	0.00	0.00	0.00	-	0.03	-	-			2,350		
2,400	-	-	-	-	-	-	-	0.00	0.00	0.00	-	604.00	-	-			-	-	-	-	-	-	-	0.00	0.00	0.00	-	0.08	-	-			2,400		
2,450	0.00	0.00	0.00	-	559.00	-	-	0.00	0.00	0.00	-	554.00	-	-			0.00	0.00	0.00	-	0.02	-	-	0.00	0.00	0.00	-	0.20	-	-			2,450		
2,500	0.00	0.00	0.00	-	509.00	-	-	0.00	0.00	0.00	-	504.00	-	-			0.00	0.00	0.00	-	0.01	-	-	0.00	0.00	0.00	-	0.48	-	-			2,500		
2,550	0.00	0.00	0.00	-	459.00	-	-	0.00	0.00	0.00	-	455.00	-	-			0.00	0.00	0.00	-	0.04	-	-	0.00	0.00	0.00	-	1.10	-	-			2,550		
2,600	0.00	0.00	0.00	-	409.00	-	-	0.00	0.00	0.00	-	406.00	-	-			0.00	0.00	0.00	-	0.01	-	-	0.00	0.00	0.00	-	2.20	-	-			2,600		
2,650	0.00	0.00	0.00	-	359.00	-	-	0.00	0.00	0.00	-	358.00	-	-			0.00	0.00	0.00	-	0.06	-	-	0.00	0.00	0.00	-	4.10	-	-			2,650		
2,700	0.00	0.00	0.00	-	309.00	-	-	0.00	0.00	0.00	-	312.00	-	-			0.00	0.00	0.00	-	0.01	-	40	0.00	0.00	0.00	-	7.40	-	-			2,700		
2,750	0.00	0.00	0.00	-	259.00	-	20	0.00	0.00	0.00	-	267.00	-	-			0.00	0.00	0.00	-	0.01	-	20	0.00	0.00	0.00	-	12.75	-	-			2,750		
2,800	0.00	0.00	0.00	-	209.00	-	20	0.00	0.00	0.00	-	225.00	-	20			0.00	0.00	0.00	-	0.01	-	130	0.00	0.00	0.00	-	20.25	-	-			2,800		
2,850	0.00	0.00	0.00	-	159.00	-	22	0.00	0.00	0.00	-	186.00	-	80			0.00	0.00	0.00	-	0.17	-	70	0.00	0.00	0.00	-	31.25	-	50			2,850		
2,900	0.00	0.00	0.00	-	111.00	-	27	0.00	0.00	0.00	-	150.00	-	40			0.00	0.00	0.00	-	1.40	-	120	0.00	0.00	0.00	-	45.75	-	40			2,900		
2,950	0.00	0.00	0.00	-	66.00	-	14	0.00	0.00	0.00	-	119.00	-	121			8.00	0.00	7.00	7.00	7.00	30	81	0.00	0.00	0.00	-	64.50	-	81			2,950		
3,000	27.00	30.50	27.00	28.75	28.75	63	34	0.00	0.00	0.00	-	92.00	-	196			18.00	30.50	16.00	16.00	16.00	114	70	0.00	0.00	0.00	-	87.50	-	46			3,000		
3,050	6.00	13.00	6.00	13.00	13.00	30	47	0.00	0.00	0.00	-	70.00	-	24			50.00	13.00	50.00	50.00	50.00	20	21	0.00	0.00	0.00	-	115.00	-	20			3,050		
3,100	0.00	0.00	0.00	-	3.00	-	73	50.50	50.50	50.50	50.50	50.50	20	41			0.00	0.00	0.00	-	93.50	-	21	0.00	0.00	0.00	-	147.00	-	-			3,100		
3,150	0.00	0.00	0.00	-	0.53	-	33	0.00	0.00	0.00	-	37.25	-	-			0.00	0.00	0.00	-	141.00	-	40	0.00	0.00	0.00	-	182.00	-	-			3,150		
3,200	0.00	0.00	0.00	-	0.07	-	-	0.00	0.00	0.00	-	26.25	-	-			0.00	0.00	0.00	-	191.00	-	-	0.00	0.00	0.00	-	221.00	-	-			3,200		
3,250	0.00	0.00	0.00	-	0.01	-	-	0.00	0.00	0.00	-	18.00	-	-			0.00	0.00	0.00	-	241.00	-	-	0.00	0.00	0.00	-	263.00	-	-			3,250		
3,300	0.00	0.00	0.00	-	0.01	-	-	0.00	0.00	0.00	-	12.00	-	-			0.00	0.00	0.00	-	291.00	-	-	0.00	0.00	0.00	-	307.00	-	-			3,300		
3,350	0.00	0.00	0.00	-	0.01	-	-	0.00	0.00	0.00	-	7.90	-	-			0.00	0.00	0.00	-	341.00	-	-	0.00	0.00	0.00	-	353.00	-	-			3,350		
3,400	0.00	0.00	0.00	-	0.03	-	-	0.00	0.00	0.00	-	5.00	-	-			0.00	0.00	0.00	-	391.00	-	-	0.00	0.00	0.00	-	400.00	-	-			3,400		
3,450	0.00	0.00	0.00	-	0.01	-	-	0.00	0.00	0.00	-	3.10	-	-			0.00	0.00	0.00	-	441.00	-	-	0.00	0.00	0.00	-	448.00	-	-			3,450		
3,500	-	-	-	-	-	-	-	0.00	0.00	0.00	-	1.90	-	-			-	-	-	-	-	-	-	0.00	0.00	0.00	-	496.00	-	-			3,500		
Totals:						93	290							20	522	0	0							164	613							0	237	0	0
Number of Trades:						6								1		0								18								0		0	

ALPHA SERVICES HOLD (CR)

(Contract Size: 100 Securities, Exercise Style: American, Physical Delivery)

Call Options																Put Options																			
November 2023								December 2023								Other Months		November 2023								December 2023								Other Months	
Exercise Price	Open price	Price max	Price min	Last price	Closing price	Volume	Open Interest	Open price	Price max	Price min	Last price	Closing price	Volume	Open Interest	Volume	Open Interest	Open price	Price max	Price min	Last price	Closing price	Volume	Open Interest	Open price	Price max	Price min	Last price	Closing price	Volume	Open Interest	Volume	Open Interest	Exercise Price		
0.750						-	-	0.000	0.000	0.000		0.731	-	-								-	-	0.000	0.000	0.000		0.002	-	-			0.008		
0.800						-	-	0.000	0.000	0.000		0.681	-	-								-	-	0.000	0.000	0.000		0.001	-	-			0.008		
0.850	0.000	0.000	0.000		0.630	-	-	0.000	0.000	0.000		0.631	-	-			0.000	0.000	0.000		0.001	-	-	0.000	0.000	0.000		0.001	-	-			0.009		
0.900	0.000	0.000	0.000		0.580	-	-	0.000	0.000	0.000		0.582	-	-			0.000	0.000	0.000		0.002	-	-	0.000	0.000	0.000		0.001	-	-			0.009		
0.950	0.000	0.000	0.000		0.530	-	-	0.000	0.000	0.000		0.532	-	-			0.000	0.000	0.000		0.001	-	-	0.000	0.000	0.000		0.001	-	-			0.010		
1.000	0.000	0.000	0.000		0.480	-	-	0.000	0.000	0.000		0.482	-	-			0.000	0.000	0.000		0.001	-	-	0.000	0.000	0.000		0.001	-	-			0.010		
1.100	0.000	0.000	0.000		0.380	-	-	0.000	0.000	0.000		0.382	-	-			0.000	0.000	0.000		0.001	-	-	0.000	0.000	0.000		0.001	-	-			0.011		
1.200	0.000	0.000	0.000		0.280	-	-	0.000	0.000	0.000		0.284	-	-			0.000	0.000	0.000		0.001	-	-	0.000	0.000	0.000		0.002	-	-			0.012		
1.300	0.000	0.000	0.000		0.181	-	-	0.000	0.000	0.000		0.192	-	-			0.000	0.000	0.000		0.001	-	-	0.000	0.000	0.000		0.010	-	-			0.013		
1.400	0.000	0.000	0.000		0.090	-	-	0.000	0.000	0.000		0.115	-	-			0.000	0.000	0.000		0.010	-	-	0.000	0.000	0.000		0.033	-	-			0.014		
1.500	0.000	0.000	0.000		0.030	-	-	0.000	0.000	0.000		0.060	-	-			0.000	0.000	0.000		0.049	-	-	0.000	0.000	0.000		0.077	-	-			0.015		
1.600	0.000	0.000	0.000		0.006	-	-	0.000	0.000	0.000		0.027	-	-			0.000	0.000	0.000		0.125	-	-	0.000	0.000	0.000		0.144	-	-			0.016		
1.700	0.000	0.000	0.000		0.001	-	-	0.000	0.000	0.000		0.010	-	-			0.000	0.000	0.000		0.220	-	-	0.000	0.000	0.000		0.228	-	-			0.017		
1.800	0.000	0.000	0.000		0.001	-	-	0.000	0.000	0.000		0.003	-	-			0.000	0.000	0.000		0.320	-	-	0.000	0.000	0.000		0.322	-	-			0.018		
1.900	0.000	0.000	0.000		0.001	-	-	0.000	0.000	0.000		0.001	-	-			0.000	0.000	0.000		0.420	-	-	0.000	0.000	0.000		0.420	-	-			0.019		
2.000	0.000	0.000	0.000		0.002	-	-	0.000	0.000	0.000		0.001	-	-			0.000	0.000	0.000		0.520	-	-	0.000	0.000	0.000		0.520	-	-			0.020		
2.200	0.000	0.000	0.000		0.001	-	-	0.000	0.000	0.000		0.001	-	-			0.000	0.000	0.000		0.720	-	-	0.000	0.000	0.000		0.720	-	-			0.022		
2.400						-	-	0.000	0.000	0.000		0.001	-	-								-	-	0.000	0.000	0.000		0.920	-	-			0.024		
Totals:						0	0						0	0	0	0						0	0					0	0	0	0				
Number of Trades:						0							0		0							0.00						0		0					

NATIONAL BANK (CR)

(Contract Size: 100 Securities, Exercise Style: American, Physical Delivery)

Call Options																Put Options																			
Exercise Price	November 2023							December 2023							Other Months		November 2023							December 2023							Other Months		Exercise Price		
	Open price	Price max	Price min	Last price	Closing price	Volume	Open Interest	Open price	Price max	Price min	Last price	Closing price	Volume	Open Interest	Volume	Open Interest	Open price	Price max	Price min	Last price	Closing price	Volume	Open Interest	Open price	Price max	Price min	Last price	Closing price	Volume	Open Interest	Volume	Open Interest			
2.600						-	-	0.000	0.000	0.000		3.20	-	-								-	-	0.000	0.000	0.000		0.001	-	-			0.026		
2.800						-	-	0.000	0.000	0.000		3.00	-	-								-	-	0.000	0.000	0.000		0.001	-	-			0.028		
3.000						-	-	0.000	0.000	0.000		2.81	-	-								-	-	0.000	0.000	0.000		0.001	-	-			0.030		
3.200						-	-	0.000	0.000	0.000		2.61	-	-								-	-	0.000	0.000	0.000		0.001	-	-			0.032		
3.400	0.000	0.000	0.000		2.40	-	-	0.000	0.000	0.000		2.41	-	-			0.000	0.000	0.000		0.001	-	-	0.000	0.000	0.000		0.001	-	-			0.034		
3.600	0.000	0.000	0.000		2.20	-	-	0.000	0.000	0.000		2.21	-	-			0.000	0.000	0.000		0.001	-	-	0.000	0.000	0.000		0.001	-	-			0.036		
3.800	0.000	0.000	0.000		2.00	-	-	0.000	0.000	0.000		2.01	-	-			0.000	0.000	0.000		0.001	-	-	0.000	0.000	0.000		0.001	-	-			0.038		
4.000	0.000	0.000	0.000		1.80	-	-	0.000	0.000	0.000		1.81	-	-			0.000	0.000	0.000		0.001	-	-	0.000	0.000	0.000		0.001	-	-			0.040		
4.400	0.000	0.000	0.000		1.40	-	-	0.000	0.000	0.000		1.41	-	-			0.000	0.000	0.000		0.001	-	-	0.000	0.000	0.000		0.003	-	-			0.044		
4.800	0.000	0.000	0.000		1.00	-	-	0.000	0.000	0.000		1.03	-	-			0.000	0.000	0.000		0.001	-	-	0.000	0.000	0.000		0.019	-	-			0.048		
5.200	0.000	0.000	0.000		0.601	-	4	0.000	0.000	0.000		0.681	-	-			0.000	0.000	0.000		0.012	-	-	0.000	0.000	0.000		0.072	-	-			0.052		
5.600	0.000	0.000	0.000		0.220	-	-	0.000	0.000	0.000		0.403	-	55			0.000	0.000	0.000		0.019	-	-	0.000	0.000	0.000		0.194	-	-			0.056		
6.000	0.000	0.000	0.000		0.022	-	-	0.000	0.000	0.000		0.211	-	-			0.000	0.000	0.000		0.221	-	-	0.000	0.000	0.000		0.402	-	-			0.060		
6.400	0.000	0.000	0.000		0.001	-	-	0.000	0.000	0.000		0.099	-	-			0.000	0.000	0.000		0.600	-	-	0.000	0.000	0.000		0.690	-	-			0.064		
6.800	0.000	0.000	0.000		0.001	-	-	0.000	0.000	0.000		0.041	-	-			0.000	0.000	0.000		1.00	-	-	0.000	0.000	0.000		1.03	-	-			0.068		
7.200	0.000	0.000	0.000		0.001	-	-	0.000	0.000	0.000		0.014	-	-			0.000	0.000	0.000		1.40	-	-	0.000	0.000	0.000		1.41	-	-			0.072		
7.600	0.000	0.000	0.000		0.001	-	-	0.000	0.000	0.000		0.005	-	-			0.000	0.000	0.000		1.80	-	-	0.000	0.000	0.000		1.80	-	-			0.076		
8.000	0.000	0.000	0.000		0.001	-	-	0.000	0.000	0.000		0.001	-	-			0.000	0.000	0.000		2.20	-	-	0.000	0.000	0.000		2.20	-	-			0.080		
8.400	0.000	0.000	0.000		0.001	-	-	0.000	0.000	0.000		0.001	-	-			0.000	0.000	0.000		2.60	-	-	0.000	0.000	0.000		2.60	-	-			0.084		
Totals:						0	4							0	55	0	0							0	0							0	1,454	0	0
Number of Trades:						0								0		0							0.00								0		0		

OPAP (CR)

(Contract Size: 100 Securities, Exercise Style: American, Physical Delivery)

Call Options																Put Options																				
November 2023								December 2023								Other Months		November 2023								December 2023								Other Months		
Exercise Price	Open price	Price max	Price min	Last price	Closing price	Volume	Open Interest	Open price	Price max	Price min	Last price	Closing price	Volume	Open Interest	Volume	Open Interest	Open price	Price max	Price min	Last price	Closing price	Volume	Open Interest	Open price	Price max	Price min	Last price	Closing price	Volume	Open Interest	Volume	Open Interest	Exercise Price			
9.200						-	-	0.000	0.000	0.000		5.72	-	-								-	-	0.000	0.000	0.000		0.001	-	-			0.092			
9.600						-	-	0.000	0.000	0.000		5.32	-	-								-	-	0.000	0.000	0.000		0.001	-	-			0.096			
10.000	0.000	0.000	0.000		4.90	-	-	0.000	0.000	0.000		4.92	-	-			0.000	0.000	0.000		0.001	-	-	0.000	0.000	0.000		0.001	-	-			0.100			
11.000	0.000	0.000	0.000		3.90	-	-	0.000	0.000	0.000		3.92	-	-			0.000	0.000	0.000		0.001	-	-	0.000	0.000	0.000		0.001	-	-			0.110			
12.000	0.000	0.000	0.000		2.90	-	-	0.000	0.000	0.000		2.92	-	-			0.000	0.000	0.000		0.002	-	-	0.000	0.000	0.000		0.001	-	-			0.120			
13.000	0.000	0.000	0.000		1.90	-	-	0.000	0.000	0.000		1.93	-	-			0.000	0.000	0.000		0.001	-	-	0.000	0.000	0.000		0.009	-	-			0.130			
14.000	0.000	0.000	0.000		0.903	-	-	0.000	0.000	0.000		1.02	-	-			0.000	0.000	0.000		0.001	-	-	0.000	0.000	0.000		0.100	-	-			0.140			
15.000	0.000	0.000	0.000		0.098	-	-	0.000	0.000	0.000		0.384	-	-			0.000	0.000	0.000		0.196	-	10	0.000	0.000	0.000		0.460	-	-			0.150			
16.000	0.000	0.000	0.000		0.001	-	2	0.000	0.000	0.000		0.093	-	167			0.000	0.000	0.000		1.10	-	-	0.000	0.000	0.000		1.17	-	-			0.160			
17.000	0.000	0.000	0.000		0.001	-	-	0.000	0.000	0.000		0.014	-	-			0.000	0.000	0.000		2.10	-	-	0.000	0.000	0.000		2.10	-	-			0.170			
18.000	0.000	0.000	0.000		0.026	-	-	0.000	0.000	0.000		0.001	-	-			0.000	0.000	0.000		3.10	-	-	0.000	0.000	0.000		3.10	-	-			0.180			
19.000	0.000	0.000	0.000		0.003	-	-	0.000	0.000	0.000		0.001	-	-			0.000	0.000	0.000		4.10	-	-	0.000	0.000	0.000		4.10	-	-			0.190			
20.000	0.000	0.000	0.000		0.001	-	-	0.000	0.000	0.000		0.006	-	-			0.000	0.000	0.000		5.10	-	-	0.000	0.000	0.000		5.10	-	-			0.200			
22.000	0.000	0.000	0.000		0.001	-	-	0.000	0.000	0.000		0.001	-	-			0.000	0.000	0.000		7.10	-	-	0.000	0.000	0.000		7.10	-	-			0.220			
24.000	0.000	0.000	0.000		0.001	-	-	0.000	0.000	0.000		0.001	-	-			0.000	0.000	0.000		9.10	-	-	0.000	0.000	0.000		9.10	-	-			0.240			
Totals:						0	2							0	167	0	0							0	10							0	0	0	0	
Number of Trades:						0								0		0								0.00								0	0			

OTE (CR)

(Contract Size: 100 Securities, Exercise Style: American, Physical Delivery)

Call Options																Put Options																				
November 2023								December 2023								Other Months		November 2023								December 2023								Other Months		
Exerise Price	Open price	Price max	Price min	Last price	Closing price	Volume	Open Interest	Open price	Price max	Price min	Last price	Closing price	Volume	Open Interest	Volume	Open Interest	Open price	Price max	Price min	Last price	Closing price	Volume	Open Interest	Open price	Price max	Price min	Last price	Closing price	Volume	Open Interest	Volume	Open Interest	Exerise Price			
9.200	0.000	0.000	0.000		3.70	-	-	0.000	0.000	0.000		3.72	-	-			0.000	0.000	0.000		0.001	-	-	0.000	0.000	0.000		0.001	-	-			0.092			
9.600	0.000	0.000	0.000		3.30	-	-	0.000	0.000	0.000		3.32	-	-			0.000	0.000	0.000		0.001	-	-	0.000	0.000	0.000		0.001	-	-			0.096			
10.000	0.000	0.000	0.000		2.90	-	-	0.000	0.000	0.000		2.92	-	-			0.000	0.000	0.000		0.001	-	-	0.000	0.000	0.000		0.001	-	-			0.100			
11.000	0.000	0.000	0.000		1.90	-	-	0.000	0.000	0.000		1.92	-	-			0.000	0.000	0.000		0.001	-	-	0.000	0.000	0.000		0.002	-	-			0.110			
12.000	0.000	0.000	0.000		0.902	-	-	0.000	0.000	0.000		0.977	-	-			0.000	0.000	0.000		0.007	-	-	0.000	0.000	0.000		0.056	-	-			0.120			
13.000	0.000	0.000	0.000		0.093	-	-	0.000	0.000	0.000		0.309	-	-			0.000	0.000	0.000		0.191	-	2	0.000	0.000	0.000		0.388	-	-			0.130			
14.000	0.000	0.000	0.000		0.001	-	5	0.000	0.000	0.000		0.051	-	-			0.000	0.000	0.000		1.10	-	-	0.000	0.000	0.000		1.13	-	-			0.140			
15.000	0.000	0.000	0.000		0.008	-	-	0.000	0.000	0.000		0.004	-	5			0.000	0.000	0.000		2.10	-	5	0.000	0.000	0.000		2.10	-	-			0.150			
16.000	0.000	0.000	0.000		0.001	-	-	0.000	0.000	0.000		0.006	-	-			0.000	0.000	0.000		3.10	-	-	0.000	0.000	0.000		3.10	-	-			0.160			
17.000	0.000	0.000	0.000		0.001	-	-	0.000	0.000	0.000		0.002	-	-			0.000	0.000	0.000		4.10	-	-	0.000	0.000	0.000		4.10	-	-			0.170			
18.000	0.000	0.000	0.000		0.001	-	-	0.000	0.000	0.000		0.001	-	-			0.000	0.000	0.000		5.10	-	-	0.000	0.000	0.000		5.10	-	-			0.180			
19.000	0.000	0.000	0.000		0.001	-	-	0.000	0.000	0.000		0.001	-	-			0.000	0.000	0.000		6.10	-	-	0.000	0.000	0.000		6.10	-	-			0.190			
20.000						-	-	0.000	0.000	0.000		0.001	-	-								-	-	0.000	0.000	0.000		7.10	-	-			0.200			
22.000						-	-	0.000	0.000	0.000		0.001	-	-								-	-	0.000	0.000	0.000		9.10	-	-			0.220			
Totals:						0	5							0	5	0	0							0	7							0	0	0	0	
Number of Trades:						0								0		0							0.00								0		0			

PIRAEUS FINANCIAL HOLD (CR)

(Contract Size: 100 Securities, Exercise Style: American, Physical Delivery)

Call Options																Put Options																				
November 2023								December 2023								Other Months		November 2023								December 2023								Other Months		
Exerise Price	Open price	Price max	Price min	Last price	Closing price	Volume	Open Interest	Open price	Price max	Price min	Last price	Closing price	Volume	Open Interest	Volume	Open Interest	Open price	Price max	Price min	Last price	Closing price	Volume	Open Interest	Open price	Price max	Price min	Last price	Closing price	Volume	Open Interest	Volume	Open Interest	Exerise Price			
0.950						-	-	0.000	0.000	0.000		2.08	-	-								-	-	0.000	0.000	0.000		0.001	-	-			0.010			
1.000						-	-	0.000	0.000	0.000		2.03	-	-								-	-	0.000	0.000	0.000		0.001	-	-			0.010			
1.100						-	-	0.000	0.000	0.000		1.93	-	-								-	-	0.000	0.000	0.000		0.001	-	-			0.011			
1.200						-	-	0.000	0.000	0.000		1.83	-	-								-	-	0.000	0.000	0.000		0.001	-	-			0.012			
1.300						-	-	0.000	0.000	0.000		1.73	-	-								-	-	0.000	0.000	0.000		0.001	-	-			0.013			
1.400						-	-	0.000	0.000	0.000		1.63	-	-								-	-	0.000	0.000	0.000		0.001	-	-			0.014			
1.500						-	-	0.000	0.000	0.000		1.53	-	-								-	-	0.000	0.000	0.000		0.001	-	-			0.015			
1.600						-	-	0.000	0.000	0.000		1.43	-	-								-	-	0.000	0.000	0.000		0.001	-	-			0.016			
1.700						-	-	0.000	0.000	0.000		1.33	-	-								-	-	0.000	0.000	0.000		0.001	-	-			0.017			
1.800	0.000	0.000	0.000		1.23	-	-	0.000	0.000	0.000		1.23	-	-			0.000	0.000	0.000		0.001	-	-	0.000	0.000	0.000		0.001	-	-			0.018			
1.900	0.000	0.000	0.000		1.13	-	-	0.000	0.000	0.000		1.13	-	-			0.000	0.000	0.000		0.001	-	-	0.000	0.000	0.000		0.001	-	-			0.019			
2.000	0.000	0.000	0.000		1.03	-	-	0.000	0.000	0.000		1.03	-	-			0.000	0.000	0.000		0.002	-	-	0.000	0.000	0.000		0.001	-	-			0.020			
2.200	0.000	0.000	0.000		0.830	-	-	0.000	0.000	0.000		0.834	-	-			0.000	0.000	0.000		0.001	-	-	0.000	0.000	0.000		0.002	-	-			0.022			
2.400	0.000	0.000	0.000		0.630	-	-	0.000	0.000	0.000		0.637	-	-			0.000	0.000	0.000		0.002	-	-	0.000	0.000	0.000		0.003	-	-			0.024			
2.600	0.000	0.000	0.000		0.430	-	-	0.000	0.000	0.000		0.449	-	-			0.000	0.000	0.000		0.004	-	-	0.000	0.000	0.000		0.015	-	-			0.026			
2.800	0.000	0.000	0.000		0.233	-	-	0.000	0.000	0.000		0.285	-	-			0.000	0.000	0.000		0.003	-	-	0.000	0.000	0.000		0.051	-	-			0.028			
3.000	0.000	0.000	0.000		0.074	-	-	0.000	0.000	0.000		0.160	-	-			0.000	0.000	0.000		0.044	-	-	0.000	0.000	0.000		0.125	-	-			0.030			
3.200	0.000	0.000	0.000		0.009	-	-	0.000	0.000	0.000		0.079	-	-			0.000	0.000	0.000		0.179	-	-	0.000	0.000	0.000		0.244	-	-			0.032			
3.400	0.000	0.000	0.000		0.001	-	-	0.000	0.000	0.000		0.034	-	-			0.000	0.000	0.000		0.370	-	-	0.000	0.000	0.000		0.399	-	-			0.034			
3.600	0.000	0.000	0.000		0.001	-	-	0.000	0.000	0.000		0.013	-	-			0.000	0.000	0.000		0.570	-	-	0.000	0.000	0.000		0.579	-	-			0.036			
3.800	0.000	0.000	0.000		0.001	-	-	0.000	0.000	0.000		0.004	-	-			0.000	0.000	0.000		0.770	-	-	0.000	0.000	0.000		0.771	-	-			0.038			
4.000	0.000	0.000	0.000		0.001	-	-	0.000	0.000	0.000		0.001	-	-			0.000	0.000	0.000		0.970	-	-	0.000	0.000	0.000		0.970	-	-			0.040			
4.400	0.000	0.000	0.000		0.001	-	-	0.000	0.000	0.000		0.001	-	-			0.000	0.000	0.000		1.37	-	-	0.000	0.000	0.000		1.37	-	-			0.044			
4.800	0.000	0.000	0.000		0.001	-	-	0.000	0.000	0.000		0.001	-	-			0.000	0.000	0.000		1.77	-	-	0.000	0.000	0.000		1.77	-	-			0.048			
5.200						-	-	0.000	0.000	0.000		0.001	-	-								-	-	0.000	0.000	0.000		2.17	-	-			0.052			
Totals:						0	0						0	0	0	0						0	0					0	0	0	0					
Number of Trades:						0							0		0							0.00						0		0						

PPC (CR)

(Contract Size: 100 Securities, Exercise Style: American, Physical Delivery)

Call Options															Put Options																			
November 2023								December 2023							Other Months		November 2023								December 2023							Other Months		
Exercise Price	Open price	Price max	Price min	Last price	Closing price	Volume	Open Interest	Open price	Price max	Price min	Last price	Closing price	Volume	Open Interest	Volume	Open Interest	Open price	Price max	Price min	Last price	Closing price	Volume	Open Interest	Open price	Price max	Price min	Last price	Closing price	Volume	Open Interest	Volume	Open Interest	Exercise Price	
4.400						-	-	0.000	0.000	0.000		6.05	-	-								-	-	0.000	0.000	0.000		0.001	-	-			0.044	
4.800						-	-	0.000	0.000	0.000		5.65	-	-								-	-	0.000	0.000	0.000		0.001	-	-			0.048	
5.200						-	-	0.000	0.000	0.000		5.25	-	-								-	-	0.000	0.000	0.000		0.001	-	-			0.052	
5.600						-	-	0.000	0.000	0.000		4.85	-	-								-	-	0.000	0.000	0.000		0.001	-	-			0.056	
6.000						-	-	0.000	0.000	0.000		4.45	-	-								-	-	0.000	0.000	0.000		0.001	-	-			0.060	
6.400						-	-	0.000	0.000	0.000		4.05	-	-								-	-	0.000	0.000	0.000		0.001	-	-			0.064	
6.800	0.000	0.000	0.000		3.64	-	-	0.000	0.000	0.000		3.65	-	-			0.000	0.000	0.000		0.001	-	-	0.000	0.000	0.000		0.001	-	-			0.068	
7.200	0.000	0.000	0.000		3.24	-	-	0.000	0.000	0.000		3.25	-	-			0.000	0.000	0.000		0.001	-	-	0.000	0.000	0.000		0.001	-	-			0.072	
7.600	0.000	0.000	0.000		2.84	-	-	0.000	0.000	0.000		2.85	-	-			0.000	0.000	0.000		0.001	-	-	0.000	0.000	0.000		0.001	-	-			0.076	
8.000	0.000	0.000	0.000		2.44	-	-	0.000	0.000	0.000		2.45	-	-			0.000	0.000	0.000		0.001	-	-	0.000	0.000	0.000		0.001	-	-			0.080	
8.400	0.000	0.000	0.000		2.04	-	-	0.000	0.000	0.000		2.06	-	-			0.000	0.000	0.000		0.002	-	-	0.000	0.000	0.000		0.005	-	-			0.084	
8.800	0.000	0.000	0.000		1.64	-	-	0.000	0.000	0.000		1.67	-	-			0.000	0.000	0.000		0.001	-	20	0.000	0.000	0.000		0.016	-	-			0.088	
9.200	0.000	0.000	0.000		1.24	-	-	0.000	0.000	0.000		1.30	-	-			0.000	0.000	0.000		0.001	-	25	0.000	0.000	0.000		0.048	-	-			0.092	
9.600	0.000	0.000	0.000		0.842	-	2	0.000	0.000	0.000		0.966	-	4			0.000	0.000	0.000		0.006	-	-	0.000	0.000	0.000		0.110	-	-			0.096	
10.000	0.000	0.000	0.000		0.457	-	10	0.000	0.000	0.000		0.680	-	3			0.000	0.000	0.000		0.015	-	-	0.000	0.000	0.000		0.223	-	-			0.100	
11.000	0.000	0.000	0.000		0.009	-	-	0.000	0.000	0.000		0.212	-	2			0.000	0.000	0.000		0.567	-	-	0.000	0.000	0.000		0.756	-	-			0.110	
12.000	0.000	0.000	0.000		0.001	-	-	0.000	0.000	0.000		0.044	-	-			0.000	0.000	0.000		1.56	-	-	0.000	0.000	0.000		1.59	-	-			0.120	
13.000	0.000	0.000	0.000		0.001	-	-	0.000	0.000	0.000		0.006	-	-			0.000	0.000	0.000		2.56	-	-	0.000	0.000	0.000		2.56	-	-			0.130	
14.000	0.000	0.000	0.000		0.001	-	-	0.000	0.000	0.000		0.001	-	-			0.000	0.000	0.000		3.56	-	-	0.000	0.000	0.000		3.56	-	-			0.140	
15.000	0.000	0.000	0.000		0.001	-	-	0.000	0.000	0.000		0.001	-	-			0.000	0.000	0.000		4.56	-	-	0.000	0.000	0.000		4.56	-	-			0.150	
16.000						-	-	0.000	0.000	0.000		0.001	-	-								-	-	0.000	0.000	0.000		5.56	-	-			0.160	
Totals:						0	12						0	9	0	0						0	45					0	0	0	0			
Number of Trades:						0							0		0							0.00					0		0					

Lending Products	Underlying Title	Multilateral Transactions[1]					Bilateral Transactions[2]		Stock Borrowing through OTC (volume)[3]
		Open Interest[5]	Volume(Offered)	Average Weighted	Transactions volume	Average Weighted	Transactions Volume	Average Weighted	Transactions Volume
ADMIEBOR	ADMIE (IPTO) HOLDING S.A. (CR)	1,000	---	---	---	---	---	---	188,669
AEGNBOR	AEGEAN AIRLINES (CR)	---	---	---	---	---	---	---	174,491
ALPHABOR	ALPHA SERVICES HOLD (CR)	23,070	---	---	---	---	---	---	57,314,561
OTOELBOR	AUTOHELLAS SA (CR)	1,500	---	---	---	---	---	---	117,328
AVAXBOR	AVAX S.A. (CR)	---	---	---	---	---	---	---	---
EEEBOR	CC HBC AG (CR)	9,058	---	---	---	---	---	---	47,768
CENERBOR	CENERGY HOLDINGS (CB)	922	---	---	---	---	---	---	125,718
ELLAKTORBOR	ELLAKTOR (CR)	12,681	---	---	---	---	---	---	28,654
ELHABOR	ELVALHALCOR (CR)	1,278	---	---	---	---	---	---	64,887
EUROBBOR	EUROBANK HOLDINGS (CR)	15,000	---	---	---	---	---	---	34,120,033
EYDAPBOR	EYDAP S.A. (CR)	845	---	---	---	---	---	---	231,462
FFGRPBOR	FOLLI FOLLIE (CR)	---	---	---	---	---	---	---	886,279
FOYRKBOR	FOURLIS (CR)	230	---	---	---	---	---	---	12,123
GEKTERNABOR	GEK TERNA (CR)	---	---	---	---	---	---	---	3,698
SARBOR	GR. SARANTIS S.A. (CR)	1,949	---	---	---	---	---	---	16,500
EXAEBOR	HELLENIC EXCHANGES-A.S.E. (CR)	4,200	---	---	---	---	---	---	167,047
ELPEBOR	HELLENIQ ENERGY (CR)	400	---	---	---	---	---	---	248,270
INTRKBOR	INTRACOM HOLDINGS (CR)	---	---	---	---	---	---	---	---
INKATBOR	INTRAKAT (CR)	---	---	---	---	---	---	---	---
BELABOR	JUMBO SA (CR)	2,575	---	---	---	---	---	---	196,303
LAMDABOR	LAMDA DEVELOPMENT SA (CR)	400	---	---	---	---	---	---	463,362
MIGBOR	MIG (CR)	1,921	---	---	---	---	---	---	40,179
MOHBOR	MOTOR OIL (CR)	24,301	---	---	---	---	---	---	434,352
MYTILBOR	MYTILINEOS (CR)	2,761	---	---	---	---	---	---	149,528
ETEBOR	NATIONAL BANK (CR)	10,000	---	---	---	---	---	---	13,020,454
OPAPBOR	OPAP (CR)	4,400	---	---	---	---	---	---	1,553,608
OPTIMABOR	OPTIMA BANK (CR)	---	---	---	---	---	---	---	---
HTOBOR	OTE (CR)	1,750	---	---	---	---	---	---	1,511,722
PPABOR	P.P.A. S.A. (CR)	500	---	---	---	---	---	---	72,791
TPEIRBOR	PIRAEUS FINANCIAL HOLD (CR)	5,000	---	---	---	---	---	---	1,311,578
PPCBOR	PPC (CR)	2,000	---	---	---	---	---	---	1,278,881

Stock Lending Notes

- [1] - Multilateral contracts Lending or Borrowing as per Methods 8-1, 8-2 and 8-3-3 (According to ATHEX BoD Resolution No.17)
- [2] - Bilateral Contracts Lending or Borrowing as per Methods 8-3-1 and 8-3-2 (According to ATHEX BoD Resolution No.20)
- [3] - The information concerning OTC Stock Borrowing Transactions is based on the statements of the Dematerialised Securities System (DSS) operators involved and refers to volumes that have been registered up until the previous working day.
- [4] - Average Price (Volume weighted)
- [5] - The Data concerning Open Interest before the start of trading session

Lending Products	Underlying Title	Multilateral Transactions[1]					Bilateral Transactions[2]		Stock Borrowing through OTC (volume)[3]
		Open Interest[5]	Volume(Offered)	Average Weighted	Transactions volume	Average Weighted	Transactions Volume	Average Weighted	Transactions Volume
QUALBOR	QUALITY & RELIABILITY SA (CR)	---	---	---	---	---	---	---	---
QUESTBOR	QUEST HOLDINGS (CR)	391	---	---	---	---	---	---	51,564
TENERGYBOR	TERNA ENERGY (CR)	---	---	---	---	---	---	---	286,697
TITCBOR	TITAN CEMENT (CB)	2,368	---	---	---	---	---	---	230,420
VIOBOR	VIOHALCO SA/NV (CB)	1,060	---	---	---	---	---	---	---

Stock Lending Notes

[1] - Multilateral contracts Lending or Borrowing as per Methods 8-1, 8-2 and 8-3-3 (According to ATHEX BoD Resolution No.17)

[2] - Bilateral Contracts Lending or Borrowing as per Methods 8-3-1 and 8-3-2 (According to ATHEX BoD Resolution No.20)

[3] - The information concerning OTC Stock Borrowing Transactions is based on the statements of the Dematerialised Securities System (DSS) operators involved and refers to volumes that have been registered up until the previous working day.

[4] - Average Price (Volume weighted)

[5] - The Data concerning Open Interest before the start of trading session

Sectors codification for listed companies

12003-	ETF	10101010	Computer Services
10101015	Software	10102030	Computer Hardware
15101010	Telecommunications Equipment	15102015	Telecommunications Services
20101010	Health Care Facilities	20101025	Health Care Services
20102010	Medical Equipment	20103015	Pharmaceuticals
30101010	Banks	30202000	Diversified Financial Services
30202010	Asset Managers & Custodians	30202015	Investment Services
30204000	Closed End Investments	30302010	Full Line Insurance
30302015	Insurance Brokers	30302025	Property and Casualty Insurance
35101010	Real Estate Holding and Development	35101015	Real Estate Services
35102000	Diversified REITs	35102030	Office REITs
35102045	Retail REITs.	40201040	Rental & Leasing Services: Consumer
40202010	Home Construction	40202015	Household Furnishings
40202020	Household Appliance	40203040	Electronic Entertainment
40204020	Clothing & Accessories	40301010	Entertainment
40301030	Publishing	40301035	Radio & TV Broadcasters
40401010	Diversified Retailers	40401020	Apparel Retailers
40401025	Home Improvement Retailers	40401030	Specialty Retailers
40501010	Airlines	40501015	Travel & Tourism
40501020	Casinos & Gambling	40501025	Hotels & Motels
45101015	Distillers & Vintners	45101020	Soft Drinks
45102010	Farming Fishing Ranching & Plantations	45102020	Food Products
45103010	Tobacco	45201010	Food Retailers & Wholesalers
45201020	Personal Products	50101010	Construction
50101020	Building Roof/Wallboard and Plumbing	50101030	Cement
50101035	Building Materials: Other	50202010	Electrical Components
50203000	Diversified Industrials	50203015	Plastics
50203030	Containers & Packaging	50204000	Machinery: Industrial
50204020	Machinery: Construction & Handling	50205010	Industrial Suppliers
50205020	Back Office Support HR & Consulting	50205030	Forms & Bulk Printing Services
50206015	Commercial Vehicles & Parts	50206030	Marine Transportation
50206060	Transportation Services	55101000	Diversified Materials
55101020	Textile Products	55102000	General Mining
55102010	Iron & Steel	55102015	Metal Fabricating
55102035	Aluminum	60101020	Oil Refining and Marketing
65101010	Alternative Electricity	65101015	Conventional Electricity
65102030	Water		



ATHEX
Athens Stock Exchange

Λεωφ. Αθηνών 110 104 42 Αθήνα
110, Athinon Ave. GR 104 42 Athens
tel. (+30)210-33.66.800, fax (+30)210-33.66.101
www.athexgroup.gr