


23

Ημερήσιο Δελτίο  
Συναλλακτικής Δραστηριότητας

Daily Official List  
of Trading Activity

Thursday, 16 November, 2023

Year: 144 Trading Day No: 220



**ATHEXGROUP**  
Athens Exchange Group

**Disclaimer:**

Hellenic Exchanges-Athens Stock Exchange S.A. endeavours to ensure that the data and other material ("Information") presented on the Daily Official List are accurate and complete, but it is not liable for any errors or omissions of data or /and for the accuracy, credibility, updating and completeness of the aforesaid information nor it has any liability arising directly or indirectly from the use of the above Information.

The Company is not liable for the accuracy of the data included in listed companies' announcements. Only the sender of such an announcement is fully and solely liable for any infringement of third party's rights from the content of such announcement. All contents of the Daily Official List are provided only for information purposes and do not constitute investment advice or solicitation to invest in securities or other products listed for trading on the Exchange.

You acknowledge and agree that the Company is the owner of any property rights related to any Information appearing on the Daily Official List including intellectual property rights copyright, trademarks, etc.

The above data are a property of the Hellenic Exchanges-Athens Exchange and are copyright protected. Users are forbidden to reproduce, modify, copy, sale, transmit or redistribute, by all reproduction means and methods, part or the whole of the above data, without reference to their source.

The commercial exploitation of these data is, also, forbidden by third parties. Hellenic Exchanges-Athens Exchange does not carry any responsibility, direct or indirect, derived from usage or accidental alteration of the above data when used by third parties.

---

**Hellenic Exchanges – Athens Stock Exchange S.A.**

110 Athinon Ave., 10442 Athens, Tel: (210) 33.66.800, Fax: (210) 32.13.938

[www.athexgroup.gr](http://www.athexgroup.gr)

---

**Thessalonica Stock Exchange Center (T.S.E.C)**

16-18 Katouni Str., Thessalonica 546 25 Tel: (2310) 567.667, Fax: (2310) 530.545

---

**Athex Members Guarantee Fund**

14-16 Fidiou Str., Athens 106 78, Tel: (210) 33.04.682, Fax: (210) 33.04.155

---

**Hellenic Republic Capital Market Commission**

1 Kolokotroni Str. & 1 Stadiou Str., Athens 10562 Tel: (210) 33.77.100 Fax: (210) 33.77.173

---

**Table of Contents**

---

**Section 1: Statistical Figures of Securities, Derivatives and Lending**

Summary of Markets

Athex Indices

Analytic Figures for Athex Market's Boards and Categories

Trading Details by Athex Sectors and Financial Instruments (ETFs)

Top 10 best &amp; worst performing Shares

Derivatives Summary

**Section 2: Analytic Figures of Shares Transactions**

Analytic Figures of Shares Transactions

Shares' Notes

**Section 3: Figures of Securities Transactions**

Securities Blocks Details

Shares Rights Details

Stock Borrowing

Forced Sales Details

Forced Sales Registered Shares

Exchange Traded Funds (ETFs) Characteristics

**Section 5: Bonds traded in Fixed Income Assets Market**

Convertible Corporate Bonds - Regulated Market

Non Convertible Corporate Bonds - Regulated Market

Government Bonds

Treasury Bills &amp; Zero Coupon Government Bonds

Government Bonds Traded with the Open Outcry Method

State Banks Bonds

**Section 6: Additional Infos**

Athex &amp; ATHEXClear Members List

List of Stocks under Market Making operations

**Section 7: Derivatives Market Analytic Figures**

Index Futures

Stock Futures

Index Options

Stock Options

Stock Lending Analytic Figures

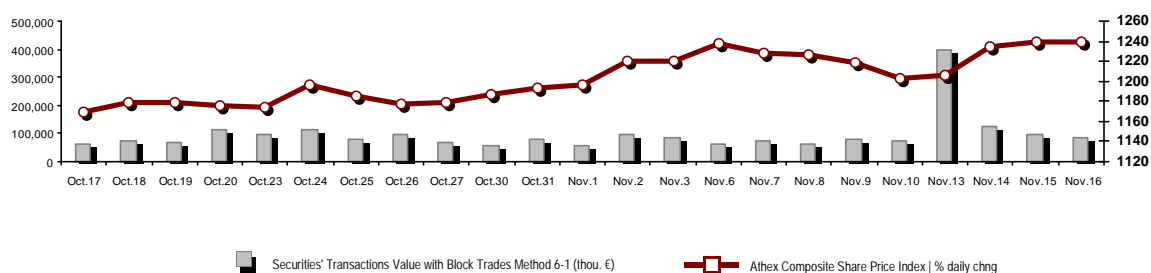
**Appendix A: Sectors codification for listed companies**

---

Section codification follows the corresponding from the Greek version of Daily Official List for reference purposes.

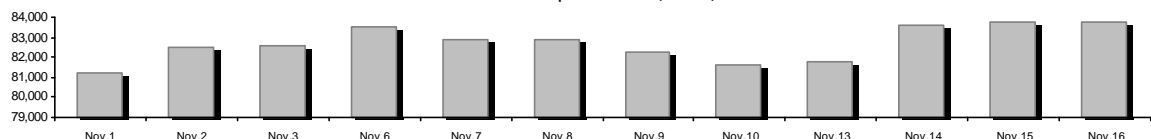
## Summary of Markets

Athex Composite Share Price Index vs Shares and Derivatives Transactions Value

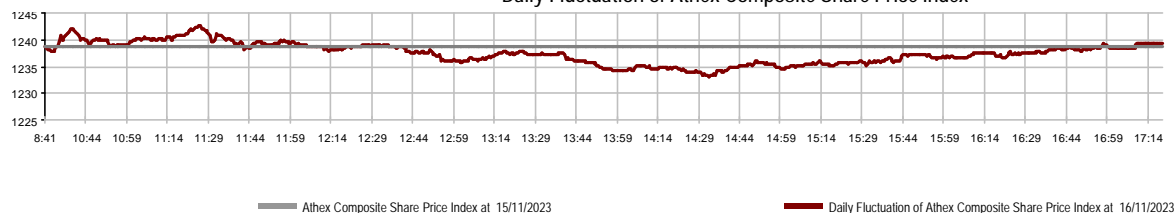


Athex Capitalisation (mill. €) **:	83,768.31	Derivatives Total Open Interest	483,858
Daily change: mill. €   %	-24.34 -0.03%	in Index Futures   % daily chng	5,551 5.85%
Yearly Avg Capitalisation: mill. €   % chng prev year Avg	79,587.19 26.21%	in Stock Futures   % daily chng	474,696 -0.73%
Athex Composite Share Price Index   % daily chng	1,239.39 0.05%	in Index Options   % daily chng	1,836 10.47%
Athex Composite Share Price Index Capitalisation (mill. €)	75,704.92	in Stock Options   % daily chng	1,775 0.00%
Daily change (mill. €)	-37.99		
Securities' Transactions Value with Block Trades Method 6-1 (t	84,951.88	Derivatives Contracts Volume:	25,501
Daily change: %	-12,184.35 -12.54%	Daily change: pieces   %	834 3.38%
YtD Avg Trans. Value: thou. €   % chng prev year Avg	104,111.46 44.10%	YtD Avg Derivatives Contracts % chng prev year Avg	43,878 27.73%
Blocks Transactions Value of Method 6-1 (thou. €)	3,348.36	Derivatives Trades Number:	1,868
Blocks Transactions Value of Method 6-2 & 6-3 (thou. €)	0.00	Daily change: number   %	-30 -1.58%
Bonds Transactions Value (thou.€)	841.90	YtD Avg Trades number % chng prev year Avg	2,338 13.82%
Securities' Transactions Volume with Block Trades Method 6-1 (tho	24,578.49	Lending Total Open Interest	131,560
Daily change: thou. pieces   %	1,093.57 4.66%	Daily change: pieces   %	0 0.00%
YtD Avg Volume: % chng prev year Avg	33,706.18 18.89%	Lending Volume (Multilateral/Bilateral)	20,899
Blocks Transactions Volume of Method 6-1 (thou. Pieces)	1,752.32	Daily change: pieces   %	20,899
Blocks Transactions Volume of Method 6-2 & 6-3 (thou. Pieces)	0.00	Multilateral Lending	20,899
Bonds Transactions Volume	899,000	Bilateral Lending	0
Securities' Trades Number with Block Trades Method 6-1	36,083	Lending Trades Number:	7
Daily change: number   %	-3,131 -7.98%	Daily change: %	7
YtD Avg Trades number % chng prev year Avg	36,140 22.85%	Multilateral Lending Trades Number	7
Number of Blocks Method 6-1	10	Bilateral Lending Trades Number	0
Number of Blocks Method 6-2 & 6-3	0		
Number of Bonds Transactions	189		

Athex Capitalisation (mill. €) \*\*



Daily Fluctuation of Athex Composite Share Price Index



## Athex Indices

Index name	16/11/2023	15/11/2023	pts.	%	Min	Max	Year min	Year max	Year change
Athex Composite Share Price Index	1,239.39 #	1,238.76	0.63	0.05%	1,233.17	1,242.68	929.79	1,351.68	33.30% #
Athex ESG Index	1,413.24 €	1,414.50	-1.26	-0.09%	1,406.34	1,418.42	1,057.52	1,541.00	33.62% #
FTSE/Athex Large Cap	3,012.78 €	3,014.22	-1.44	-0.05%	2,997.45	3,023.12	2,250.77	3,280.71	33.81% #
FTSE/Athex Mid Cap Index	2,050.11 #	2,038.79	11.32	0.56%	2,035.67	2,051.29	1,411.43	2,224.46	45.25% #
FTSE/ATHEX High Dividend Yield Index	3,705.42 #	3,694.32	11.10	0.30%	3,681.07	3,708.73	3,028.28	4,088.01	22.36% #
FTSE/ATHEX Global Traders Index Plus	3,775.39 #	3,761.94	13.45	0.36%	3,754.06	3,785.67	2,616.09	4,115.43	44.31% #
FTSE/ATHEX Mid & Small Cap Factor-Weighted Ind	5,381.12 #	5,358.50	22.62	0.42%	5,339.99	5,383.07	4,353.12	5,946.34	22.42% #
ATHEX Select Index Plus	4,395.61 #	4,357.97	37.64	0.86%	4,350.91	4,395.61	3,071.06	4,762.60	43.13% #
ATHEX Select Index	6,348.60 #	6,299.12	49.48	0.79%	6,289.95	6,359.87	4,343.88	7,125.71	46.15% #
FTSE/Athex Market Index	716.23 €	716.57	-0.34	-0.05%	712.76	718.63	539.21	780.89	32.80% #
Athex Composite Index Total Return Index	2,248.87 #	2,247.74	1.13	0.05%	2,237.60	2,254.85	1,641.17	2,440.14	37.03% #
FTSE/Athex Large Cap Total Return	4,960.82 €	4,963.19	-2.37	-0.05%			3,623.42	5,338.50	37.76% #
FTSE/Athex Mid Cap Total Return	2,759.15 #	2,743.91	15.24	0.56%			1,881.61	2,956.50	48.53% #
Hellenic Mid & Small Cap Index	1,842.05 #	1,840.18	1.87	0.10%	1,832.18	1,845.49	1,365.14	2,011.62	34.93% #
FTSE/Athex Banks	1,021.16 #	1,015.24	5.92	0.58%	1,008.32	1,021.96	640.09	1,117.78	59.42% #
FTSE/Athex Financial Services	1,269.95 €	1,279.83	-9.88	-0.77%	1,252.65	1,299.60	672.72	1,514.55	85.28% #
FTSE/Athex Industrial Goods & Services	7,889.41 €	8,023.52	-134.11	-1.67%	7,865.16	8,036.64	4,603.86	8,651.06	70.09% #
FTSE/Athex Retail	1,171.36 #	1,152.38	18.98	1.65%	1,145.75	1,174.23	901.21	1,375.58	29.98% #
FTSE/ATHEX Real Estate	4,330.13 #	4,255.44	74.69	1.76%	4,244.16	4,349.03	3,750.22	4,816.41	6.31% #
FTSE/Athex Consumer Goods & Services	14,826.68 #	14,600.60	226.08	1.55%	14,600.60	14,830.17	8,974.47	16,184.74	61.90% #
FTSE/Athex Food & Beverage	8,992.10 €	9,081.17	-89.07	-0.98%	8,985.35	9,081.24	8,101.49	11,188.59	6.21% #
FTSE/Athex Basic Resources	7,863.89 €	7,883.21	-19.32	-0.25%	7,848.27	7,952.02	6,463.31	10,590.89	21.18% #
FTSE/Athex Construction & Materials	4,640.06 €	4,669.34	-29.28	-0.63%	4,607.61	4,686.02	3,204.90	4,808.27	44.78% #
FTSE/Athex Energy	5,151.51 #	5,119.87	31.64	0.62%	5,115.01	5,199.63	4,689.99	5,856.79	2.42% #
FTSE/Athex Travel & Leisure	2,771.51 #	2,760.11	11.40	0.41%	2,757.65	2,789.67	2,196.17	3,051.18	25.00% #
FTSE/Athex Technology	2,979.67 #	2,946.50	33.17	1.13%	2,942.02	2,986.84	2,047.81	3,153.87	45.05% #
FTSE/Athex Telecommunications	3,542.49 €	3,578.62	-36.13	-1.01%	3,539.52	3,609.19	3,511.53	4,415.99	-13.00% €
FTSE/Athex Utilities	5,466.79 €	5,521.54	-54.75	-0.99%	5,432.13	5,527.50	4,598.77	6,190.27	18.88% #
FTSE/Athex Health Care	441.97 #	440.93	1.04	0.24%	435.99	444.90	380.60	504.88	5.51% #
FTSE/Athex Personal Products	8,423.57 #	8,245.64	177.93	2.16%	7,936.59	8,432.94	6,441.87	8,442.30	27.51% #
Athex All Share Index	289.26 €	289.33	-0.07	-0.02%	289.26	289.26	231.11	314.56	25.63% #
MSCI GREECE REBASED	4,831.72 #	4,831.12	0.60	0.01%	4,805.18	4,848.40	4,125.04	5,209.29	---
Hellenic Corporate Bond Index	126.46 €	126.47	-0.01	-0.01%			118.78	126.47	6.28% #
Hellenic Corporate Bond Price Index	88.78 €	88.80	-0.01	-0.02%			85.96	88.80	2.97% #

Note 1: FTSE/Med 100, Hellenic Corporate Bond Price Index and Hellenic Corporate Bond Index closing prices refer to the previous trading day of 14/11/2023.

Note 2: The Hellenic Mid & Small Cap Index is a Customized index calculated by the Athens Exchange.

## Analytic Figures for Athex Market's Boards and Categories

	Total Traded Securities	Main Market	Surveillance	Exchange Traded Funds (ETFs)
Totals	122	113	8	1
Gain / Lose / Same:	57 / 36 / 29	56 / 32 / 25	1 / 3 / 4	0 / 1 / 0
Athex Capitalisation (mill. €) **	83,768.31	83,602.29	166.03	
Daily Average Trans/ons Value(thou.€)	104,111.46	103,814.18	265.70	71.61
Transactions Value	84,951.88	84,620.60	148.70	182.59
Main Board:	81,603.53	81,304.38	116.55	182.59
Blocks Board 6_2_3:	3,348.36	3,316.22	32.14	0.00
Forced Sales Board:	0.00	0.00	0.00	0.00
Special Terms Board:	0.00	0.00	0.00	0.00
Daily Average Transactions Volume	33,706,183	32,629,956	1,078,800	2,482
Transactions Volume	24,578,494	23,555,145	1,017,325	6,024
Main Board:	22,826,171	21,903,263	916,884	6,024
Blocks Board 6_2_3:	1,752,323	1,651,882	100,441	0
Forced Sales Board:	0	0	0	0
Special Terms Board:	0	0	0	0
Daily Average Number of Trades	36,140	35,924	213	4
Number of Trades	36,083	35,957	118	8
Main Board:	36,073	35,948	117	8
Blocks Board 6_2_3:	10	9	1	0
Forced Sales Board:	0	0	0	0
Special Terms Board:	0	0	0	0

## Trading Details by Athex Sectors and Financial Instruments (ETFs)

Code	Sectors	Gain / Lose / Same	Number of Trades	Transactions Volume	Transactions Value	% of Total Trans. Value
3010	- Banks	6 / 0 / 1	12,371	16,668,400	39,654,461.60	46.68%
5510	- Basic Resources	5 / 5 / 4	926	295,796	878,337.88	1.03%
5010	- Construction & Materials	6 / 5 / 3	2,542	1,109,013	3,748,998.90	4.41%
4020	- Consumer Products & Services	2 / 3 / 1	210	68,384	148,951.57	0.18%
6010	- Energy	3 / 1 / 0	2,125	217,852	3,545,625.28	4.17%
12000	- Financial Instruments	0 / 1 / 0	8	6,024	182,589.60	0.21%
3020	- Financial Services	2 / 3 / 0	539	138,224	703,616.04	0.83%
4510	- Food Beverage & Tobacco	1 / 3 / 2	217	18,005	282,090.93	0.33%
2010	- Health Care	1 / 0 / 2	88	27,316	30,647.84	0.04%
5020	- Industrial Goods & Services	6 / 5 / 5	3,370	1,080,950	6,884,567.62	8.10%
3030	- Insurance	1 / 0 / 0	6	360	1,428.10	0.00%
4030	- Media	1 / 0 / 0	8	7,250	3,735.07	0.00%
4520	- Personal Care, Drug & Grocery Stores	2 / 0 / 1	366	95,101	579,934.97	0.68%
3510	- Real Estate	6 / 1 / 4	2,178	661,824	2,070,213.31	2.44%
4040	- Retail	4 / 2 / 0	1,240	198,844	2,895,436.76	3.41%
1010	- Technology	5 / 3 / 2	1,554	702,484	1,956,107.10	2.30%
1510	- Telecommunications	0 / 1 / 1	2,797	589,351	7,509,880.00	8.84%
4050	- Travel & Leisure	3 / 1 / 3	3,651	2,268,988	10,363,113.33	12.20%
6510	- Utilities	3 / 2 / 0	1,887	424,328	3,512,146.71	4.13%

## Top 10 best &amp; worst performing Shares

Main Market					
With positive Price change	Closing price	change	With negative Price change	Closing price	change
KEKROPS SA (CR)	1.86	18.47% #	INTERWOOD-XYLEMPORIA (CR)	0.321	-3.31% €
INTRACOM HOLDINGS (CR)	2.42	4.31% #	UNIBIOS (CR)	1.095	-2.67% €
AEGEAN AIRLINES (CR)	11.98	2.74% #	AUSTRIACARD (CB)	5.75	-2.54% €
MOTODYNAMICS S.A. (CR)	2.97	2.41% #	GEK TERNA (CR)	13.38	-2.19% €
REVOIL (CR)	1.935	2.38% #	MEVACO SA (CR)	3.74	-2.09% €
GR. SARANTIS S.A. (CR)	8.5	2.29% #	MYTILINEOS (CR)	34.78	-1.92% €
TRADE ESTATES REIC (CR)	1.7898	2.27% #	PPC (CR)	10.2	-1.54% €
LAMDA DEVELOPMENT SA (CR)	6.61	2.01% #	BRIQ PROPERTIES (CR)	1.895	-1.30% €
ANDROMEDA SA (CR)	6.68	1.83% #	ELVALHALCOR (CR)	1.668	-1.19% €
DOMIKI KRITIS SA (CR)	3.45	1.77% #	IKTINOS HELLAS SA (CR)	0.4385	-1.13% €
With the highest Transactions Value	Value (thou. €)	change	With the highest Transactions Volume	Volume	change
EUROBANK HOLDINGS (CR)	12,698.98	1.27% #	EUROBANK HOLDINGS (CR)	7,952,063	1.27% #
NATIONAL BANK (CR)	12,482.22	0.52% #	ALPHA SERVICES HOLD (CR)	3,787,198	0.00% -
PIRAEUS FINANCIAL HOLD (CR)	8,148.74	0.26% #	PIRAEUS FINANCIAL HOLD (CR)	2,652,555	0.26% #
OTE (CR)	7,508.13	-1.02% €	NATIONAL BANK (CR)	2,174,237	0.52% #
OPAP (CR)	7,355.05	0.07% #	INTRALOT (CR)	1,377,520	0.00% -
MYTILINEOS (CR)	5,922.20	-1.92% €	OTE (CR)	589,093	-1.02% €
ALPHA SERVICES HOLD (CR)	5,584.92	0.00% -	INTRACOM HOLDINGS (CR)	540,600	4.31% #
MOTOR OIL (CR)	2,952.88	0.72% #	OPAP (CR)	487,000	0.07% #
PPC (CR)	2,509.44	-1.54% €	IKTINOS HELLAS SA (CR)	388,939	-1.13% €
JUMBO SA (CR)	2,509.36	1.60% #	PPC (CR)	245,127	-1.54% €

Note: Stocks that are not included in the "Under Supervision" category, and the transactions value is more than 10,000 €.

## Derivatives Summary

	Number of Trades	Volume	Open Interest
<b>Index Futures</b>	<b>219</b>	<b>1,285</b>	<b>5,551</b>
FTSE/Athex Banks	2	6	1,849
FTSE/Athex Large Cap	217	1,279	3,599
MSCI GREECE REBASED	0	0	103
<b>Stock Futures</b>	<b>1,621</b>	<b>23,801</b>	<b>474,696</b>
ADMIE (IPTO) HOLDING S.A. (CR)	21	125	24,676
AEGEAN AIRLINES (CR)	68	435	5,097
ALPHA SERVICES HOLD (CR)	154	6,554	196,105
AUTOHELLAS SA (CR)	0	0	183
AVAX S.A. (CR)	0	0	1,338
CC HBC AG (CR)	1	2	563
CENERGY HOLDINGS (CB)	12	38	4,610
ELLAKTOR (CR)	9	54	894
ELVALHALCOR (CR)	20	29	1,332
EUROBANK HOLDINGS (CR)	93	3,098	35,260
EYDAP S.A. (CR)	0	0	2,393
FOURLIS (CR)	0	0	916
GEK TERNA (CR)	63	135	6,135
HELLENIC EXCHANGES-A.S.E. (CR)	50	268	9,085
HELLENIQ ENERGY (CR)	1	3	1,310
INTRACOM HOLDINGS (CR)	144	1,115	5,115
INTRAKAT (CR)	50	449	8,301
JUMBO SA (CR)	8	44	735
LAMDA DEVELOPMENT SA (CR)	43	133	5,869
MIG (CR)	13	47	58
MOTOR OIL (CR)	3	11	1,156
MYTILINEOS (CR)	28	83	3,611
NATIONAL BANK (CR)	353	4,837	26,377
OPAP (CR)	11	106	1,927
OPTIMA BANK (CR)	1	2	47
OTE (CR)	53	142	7,840
P.P.A. S.A. (CR)	0	0	207
PIRAEUS FINANCIAL HOLD (CR)	222	5,194	77,431
PPC (CR)	95	447	24,651
QUEST HOLDINGS (CR)	12	14	83
TERNA ENERGY (CR)	24	54	15,251
TITAN CEMENT (CB)	5	9	946
VIOHALCO SA/NV (CB)	64	373	5,194
<b>Index Options</b>	<b>27</b>	<b>410</b>	<b>1,836</b>
FTSE/Athex Large Cap	27	410	1,836
<b>Stock Options</b>	<b>1</b>	<b>5</b>	<b>1,775</b>
ALPHA SERVICES HOLD (CR)	0	0	0
NATIONAL BANK (CR)	0	0	1,513
OPAP (CR)	0	0	179
OTE (CR)	1	5	17
PIRAEUS FINANCIAL HOLD (CR)	0	0	0
PPC (CR)	0	0	66
<b>Total Derivatives Traded</b>	<b>1,868</b>	<b>25,501</b>	<b>483,858</b>

Number of Outstanding Securities	Nominal Value	Dividends [1]			Date of Last Coupon Dividend [2]		Date of Right	Note	Shares	Closing price	% change	Previous closing price/date	Open price	Price min	Price max	Last price	Avg price	Last Bid [7]	Last Ask [7]	P/E after tax	Year	Volume	Trades	Transactions Value[8]	Company Mkt Value (thou. €)	Year low	Year high	Sector[ 4]
2,351,697,671	0.290	---	---	---	07/04/2008	18/04/2017	---	---	ALPHA SERVICES HOLD (CR)	1.4865	---	1.4865 15/11/2023	1.4865	1.456	1.4895	1.4865	1.475	1444@1.48	43669@1.49	---	---	3,787,198	2,237	5,584,917.89	3,495,798.59	1.0015	1.682	30101010
36,353,868	1.00	---	---	(0.025)	10/07/2023	21/08/2023	---	---	AUSTRIACARD (CB)	5.75	-2.54	5.9 15/11/2023	5.9	5.75	5.95	5.75	5.821	3374@5.75	656@5.90	---	---	28,399	207	165,324.60	209,034.74	5.2	7.7	10101010
48,624,764	0.080	0.23	0.46	0.65	24/04/2023	05/12/2022	---	---	AUTOHELLAS SA (CR)	12.7	1.11	12.56 15/11/2023	12.6	12.46	12.7	12.7	12.579	525@12.50	460@12.70	---	---	9,448	105	118,843.14	617,534.50	10.06	14.76	40201040
190,162,681	---	---	---	0.05	19/06/2023	07/12/2016	---	---	CENERGY HOLDINGS (CB)	6.93	---	6.93 15/11/2023	6.97	6.85	6.97	6.93	6.904	1000@6.90	639@6.94	---	---	94,310	296	651,088.90	1,317,827.38	3.015	7.4	50202010
372,553,049	6.70	0.64	0.71	0.78	25/05/2023	29/04/2013	---	---	CC HBC AG (CR)	23.92	-0.99	24.16 15/11/2023	24.16	23.89	24.18	23.92	23.979	503@23.90	663@24.04	---	---	7,982	101	191,399.07	8,911,468.93	21.54	29.91	45101020
54,200,000	0.075	---	0.035	0.074	18/07/2023	23/11/2021	---	---	EPSILON NET (CR)	9.44	0.43	9.4 15/11/2023	9.4	9.3	9.49	9.44	9.396	50@9.41	833@9.44	---	---	2,172	41	20,408.74	511,648.00	6.2	12	10101015
3,716,479,777	0.220	---	---	---	02/05/2008	20/05/2019	---	---	EUROBANK HOLDINGS (CR)	1.6	1.27	1.58 15/11/2023	1.58	1.5615	1.615	1.6	1.597	12798@1.60	25811@1.60	---	---	7,952,063	2,957	12,698,981.09	5,946,367.64	1.0495	1.72	30101010
52,131,944	1.00	---	0.1102	0.11	29/06/2023	23/07/2019	---	---	FOURLIS (CR)	4.185	1.58	4.12 15/11/2023	4.145	4.08	4.21	4.185	4.163	100@4.17	1291@4.19	---	---	79,953	189	332,836.26	218,172.19	3.26	5	40401010
305,635,185	2.18	0.1	0.1	0.3	28/06/2023	01/10/2003	---	---	HELLENIQ ENERGY (CR)	7.8	0.26	7.78 15/11/2023	7.75	7.68	7.81	7.8	7.771	42@7.76	210@7.80	---	---	73,029	510	567,496.56	2,383,954.44	6.55	8.68	60101020
83,600,000	0.760	---	---	---	03/07/2007	17/07/2023	---	---	INTRACOM HOLDINGS (CR)	2.42	4.31	2.32 15/11/2023	2.3	2.3	2.42	2.42	2.379	300@2.41	2500@2.43	---	---	540,600	773	1,285,878.29	202,312.00	1.678	2.42	10101010
160,523,985	0.300	---	---	---	12/08/2008	30/12/2022	---	---	INTRAKAT (CR)	3.49	0.58	3.47 15/11/2023	3.47	3.43	3.49	3.49	3.469	104@3.49	11515@3.49	---	---	212,659	247	737,673.41	560,228.71	1.366	3.515	50101010
136,059,759	0.880	0.77	0.77	0.322	23/08/2023	05/03/2014	---	---	JUMBO SA (CR)	26.7	1.60	26.28 15/11/2023	26.28	26.28	26.74	26.7	26.605	305@26.62	1017@26.70	---	---	94,320	952	2,509,357.50	3,632,795.57	15.61	29.2	40401010
176,736,715	0.300	---	---	---	30/05/2007	27/11/2019	---	---	LAMDA DEVELOPMENT SA (CR)	6.61	2.01	6.48 15/11/2023	6.48	6.425	6.645	6.61	6.533	783@6.60	60@6.64	---	---	175,366	1,244	1,145,722.89	1,168,229.69	5.505	7.42	35101010
107,222,688	0.440	---	(0.5667)	0.2	20/06/2023	16/03/2022	---	---	QUEST HOLDINGS (CR)	5.88	0.51	5.85 15/11/2023	5.88	5.7	5.9	5.9	5.847	2112@5.85	590@5.89	---	---	28,962	207	169,352.61	630,469.41	4.655	6.73	10101010
78,325,475	---	---	---	0.6	28/06/2023	23/07/2019	---	---	TITAN CEMENT (CB)	19.26	0.63	19.14 15/11/2023	19.14	18.96	19.26	19.26	19.095	78@19.14	2520@19.28	---	---	39,999	303	763,772.38	1,508,548.65	12.04	19.44	50101030
120,528,771	1.60	---	---	---	---	10/11/2023	---	---	TRADE ESTATES REIC (CR)	1.7898	2.27	1.75 15/11/2023	1.75	1.75	1.794	1.7898	1.772	6128@1.78	696@1.79	---	---	170,758	178	302,646.99	215,722.39	1.734	1.928	35102045
259,189,761	---	0.02	0.1	0.12	19/06/2023	26/02/2016	---	---	VIOHALCO SANNV (CB)	5.19	0.19	5.18 15/11/2023	5.24	5.14	5.25	5.19	5.204	1231@5.18	22@5.20	---	---	105,711	345	550,096.85	1,345,194.86	3.995	7.13	55102015
144,321,516	0.300	---	---	0.07	19/06/2023	22/01/2020	---	---	AVAX S.A. (CR)	1.364	0.29	1.36 15/11/2023	1.368	1.34	1.374	1.364	1.354	1200@1.35	6170@1.36	---	---	86,336	205	116,897.52	196,854.55	0.748	1.786	50101010
232,000,000	2.12	0.1069	0.0854	0.0682	04/10/2023	19/06/2017	---	---	ADMIE (PTO) HOLDING S.A. (CR)	2.045	0.25	2.04 15/11/2023	2.04	2.02	2.05	2.045	2.032	666@2.02	224@2.05	16.31	2022	114,057	308	231,778.67	474,440.00	1.64	2.52	65101015
90,167,100	0.500	---	---	---	03/06/2019	24/05/2021	---	---	AEGEAN AIRLINES (CR)	11.98	2.74	11.66 15/11/2023	11.7	11.7	12	11.98	11.946	3836@11.96	2541@11.98	---	---	140,290	677	1,675,881.04	1,080,201.86	5.27	13.8	40501010
103,423,291	0.570	---	---	---	01/08/2011	23/08/2023	---	---	GEK TERNA (CR)	13.38	-2.19	13.68 15/11/2023	13.8	13.3	13.8	13.38	13.405	401@13.36	1847@13.38	---	---	106,644	573	1,429,533.70	1,383,803.63	10.42	14.84	50101010
382,000,000	2.48	---	---	---	20/07/2015	12/12/2001	---	---	PPC (CR)	10.2	-1.54	10.36 15/11/2023	10.36	10.15	10.36	10.2	10.237	1710@10.19	23913@10.20	---	---	245,127	1,016	2,509,437.15	3,896,400.00	6.6	11.22	65101015
914,715,153	1.00	---	---	---	16/05/2008	29/08/2018	---	---	NATIONAL BANK (CR)	5.78	0.52	5.75 15/11/2023	5.7	5.68	5.78	5.78	5.741	2334@5.77	8717@5.78	---	---	2,174,237	4,211	12,482,223.17	5,287,053.58	3.746	6.514	30101010
11,250,000	0.520	---	0.0405	0.08	07/08/2023	09/11/2015	---	---	EKTER SA (CR)	3.35	---	3.35 15/11/2023	3.39	3.29	3.39	3.35	3.322	300@3.31	173@3.34	---	---	26,268	115	87,272.18	37,687.50	1.33	3.43	50101010
375,241,586	0.390	0.01	0.03	0.06	26/06/2023	14/07/2006	---	---	ELVALHALCOR (CR)	1.668	-1.19	1.688 15/11/2023	1.7	1.668	1.708	1.668	1.685	2800@1.67	245@1.68	---	---	134,128	365	225,987.81	625,902.97	1.52	2.39	55102015
348,192,005	0.040	---	---	---	05/07/2011	16/07/2021	---	---	ELLAKTOR (CR)	2.2	-0.45	2.21 15/11/2023	2.18	2.18	2.25	2.2	2.204	1500@2.19	50@2.22	---	---	153,697	288	338,775.25	766,022.41	1.706	2.7	50101010
60,348,000	0.420	0.07	0.1515	0.1565	14/06/2023	04/08/2021	---	---	HELLENIC EXCHANGES-A.S.E. (CR)	5.14	-0.77	5.18 15/11/2023	5.18	5.07	5.29	5.14	5.197	47@5.13	1055@5.14	---	---	115,156	329	598,467.10	310,188.72	3.09	6.13	30202015
106,500,000	0.600	---	0.28	0.02	13/09/2023	13/09/2021	---	---	EYDAP S.A. (CR)	5.8	1.04	5.74 15/11/2023	5.75	5.7	5.8	5.8	5.755	2@5.75	5268@5.80	---	---	19,093	141	109,888.44	617,700.00	5.34	7.34	65102030
604,095,621	0.300	---	---	---	30/05/2013	10/10/2023	---	---	INTRALOT (CR)	0.9	---	0.9 15/11/2023	0.9	0.894	0.938	0.9	0.909	3191@0.897	7136@0.899	---	---	1,377,520	733	1,252,521.45	543,686.06	0.5526	0.96	40501020
110,782,980	0.750	---	0.9054	1.6299	26/06/2023	04/11/2013	---	---	MOTOR OIL (CR)	22.3	0.72	22.14 15/11/2023	22.14	22.14	22.58	22.3	22.377	500@22.28	725@22.34	---	---	131,961	1,510	2,952,883.50	2,470,460.45	20.8	25.82	60101020
142,891,161	0.970	0.378	0.4341	1.24	27/06/2023	07/07/2017	---	---	MYTILINEOS (CR)	34.78	-1.92	35.46 15/11/2023	35.46	34.66	35.54	34.78	34.88	1005@34.76	125@34.82	---	---	169,786	2,603	5,922,200.20	4,969,754.58	19.94	38.3	50203000
25,000,000	2.00	0.4	0.628	1.04	07/08/2023	08/08/2003	---	---	P.P.A. S.A. (CR)	21.7	-0.23	21.75 15/11/2023	21.95	21.7	22.05	21.7	21.954	204@21.70	10@22.05	10.26	2022	3,560	53	78,156.60	542,500.00	15.86	23.35	50206060
370,062,741	0.300	0.55	0.6	1	02/11/2023	19/06/2023	---	---	OPAP (CR)	15.07	0.07	15.06 15/11/2023	15.1	15.01	15.18	15.07	15.103	1286@15.06	518@15.09	---	---	487,000	2,214	7,355,045.10	5,576,845.51	13.0232	16.9242	40501020
426,247,547	2.83	0.6879	0.8231	0.5888	05/07/2023	18/06/1998	---	---	OTE (CR)	12.67	-1.02	12.8 15/11/2023	12.8	12.66	12.91	12.67	12.745	2455@12.66	100@12.74	---	---	589,093	2,790	7,508,128.34	5,400,556.42	12.57	15.81	15102015
1,250,367,223	0.930	---	---	---	16/05/2008	14/04/2021	---	---	PIRAEUS FINANCIAL HOLD (CR)	3.07	0.26	3.062 15/11/2023	3.05	3.04	3.11	3.07	3.072	3000@3.06	9881@3.07	---	---	2,652,555	2,738	8,148,738.20	3,838,627.37	1.43	3.596	30101010
66,850,563	0.780	0.2239	0.1493	0.1495	09/05/2023	13/06/2018	---	---	GR. SARANTIS S.A. (CR)	8.5	2.29	8.31 15/11/2023	7.98	7.98	8.52	8.5	8.432	367@8.50	498@8.52	---	---	59,476	311	501,514.76	568,229.79	6.39	8.52	45201020
118,105,090	0.300	0.3407	0.3411	0.3798	26/06/2023	05/03/2020	---	---	TERNA ENERGY (CR)	15.4	-0.52	15.48 15/11/2023	15.5	15.21	15.54	15.4	15.371	70@15.38	20@15.41	---	---	42,264	403	649,637.55	1,818,818.39	12.92	21.34	65101010

Number of Outstanding Securities	Nominal Value	Dividends [1]			Date of Last Coupon		Note	Shares	Closing price	% change	Previous closing price/date		Open price	Price min	Price max	Last price	Avg price	Last Bid [7]	Last Ask [7]	P/E after tax	Year	Volume	Trades	Transactions Value[8]	Company Mkt Value (thou. €)	Year low	Year high	Sector[ 4]	
		2020	2021	2022	Dividend [2]	Right																							
73,694,142	3.45	---	---	---		04/10/2023	---	OPTIMA BANK (CR)	7.15	0.08 P	7.144	15/11/2023	7.144	7.06	7.16	7.15	7.11	3@7.14	1357@7.15	---	---	100,425	170	713,998.91	526,913.12	6.88	7.202	30101010	
Main Market - Medium Liquidity Class																													
13,126,020	0.660	0.0837	0.1163	0.1158	26/07/2023	04/09/2020	---	AS COMPANY SA (CR)	2.26	---	↘	2.26	15/11/2023	---	---	---	---	500@2.20	2507@2.27	---	---	---	---	---	29,664.81	2.02	2.76	40401030	
3,114,144	0.360	0.1558	0.3427	0.2304	29/05/2023	02/06/2020	---	ALPHA TRUST (CR)	6.55	-0.76 E	6.6	15/11/2023	6.55	6.55	6.55	6.55	6.55	100@6.40	100@6.55	---	---	801	22	5,246.55	20,397.64	4.32	7.05	30202010	
215,805,843	0.300	0.05	---	---	30/12/2021	15/11/2022	---	ATTICA HOLDINGS (CR)	2.64	---	↘	2.64	15/11/2023	2.64	2.64	2.64	2.64	2.64588789@2.64	44@2.75	---	---	912	5	2,407.68	569,727.43	1.865	2.75	40501015	
35,764,593	2.10	0.06	0.075	0.1046	02/05/2023	25/11/2019	---	BRIQ PROPERTIES (CR)	1.895	-1.30 E	1.92	15/11/2023	1.94	1.89	1.94	1.895	1.908	1050@1.88	4850@1.90	---	---	19,490	34	37,187.80	67,773.90	1.825	2.11	35102030	
101,123,806	0.360	---	---	---	22/07/2010	28/06/2011	---	CENTRIC HOLDINGS (CR)	0.357	-0.28 E	0.358	15/11/2023	0.367	0.352	0.367	0.357	0.357	200@0.353	721@0.357	---	---	44,452	35	15,850.37	36,101.20	0.263	0.457	40203040	
784,500	10.00	---	0.3	---	24/05/2022	31/07/2018	---	CNL CAPITAL (CR)	7.35	-2.00 E	7.5	15/11/2023	7.4	7.3	7.5	7.3	7.386	5@7.25	179@7.30	-(6)-	2022	498	10	3,678.00	5,766.08	5	9.4	30202010	
10,365,100	0.300	---	---	---	06/10/2005	13/02/2002	---	CPI SA (CR)	0.598	-2.29 E	0.612	15/11/2023	0.612	0.594	0.622	0.598	0.602	2000@0.596	187@0.618	---	---	13,854	34	8,335.60	6,198.33	0.536	0.892	10102030	
18,680,300	0.050	---	---	---		06/07/2022	---	DIMAND (CR)	10.45	0.48 P	10.4	15/11/2023	10.45	10.3	10.55	10.45	10.477	5@10.35	310@10.45	---	---	9,054	75	94,860.00	195,209.14	10.3	14.9	35101010	
11,869,224	0.540	0.087	0.136	0.15	03/07/2023	30/08/1919	---	FLEXOPACK SA (CR)	8	0.63 P	7.95	15/11/2023	8	7.95	8	7.95	8	5@7.70	140@7.95	---	---	131	4	1,047.95	94,953.79	7.4	9.45	50203030	
48,003,921	0.400	---	---	---	30/08/1993	26/06/2023	---	IDEAL HOLDINGS (CR)	6.16	0.65 P	6.12	15/11/2023	6.13	6.12	6.17	6.16	6.147	60@6.14	174@6.16	---	---	10,076	79	61,935.35	295,704.15	3.38	6.39	10102030	
167,868,482	0.300	---	---	---	20/08/2007	28/11/2022	---	LAVIPHARM SA (CR)	0.67	---	↘	0.67	15/11/2023	0.662	0.662	0.678	0.67	0.67	260@0.670	1000@0.676	---	---	22,801	38	15,274.20	112,471.88	0.366	0.78	20103015
4,740,000	0.860	---	---	---		14/03/2003	---	LOGISMOS S.A. (CR)	1.18	---	↘	1.18	15/11/2023	---	---	---	---	---	500@1.09	985@1.18	-(6)-	2022	---	---	---	5,593.20	0.91	1.41	10101015
17,120,280	0.940	0.06	0.06	---	27/06/2022	26/06/2023	---	LOULIS FOOD (CR)	2.68	-0.37 E	2.69	15/11/2023	2.7	2.67	2.7	2.68	2.686	50@2.63	70@2.68	---	---	1,900	17	5,102.90	45,882.35	2.38	3.7	45102020	
4,419,616	1.58	---	---	0.1531	10/07/2023	04/03/2015	---	MEDICON S.A (CR)	3.63	1.40 P	3.58	15/11/2023	3.6	3.48	3.63	3.63	3.547	1@3.56	50@3.63	---	---	4,160	38	14,755.36	16,043.21	2.84	4.4	20102010	
468,700	2.24	3.42	---	---	03/05/2022	21/05/2004	---	MERMEREN KOMB. A.D. PR. (GDR)	46.4	---	↘	46.4	15/11/2023	---	---	---	---	---	1@42.80	10@45.60	1.55	2022	---	---	---	21,747.68	31	59	55102000
10,500,000	0.950	---	---	---	24/06/2008	21/07/2023	---	MEVACO SA (CR)	3.74	-2.09 E	3.82	15/11/2023	3.72	3.7	3.74	3.74	3.704	22@3.72	750@3.74	12.40	2022	3,292	13	12,194.24	39,270.00	2.52	4.22	55102015	
31,317,025	0.400	---	---	---	26/04/2007	10/05/2023	---	MIG (CR)	3.995	1.65 P	3.93	15/11/2023	3.925	3.895	4.14	3.995	4.043	500@3.92	5@4.00	---	---	18,464	141	74,645.07	125,111.51	0.987	8.4	30202000	
87,127,162	0.500	---	---	---	08/06/2023	28/07/2021	---	PREMIA (CR)	1.166	1.39 P	1.15	15/11/2023	1.15	1.14	1.168	1.166	1.15	223@1.15	628@1.17	---	---	43,929	133	50,509.22	101,590.27	1.07	1.41	35102000	
24,377,795	0.230	---	---	0.04	03/07/2023	08/06/2022	---	PROFILE SA (CR)	3.96	0.25 P	3.95	15/11/2023	4	3.91	4.02	3.96	3.965	200@3.93	1395@3.96	---	---	20,851	86	82,681.97	96,536.07	2.575	4.96	10101010	
27,345,120	0.280	---	---	---	18/07/2005	26/02/2014	---	QUALITY & RELIABILITY SA (CR)	0.558	-1.06 E	0.564	15/11/2023	0.56	0.548	0.57	0.558	0.56	300@0.544	1000@0.560	---	---	32,087	49	17,955.60	15,258.58	0.465	0.824	10101010	
6,456,530	1.08	0.0804	0.12	0.1314	17/07/2023	02/08/2010	---	SPACE HELLAS SA (CR)	6.88	---	↘	6.88	15/11/2023	6.88	6.78	6.88	6.88	6.789	100@6.76	227@6.88	---	---	258	7	1,751.66	44,420.93	5.28	10	15101010
17,190,046	0.290	---	---	---	16/11/1992	30/11/2022	---	UNIBIOS (CR)	1.095	-2.67 E	1.125	15/11/2023	1.1	1.095	1.125	1.095	1.102	1331@1.10	500@1.11	---	---	16,232	62	17,893.66	18,823.10	0.558	1.31	50204000	
32,413,681	0.370	---	---	---	15/07/2009	11/05/2000	---	ALUMIL (CR)	2.68	-1.11 E	2.71	15/11/2023	2.7	2.67	2.72	2.68	2.688	1535@2.67	310@2.68	---	---	5,780	39	15,538.85	86,868.67	1.986	4.26	55102035	
3,534,269	3.44	(0.4452)	0.8907	0.2092	30/10/2023	19/07/2022	---	ANDROMEDA SA (CR)	6.68	1.83 P	6.56	15/11/2023	6.66	6.42	6.68	6.68	6.529	20@6.62	864@6.68	---	2022	3,305	37	21,579.32	23,608.92	5.9	7.4	30204000	
15,300,000	0.300	---	---	---	30/07/2009	13/12/1999	---	ATTICA PUBLICATIONS SA (CR)	0.306	---	↘	0.306	15/11/2023	---	---	---	---	---	1801@0.302	1405@0.330	---	---	---	---	---	4,681.80	0.236	0.39	40301030
18,810,000	0.400	---	---	---	08/07/2010	14/11/2007	---	VARVERIS - MODA BAGNO SA (CR)	1.44	-0.69 E	1.45	15/11/2023	1.49	1.41	1.49	1.44	1.458	32@1.43	830@1.44	---	---	10,030	16	14,627.30	27,086.40	0.6	1.49	40401025	
23,986,500	1.04	---	---	---	26/06/2009	28/08/2023	---	BIOKARPET S.A.(CR)	2.74	2.62 P	2.67	15/11/2023	2.61	2.61	2.76	2.74	2.678	55@2.65	130@2.74	---	---	2,662	27	7,130.02	65,723.01	1.5	3.47	50101035	
6,325,000	0.600	---	0.19	0.153	03/07/2023	17/02/2014	---	VOYATZOGLOU (CR)	2.32	0.87 P	2.3	15/11/2023	2.34	2.26	2.34	2.32	2.324	1@2.30	86@2.32	---	---	633	11	1,470.94	14,674.00	1.97	2.8	50205010	
24,060,000	0.300	0.035	0.055	0.075	25/04/2023	01/07/2019	---	GEN. COMMERCIAL & IND.SA (CR)	1.725	-1.43 E	1.75	15/11/2023	1.775	1.7	1.775	1.725	1.728	20@1.70	20@1.73	10.67	2022	284	9	490.70	41,503.50	1.775	2.11	50205010	
15,878,748	0.480	---	---	---	10/07/2006	22/03/2004	---	DOMIKI KRITIS SA (CR)	3.45	1.77 P	3.39	15/11/2023	3.35	3.32	3.45	3.45	3.36	202@3.40	2745@3.46	---	---	13,647	55	45,856.72	54,781.68	0.71	3.6	50101010	
34,720,000	0.310	---	---	---	16/06/2010	01/08/2007	---	DROMEAS SA (CR)	0.334	-6.44 E	0.357	15/11/2023	0.335	0.332	0.345	0.334	0.334	402@0.334	10@0.340	---	---	2,120	13	708.32	11,596.48	0.3	0.45	40202015	
13,673,200	0.420	---	---	---	18/07/2008	26/07/2001	---	EVROFARMA SA (CR)	0.955	---	↘	0.955	15/11/2023	0.96	0.88	0.96	0.955	0.927	20@0.895	88@0.955	---	---	50	6	46.35	13,057.91	0.684	1.19	45102020
18,410,839	1.00	0.027	0.262	0.202	23/08/2023	10/09/2010	---	ELASTRON (CR)	2.89	---	↘	2.89	15/11/2023	2.88	2.82	2.9	2.89	2.882	160@2.80	1031@2.89	---	---	12,572	42	36,234.01	53,207.32	2.21	3.82	55102010
3,307,500	0.210	---	---	0.4	13/10/2023	30/11/2022	---	ELVE SA (CR)	4.9	---	↘	4.9	15/11/2023	4.9	4.9	4.9	4.9	4.9	290@4.90	50@4.94	19.31	2022	730	3	3,577.00	16,206.75	4.5	5.9	40204020
60,295,607	0.240	---	---	---	09/07/2007	01/07/2021	---	ELGEKA SA (CR)																					

Number of Outstanding Securities	Nominal Value	Dividends [1]			Date of Last Coupon Dividend [2]		Note	Shares	Closing price	% change	Previous closing price/date		Open price	Price min	Price max	Last price	Avg price	Last Bid [7]	Last Ask [7]	P/E after tax	Year	Volume	Trades	Transactions Value[8]	Company Mkt Value (thou. €)	Year low	Year high	Sector[ 4]
19,864,886	5.60	0.672	0.672	0.672	20/04/2023	02/07/2008	---	BANK OF GREECE (CR)	14.05	1.08 <b>P</b>	13.9	15/11/2023	13.8	13.8	14.05	14.05	13.965	2@14.05	2000@14.10	---	---	1,412	37	19,718.00	279,101.65	12.8	18	30101010
26,730,187	0.520	0.08	0.1	0.12	29/06/2023	01/08/2017	---	ELTON SA (CR)	2.09	0.48 <b>P</b>	2.08	15/11/2023	2.07	2.06	2.11	2.09	2.093	100@2.07	3372@2.09	---	---	17,723	65	37,099.81	55,866.09	1.8	2.92	50205010
30,000,000	0.050	0.06	0.09	0.1	09/06/2023	11/06/2020	---	ENTERSOFT (CR)	6	--- <b>γ</b>	6	15/11/2023	6	5.94	6.16	6	6.03	500@5.98	85@6.10	---	---	23,483	75	141,604.34	180,000.00	3.61	6.36	10101015
36,300,000	1.12	0.223	0.2186	---	14/09/2022	12/12/2007	---	THESSALONIKA WATER & SEWERAGE	3.02	1.34 <b>P</b>	2.98	15/11/2023	3	3	3.05	3.02	3.012	981@3.02	894@3.03	---	---	3,787	19	11,404.90	109,626.00	2.92	3.92	65102030
15,083,480	0.300	---	---	---	02/06/2010	04/02/2022	---	EUROCONSULTANTS S.A. (CR)	1.085	0.46 <b>P</b>	1.08	15/11/2023	1.08	1.055	1.085	1.085	1.075	2500@1.07	1979@1.09	---	---	15,923	33	17,125.10	16,365.58	0.576	1.14	50205020
86,735,980	0.310	---	---	---	06/07/2009	07/09/2023	---	ATHENS MEDICAL CENTER SA (CR)	1.78	--- <b>γ</b>	1.78	15/11/2023	1.62	1.62	1.78	1.78	1.742	515@1.73	776@1.78	---	---	355	12	618.28	154,390.04	1.375	2.15	20101025
114,320,400	0.100	---	0.01	---	26/11/2021	05/08/2019	---	IKTINOS HELLAS SA (CR)	0.4385	-1.13 <b>€</b>	0.4435	15/11/2023	0.45	0.4135	0.452	0.4385	0.429	3000@0.427	3000@0.439	---	---	388,939	621	166,823.80	50,129.50	0.402	0.734	50101035
8,226,132	0.450	---	---	0.02	17/07/2023	13/10/2014	---	ILYDA S.A. (CR)	1.315	--- <b>γ</b>	1.315	15/11/2023	1.315	1.315	1.315	1.315	1.315	420@1.26	450@1.32	8.42	2022	2,000	3	2,630.00	10,817.36	1.055	1.92	10101015
2,566,836	0.440	---	0.016	0.016	03/07/2023	09/01/2007	---	INTERWOOD-XYLEMPORIA (PR)	0.298	0.68 <b>P</b>	0.296	15/11/2023	0.282	0.28	0.3	0.298	0.281	20@0.290	70@0.298	---	---	480	7	135.02	11,995.56	0.192	0.5	50101020
34,986,430	0.440	---	---	---	25/07/2008	23/02/2010	---	INTERWOOD-XYLEMPORIA (CR)	0.321	-3.31 <b>€</b>	0.332	15/11/2023	0.338	0.321	0.34	0.321	0.335	1500@0.321	500@0.328	---	---	41,523	34	13,924.74	11,995.56	0.1975	0.49	50101020
18,567,912	0.590	0.12	0.24	---	05/07/2023	26/01/2021	---	INTERLIFE G.C.I.(CR)	3.97	0.51 <b>P</b>	3.95	15/11/2023	3.98	3.95	3.98	3.95	3.967	1300@3.76	650@3.90	---	2022	360	6	1,428.10	73,714.61	3.47	4.95	30302025
8,424,900	0.500	---	---	---	12/07/2010	04/07/2019	---	INTERTECH SA (CR)	1.33	0.76 <b>P</b>	1.32	15/11/2023	1.33	1.29	1.34	1.33	1.31	20@1.30	30@1.33	22.96	2022	779	15	1,020.29	11,205.12	0.92	1.72	50205010
19,804,134	0.150	---	---	---	01/07/2004	06/11/2017	---	KEKROPS SA (CR)	1.86	18.47 <b>P</b>	1.57	15/11/2023	1.51	1.51	1.93	1.86	1.792	500@1.83	500@1.87	3.54	2022	240,433	503	430,962.71	36,835.69	0.903	1.93	35101010
40,219,218	0.260	---	---	---	29/08/2022	10/06/2019	---	KLOUKINAS - LAPPAS SA (CR)	1.17	-0.85 <b>€</b>	1.18	15/11/2023	1.18	1.155	1.185	1.17	1.171	500@1.15	1889@1.17	---	---	34,899	60	40,872.96	47,056.49	0.5	1.265	50101010
11,510,102	0.890	---	---	---	24/06/2005	06/10/1999	---	NAFPAKTOS TEXTILE (CR)	1.1	7.84 <b>P</b>	1.02	15/11/2023	1.04	1.02	1.2	1.1	1.033	30@1.03	2382@1.10	---	---	2,490	16	2,573.08	12,661.11	0.9	1.31	55101020
21,224,340	0.420	0.0035	0.02	---	06/09/2022	25/04/2006	---	KORDELLOS BROS SA (CR)	0.544	0.37 <b>P</b>	0.542	15/11/2023	0.532	0.53	0.544	0.544	0.536	1078@0.530	646@0.544	4.78	2022	9,786	15	5,243.82	11,546.04	0.451	0.74	55102010
33,065,136	0.380	0.2	0.2001	0.2004	24/08/2023	16/09/2013	---	KRI-KRI S.A. (CR)	8.48	-0.23 <b>€</b>	8.5	15/11/2023	8.4	8.4	8.62	8.46	8.52	145@8.46	350@8.58	88.31	2022	6,674	62	56,862.30	280,392.35	6.08	9.8	45102020
7,595,160	0.600	---	---	---	10/09/2019	18/08/2010	---	KIRIAKOULIS SHIPPING SA (CR)	1.115	3.24 <b>P</b>	1.08	15/11/2023	1.115	1.115	1.115	1.115	1.115	49@1.01	600@1.12	---	---	265	2	295.48	8,468.60	0.868	1.265	40501015
6,200,000	0.500	---	---	---	22/06/2010	01/11/1995	---	MINERVA KNITWEAR (CR)	0.505	-7.34 <b>€</b>	0.545	15/11/2023	0.53	0.46	0.53	0.505	0.482	978@0.490	880@0.505	---	---	9,302	28	4,486.47	3,131.00	0.4	0.68	40204020
5,939,268	0.620	---	---	---	10/07/2003	03/01/2002	---	LANAKAM SA (CR)	0.935	-2.09 <b>€</b>	0.955	15/11/2023	0.95	0.925	0.95	0.925	0.942	195@0.910	5640@0.950	---	---	1,971	5	1,856.67	5,553.22	0.716	1.4	40401020
9,819,370	0.500	---	---	---	14/08/2007	09/01/2004	---	MATHIOS REFRACTORY SA (CR)	1.07	--- <b>γ</b>	1.07	15/11/2023	---	---	---	---	---	100@1.02	200@1.09	---	---	---	---	---	10,506.73	0.565	1.6	55101000
30,150,000	0.360	0.02	0.0401	0.0908	15/06/2023	25/04/2019	---	MOTODYNAMICS S.A. (CR)	2.97	2.41 <b>P</b>	2.9	15/11/2023	2.95	2.88	2.97	2.97	2.925	7@2.89	2921@2.99	---	---	12,302	64	35,979.03	89,545.50	2.04	3.77	40401030
43,200,000	1.00	---	0.0824	---	07/09/2022	13/09/2023	---	MPLE KEDROS (CR)	2.95	--- <b>γ</b>	2.95	15/11/2023	2.95	2.95	2.95	2.95	2.95	---	115@3.00	---	---	---	5	6,018.00	127,440.00	2.19	2.96	35102000
2,160,524	0.670	---	---	---	03/12/2018	23/11/1999	---	N. LEVENTERIS (PR)	0.358	--- <b>γ</b>	0.358	15/11/2023	---	---	---	---	---	---	150@0.358	---	2022	---	---	---	3,120.18	0.218	0.434	55102010
4,971,466	1.46	---	---	---	04/07/2007	08/10/2003	---	PAIRIS SA (CR)	1.02	--- <b>γ</b>	1.02	15/11/2023	1	1	1.02	1.02	1.019	949@1.00	1000@1.02	---	---	1,101	6	1,122.00	5,070.90	0.83	1.47	50203030
27,098,594	0.540	0.07	0.05	0.0401	22/05/2023	14/01/2021	---	PAPOUTSANIS (CR)	2.3	--- <b>γ</b>	2.3	15/11/2023	2.31	2.29	2.32	2.3	2.3	100@2.29	9575@2.30	20.77	2022	33,604	52	77,288.65	62,326.77	1.8	2.51	45201020
7,070,400	0.930	0.1081	0.3242	0.2593	03/07/2023	06/05/2016	---	PETROPOULOS PETROS (CR)	8.92	--- <b>γ</b>	8.92	15/11/2023	8.96	8.9	8.96	8.92	8.92	30@8.90	198@8.94	---	---	4,000	19	35,680.80	63,067.97	5.9	9.22	50206015
43,741,452	0.660	0.16	0.2723	0.2629	31/05/2023	01/11/1999	---	THRACE PLASTICS SA (CR)	4.28	1.18 <b>P</b>	4.23	15/11/2023	4.23	4.23	4.295	4.28	4.274	100@4.27	217@4.28	---	---	12,236	117	52,294.21	187,213.41	3.75	5.68	50203015
21,912,599	0.300	---	---	0.048	18/05/2023	23/02/2007	---	REVOIL (CR)	1.935	2.38 <b>P</b>	1.89	15/11/2023	1.89	1.865	1.945	1.935	1.904	100@1.92	400@1.94	---	---	11,045	75	21,024.65	42,400.88	1.21	2.3	60101020
13,582,223	1.35	---	---	---	24/06/2008	02/02/2016	---	SIDMA STEEL (CR)	2.24	--- <b>γ</b>	2.24	15/11/2023	2.24	2.17	2.28	2.24	2.206	50@2.17	100@2.25	---	---	10,002	57	22,063.03	30,424.18	1.85	3.3	55102010
40,693,350	5.00	---	---	---	03/07/2006	26/05/2015	---	TECHNICAL OLYMPIC SA (CR)	2.37	2.15 <b>P</b>	2.32	15/11/2023	2.32	2.32	2.38	2.37	2.353	1260@2.33	563@2.37	---	---	2,332	26	5,486.27	96,443.24	1.76	3.12	40202010
3,048,000	0.300	---	---	---	06/07/2007	01/06/2021	---	TZIRAKIAN PROFIL (CR)	1.835	2.23 <b>P</b>	1.795	15/11/2023	1.78	1.78	1.835	1.835	1.804	500@1.77	42@1.84	32.14	2022	2,079	16	3,751.36	5,593.08	1.6	2.39	55102010
10,203,575	0.730	---	---	---	16/07/2007	18/10/1999	---	FIERATEX SA (CR)	0.379	-5.01 <b>€</b>	0.399	15/11/2023	0.379	0.379	0.379	0.379	0.379	1000@0.373	940@0.379	---	2022	400	1	151.60	3,867.15	0.31	0.56	55101020
8,340,750	1.16	---	---	---	25/06/2009	17/09/2018	---	HAIDEMENOS SA (CR)	0.615	--- <b>γ</b>	0.615	15/11/2023	0.615	0.615	0.615	0.615	0.615	84@0.615	360@0.675	---	2022	616	1	378.84	5,129.56	0.452	0.8	50205030

Main Market - Low Liquidity Class

14,000,000	4.15	---	3.42	0.26	19/07/2023	29/06/1999	---	ALPHA REAL ESTATE SA(CR)	6.94	0.58 <b>P</b>	6.9	15/11/2023	6.9	6.9	6.94	6.94	6.92	136@6.80	200@6.94	---	---	200	2	1,384.00	97,160.00	6.32	9.22	35101015
50,014,177	0.050	---	---	---	04/06/2008	27/03/2023	---	ATTICA BANK S.A. (CR)	11.48	0.52 <b>P</b>	11.42	15/11/2023	11.68	11.4	11.68	11.66	11.538	3@11.44	30@11.70	---	---	510	21	5,884.34	574,162.75	10.56	48.75	30101010
155,154,947	0.040	---	---	---	01/07/2008	21/02/2020	---	AVE (CR)	0.512	1.19 <b>P</b>	0.506	15/11/2023	0.516	0.512	0.518	0.518	0.515	1240@0.506	42@0.518	---	---	7,250	8	3,735.07	79,439.33	0.492	0.586	40301010

Number of Outstanding Securities	Nominal Value	Dividends [1]			Date of Last Coupon		Note	Shares	Closing price	% change	Previous closing price/date		Open price	Price min	Price max	Last price	Avg price	Last Bid [7]	Last Ask [7]	P/E after tax	Year	Volume	Trades	Transactions Value[8]	Company Mkt Value (thou. €)	Year low	Year high	Sector[ 4]	
		2020	2021	2022	Dividend [2]	Right																							
10,500,000	4.00	0.37	0.29	0.3	16/05/2023	02/08/2016	---	INTERCONTINENTAL (CR)	6.35	---	↘	6.35	15/11/2023	6.4	6.4	6.4	6.4	500@6.20	445@6.40	12.11	2022	25	1	160.00	66,675.00	6.1	6.85	35102000	
57,434,884	1.17	---	---	---	05/06/2008	12/06/2009	---	REDS S.A. (CR)	2.39	---	↘	2.39	15/11/2023	---	---	---	---	300@2.34	343@2.43	---	---	---	---	---	137,269.37	2.06	3	35101010	
152,360,643	0.500	0.01	0.02	0.03	23/06/2023	10/06/2020	---	TRASTOR REAL EST. INV. CO.(CR)	1.11	---	↘	1.11	15/11/2023	1.1	1.1	1.1	1.1	250@1.04	1000@1.09	---	---	500	2	550.00	169,120.31	0.965	1.23	35102000	
15,000,000	0.300	---	---	---	06/07/2007	18/07/2000	---	DAIOS PLASTICS SA (CR)	3.3	---	↘	3.3	15/11/2023	---	---	---	---	---	260@3.24	---	---	---	---	---	49,500.00	2.92	3.54	50203015	
2,760,000	11.83	9.4	11	11.8	14/06/2023	16/07/1990	---	KARELIA (CR)	302	---	↘	302	15/11/2023	302	300	306	304	301.678	2@304.00	359@304.00	---	---	87	11	26,246.00	833,520.00	288	364	45103010
6,700,000	0.800	0.179	0.047	0.047	23/08/2023	29/05/2014	---	MILLS KEPENOS (CR)	2.06	---	↘	2.06	15/11/2023	---	---	---	---	300@1.99	200@2.10	15.22	2022	---	---	---	13,802.00	1.93	2.7	45102020	
18,017,472	0.360	---	---	---	09/09/2022	28/08/2017	---	KTIMA KOSTAS LAZARIDIS SA (CR)	1.93	2.12	P	1.89	15/11/2023	1.82	1.82	1.93	1.93	1.855	750@1.77	1821@1.93	---	---	1,312	20	2,434.31	34,773.72	1.55	2.06	45101015
21,364,000	1.12	---	---	0.4	21/08/2023	08/03/2023	---	LAMPSPA HOTEL SA (CR)	29.2	---	↘	29.2	15/11/2023	---	---	---	---	100@28.60	489@29.80	---	---	---	---	---	623,828.80	20.6	29.8	40501025	
32,188,050	1.04	---	---	---	21/07/2008	20/01/2000	---	MOUZAKIS (CR)	0.6	---	↘	0.6	15/11/2023	---	---	---	---	200@0.595	300@0.640	---	---	---	---	---	19,312.83	0.57	0.806	55101020	
8,321,682	0.670	---	---	---	17/08/2007	23/11/1999	---	N. LEVENTERIS (CR)	0.282	---	↘	0.282	15/11/2023	0.28	0.28	0.28	0.28	0.28	---	2010@0.280	---	2022	90	1	25.20	3,120.18	0.22	0.364	55102010
6,340,000	0.600	0.134	0.17	0.1	09/12/2022	12/01/2023	---	NAKAS MUSIC	2.92	0.69	P	2.9	15/11/2023	2.72	2.72	2.94	2.9	2.91	159@2.88	7@2.90	---	---	268	14	780.00	18,512.80	2.16	3.02	40401030
10,080,000	3.00	1.42	1.5	1.45	11/05/2023	27/08/2001	---	TPA SA (CR)	23.4	---	↘	23.4	15/11/2023	---	---	---	---	62@22.80	100@23.20	---	---	---	---	---	235,872.00	22	26.3	50206060	
27,379,200	0.980	---	---	0.45	01/08/2023	29/08/2022	---	CRETE PLASTICS SA (CR)	15.1	---	↘	15.1	15/11/2023	15.1	15.1	15.1	15.1	15.1	50@14.80	346@15.10	---	---	38	1	573.80	413,425.92	14.2	17.9	50203015
255,494,534	2.71	0.352	0.279	0.255	16/06/2023	30/09/2021	---	PRODEA (CR)	7.3	---	↘	7.3	15/11/2023	7.3	7.3	7.3	7.3	7.3	3692@7.30	69@7.45	---	---	29	1	211.70	1,865,110.10	6.5	8.6	35102000
4,181,450	0.500	---	---	---	21/08/2000	05/03/2002	---	FLOUR MILLS SARANTOPOULOS SA	1.1	---	↘	1.1	15/11/2023	---	---	---	---	---	---	---	---	---	---	---	4,599.60	0.875	1.5	45102020	

Exchange Traded Funds (ETFs)

924,675	---	---	---	---	15/06/2016	---	ALPHA ETF FTSE Athex Large Cap	30.28	-0.03	€	30.29	15/11/2023	30.45	30.26	30.45	30.28	30.31	300@25.01	50@30.30	---	---	---	---	6,024	8	182,589.60	---	22.5	35	12003
---------	-----	-----	-----	-----	------------	-----	--------------------------------	-------	-------	---	-------	------------	-------	-------	-------	-------	-------	-----------	----------	-----	-----	-----	-----	-------	---	------------	-----	------	----	-------

Surveillance

356,314,416	0.060	---	---	---	07/07/2010	21/09/2017	5160	FRIGOGLASS SA (CR)	0.09	-3.23	€	0.093	15/11/2023	0.09	0.09	0.09	0.09	0.09	12000@0.090	245924@0.090	---	---	---	---	743,598	75	66,923.82	32,068.30	0.05	0.158	50204000		
65,326,268	0.530	---	---	---	04/07/2007	19/07/2006	4750	SATO SA (CR)	0.035	---	↘	0.035	15/11/2023	---	---	---	---	---	20000@0.033	17000@0.038	---	---	---	---	---	---	---	2,286.42	0.018	0.069	40202015		
13,191,620	0.620	---	---	---	04/08/2010	09/09/2002	5232	YALCO - CONSTANTINOU (CR)	0.197	---	↘	0.197	15/11/2023	---	---	---	---	---	---	2280@0.212	---	---	---	---	---	---	---	2,598.75	0.12	0.28	40202020		
13,000,000	1.00	---	---	---	01/08/2007	07/04/2000	5093	AKRITAS SA (CR)	0.65	---	↘	0.65	15/11/2023	0.64	0.64	0.64	0.64	0.64	40@0.650	1000@0.715	---	---	---	60	5	38.40	8,450.00	0.414	0.745	50101035			
221,519,681	0.300	---	---	---	02/07/2008	28/02/2011	4957	ANEK LINES SA (CR)	0.274	-0.72	€	0.276	15/11/2023	0.276	0.274	0.276	0.274	0.276	14000@0.270	7454@0.274	---	---	---	162,560	19	44,821.46	61,609.78	0.177	0.3	40501015			
312,163	0.300	---	---	---	02/07/2008	28/02/2011	4959	ANEK LINES SA (PR, issue '90)	0.072	---	↘	0.072	15/11/2023	---	---	---	---	---	29930@0.079	---	---	---	---	---	---	---	---	61,609.78	0.072	0.086	40501015		
2,969,713	0.300	---	---	---	02/07/2008	28/02/2011	4958	ANEK LINES SA (PR, issue '96)	0.3	---	↘	0.3	15/11/2023	---	---	---	---	0.32	19500@0.300	---	---	---	---	100,441	1	32,141.12	61,609.78	0.173	0.38	40501015			
17,579,754	4.16	---	---	---	18/08/2006	02/08/2010	---	BIOTER SA (CR)	0.27	---	↘	0.27	15/11/2023	0.244	0.244	0.244	0.244	0.244	---	3800@0.244	---	---	---	---	1,200	2	292.80	4,746.53	0.198	0.398	50101010		
54,654,600	0.050	---	---	---	01/07/1998	30/12/2022	5275	VIS SA (CR)	0.322	---	↘	0.322	15/11/2023	---	---	---	---	---	---	2635@0.318	---	2022	---	---	---	---	---	17,598.78	0.136	0.378	50203030		
51,754,364	0.300	---	---	---	23/12/2003	24/01/2007	5197	SELECTED TEXT. IND. ASSOC (CR)	0.107	---	↘	0.107	15/11/2023	0.107	0.107	0.107	0.107	0.107	3425@0.107	250@0.113	---	---	---	---	3,575	3	382.53	5,537.72	0.0955	0.202	55101020		
15,842,391	1.51	---	---	---	15/07/2009	12/05/2000	5141	BITROS HOLDING SA (CR)	0.49	0.82	P	0.486	15/11/2023	0.49	0.49	0.49	0.49	0.49	---	333@0.468	---	---	---	---	5,705	7	2,795.45	7,762.77	0.376	0.82	55102010		
24,319,250	0.300	---	---	---	09/07/2002	04/07/2007	5165	PROODEFTIKH SA (CR)	0.436	---	↘	0.436	15/11/2023	---	---	---	---	---	---	15000@0.440	---	---	---	---	---	---	---	10,603.19	0.4	0.6	50101010		
28,438,268	0.070	---	---	---	21/08/2006	24/11/1999	5253	SPIROY AGRICULTURE SA (CR)	0.2	---	↘	0.2	15/11/2023	---	---	---	---	---	---	3100@0.190	---	---	---	---	---	---	---	5,687.65	0.144	0.24	45102010		
1,011,000	1.00	---	---	---	01/07/2004	11/12/2012	5193	TRIA ALFA SA (CR)	7	-2.78	€	7.2	15/11/2023	6.95	6.95	7	7	6.99	75@6.55	50@7.10	53.61	2022	---	---	---	---	186	6	1,300.05	7,077.00	6.95	16.9	55101020

Suspension Status

66,948,210	0.300	---	---	---	22/09/2015	22/09/2015	5179	FOLLI FOLLIE (CR)	4.8	---	↘	4.8	24/05/2018	---	---	---	---	---	---	---	---	---	---	---	---	---	---	---	321,351.41	4.8	4.8	40401030
12,417,000	0.310	---	---	---	27/08/2019	28/08/2017	5233	MLS MULTIMEDIA SA (CR)	0.57	---	↘	0.57	12/05/2020	---	---	---	---	---	---	---	---	---	---	---	---	---	---	---	7,077.69	0.57	0.57	10101015
6,330,002	0.300	---	---	---	25/06/2002	15/03/2019	5278	VARVARESSOS (CR)	0.24	---	↘	0.24	02/05/2023	---	---	---	---	---	---	---	---	---	---	---	---	---	---	---	1,519.20	0.16	0.25	55101020
3,961,300	1.28	---	---	---	29/06/2004	03/08/2000	5248	DUROS SA (CR)	0.25	---	↘	0.25	24/04/2023	---	---	---	---	---	---	---	---	---	---	---	---	---	---	---	990.33	0.2	0.3	40204020

Number of Outstanding Securities	Nominal Value	Dividends [1]			Date of Last Coupon		Note	Shares	Closing price	% change	Previous closing		Open price	Price min	Price max	Last price	Avg price	Last Bid [7]	Last Ask [7]	P/E after tax	Year	Volume	Trades	Transactions Value[8]	Company Mkt Value (thou. €)	Year low	Year high	Sector[ 4]
		2020	2021	2022	Dividend [2]	Right					price/date																	
7,085,888	1.59	---	---	---	02/07/1996	06/09/2010	5216	ELVIEMEK (CR)	2.6	---	↘	2.6	30/09/2019	---	---	---	---	---	---	---	---	---	---	---	18,423.31	2.6	2.6	35101010
7,125,216	0.650	---	---	---	01/07/2005	14/12/1999	4955	KRE.KA SA (CR)	0.28	---	↘	0.28	06/04/2023	---	---	---	---	---	---	---	---	---	---	---	1,995.06	0.17	0.43	45102010
7,734,375	1.00	---	---	---	09/07/2007	07/01/2011	5277	LIVANIS SA (CR)	0.125	---	↘	0.125	28/04/2023	---	---	---	---	---	---	---	---	---	---	---	966.80	0.12	0.18	40301030

## Shares' Notes

Code	Note text
( )	- Adjusted dividends.
*	- Last adjusted closing price.
[1]	- Net dividends.
[2]	- The "Date of Last Coupon" for New listings refers to the date company's stocks started to trade in Athex
[3]	- The Company Market Value is referred to the number of outstanding shares
[4]	- Sectors codification can be found in Appendix A
[5]	- The Market Value refers to the total number of shares listed (including their several classes) in the exchange by the company.
[6]	- P/E greater than 100
[7]	- Last view of the Order Book before the end of the trading session
[8]	- All Blocks Methods' Transactions Value are included.
4750	- Transfer to the Under Surveillance Category from 8/4/2011.
4955	- Transfer to the Surveillance Category as from 5/4/2013.
4957	- Transfer to the Surveillance Category as from 5/4/2013.
4958	- Transfer to the Surveillance Category as from 5/4/2013.
4959	- Transfer to the Surveillance Category as from 5/4/2013.
5093	- Transfer to the Surveillance Category as of 8/4/2015.
5141	- Transfer to the Surveillance Category as of 10/05/2017.
5160	- Transfer to the Surveillance Category as of 15/04/2016.
5165	- Transfer to the Surveillance Category as of 15/02/2018.
5179	- Suspension of trading as of 25/05/2018.
5193	- Transfer to the Surveillance Category as of 25/10/2018.
5197	- Transfer to the Surveillance Category as of 07/11/2018.
5216	- Suspension of trading as of 01/10/2019.
5232	- Transfer to the Under Surveillance Category from 08/04/2011.
5233	- Suspension of trading as of 13/05/2020.
5248	- Transfer to the Surveillance Category as of 06/09/20116.
5253	- Transfer to the Surveillance Category as of 14/5/2021.
5275	- Transfer to the Surveillance Category as of 09/07/2020.
5277	- Suspension of trading as of 02/05/2023.
5278	- Suspension of trading as of 03/05/2023.

## Securities Blocks Details

Securities	Block Volume	Price	Block Trade Value	Time of approval	Note
TRADE ESTATES REIC (CR)	50,000	1.76	88,100.00	10:47:17	20
EUROBANK HOLDINGS (CR)	500,000	1.60	798,750.00	11:25:36	20
EUROBANK HOLDINGS (CR)	200,000	1.60	320,000.00	11:33:18	20
OPTIMA BANK (CR)	15,000	7.09	106,350.00	12:07:04	20
OPTIMA BANK (CR)	18,992	7.09	134,653.28	12:07:50	20
OPTIMA BANK (CR)	18,992	7.09	134,653.28	12:09:18	20
OPAP (CR)	31,898	15.10	481,659.80	12:18:57	20
EUROBANK HOLDINGS (CR)	750,000	1.59	1,191,750.00	14:59:45	20
ANEK LINES SA (PR, issue '96)	100,441	0.320	32,141.12	15:41:02	20
INTRALOT (CR)	67,000	0.900	60,300.00	17:18:17	20

## Blocks Notes

- 9 - Method 6-1 / Special Fees
- 10 - Method 6-1 / Special Fees, SDS
- 14 - Method 6-3 / Settlement, Incomplete Buy and Sell
- 18 - Method 6-2 / SPOT 1
- 19 - Method 6-2 / SPOT 2
- 20 - Method 6-1 and Method 6-1 Same Day Settlement
- 21 - Other Pre-agreed

Shares Rights Details

Occured date	Exercise from	Exercise until	Trading until	Rights	Price min	Price max	Closing price	Last Bid	Last Ask	Volume	Trades	Transactions Value
-----------------	------------------	-------------------	------------------	--------	--------------	--------------	------------------	----------	----------	--------	--------	-----------------------

No Rights Transactions.

Forced Sales Details

Securities	Category of Security	Transactions Volume	Number of Trades	Transactions Value	Note
No Forced Transactions.					

Forced Sales Notes

- 1 - Compulsory Public Forced Sales
- 2 - Forced Sales of Fixed Registered Shares
- 3 - Forced Sales of Remaining Fractional Shares

## Exchange Traded Funds (ETFs) Characteristics

	Transactions Date (T)	Creation / Redemption	Units (T-1)	New Units (T-1)	Redemption Units (T-1)	Units (T) [1]	Fund Assets [2]	Net Unit Price	Dividend per Unit	Dividend Date
ALPHA ETF FTSE Athex Large Cap	16/11/2023	5,000	924,675	---	---	924,675	28,037,620.00	30.3216	0.62	03/07/2023

## ETFs Notes

[1] - Units (T) = Units (T-1) + New Units (T-1) - Redemption Units (T-1)

[2] - The Creation / Redemption Units of T-1 are included.

Non Convertible Corporate Bonds - Regulated Market

Num Listed Bonds	Nominal price	Issue price	Today's Rate	Exp. Date	Duration (years)	Note	Coupon		Trading Unit	Corporate Bonds	Accrued Int.	Yield.T.Mat	Price min	Price max	Closing price	Previous closing price/date	Volume	Transactions Value	Last order		ear	Year max		
							Common	Preffered											Price	Buy / Sell			Date	
100,000	1,000.00	1,000.00	2.95	11/02/2027	5	---	4	---	1	SAFE BULKERS PARTICIPATIONS PLC (Non Convertible)	8.2764	6.2910	90.0001	90.0001	90.0001	91.0000	14/11/2023	1,000	908.28	90.0004	B	16/11/2023	89.9269	97.9500
320,000	1,000.00	1,000.00	3.40	21/07/2027	7	---	7	---	1	LAMDA DEVELOPMENT S.A. (Non Convertible)	11.5222	5.3590	91.9494	92.0000	92.0000	91.5900	15/11/2023	54,000	50,292.24	91.2300	B	16/11/2023	90.2000	95.5000
200,000	1,000.00	1,000.00	2.10	27/10/2027	7	---	7	---	1	O.P.A.P. S.A. (Non Convertible)	1.4000	4.3880	91.0000	91.4307	91.2367	90.7500	15/11/2023	11,000	10,051.44	91.0100	B	16/11/2023	89.2745	95.4000
200,000	1,000.00	1,000.00	1.90	23/03/2028	7	---	6	---	1	MOTOR OIL CORINTH REFINERIES SA (Non Convertible)	2.9556	4.0850	91.0300	91.4999	91.0470	91.5000	15/11/2023	29,000	26,525.41	91.0001	B	16/11/2023	87.5500	92.6000
100,000	1,000.00	1,000.00	2.70	25/05/2026	5	---	5	---	1	COSTAMARE PARTICIPATIONS PLC (Non Convertible)	13.4250	4.9620	94.1000	94.1000	94.1000	94.5000	15/11/2023	1,000	954.43	94.1000	B	16/11/2023	92.6000	97.0000
300,000	1,000.00	1,000.00	2.30	20/07/2028	7	---	5	---	1	PRODEA REIC S.A.(Non Convertible)	7.8583	5.6970	86.0000	86.9000	86.1566	86.0000	15/11/2023	57,000	49,594.47	86.0100	B	16/11/2023	82.0100	89.1000
150,000	1,000.00	1,000.00	2.65	22/10/2026	5	---	5	---	1	CPLP SHIPPING HOLDINGS PLC (Non Convertible)	2.0611	4.8810	93.5000	93.5000	93.5000	93.5000	15/11/2023	1,000	937.06	93.0001	B	16/11/2023	92.4500	96.0000
250,000	1,000.00	1,000.00	2.45	16/11/2028	7	---	5	---	1	ELVALHALCOR S.A. (Non Convertible)	0.2722	5.1610	87.9500	89.5000	88.0676	89.2500	15/11/2023	61,000	54,044.42	87.0000	B	16/11/2023	84.0000	92.0000
500,000	1,000.00	1,000.00	2.75	03/07/2027	7	---	7	---	1	GEK TERNA S.A. (Non Convertible)	10.6944	6.0440	88.2000	89.4000	88.3718	89.2130	15/11/2023	82,000	73,480.07	88.0002	B	16/11/2023	86.8000	94.4535
300,000	1,000.00	1,000.00	2.30	14/12/2028	7	---	4	---	1	GEK TERNA S.A. (Non Convertible)	10.1583	5.2710	87.0000	87.0200	87.0012	87.0720	15/11/2023	17,000	14,962.89	86.0000	B	16/11/2023	80.0010	90.3500
175,000	1,000.00	1,000.00	3.40	26/07/2024	5	---	9	---	1	ATTICA HOLDINGS S.A. (Non Convertible)	11.0500	4.4930	98.4000	99.0000	98.8000	99.3300	15/11/2023	15,000	14,985.75	98.5000	B	16/11/2023	96.6179	99.4500
230,000	1,000.00	1,000.00	4.70	12/07/2029	7	---	3	---	1	LAMDA DEVELOPMENT S.A. (Non convertible)	17.1028	5.2270	96.1200	96.7500	96.1931	96.5700	15/11/2023	30,000	29,428.98	96.1001	B	16/11/2023	94.9889	101.0000
100,000	1,000.00	1,000.00	4.40	26/07/2029	7	---	3	---	1	CPLP SHIPPING HOLDINGS PLC (Non Convertible)	14.3000	4.9900	96.0000	96.8500	96.0500	96.4920	15/11/2023	7,000	6,831.10	95.5000	B	16/11/2023	94.9625	100.8000
200,000	1,000.00	1,000.00	3.60	12/03/2026	7	---	10	---	1	AEGEAN AIRLINES S.A. (Non Convertible)	6.9000	4.4790	95.5000	96.5000	96.5000	96.6800	15/11/2023	203,000	195,928.70	95.6100	B	16/11/2023	95.1109	98.9000
150,000	1,000.00	1,000.00	2.60	22/10/2026	7	---	9	---	1	TERNA ENERGY FINANCE S.A. (Non Convertible)	2.0222	5.1110	90.5000	92.3000	92.1000	92.0360	15/11/2023	162,000	149,456.60	90.6502	B	16/11/2023	90.4543	95.7400
100,000	1,000.00	1,000.00	2.80	25/01/2027	5	---	4	---	1	PREMIA S.A. (Non Convertible)	9.1778	6.4630	89.3000	89.7000	89.3000	89.1760	15/11/2023	5,000	4,524.89	89.3100	B	16/11/2023	87.6862	95.9899
500,000	1,000.00	1,000.00	4.00	10/07/2030	7	---	1	---	1	MYTILINEOS S.A. (Non Convertible)	14.7778	4.2370	98.4000	98.6800	98.4367	98.5000	15/11/2023	15,000	14,997.17	98.4000	B	16/11/2023	98.3000	100.0700
120,000	1,000.00	1,000.00	3.95	04/04/2025	7	---	12	---	1	GEK TERNA S.A. (Non Convertible)	5.1569	4.4700	97.3000	98.5000	97.9848	98.4000	15/11/2023	125,000	123,125.62	97.3000	B	16/11/2023	97.5523	100.5000

Corporate Bonds Notes

Transactions Volume = (Pieces) \* (Nominal Price). Transactions Value = (Pieces) \* (Nominal Price) \* (price %) + (Accrued interest).  
The price of a Bond is stated as a percentage (%) of Bond's Nominal Price.  
Nominal Price in Euros (€), except if it is noted differently.

Non Convertible Corporate Bonds - Regulated Market

Num Listed Bonds	Nominal price	Issue price	Today's Rate	Exp. Date	Duration (years)	Note	Coupon		Trading Unit	Corporate Bonds	Accrued Int.	Yield.T.Mat	Price min	Price max	Closing price	Previous closing price/date	Volume	Transactions Value	Last order		ear min	Year max
							Common	Preferred											Price	Buy / Sell		
120,000	1,000.00	1,000.00	2.65	06/12/2028	7	---	4	---	1	NOVAL PROPERTY REIC (Non Convertible)	12.2931	5.1530	88.7500	89.8500	88.7500	89.8800 15/11/2023	23,000	20,874.64	85.1000	B	16/11/2023	83.8000 91.9500

Corporate Bonds Notes

Transactions Volume = (Pieces) \* (Nominal Price). Transactions Value = (Pieces) \* (Nominal Price) \* (price %) + (Accrued interest).  
The price of a Bond is stated as a percentage (%) of Bond's Nominal Price.  
Nominal Price in Euros (€), except if it is noted differently.

Government Bonds

Number Listed Bonds	Nominal price	Today's Rate	Accrued Interest Calc	Exp. Date [1]	Duration (years)	Note	Coupons Date	Curr. coupon value	Trading Unit	Government Bonds	Price min	Price max	Closing price	Previous closing price/date	Volume	Transactions Value	Price	Last order Buy / Sell	Date
4,500,000	1,000.00	1.88	Actual/Actual	04/02/2035	15	---	04/02	1.88	1	GGB-FXD-040235-15Y-1.875-1.000	---	---	---	---	---	---	---	---	---
1,805,793	1,000.00	3.45	Actual/Actual	02/04/2024	5	---	02/04	3.45	1	GGB-FXD-020424-05Y-3.450-1.000	---	---	---	---	---	---	---	---	---
6,000,000	1,000.00	0.75	Actual/Actual	18/06/2031	10	---	18/06	0.75	1	GGB-FXD-180631-10Y-0.750-1.000	---	---	---	---	---	---	---	---	---
2,900,000	1,000.00	3.88	Actual/Actual	15/06/2028	5	---	15/06	3.88	1	GGB-FXD-150628-05Y-3.875-1.000	---	---	---	---	---	---	---	---	---
5,962,747,327	1.00	3.75	Actual/Actual	30/01/2028	10	---	/02 - 01/02 - 31/	3.75	1	GGB-FXD-300128-10Y-3.750-1.00	---	---	---	85.4610 13/07/2018	---	---	1.0000	B	28/11/2018
7,067,309,386	1.00	3.90	Actual/Actual	30/01/2033	15	---	/02 - 01/02 - 31/	3.90	1	GGB-FXD-300133-15Y-3.900-1.00	---	---	---	78.6730 13/07/2018	---	---	1.0000	B	28/11/2018
5,622,848,349	1.00	4.00	Actual/Actual	30/01/2037	19	---	/02 - 01/02 - 31/	4.00	1	GGB-FXD-300137-19Y-4.000-1.00	---	---	---	77.0370 13/07/2018	---	---	1.0000	B	28/11/2018
5,476,770,669	1.00	4.20	Actual/Actual	30/01/2042	24	---	/02 - 01/02 - 31/	4.20	1	GGB-FXD-300142-24Y-4.200-1.00	---	---	---	77.7640 13/07/2018	---	---	1.0000	B	28/11/2018
48,794,718	1.00	4.30	Actual/Actual	24/02/2024	12	---	24/02	4.30	1	GGB-FXD-240224-12Y-2.000-1.00	---	---	---	10.0000 22/06/2015	---	---	---	---	---
40,248,141	1.00	4.30	Actual/Actual	24/02/2025	13	---	24/02	4.30	1	GGB-FXD-240225-13Y-2.000-1.00	---	---	---	10.0000 22/06/2015	---	---	---	---	---
59,586,043	1.00	4.30	Actual/Actual	24/02/2026	14	---	24/02	4.30	1	GGB-FXD-240226-14Y-2.000-1.00	---	---	---	10.0000 22/06/2015	---	---	---	---	---
41,118,344	1.00	4.30	Actual/Actual	24/02/2027	15	---	24/02	4.30	1	GGB-FXD-240227-15Y-2.000-1.00	---	---	---	10.0000 22/06/2015	---	---	---	---	---
45,137,734	1.00	4.30	Actual/Actual	24/02/2028	16	---	24/02	4.30	1	GGB-FXD-240228-16Y-2.000-1.00	---	---	---	10.0000 22/06/2015	---	---	---	---	---
61,768,888	1.00	4.30	Actual/Actual	24/02/2029	17	---	24/02	4.30	1	GGB-FXD-240229-17Y-2.000-1.00	---	---	---	10.0000 22/06/2015	---	---	---	---	---
54,567,744	1.00	4.30	Actual/Actual	24/02/2030	18	---	24/02	4.30	1	GGB-FXD-240230-18Y-2.000-1.00	---	---	---	10.0000 22/06/2015	---	---	---	---	---
37,541,515	1.00	4.30	Actual/Actual	24/02/2031	19	---	24/02	4.30	1	GGB-FXD-240231-19Y-2.000-1.00	---	---	---	10.0000 22/06/2015	---	---	---	---	---
37,558,317	1.00	4.30	Actual/Actual	24/02/2032	20	---	24/02	4.30	1	GGB-FXD-240232-20Y-2.000-1.00	---	---	---	10.0000 22/06/2015	---	---	---	---	---
37,473,732	1.00	4.30	Actual/Actual	24/02/2033	21	---	24/02	4.30	1	GGB-FXD-240233-21Y-2.000-1.00	---	---	---	10.0000 22/06/2015	---	---	---	---	---
33,888,293	1.00	4.30	Actual/Actual	24/02/2034	22	---	24/02	4.30	1	GGB-FXD-240234-22Y-2.000-1.00	---	---	---	10.0000 22/06/2015	---	---	---	---	---
35,177,800	1.00	4.30	Actual/Actual	24/02/2035	23	---	24/02	4.30	1	GGB-FXD-240235-23Y-2.000-1.00	---	---	---	10.0000 22/06/2015	---	---	---	---	---
35,547,268	1.00	4.30	Actual/Actual	24/02/2036	24	---	24/02	4.30	1	GGB-FXD-240236-24Y-2.000-1.00	---	---	---	10.0000 22/06/2015	---	---	---	---	---
40,246,306	1.00	4.30	Actual/Actual	24/02/2037	25	---	24/02	4.30	1	GGB-FXD-240237-25Y-2.000-1.00	---	---	---	10.0000 22/06/2015	---	---	---	---	---
37,643,952	1.00	4.30	Actual/Actual	24/02/2038	26	---	24/02	4.30	1	GGB-FXD-240238-26Y-2.000-1.00	---	---	---	10.0000 22/06/2015	---	---	---	---	---
36,977,100	1.00	4.30	Actual/Actual	24/02/2039	27	---	24/02	4.30	1	GGB-FXD-240239-27Y-2.000-1.00	---	---	---	10.0000 22/06/2015	---	---	---	---	---
41,615,000	1.00	4.30	Actual/Actual	24/02/2040	28	---	24/02	4.30	1	GGB-FXD-240240-28Y-2.000-1.00	---	---	---	10.0000 22/06/2015	---	---	---	---	---
42,227,208	1.00	4.30	Actual/Actual	24/02/2041	29	---	24/02	4.30	1	GGB-FXD-240241-29Y-2.000-1.00	---	---	---	10.0000 22/06/2015	---	---	---	---	---
68,288,487	1.00	4.30	Actual/Actual	24/02/2042	30	---	24/02	4.30	1	GGB-FXD-240242-30Y-2.000-1.00	---	---	---	10.0000 22/06/2015	---	---	---	---	---
4,000,000	1,000.00	3.88	Actual/Actual	12/03/2029	10	---	12/03	3.88	1	GGB-FXD-120329-10Y-3.875-1.000	---	---	---	---	---	---	100.0000	B	15/10/2019
4,500,000	1,000.00	0.00	Actual/Actual	12/02/2026	5	---	12/02	0.00	1	GGB-FXD-120226-05Y-0.000-1.000	---	---	---	---	---	---	---	---	---
2,209,163	1,000.00	3.38	Actual/Actual	15/02/2025	7	---	15/02	3.38	1	GGB-FXD-150225-07Y-3.375-1.000	---	---	---	---	---	---	---	---	---
964,000	1,000.00	3.25	Actual/Actual	20/03/2025	6	---	20/03	3.25	1	GGB-FXD-200325-06Y-3.250-1.000	---	---	---	---	---	---	---	---	---
2,100,000	1,000.00	3.55	Actual/Actual	20/03/2026	7	---	20/03	3.55	1	GGB-FXD-200326-07Y-3.550-1.000	---	---	---	---	---	---	---	---	---
5,500,000	1,000.00	1.50	Actual/Actual	18/06/2030	10	---	18/06	1.50	1	GGB-FXD-180630-10Y-1.500-1.000	---	---	---	---	---	---	---	---	---
3,500,000	1,000.00	4.38	Actual/Actual	18/07/2038	15	---	18/07	4.38	1	GGB-FXD-180738-15Y-4.375-1.000	---	---	---	---	---	---	---	---	---

Government Bonds Notes

Transactions Volume = (Pieces) \* (Nominal Price). Transactions Value = (Pieces) \* (Nominal Price) \* (price %) + (Accrued interest).  
The Value of current coupon for the issues with NV 0.01 euro refers to NV 100 euros  
FLR: Floating Interest Rate.  
[1] - The Expiration Date of the interest bearing period and the Date for coupon payment.

Government Bonds

Number Listed Bonds	Nominal price	Today's Rate	Accrued Interest Calc	Exp. Date [1]	Duration (years)	Note	Coupons Date	Curr. coupon value	Trading Unit	Government Bonds	Price min	Price max	Closing price	Previous closing price/date	Volume	Transactions Value	Price	Last order Buy / Sell	Date
40,000	1,000.00	4.67	FLR	Actual/360	18/09/2024	1	---	18/09 - 19/03	---	1	GGB-FLT-180924-01Y-4.670-1.000	---	---	---	---	---	---	---	---
5,364,250	1,000.00	3.25		Actual/Actual	20/03/2050	30	---	20/03	3.25	1	GGB-FXD-200350-30Y-3.250-1.000	---	---	---	---	---	---	---	---
3,924,361	1,000.00	2.00		Actual/Actual	22/04/2027	7	---	22/04	2.00	1	GGB-FXD-220427-07Y-2.000-1.000	---	---	---	---	---	99.9000	B	22/04/2020
2,500,000	1,000.00	1.88		Actual/Actual	23/07/2026	7	---	23/07	1.88	1	GGB-FXD-230726-07Y-1.875-1.000	---	---	---	---	---	---	---	---
4,500,000	1,000.00	4.25		Actual/Actual	15/06/2033	10	---	15/06	4.25	1	GGB-FXD-150633-10Y-4.250-1.000	---	---	---	---	---	---	---	---
3,500,000	1,000.00	1.88		Actual/Actual	24/01/2052	30	---	24/01	1.88	1	GGB-FXD-240152-30Y-1.875-1.000	---	---	---	---	---	---	---	---
3,700,000	1,000.00	1.75		Actual/Actual	18/06/2032	10	---	18/06	1.75	1	GGB-FXD-180632-10Y-1.750-1.000	---	---	---	---	---	---	---	---
2,200,000	1,000.00	1.13	FLR	Actual/360	15/12/2027	5	---	- 15/12 - 15/03 -	---	1	GGB-FLT-151227-05Y-1.130-1.000	---	---	---	---	---	102.1600	B	30/12/2022

Government Bonds Notes

Transactions Volume = (Pieces) \* (Nominal Price). Transactions Value = (Pieces) \* (Nominal Price) \* (price %) + (Accrued interest).  
The Value of current coupon for the issues with NV 0.01 euro refers to NV 100 euros  
FLR: Floating Interest Rate.  
[1] - The Expiration Date of the interest bearing period and the Date for coupon payment.

Treasury Bills & Zero Coupon Government Bonds

	13-Week Maturity								26-Week Maturity								52-Week Maturity										
Issue Date	Exp. Date	Initial Rate	Num Listed Bonds	Nominal price	Issue price	Last Trade Price	Trade Date	Volume Traded	Note	Exp. Date	Initial Rate	Num Listed Bonds	Nominal price	Issue price	Last Trade Price	Trade Date	Volume Traded	Note	Exp. Date	Initial Rate	Num Listed Bonds	Nominal price	Issue price	Last Trade Price	Trade Date	Volume Traded	Note
09/12/2022	---	---	---	---	---	---	---	---	---	---	---	---	---	---	---	---	---	---	08/12/2023	2.73	600,000	1,000.00	973.10	---	---	---	---
10/03/2023	---	---	---	---	---	---	---	---	---	---	---	---	---	---	---	---	---	---	08/03/2024	3.75	1,000,000	1,000.00	963.46	---	---	---	---
09/06/2023	---	---	---	---	---	---	---	---	---	---	---	---	---	---	---	---	---	---	07/06/2024	3.84	1,600,000	1,000.00	962.60	---	---	---	---
08/09/2023	---	---	---	---	---	---	---	---	---	---	---	---	---	---	---	---	---	---	06/09/2024	3.81	812,500	1,000.00	962.90	---	---	---	---

Bonds in Circulation	Currency / Min nominal traded Value	Coupons Payment Date	Current Coupon Value	Note	Coupon	Trading Unit	Issue Date	Duration (years)	Today's Interest	A.I.C in days	Bonds	Last price of previous days		Last Outcry in Cash (euro)			Trades in Pieces	Life min	Life Max
													Price	Buy / Sell	Date				
Corporate Bonds in Foreign Currency and Euro																			
103,746	GBP / 10	01/12	0.25	---	64	1	01/12/1930	98	2.5	360	National Mortgage Bank	2.27	05/02/1996	2.27	S	05/02/1996	---	2.27	2.27
0	GBP / 10	01/12	0.25	---	66	1	01/12/1928	100	2.5	360	National Mortgage Bank	---	---	---	---	---	---	---	---

Government Bonds Notes

A.I.C: Accrued Interest Calculation base.  
FLR: Floating Interest Rate.  
The minimum tradeable Nominal Value for all Demeterialised Government Titles is 100 Euros.  
(μτφρ-0)

Athex & ATHEXClear Members List

Member Name			Stock Market			Derivatives Market		ATHEXClear Member	
Address	Phone	Fax	Market Member	Remote Member	Market Maker	Proprietary	Market Maker	General Clearing	Direct Clearing
A. SARRIS SECURITIES S.A.			a						
6, ΔΡΑΓΑΤΣΑΝΙΟΥ 6 ATHINA	2103367700								
AEONIC SECURITIES C.I.F. P.L.C.			a						
, ΛΑΪΟΥ 6, ΓΡ. 301B, ANNA COURT	35725337600								
ALPHA BANK S.A.								a	
, ΣΤΑΔΙΟΥ 40 ATHINA	2103260000								
ALPHA FINANCE INVESTMENT SERVICES SINGLE MEMBER SA			a		a	a	a		a
5, ΠΑΝΕΠΙΣΤΗΜΙΟΥ 45 ATHINA	2103677400								
ARGUS STOCKBROKERS LTD			a	a		a			
25 , 25 ΛΕΩΦΟΡΟΣ ΔΗΜΟΣΘΕΝΗ ΣΕΒΕΡΗ	0035722717000								
ATLANTIC SECURITIES LTD			a	a					
37, ΠΡΟΔΡΟΜΟΥ 37	0035722445400								
AXON SECURITIES S.A.			a			a			
48, ΣΤΑΔΙΟΥ 48 ATHINA	2103363800								
BETA SECURITIES S.A.			a		a	a			a
29 , Λ.ΑΛΕΞΑΝΔΡΑΣ 29 ATHINA	2106478930								
BNP PARIBAS S.A.								a	
, ΛΑΜΨΑΚΟΥ 2 ATHINA	2107468525								
BOFA SECURITIES EUROPE SA			a	a					
, 112 AVENUE KL?BER 75116	+33 153655555								
CAPITAL SECURITIES S.A.			a			a			
58, ΜΗΤΡΟΠΟΛΕΩΣ 58 ATHINA	2103369700								
CITIGROUP GLOBAL MARKETS EUROPE AG			a	a					
16, REUTERWEG 16	+49 691366-0								
CITIGROUP GLOBAL MARKETS LIMITED			a						
1, 33 CANADA SQUARE -CANARY WHARF	+44 02079864000								
CREDIT SUISSE BANK (EUROPE), S.A.			a	a					
, CALLE AYALA 42, 3A PLANTA-B MADRID	+34917916000								
CREDIT SUISSE SECURITIES (EUROPE) LIMITED			a						
1 , ONE CABOT SQUARE LONDON	+44 2078888888								
CYCLOS SECURITIES S.A.			a			a			
39, ΧΑΡΙΛΑΟΥ ΤΡΙΚΟΥΠΗ 6-8-10 ATHINA	2103364300								
DEUTSCHE BANK S.A.				a					
1 , GREAT WINCHESTER STREET LONDON	+44 20 754 54209	00441133361437							
EUROBANK EQUITIES INVESTMENT FIRM SINGLE MEMBER SA			a		a	a	a		a
, ΦΙΛΕΛΛΗΝΩΝ 10 & ΞΕΝΟΦΩΝΤΟΣ 13 ATHINA	2103720425								
EUROBANK S.A.								a	
, ΟΘΩΝΟΣ 8 ATHINA	2144043907								
EUROCORP INVESTMENT SERVICES S.A.			a			a			a
14, ΠΛ.ΦΙΛΙΚΗΣ ΕΤΑΙΡΕΙΑΣ 14 ATHINA	2107263600								
EUOTRUST INVESTMENT FIRM SA			a						
113, ΣΕΒΑΣΤΟΥΠΟΛΕΩΣ 113 ATHINA	2103363100								
EUROXX SECURITIES S.A.			a		a	a	a		a
7, PALEOLOGOU CHALANDRI	+30 2106879400	210-6879401							
7, PALAIOLOGOU CHALANDRI	(210)-6879400	(210)-6879401							
FREEDOM FINANCE EUROPE LTD			a	a					
, ΧΡΙΣΤΑΚΗ ΚΡΑΝΟΥ 20	035725257786								
G. A. PERVANAS SECURITIES- INVESTMENT SERVICES S.A.			a						
7-9, ΣΟΦΟΚΛΕΟΥΣ 7-9 ATHINA	2103727200								
GLOBAL CAPITAL SECURITIES & FINANCIAL SERVICES LTD			a	a					
50, ΛΑΡΧΙΠΙΣΚΟΠΟΥ ΜΑΚΑΡΙΟΥ Γ50	0035722710710								
GREENPOST TRADING EUROPE LTD			a	a	a				
, KIMONOS 3, ACROPOLIS MANSIONS, 2ND FLOOR, FLAT/OFFICE 202	035722521389								
HELLENIC AMERICAN SECURITIES S.A.			a		a	a			a
27, ΑΝΔΡΕΑ ΠΑΠΑΝΔΡΕΟΥ 27 MAROUSI	2103311100								
HELLENIC BANK (INVESTMENTS) LTD				a					
, AVE.KYRIAKOU MATSI 31 - PO BOX 24747 NICOSIA	+357 22500100	357 22500110							
HSBC CONTINENTAL EUROPE								a	
109-111, Λ.ΜΕΣΟΓΕΙΩΝ 109-111	2106960000								
INDEX SECURITIES S.A.			a						
6, ΔΡΑΓΑΤΣΑΝΙΟΥ 6 ATHINA	2103213920								
J. CHR. MAVRIKIS SECURITIES S.A.			a						
5, ΣΟΦΟΚΛΕΟΥΣ 5 ATHINA	2103216730								

Athex & ATHEXClear Members List

Member Name			Stock Market			Derivatives Market		ATHEXClear Member	
Address	Phone	Fax	Market Member	Remote Member	Market Maker	Proprietary	Market Maker	General Clearing	Direct Clearing
KAPPA SECURITIES S.A.			a			a			
15, ΒΑΛΛΑΡΙΤΟΥ 15 ATHINA	2103678600								
KARAMANOF SECURITIES & INVESTMENT SERVICES S.A.			a						
2, ΠΛ.ΑΓ.ΘΕΟΔΩΡΩΝ 2 ATHINA	2103212947								
LAIKI FINANCIAL SERVICES LTD				a					
26, AVE. VYRONOS NICOSIA	357 22367367	357 22718567							
LEON DEPOLAS SECURITIES S.A.			a		a	a			
1, ΧΡΗΣΤΟΥ ΛΑΔΑ 1 ATHINA	2103213276 -28								
MEGA EQUITY SECURITIES & FINANCIAL SERVICES PUBLIC LTD			a	a		a			
42-44, ΛΕΩΦ.ΓΡΙΒΑ ΔΙΓΕΝΗ 42-44	0035722711711								
MERIT SECURITIES S.A			a		a	a			a
5, ΣΟΦΟΚΛΕΟΥΣ 5 ATHINA	2103671880								
MERRILL LYNCH INTERNATIONAL			a						
2 , 2 KING EDWARD STREET LONDON	+44 20276281000								
N. CHRYSOCHOIDIS SECURITIES S.A.			a			a			a
7-9, ΣΟΦΟΚΛΕΟΥΣ 7-9 ATHINA	2103213913								
NATIONAL BANK OF GREECE S.A.			a		a	a		a	
86, ΑΙΟΛΟΥ STR. ATHINA	(210)-3341000	(210)-3228187							
68, ΑΚΑΔΙΜΙΑΣ STR. ATHINA	(210)-3328817	(210)-3328678							
NATIONAL SECURITIES SINGLE MEMBER SA			a		a	a	a		
66, ΛΕΩΦΟΡΟΣ ΑΘΗΝΩΝ 128-132 & ΙΦΙΓΕΝΙΑΣ ATHINA	2103328784								
NUNTIVS BROKERAGE AND INVESTMENT SERVICES S.A			a						
6, ΔΡΑΓΑΤΣΑΝΙΟΥ 6 ATHINA	2103350599								
ONE PLUS CAPITAL LIMITED			a	a					
, 75 PRODRAMOU AVENUE NICOSIA 1307	35722873760								
OPTIMA BANK S.A.			a		a	a	a	a	
, ΑΙΓΙΑΛΕΙΑΣ 32 & ΠΑΡΑΔΕΙΣΟΥ ΜΑΡΟΥΣΙ	210 8173000								
PANCRETA BANK S.A								a	
, ΙΚΑΡΟΥ 5	2810338746								
PANTELAKIS SECURITIES S.A.			a		a	a	a		
57, ΕΘΝΙΚΗΣ ΑΝΤΙΣΤΑΣΕΩΣ 57, ΚΤΙΠΙΟ Β CHALANDRI	2106965000								
PIRAEUS BANK S.A.			a			a		a	
, ΑΜΕΡΙΚΗΣ 4 ATHINA	2103335000								
PIRAEUS SECURITIES S. A.			a		a	a	a		a
10, ΣΤΑΔΙΟΥ 10 ATHINA	2103354100								
PROCHOICE SECURITIES LTD			a	a					
57, ΛΕΩΦ.ΣΠΥΡΟΥ ΚΥΠΡΙΑΝΟΥ 57, ΑΚΙΝΗΤΑ Φ	035724661192								
SHARELINK SECURITIES & FINANCIAL SERVICES LTD			a			a			
6 , HOUSE-ΘΕΟΤΟΚΗ 6 ΜΕΓΑΡΟ ΕΛΛΗΝΑ	+357 22554200								
SOCIETE GENERALE S.A.			a	a		a			
, 17 COURS VALMY, CEDEX	+157290504								
SOLIDUS SECURITIES S.A			a			a			a
64, ΛΟΥΙΖΗΣ ΠΙΑΝΚΟΥΡ 64 ATHINA	2106900600								
ST. EM. LAVRENTAKIS SECURITIES S.A.			a			a			
7-9, ΣΟΦΟΚΛΕΟΥΣ 7-9 ATHINA	2103213336								
THE CYPRUS INVESTMENT & & SECURITIES CORPORATION LTD			a	a					
154, 1 AG. PROKOPIOU & POSIDONOS 1ST FLOOR	0035722121700								
UBS EUROPE SE			a	a					
, OPERNTURM, BOCKENHEIMER LANDSTRASSE 2-4	496921790								
UBS LIMITED				a					
1 , FINSBURY AVENUE LONDON	+44 2075687135								

## List of Stocks under Market Making operations

Securities	Stock Category
Market Maker	Start Market Making
<b>MLS MULTIMEDIA SA (CR)</b>	<b>Suspension Status</b>
PIRAEUS SECURITIES S. A.	01/08/2019
<b>ALPHA ETF FTSE Athex Large Cap</b>	<b>Exchange Traded Funds (ETFs)</b>
ALPHA FINANCE INVESTMENT SERVICES SINGLE MEMBER SA	02/01/1900
NATIONAL SECURITIES SINGLE MEMBER SA	02/01/1900
<b>ADMIE (IPTO) HOLDING S.A. (CR)</b>	<b>Main Market</b>
EUROBANK EQUITIES INVESTMENT FIRM SINGLE MEMBER SA	24/05/2021
HELLENIC AMERICAN SECURITIES S.A.	09/03/2020
PIRAEUS SECURITIES S. A.	29/06/2017
<b>AEGEAN AIRLINES (CR)</b>	<b>Main Market</b>
EUROBANK EQUITIES INVESTMENT FIRM SINGLE MEMBER SA	22/09/2020
<b>ALPHA SERVICES HOLD (CR)</b>	<b>Main Market</b>
ALPHA FINANCE INVESTMENT SERVICES SINGLE MEMBER SA	29/02/2016
EUROBANK EQUITIES INVESTMENT FIRM SINGLE MEMBER SA	22/10/2006
GREENPOST TRADING EUROPE LTD	12/06/2023
HELLENIC AMERICAN SECURITIES S.A.	25/07/2014
LEON DEPOLAS SECURITIES S.A.	04/01/2016
MERIT SECURITIES S.A.	03/09/2012
NATIONAL SECURITIES SINGLE MEMBER SA	02/01/1900
PIRAEUS SECURITIES S. A.	28/05/2009
<b>ALPHA TRUST (CR)</b>	<b>Main Market</b>
EUROBANK EQUITIES INVESTMENT FIRM SINGLE MEMBER SA	06/02/2023
LEON DEPOLAS SECURITIES S.A.	04/01/2021
<b>ALUMIL (CR)</b>	<b>Main Market</b>
PIRAEUS SECURITIES S. A.	31/07/2023
<b>ANDROMEDA SA (CR)</b>	<b>Main Market</b>
BETA SECURITIES S.A.	15/02/2021
OPTIMA BANK S.A.	03/04/2023
<b>ATTICA BANK S.A. (CR)</b>	<b>Main Market</b>
EUROXX SECURITIES S.A.	22/01/2016
PIRAEUS SECURITIES S. A.	20/09/2017
<b>AUSTRIACARD (CB)</b>	<b>Main Market</b>
BETA SECURITIES S.A.	23/03/2023
EUROBANK EQUITIES INVESTMENT FIRM SINGLE MEMBER SA	15/05/2023
<b>AUTOHELLAS SA (CR)</b>	<b>Main Market</b>
ALPHA FINANCE INVESTMENT SERVICES SINGLE MEMBER SA	01/07/2019
EUROXX SECURITIES S.A.	02/07/2018
<b>AVAX S.A. (CR)</b>	<b>Main Market</b>
EUROBANK EQUITIES INVESTMENT FIRM SINGLE MEMBER SA	14/12/2015
OPTIMA BANK S.A.	04/09/2023
PIRAEUS SECURITIES S. A.	01/02/2021
<b>AVE (CR)</b>	<b>Main Market</b>
EUROXX SECURITIES S.A.	05/06/2020
<b>BRIQ PROPERTIES (CR)</b>	<b>Main Market</b>
EUROBANK EQUITIES INVESTMENT FIRM SINGLE MEMBER SA	09/09/2019
LEON DEPOLAS SECURITIES S.A.	22/02/2021
<b>CC HBC AG (CR)</b>	<b>Main Market</b>
BETA SECURITIES S.A.	08/03/2021
NATIONAL SECURITIES SINGLE MEMBER SA	02/01/1900
PIRAEUS SECURITIES S. A.	04/05/2015
<b>CENERGY HOLDINGS (CB)</b>	<b>Main Market</b>
ALPHA FINANCE INVESTMENT SERVICES SINGLE MEMBER SA	02/01/2016
EUROBANK EQUITIES INVESTMENT FIRM SINGLE MEMBER SA	02/01/2016
OPTIMA BANK S.A.	14/03/2022
PANTELAKIS SECURITIES S.A.	27/12/2022
<b>CNL CAPITAL (CR)</b>	<b>Main Market</b>
MERIT SECURITIES S.A.	01/10/2018
<b>DIMAND (CR)</b>	<b>Main Market</b>
ALPHA FINANCE INVESTMENT SERVICES SINGLE MEMBER SA	08/08/2022
EUROBANK EQUITIES INVESTMENT FIRM SINGLE MEMBER SA	08/08/2022
PANTELAKIS SECURITIES S.A.	15/05/2023
<b>EKTER SA (CR)</b>	<b>Main Market</b>
BETA SECURITIES S.A.	26/09/2022
EUROBANK EQUITIES INVESTMENT FIRM SINGLE MEMBER SA	16/10/2017
LEON DEPOLAS SECURITIES S.A.	21/05/2018
<b>ELASTRON (CR)</b>	<b>Main Market</b>
LEON DEPOLAS SECURITIES S.A.	20/02/2017

## List of Stocks under Market Making operations

Securities	Stock Category
Market Maker	Start Market Making
<b>ELLAKTOR (CR)</b>	Main Market
ALPHA FINANCE INVESTMENT SERVICES SINGLE MEMBER SA	18/03/2019
EUROBANK EQUITIES INVESTMENT FIRM SINGLE MEMBER SA	01/06/2012
EUROXX SECURITIES S.A.	24/09/2018
NATIONAL SECURITIES SINGLE MEMBER SA	02/01/1900
PIRAEUS SECURITIES S. A.	22/10/2018
<b>ELTON SA (CR)</b>	Main Market
EUROBANK EQUITIES INVESTMENT FIRM SINGLE MEMBER SA	28/11/2022
OPTIMA BANK S.A.	30/01/2023
<b>ELVALHALCOR (CR)</b>	Main Market
ALPHA FINANCE INVESTMENT SERVICES SINGLE MEMBER SA	07/05/2018
BETA SECURITIES S.A.	09/01/2023
EUROBANK EQUITIES INVESTMENT FIRM SINGLE MEMBER SA	07/05/2018
<b>ENTERSOFT (CR)</b>	Main Market
ALPHA FINANCE INVESTMENT SERVICES SINGLE MEMBER SA	23/03/2023
EUROBANK EQUITIES INVESTMENT FIRM SINGLE MEMBER SA	22/06/2020
<b>EUROBANK HOLDINGS (CR)</b>	Main Market
ALPHA FINANCE INVESTMENT SERVICES SINGLE MEMBER SA	09/01/2006
EUROBANK EQUITIES INVESTMENT FIRM SINGLE MEMBER SA	01/06/2012
GREENPOST TRADING EUROPE LTD	12/06/2023
HELLENIC AMERICAN SECURITIES S.A.	25/07/2014
LEON DEPOLAS SECURITIES S.A.	30/11/2018
MERIT SECURITIES S.A	06/11/2017
NATIONAL SECURITIES SINGLE MEMBER SA	02/01/1900
PIRAEUS SECURITIES S. A.	28/09/2009
<b>EUROCONSULTANTS S.A. (CR)</b>	Main Market
OPTIMA BANK S.A.	01/02/2023
<b>EYDAP S.A. (CR)</b>	Main Market
ALPHA FINANCE INVESTMENT SERVICES SINGLE MEMBER SA	27/01/2020
EUROBANK EQUITIES INVESTMENT FIRM SINGLE MEMBER SA	10/06/2019
<b>FOURLIS (CR)</b>	Main Market
EUROBANK EQUITIES INVESTMENT FIRM SINGLE MEMBER SA	01/12/2016
PIRAEUS SECURITIES S. A.	06/03/2017
<b>GEK TERNA (CR)</b>	Main Market
BETA SECURITIES S.A.	08/03/2021
EUROBANK EQUITIES INVESTMENT FIRM SINGLE MEMBER SA	24/05/2021
PIRAEUS SECURITIES S. A.	29/08/2019
<b>GR. SARANTIS S.A. (CR)</b>	Main Market
BETA SECURITIES S.A.	14/05/2012
EUROBANK EQUITIES INVESTMENT FIRM SINGLE MEMBER SA	24/10/2016
<b>HELLENIC EXCHANGES-A.S.E. (CR)</b>	Main Market
HELLENIC AMERICAN SECURITIES S.A.	01/09/2014
NATIONAL SECURITIES SINGLE MEMBER SA	02/01/1900
PIRAEUS SECURITIES S. A.	04/05/2015
<b>HELLENIQ ENERGY (CR)</b>	Main Market
ALPHA FINANCE INVESTMENT SERVICES SINGLE MEMBER SA	07/11/2023
EUROBANK EQUITIES INVESTMENT FIRM SINGLE MEMBER SA	01/11/2023
HELLENIC AMERICAN SECURITIES S.A.	14/09/2015
PIRAEUS SECURITIES S. A.	20/03/2017
<b>IDEAL HOLDINGS (CR)</b>	Main Market
EUROBANK EQUITIES INVESTMENT FIRM SINGLE MEMBER SA	07/06/2021
PIRAEUS SECURITIES S. A.	07/06/2021
<b>INTERCONTINENTAL (CR)</b>	Main Market
LEON DEPOLAS SECURITIES S.A.	03/06/2019
<b>INTERLIFE G.C.I.(CR)</b>	Main Market
BETA SECURITIES S.A.	24/10/2022
<b>INTERWOOD-XYLEMPORIA (CR)</b>	Main Market
EUROBANK EQUITIES INVESTMENT FIRM SINGLE MEMBER SA	05/07/2021
PANTELAKIS SECURITIES S.A.	01/07/2021
<b>INTRAKAT (CR)</b>	Main Market
BETA SECURITIES S.A.	04/10/2021
PANTELAKIS SECURITIES S.A.	10/10/2022
<b>JUMBO SA (CR)</b>	Main Market
BETA SECURITIES S.A.	01/02/2021
EUROBANK EQUITIES INVESTMENT FIRM SINGLE MEMBER SA	25/05/2020
GREENPOST TRADING EUROPE LTD	12/06/2023
MERIT SECURITIES S.A	06/11/2017
PIRAEUS SECURITIES S. A.	06/03/2017

## List of Stocks under Market Making operations

Securities	Stock Category
Market Maker	Start Market Making
<b>KLOUKINAS - LAPPAS SA (CR)</b>	<b>Main Market</b>
OPTIMA BANK S.A.	02/01/2023
<b>KRI-KRI S.A. (CR)</b>	<b>Main Market</b>
EUROBANK EQUITIES INVESTMENT FIRM SINGLE MEMBER SA	07/05/2018
LEON DEPOLAS SECURITIES S.A.	16/01/2017
<b>LAMDA DEVELOPMENT SA (CR)</b>	<b>Main Market</b>
EUROBANK EQUITIES INVESTMENT FIRM SINGLE MEMBER SA	08/12/2014
PANTELAKIS SECURITIES S.A.	06/11/2017
PIRAEUS SECURITIES S. A.	29/06/2017
<b>LAMPSA HOTEL SA (CR)</b>	<b>Main Market</b>
LEON DEPOLAS SECURITIES S.A.	16/01/2017
<b>MIG (CR)</b>	<b>Main Market</b>
PIRAEUS SECURITIES S. A.	02/02/2009
<b>MOTODYNAMICS S.A. (CR)</b>	<b>Main Market</b>
OPTIMA BANK S.A.	25/08/2023
<b>MOTOR OIL (CR)</b>	<b>Main Market</b>
BETA SECURITIES S.A.	08/03/2021
EUROBANK EQUITIES INVESTMENT FIRM SINGLE MEMBER SA	22/10/2006
GREENPOST TRADING EUROPE LTD	12/06/2023
LEON DEPOLAS SECURITIES S.A.	01/04/2019
MERIT SECURITIES S.A	25/02/2019
NATIONAL SECURITIES SINGLE MEMBER SA	02/01/1900
PIRAEUS SECURITIES S. A.	04/05/2015
<b>MPLE KEDROS (CR)</b>	<b>Main Market</b>
OPTIMA BANK S.A.	16/10/2023
OPTIMA BANK S.A.	08/11/2023
<b>MYTILINEOS (CR)</b>	<b>Main Market</b>
ALPHA FINANCE INVESTMENT SERVICES SINGLE MEMBER SA	15/04/2019
BETA SECURITIES S.A.	11/04/2022
EUROBANK EQUITIES INVESTMENT FIRM SINGLE MEMBER SA	20/09/2017
GREENPOST TRADING EUROPE LTD	12/06/2023
MERIT SECURITIES S.A	25/02/2019
NATIONAL SECURITIES SINGLE MEMBER SA	02/01/1900
PIRAEUS SECURITIES S. A.	04/05/2015
<b>NATIONAL BANK (CR)</b>	<b>Main Market</b>
ALPHA FINANCE INVESTMENT SERVICES SINGLE MEMBER SA	09/01/2006
EUROBANK EQUITIES INVESTMENT FIRM SINGLE MEMBER SA	22/10/2006
GREENPOST TRADING EUROPE LTD	12/06/2023
HELLENIC AMERICAN SECURITIES S.A.	25/07/2014
LEON DEPOLAS SECURITIES S.A.	20/05/2015
MERIT SECURITIES S.A	03/09/2012
NATIONAL SECURITIES SINGLE MEMBER SA	02/01/1900
PIRAEUS SECURITIES S. A.	08/09/2008
<b>OPAP (CR)</b>	<b>Main Market</b>
ALPHA FINANCE INVESTMENT SERVICES SINGLE MEMBER SA	09/01/2006
BETA SECURITIES S.A.	11/04/2022
EUROBANK EQUITIES INVESTMENT FIRM SINGLE MEMBER SA	22/10/2006
GREENPOST TRADING EUROPE LTD	12/06/2023
HELLENIC AMERICAN SECURITIES S.A.	25/07/2014
MERIT SECURITIES S.A	20/03/2017
NATIONAL SECURITIES SINGLE MEMBER SA	02/01/1900
PIRAEUS SECURITIES S. A.	04/05/2015
<b>OPTIMA BANK (CR)</b>	<b>Main Market</b>
OPTIMA BANK S.A.	06/11/2023
<b>OTE (CR)</b>	<b>Main Market</b>
ALPHA FINANCE INVESTMENT SERVICES SINGLE MEMBER SA	09/01/2006
BETA SECURITIES S.A.	11/04/2022
EUROBANK EQUITIES INVESTMENT FIRM SINGLE MEMBER SA	22/10/2006
GREENPOST TRADING EUROPE LTD	12/06/2023
HELLENIC AMERICAN SECURITIES S.A.	25/07/2014
LEON DEPOLAS SECURITIES S.A.	20/04/2015
MERIT SECURITIES S.A	20/03/2017
NATIONAL SECURITIES SINGLE MEMBER SA	02/01/1900
PIRAEUS SECURITIES S. A.	08/09/2008
<b>P.P.A. S.A. (CR)</b>	<b>Main Market</b>
EUROBANK EQUITIES INVESTMENT FIRM SINGLE MEMBER SA	06/02/2019
<b>PAPOUTSANIS (CR)</b>	<b>Main Market</b>
ALPHA FINANCE INVESTMENT SERVICES SINGLE MEMBER SA	19/11/2018
BETA SECURITIES S.A.	25/11/2013

## List of Stocks under Market Making operations

Securities	Stock Category
Market Maker	Start Market Making
<b>PETROPOULOS PETROS (CR)</b>	<b>Main Market</b>
EUROBANK EQUITIES INVESTMENT FIRM SINGLE MEMBER SA	01/04/2019
PANTELAKIS SECURITIES S.A.	16/03/2020
<b>PIRAEUS FINANCIAL HOLD (CR)</b>	<b>Main Market</b>
ALPHA FINANCE INVESTMENT SERVICES SINGLE MEMBER SA	15/04/2019
EUROBANK EQUITIES INVESTMENT FIRM SINGLE MEMBER SA	22/10/2006
EUROXX SECURITIES S.A.	15/02/2016
GREENPOST TRADING EUROPE LTD	12/06/2023
HELLENIC AMERICAN SECURITIES S.A.	25/07/2014
LEON DEPOLAS SECURITIES S.A.	30/11/2018
MERIT SECURITIES S.A	16/09/2013
NATIONAL SECURITIES SINGLE MEMBER SA	02/01/1900
PIRAEUS SECURITIES S. A.	16/02/2009
<b>PPC (CR)</b>	<b>Main Market</b>
ALPHA FINANCE INVESTMENT SERVICES SINGLE MEMBER SA	09/01/2006
BETA SECURITIES S.A.	01/02/2021
EUROBANK EQUITIES INVESTMENT FIRM SINGLE MEMBER SA	22/10/2006
GREENPOST TRADING EUROPE LTD	12/06/2023
HELLENIC AMERICAN SECURITIES S.A.	01/09/2014
MERIT SECURITIES S.A	06/11/2017
NATIONAL SECURITIES SINGLE MEMBER SA	02/01/1900
PIRAEUS SECURITIES S. A.	28/09/2009
<b>PREMIA (CR)</b>	<b>Main Market</b>
BETA SECURITIES S.A.	01/06/2021
LEON DEPOLAS SECURITIES S.A.	05/12/2022
PANTELAKIS SECURITIES S.A.	23/12/2021
<b>PROFILE SA (CR)</b>	<b>Main Market</b>
OPTIMA BANK S.A.	03/04/2023
PANTELAKIS SECURITIES S.A.	01/07/2019
<b>QUALITY &amp; RELIABILITY SA (CR)</b>	<b>Main Market</b>
OPTIMA BANK S.A.	03/01/2023
<b>QUEST HOLDINGS (CR)</b>	<b>Main Market</b>
BETA SECURITIES S.A.	26/03/2018
EUROBANK EQUITIES INVESTMENT FIRM SINGLE MEMBER SA	28/01/2019
<b>REVOIL (CR)</b>	<b>Main Market</b>
BETA SECURITIES S.A.	26/06/2023
<b>SIDMA STEEL (CR)</b>	<b>Main Market</b>
OPTIMA BANK S.A.	25/05/2023
<b>SPACE HELLAS SA (CR)</b>	<b>Main Market</b>
MERIT SECURITIES S.A	09/12/2022
<b>TECHNICAL OLYMPIC SA (CR)</b>	<b>Main Market</b>
OPTIMA BANK S.A.	05/07/2023
<b>TERNA ENERGY (CR)</b>	<b>Main Market</b>
EUROBANK EQUITIES INVESTMENT FIRM SINGLE MEMBER SA	24/05/2021
PIRAEUS SECURITIES S. A.	09/12/2019
<b>THRACE PLASTICS SA (CR)</b>	<b>Main Market</b>
ALPHA FINANCE INVESTMENT SERVICES SINGLE MEMBER SA	26/03/2018
EUROBANK EQUITIES INVESTMENT FIRM SINGLE MEMBER SA	26/03/2018
<b>TITAN CEMENT (CB)</b>	<b>Main Market</b>
BETA SECURITIES S.A.	01/02/2021
EUROBANK EQUITIES INVESTMENT FIRM SINGLE MEMBER SA	06/11/2019
PIRAEUS SECURITIES S. A.	18/01/2021
<b>TRADE ESTATES REIC (CR)</b>	<b>Main Market</b>
EUROBANK EQUITIES INVESTMENT FIRM SINGLE MEMBER SA	08/11/2023
EUROBANK EQUITIES INVESTMENT FIRM SINGLE MEMBER SA	10/11/2023
PANTELAKIS SECURITIES S.A.	10/11/2023
PANTELAKIS SECURITIES S.A.	08/11/2023
<b>TZIRAKIAN PROFIL (CR)</b>	<b>Main Market</b>
LEON DEPOLAS SECURITIES S.A.	19/07/2021
<b>VIOHALCO SA/NV (CB)</b>	<b>Main Market</b>
ALPHA FINANCE INVESTMENT SERVICES SINGLE MEMBER SA	11/03/2008
EUROBANK EQUITIES INVESTMENT FIRM SINGLE MEMBER SA	04/03/2014
MERIT SECURITIES S.A	17/03/2014

Underlying Asset				Derivatives Market													
Price max	Price min	Closing price	change	Delivery Month	Open price	Price max	Price min	Last price	Closing price	Last Bid	Last Ask	Fixing price*	Life high	Life low	Trades	Volume	Open Interest
(Trade Unit: 1 Index Point x 2€, Cash Settlement)																	
3,023.12	2,997.45	3,012.78	-0.05%	November 2023	3,020.00	3,024.00	3,000.25	3,015.00	3,015.00	---	---		3,094.00	---	104	645	1,001
				December 2023	3,014.00	3,018.00	2,993.00	3,010.00	3,010.00	---	---		3,034.00	---	110	631	2,536
				January 2024	3,021.50	3,021.50	3,018.25	3,019.00	3,019.00	---	---		3,021.50	---	3	3	62
				March 2024	---	---	---	---	3,034.50	---	---		---	---	---	---	---
				June 2024	---	---	---	---	3,051.00	---	---		---	---	---	---	---
				September 2024	---	---	---	---	3,066.25	---	---		---	---	---	---	---
(Trade Unit: 1 Index Point x 15€, Cash Settlement)																	
1,021.96	1,008.32	1,021.16	0.58%	December 2023	1,019.75	1,019.75	1,018.00	1,018.00	1,018.00	---	---		1,024.75	---	2	6	1,849
				March 2024	---	---	---	---	1,022.00	---	---		---	---	---	---	---
				June 2024	---	---	---	---	1,027.50	---	---		---	---	---	---	---
				September 2024	---	---	---	---	1,032.75	---	---		---	---	---	---	---
(Trade Unit: 1 Index Point x 2€, Cash Settlement)																	
4,848.40	4,805.18	4,831.72	0.01%	November 2023	---	---	---	---	5,030.25	---	---		4,825.25	---	---	---	80
				December 2023	---	---	---	---	5,006.25	---	---		5,012.25	---	---	---	23
				January 2024	---	---	---	---	4,801.25	---	---		4,683.25	---	---	---	---
				February 2024	---	---	---	---	4,856.00	---	---		---	---	---	---	---
				March 2024	---	---	---	---	4,863.50	---	---		---	---	---	---	---
				April 2024	---	---	---	---	4,873.00	---	---		---	---	---	---	---
				June 2024	---	---	---	---	4,890.00	---	---		---	---	---	---	---
				September 2024	---	---	---	---	4,914.25	---	---		---	---	---	---	---

Underlying Asset				Derivatives Market													
Price max	Price min	Closing price	change	Delivery Month	Open price	Price max	Price min	Last price	Closing price	Last Bid	Last Ask	Fixing price*	Life high	Life low	Trades	Volume	Open Interest
ADMIE (IPTO) HOLDING S.A. (CR)				(Contract Size: 100 Securities, Physical Delivery)													
2.05	2.02	2.045	0.25%	December 2023	2.05	2.07	2.04	2.07	2.07	---	---	---	2.42	---	21	125	24,676
				March 2024	---	---	---	---	2.05	---	---	---	---	---	---	---	---
				June 2024	---	---	---	---	2.06	---	---	---	---	---	---	---	---
				September 2024	---	---	---	---	2.08	---	---	---	---	---	---	---	---
AEGEAN AIRLINES (CR)				(Contract Size: 100 Securities, Physical Delivery)													
12	11.7	11.98	2.74%	December 2023	12.00	12.17	11.96	12.05	12.05	---	---	---	13.64	---	68	435	4,839
				March 2024	---	---	---	---	11.97	---	---	---	11.69	---	---	---	258
				June 2024	---	---	---	---	11.80	---	---	---	---	---	---	---	---
				September 2024	---	---	---	---	11.86	---	---	---	---	---	---	---	---
ALPHA SERVICES HOLD (CR)				(Contract Size: 100 Securities, Physical Delivery)													
1.4895	1.456	1.4865	0.00%	December 2023	1.49	1.50	1.46	1.48	1.48	---	---	---	1.65	---	150	6,524	196,100
				March 2024	1.48	1.50	1.48	1.50	1.50	---	---	---	1.50	---	4	30	5
				June 2024	---	---	---	---	1.46	---	---	---	1.47	---	---	---	---
				September 2024	---	---	---	---	1.51	---	---	---	---	---	---	---	---
AUTOHELLAS SA (CR)				(Contract Size: 100 Securities, Physical Delivery)													
12.7	12.46	12.7	1.11%	December 2023	---	---	---	---	12.83	---	---	---	14.22	---	---	---	183
				March 2024	---	---	---	---	12.64	---	---	---	---	---	---	---	---
				June 2024	---	---	---	---	12.71	---	---	---	---	---	---	---	---
				September 2024	---	---	---	---	12.78	---	---	---	---	---	---	---	---
AVAX S.A. (CR)				(Contract Size: 100 Securities, Physical Delivery)													
1.374	1.34	1.364	0.29%	December 2023	---	---	---	---	1.35	---	---	---	1.49	---	---	---	1,338
				March 2024	---	---	---	---	1.37	---	---	---	---	---	---	---	---
				June 2024	---	---	---	---	1.38	---	---	---	---	---	---	---	---
				September 2024	---	---	---	---	1.38	---	---	---	---	---	---	---	---
CC HBC AG (CR)				(Contract Size: 100 Securities, Physical Delivery)													
24.18	23.89	23.92	-0.99%	December 2023	24.08	24.08	24.08	24.08	24.08	---	---	---	27.19	---	1	2	563
				March 2024	---	---	---	---	24.32	---	---	---	---	---	---	---	---
				June 2024	---	---	---	---	24.45	---	---	---	---	---	---	---	---
				September 2024	---	---	---	---	24.58	---	---	---	---	---	---	---	---
CENERGY HOLDINGS (CB)				(Contract Size: 100 Securities, Physical Delivery)													
6.97	6.85	6.93	0.00%	December 2023	7.00	7.00	6.89	6.93	6.93	---	---	---	7.22	---	12	38	4,610
				March 2024	---	---	---	---	6.98	---	---	---	---	---	---	---	---
				June 2024	---	---	---	---	7.01	---	---	---	---	---	---	---	---
				September 2024	---	---	---	---	7.05	---	---	---	---	---	---	---	---

Derivatives notes

Fixing prices and final open positions can be retrieved from the following path <http://www.helex.gr/el/web/guest/statistics-end-of-day-derivatives>

Underlying Asset				Derivatives Market													
Price max	Price min	Closing price	change	Delivery Month	Open price	Price max	Price min	Last price	Closing price	Last Bid	Last Ask	Fixing price*	Life high	Life low	Trades	Volume	Open Interest
ELLAKTOR (CR)				(Contract Size: 100 Securities, Physical Delivery)													
2.25	2.18	2.2	-0.45%	December 2023	2.23	2.24	2.20	2.20	2.20	---	---	---	2.31	---	9	54	894
				March 2024	---	---	---	---	2.22	---	---	---	---	---	---	---	---
				June 2024	---	---	---	---	2.24	---	---	---	---	---	---	---	---
				September 2024	---	---	---	---	2.25	---	---	---	---	---	---	---	---
ELVALHALCOR (CR)				(Contract Size: 100 Securities, Physical Delivery)													
1.708	1.668	1.668	-1.19%	December 2023	1.72	1.72	1.67	1.68	1.68	---	---	---	2.09	---	20	29	1,332
				March 2024	---	---	---	---	1.70	---	---	---	---	---	---	---	---
				June 2024	---	---	---	---	1.71	---	---	---	---	---	---	---	---
				September 2024	---	---	---	---	1.72	---	---	---	---	---	---	---	---
EUROBANK HOLDINGS (CR)				(Contract Size: 100 Securities, Physical Delivery)													
1.615	1.5615	1.6	1.27%	December 2023	1.58	1.61	1.58	1.60	1.60	---	---	---	1.61	---	93	3,098	35,260
				March 2024	---	---	---	---	1.59	---	---	---	---	---	---	---	---
				June 2024	---	---	---	---	1.60	---	---	---	---	---	---	---	---
				September 2024	---	---	---	---	1.61	---	---	---	---	---	---	---	---
EYDAP S.A. (CR)				(Contract Size: 100 Securities, Physical Delivery)													
5.8	5.7	5.8	1.04%	December 2023	---	---	---	---	5.67	---	---	---	6.52	---	---	---	2,393
				March 2024	---	---	---	---	5.78	---	---	---	---	---	---	---	---
				June 2024	---	---	---	---	5.81	---	---	---	---	---	---	---	---
				September 2024	---	---	---	---	5.84	---	---	---	---	---	---	---	---
FOURLIS (CR)				(Contract Size: 100 Securities, Physical Delivery)													
4.21	4.08	4.185	1.58%	December 2023	---	---	---	---	4.14	---	---	---	4.65	---	---	---	916
				March 2024	---	---	---	---	4.15	---	---	---	---	---	---	---	---
				June 2024	---	---	---	---	4.17	---	---	---	---	---	---	---	---
				September 2024	---	---	---	---	4.19	---	---	---	---	---	---	---	---
GEK TERNA (CR)				(Contract Size: 100 Securities, Physical Delivery)													
13.8	13.3	13.38	-2.19%	December 2023	13.75	13.77	13.40	13.56	13.56	---	---	---	13.79	---	63	135	6,135
				March 2024	---	---	---	---	13.77	---	---	---	---	---	---	---	---
				June 2024	---	---	---	---	13.85	---	---	---	---	---	---	---	---
				September 2024	---	---	---	---	13.92	---	---	---	---	---	---	---	---
HELLENIC EXCHANGES-A.S.E. (CR)				(Contract Size: 100 Securities, Physical Delivery)													
5.29	5.07	5.14	-0.77%	December 2023	5.23	5.27	5.13	5.16	5.16	---	---	---	5.27	---	50	268	9,085
				March 2024	---	---	---	---	5.21	---	---	---	---	---	---	---	---
				June 2024	---	---	---	---	5.24	---	---	---	---	---	---	---	---
				September 2024	---	---	---	---	5.27	---	---	---	---	---	---	---	---

Derivatives notes

Fixing prices and final open positions can be retrieved from the following path <http://www.helex.gr/el/web/guest/statistics-end-of-day-derivatives>

Underlying Asset				Derivatives Market													
Price max	Price min	Closing price	change	Delivery Month	Open price	Price max	Price min	Last price	Closing price	Last Bid	Last Ask	Fixing price*	Life high	Life low	Trades	Volume	Open Interest
HELLENiQ ENERGY (CR)				(Contract Size: 100 Securities, Physical Delivery)													
7.81	7.68	7.8	0.26%	December 2023	7.74	7.74	7.74	7.74	7.74	---	---		7.93	---	1	3	1,310
				March 2024	---	---	---	---	7.83	---	---		---	---	---	---	---
				June 2024	---	---	---	---	7.87	---	---		---	---	---	---	---
				September 2024	---	---	---	---	7.91	---	---		---	---	---	---	---
INTRACOM HOLDINGS (CR)				(Contract Size: 100 Securities, Physical Delivery)													
2.42	2.3	2.42	4.31%	December 2023	2.35	2.44	2.35	2.44	2.44	---	---		2.44	---	144	1,115	5,115
				March 2024	---	---	---	---	2.34	---	---		---	---	---	---	---
				June 2024	---	---	---	---	2.35	---	---		---	---	---	---	---
				September 2024	---	---	---	---	2.36	---	---		---	---	---	---	---
INTRAKAT (CR)				(Contract Size: 100 Securities, Physical Delivery)													
3.49	3.43	3.49	0.58%	December 2023	3.45	3.49	3.44	3.47	3.47	---	---		3.52	---	49	443	6,850
				March 2024	3.49	3.49	3.49	3.49	3.49	---	---		3.58	---	1	6	1,451
				June 2024	---	---	---	---	3.51	---	---		---	---	---	---	---
				September 2024	---	---	---	---	3.53	---	---		---	---	---	---	---
JUMBO SA (CR)				(Contract Size: 100 Securities, Physical Delivery)													
26.74	26.28	26.7	1.60%	December 2023	25.42	25.49	25.36	25.36	25.36	---	---		28.13	---	8	44	735
				March 2024	---	---	---	---	26.46	---	---		---	---	---	---	---
				June 2024	---	---	---	---	26.60	---	---		---	---	---	---	---
				September 2024	---	---	---	---	26.73	---	---		---	---	---	---	---
LAMDA DEVELOPMENT SA (CR)				(Contract Size: 100 Securities, Physical Delivery)													
6.645	6.425	6.61	2.01%	December 2023	6.51	6.67	6.48	6.62	6.62	---	---		6.77	---	43	133	5,869
				March 2024	---	---	---	---	6.52	---	---		---	---	---	---	---
				June 2024	---	---	---	---	6.56	---	---		---	---	---	---	---
				September 2024	---	---	---	---	6.59	---	---		---	---	---	---	---
MIG (CR)				(Contract Size: 100 Securities, Physical Delivery)													
4.14	3.895	3.995	1.65%	December 2023	3.87	4.03	3.81	3.91	3.91	---	---		4.70	---	13	47	58
				March 2024	---	---	---	---	3.96	---	---		---	---	---	---	---
				June 2024	---	---	---	---	3.98	---	---		---	---	---	---	---
				September 2024	---	---	---	---	4.00	---	---		---	---	---	---	---
MOTOR OIL (CR)				(Contract Size: 100 Securities, Physical Delivery)													
22.58	22.14	22.3	0.72%	December 2023	22.53	22.53	22.35	22.36	22.36	---	---		24.10	---	3	11	1,156
				March 2024	---	---	---	---	22.29	---	---		---	---	---	---	---
				June 2024	---	---	---	---	22.41	---	---		---	---	---	---	---
				September 2024	---	---	---	---	22.52	---	---		---	---	---	---	---

Derivatives notes

Fixing prices and final open positions can be retrieved from the following path <http://www.helex.gr/el/web/guest/statistics-end-of-day-derivatives>

Underlying Asset				Derivatives Market													
Price max	Price min	Closing price	change	Delivery Month	Open price	Price max	Price min	Last price	Closing price	Last Bid	Last Ask	Fixing price*	Life high	Life low	Trades	Volume	Open Interest
MYTILINEOS (CR)				(Contract Size: 100 Securities, Physical Delivery)													
35.54	34.66	34.78	-1.92%	December 2023	35.26	35.30	34.81	35.00	35.00	---	---	---	38.12	---	28	83	3,611
				March 2024	---	---	---	---	35.70	---	---	---	---	---	---	---	---
				June 2024	---	---	---	---	35.89	---	---	---	---	---	---	---	---
				September 2024	---	---	---	---	36.07	---	---	---	---	---	---	---	---
NATIONAL BANK (CR)				(Contract Size: 100 Securities, Physical Delivery)													
5.78	5.68	5.78	0.52%	December 2023	5.74	5.79	5.70	5.78	5.78	---	---	---	6.43	---	353	4,837	25,797
				March 2024	---	---	---	---	5.85	---	---	---	5.75	---	---	---	580
				June 2024	---	---	---	---	5.82	---	---	---	---	---	---	---	---
				September 2024	---	---	---	---	5.85	---	---	---	---	---	---	---	---
OPAP (CR)				(Contract Size: 100 Securities, Physical Delivery)													
15.18	15.01	15.07	0.07%	December 2023	15.19	15.23	15.15	15.23	15.23	---	---	---	16.20	---	11	106	1,927
				March 2024	---	---	---	---	15.16	---	---	---	---	---	---	---	---
				June 2024	---	---	---	---	15.24	---	---	---	---	---	---	---	---
				September 2024	---	---	---	---	15.32	---	---	---	---	---	---	---	---
OPTIMA BANK (CR)				(Contract Size: 100 Securities, Physical Delivery)													
7.16	7.06	7.15	0.08%	December 2023	7.09	7.09	7.09	7.09	7.09	---	---	---	7.12	---	1	2	47
				March 2024	---	---	---	---	7.19	---	---	---	---	---	---	---	---
				June 2024	---	---	---	---	7.23	---	---	---	---	---	---	---	---
				September 2024	---	---	---	---	7.27	---	---	---	---	---	---	---	---
OTE (CR)				(Contract Size: 100 Securities, Physical Delivery)													
12.91	12.66	12.67	-1.02%	December 2023	12.91	12.93	12.72	12.76	12.76	---	---	---	14.17	---	53	142	7,826
				March 2024	---	---	---	---	13.08	---	---	---	13.12	---	---	---	14
				June 2024	---	---	---	---	12.96	---	---	---	---	---	---	---	---
				September 2024	---	---	---	---	13.02	---	---	---	---	---	---	---	---
P.P.A. S.A. (CR)				(Contract Size: 100 Securities, Physical Delivery)													
22.05	21.7	21.7	-0.23%	December 2023	---	---	---	---	22.01	---	---	---	22.35	---	---	---	207
				March 2024	---	---	---	---	21.90	---	---	---	---	---	---	---	---
				June 2024	---	---	---	---	22.01	---	---	---	---	---	---	---	---
				September 2024	---	---	---	---	22.12	---	---	---	---	---	---	---	---
PIRAEUS FINANCIAL HOLD (CR)				(Contract Size: 100 Securities, Physical Delivery)													
3.11	3.04	3.07	0.26%	December 2023	3.02	3.12	3.02	3.08	3.08	---	---	---	3.36	---	222	5,194	77,431
				March 2024	---	---	---	---	3.08	---	---	---	---	---	---	---	---
				June 2024	---	---	---	---	3.10	---	---	---	---	---	---	---	---
				September 2024	---	---	---	---	3.11	---	---	---	---	---	---	---	---

Derivatives notes

Fixing prices and final open positions can be retrieved from the following path <http://www.helex.gr/el/web/guest/statistics-end-of-day-derivatives>

Underlying Asset				Derivatives Market													
Price max	Price min	Closing price	change	Delivery Month	Open price	Price max	Price min	Last price	Closing price	Last Bid	Last Ask	Fixing price*	Life high	Life low	Trades	Volume	Open Interest
PPC (CR)				(Contract Size: 100 Securities, Physical Delivery)													
10.36	10.15	10.2	-1.54%	December 2023	10.33	10.38	10.23	10.26	10.26	---	---		10.69	---	88	386	23,891
				March 2024	10.42	10.42	10.40	10.40	10.40	---	---		10.60	---	7	61	760
				June 2024	---	---	---	---	10.49	---	---		---	---	---	---	---
				September 2024	---	---	---	---	10.54	---	---		---	---	---	---	---
QUEST HOLDINGS (CR)				(Contract Size: 100 Securities, Physical Delivery)													
5.9	5.7	5.88	0.51%	December 2023	5.83	5.83	5.80	5.80	5.80	---	---		6.25	---	12	14	83
				March 2024	---	---	---	---	5.89	---	---		---	---	---	---	---
				June 2024	---	---	---	---	5.92	---	---		---	---	---	---	---
				September 2024	---	---	---	---	5.95	---	---		---	---	---	---	---
TERNA ENERGY (CR)				(Contract Size: 100 Securities, Physical Delivery)													
15.54	15.21	15.4	-0.52%	December 2023	15.48	15.53	15.34	15.50	15.50	---	---		17.23	---	24	54	15,251
				March 2024	---	---	---	---	15.58	---	---		---	---	---	---	---
				June 2024	---	---	---	---	15.67	---	---		---	---	---	---	---
				September 2024	---	---	---	---	15.75	---	---		---	---	---	---	---
TITAN CEMENT (CB)				(Contract Size: 100 Securities, Physical Delivery)													
19.26	18.96	19.26	0.63%	December 2023	19.19	19.25	19.08	19.25	19.25	---	---		19.40	---	5	9	946
				March 2024	---	---	---	---	19.27	---	---		---	---	---	---	---
				June 2024	---	---	---	---	19.37	---	---		---	---	---	---	---
				September 2024	---	---	---	---	19.47	---	---		---	---	---	---	---
VIOHALCO SA/NV (CB)				(Contract Size: 100 Securities, Physical Delivery)													
5.25	5.14	5.19	0.19%	December 2023	5.22	5.26	5.19	5.24	5.24	---	---		6.66	---	64	373	5,194
				March 2024	---	---	---	---	5.21	---	---		---	---	---	---	---
				June 2024	---	---	---	---	5.24	---	---		---	---	---	---	---
				September 2024	---	---	---	---	5.27	---	---		---	---	---	---	---

Derivatives notes

Fixing prices and final open positions can be retrieved from the following path <http://www.helex.gr/el/web/guest/statistics-end-of-day-derivatives>

Daily Official List

Section 7: Index Options

Year: 144 Trading Day No: 220

Thursday, 16 November, 2023

FTSE/Athex Large Cap

(Trade Unit: 1 Index Point x 2€ - Exercise Style: European, Cash Settlement)

Call Options															Put Options																					
November 2023								December 2023								Other Months		November 2023								December 2023								Other Months		Exerise Price
Open price	Price max	Price min	Last price	Closing price	Volume	Open Interest	Open price	Price max	Price min	Last price	Closing price	Volume	Open Interest	Volume	Open Interest	Open price	Price max	Price min	Last price	Closing price	Volume	Open Interest	Open price	Price max	Price min	Last price	Closing price	Volume	Open Interest	Volume	Open Interest					
1,975	-	-	-	-	-	-	-	0.00	0.00	0.00	-	1,029.00	-	-			-	-	-	-	-	-	-	0.00	0.00	0.00	-	0.01	-	-			1,975			
2,000	-	-	-	-	-	-	-	0.00	0.00	0.00	-	1,004.00	-	-			-	-	-	-	-	-	-	0.00	0.00	0.00	-	0.01	-	-			2,000			
2,050	-	-	-	-	-	-	-	0.00	0.00	0.00	-	954.00	-	-			-	-	-	-	-	-	-	0.00	0.00	0.00	-	0.01	-	-			2,050			
2,100	-	-	-	-	-	-	-	0.00	0.00	0.00	-	904.00	-	-			-	-	-	-	-	-	-	0.00	0.00	0.00	-	0.01	-	-			2,100			
2,150	-	-	-	-	-	-	-	0.00	0.00	0.00	-	854.00	-	-			-	-	-	-	-	-	-	0.00	0.00	0.00	-	0.01	-	-			2,150			
2,200	-	-	-	-	-	-	-	0.00	0.00	0.00	-	804.00	-	-			-	-	-	-	-	-	-	0.00	0.00	0.00	-	0.01	-	-			2,200			
2,250	-	-	-	-	-	-	-	0.00	0.00	0.00	-	754.00	-	-			-	-	-	-	-	-	-	0.00	0.00	0.00	-	0.02	-	-			2,250			
2,300	-	-	-	-	-	-	-	0.00	0.00	0.00	-	704.00	-	-			-	-	-	-	-	-	-	0.00	0.00	0.00	-	0.01	-	-			2,300			
2,350	-	-	-	-	-	-	-	0.00	0.00	0.00	-	654.00	-	-			-	-	-	-	-	-	-	0.00	0.00	0.00	-	0.02	-	-			2,350			
2,400	-	-	-	-	-	-	-	0.00	0.00	0.00	-	604.00	-	-			-	-	-	-	-	-	-	0.00	0.00	0.00	-	0.06	-	-			2,400			
2,450	0.00	0.00	0.00	-	559.00	-	-	0.00	0.00	0.00	-	554.00	-	-			0.00	0.00	0.00	-	0.02	-	-	0.00	0.00	0.00	-	0.17	-	-			2,450			
2,500	0.00	0.00	0.00	-	509.00	-	-	0.00	0.00	0.00	-	505.00	-	-			0.00	0.00	0.00	-	0.01	-	-	0.00	0.00	0.00	-	0.41	-	-			2,500			
2,550	0.00	0.00	0.00	-	459.00	-	-	0.00	0.00	0.00	-	455.00	-	-			0.00	0.00	0.00	-	0.04	-	-	0.00	0.00	0.00	-	0.91	-	-			2,550			
2,600	0.00	0.00	0.00	-	409.00	-	-	0.00	0.00	0.00	-	406.00	-	-			0.00	0.00	0.00	-	0.01	-	-	0.00	0.00	0.00	-	1.90	-	-			2,600			
2,650	0.00	0.00	0.00	-	359.00	-	-	0.00	0.00	0.00	-	358.00	-	-			0.00	0.00	0.00	-	0.06	-	-	0.00	0.00	0.00	-	3.70	-	-			2,650			
2,700	0.00	0.00	0.00	-	309.00	-	-	0.00	0.00	0.00	-	312.00	-	-			0.00	0.00	0.00	-	0.01	-	40	0.00	0.00	0.00	-	6.80	-	-			2,700			
2,750	0.00	0.00	0.00	-	259.00	-	20	0.00	0.00	0.00	-	267.00	-	-			0.00	0.00	0.00	-	0.01	-	20	0.00	0.00	0.00	-	11.75	-	-			2,750			
2,800	0.00	0.00	0.00	-	209.00	-	20	0.00	0.00	0.00	-	224.00	-	20			0.00	0.00	0.00	-	0.01	-	130	0.00	0.00	0.00	-	19.25	-	-			2,800			
2,850	0.00	0.00	0.00	-	159.00	-	22	0.00	0.00	0.00	-	185.00	-	80			0.00	0.00	0.00	-	0.02	-	70	26.00	26.00	26.00	26.00	26.00	50	50			2,850			
2,900	0.00	0.00	0.00	-	110.00	-	27	0.00	0.00	0.00	-	149.00	-	40			0.00	0.00	0.00	-	0.44	-	120	0.00	0.00	0.00	-	44.00	-	40			2,900			
2,950	0.00	0.00	0.00	-	63.00	-	14	118.00	119.00	109.00	109.00	109.00	40	121			0.00	0.00	0.00	-	3.90	-	76	56.50	56.50	56.50	56.50	56.50	20	81			2,950			
3,000	28.25	28.25	23.50	23.50	23.50	40	89	83.50	83.50	82.00	82.00	82.00	40	196			10.00	28.25	9.50	9.50	9.50	8	184	79.00	79.00	75.00	75.00	75.00	40	46			3,000			
3,050	25.00	25.00	25.00	25.00	25.00	1	57	60.00	60.00	60.00	60.00	60.00	20	24			0.00	25.00	0.00	-	48.25	-	41	103.00	103.00	101.00	101.00	101.00	40	20			3,050			
3,100	0.00	0.00	0.00	-	1.20	-	73	43.00	43.00	41.50	41.50	41.50	21	21			0.00	0.00	0.00	-	92.00	-	21	133.00	133.00	133.00	133.00	133.00	20	-			3,100			
3,150	0.00	0.00	0.00	-	0.12	-	33	29.00	29.00	26.00	26.00	26.00	70	-			0.00	0.00	0.00	-	141.00	-	40	0.00	0.00	0.00	-	180.00	-	-			3,150			
3,200	0.00	0.00	0.00	-	0.01	-	-	0.00	0.00	0.00	-	25.00	-	-			0.00	0.00	0.00	-	191.00	-	-	0.00	0.00	0.00	-	219.00	-	-			3,200			
3,250	0.00	0.00	0.00	-	0.01	-	-	0.00	0.00	0.00	-	17.00	-	-			0.00	0.00	0.00	-	241.00	-	-	0.00	0.00	0.00	-	261.00	-	-			3,250			
3,300	0.00	0.00	0.00	-	0.01	-	-	0.00	0.00	0.00	-	11.25	-	-			0.00	0.00	0.00	-	291.00	-	-	0.00	0.00	0.00	-	305.00	-	-			3,300			
3,350	0.00	0.00	0.00	-	0.01	-	-	0.00	0.00	0.00	-	7.20	-	-			0.00	0.00	0.00	-	341.00	-	-	0.00	0.00	0.00	-	351.00	-	-			3,350			
3,400	0.00	0.00	0.00	-	0.03	-	-	0.00	0.00	0.00	-	4.60	-	-			0.00	0.00	0.00	-	391.00	-	-	0.00	0.00	0.00	-	399.00	-	-			3,400			
3,450	0.00	0.00	0.00	-	0.01	-	-	0.00	0.00	0.00	-	2.80	-	-			0.00	0.00	0.00	-	441.00	-	-	0.00	0.00	0.00	-	447.00	-	-			3,450			
3,500	-	-	-	-	-	-	-	0.00	0.00	0.00	-	1.70	-	-			-	-	-	-	-	-	-	0.00	0.00	0.00	-	496.00	-	-			3,500			
Totals:						41	355							191	502	0	0							8	742							170	237	0	0	
Number of Trades:						3								12		0								3								9		0		

Hellenic Exchanges – Athens Stock Exchange S.A.

Sales & Business Development Division

Section 7, 1/1

ALPHA SERVICES HOLD (CR)

(Contract Size: 100 Securities, Exercise Style: American, Physical Delivery)

Call Options																Put Options																			
November 2023								December 2023								Other Months		November 2023								December 2023								Other Months	
Exerise Price	Open price	Price max	Price min	Last price	Closing price	Volume	Open Interest	Open price	Price max	Price min	Last price	Closing price	Volume	Open Interest	Volume	Open Interest	Open price	Price max	Price min	Last price	Closing price	Volume	Open Interest	Open price	Price max	Price min	Last price	Closing price	Volume	Open Interest	Volume	Open Interest	Exerise Price		
0.750						-	-	0.000	0.000	0.000		0.741	-	-								-	-	0.000	0.000	0.000		0.002	-	-			0.008		
0.800						-	-	0.000	0.000	0.000		0.691	-	-								-	-	0.000	0.000	0.000		0.001	-	-			0.008		
0.850	0.000	0.000	0.000		0.640	-	-	0.000	0.000	0.000		0.641	-	-			0.000	0.000	0.000		0.001	-	-	0.000	0.000	0.000		0.001	-	-			0.009		
0.900	0.000	0.000	0.000		0.590	-	-	0.000	0.000	0.000		0.591	-	-			0.000	0.000	0.000		0.002	-	-	0.000	0.000	0.000		0.001	-	-			0.009		
0.950	0.000	0.000	0.000		0.540	-	-	0.000	0.000	0.000		0.542	-	-			0.000	0.000	0.000		0.001	-	-	0.000	0.000	0.000		0.001	-	-			0.010		
1.000	0.000	0.000	0.000		0.490	-	-	0.000	0.000	0.000		0.492	-	-			0.000	0.000	0.000		0.001	-	-	0.000	0.000	0.000		0.001	-	-			0.010		
1.100	0.000	0.000	0.000		0.390	-	-	0.000	0.000	0.000		0.392	-	-			0.000	0.000	0.000		0.001	-	-	0.000	0.000	0.000		0.001	-	-			0.011		
1.200	0.000	0.000	0.000		0.290	-	-	0.000	0.000	0.000		0.294	-	-			0.000	0.000	0.000		0.001	-	-	0.000	0.000	0.000		0.002	-	-			0.012		
1.300	0.000	0.000	0.000		0.190	-	-	0.000	0.000	0.000		0.202	-	-			0.000	0.000	0.000		0.001	-	-	0.000	0.000	0.000		0.010	-	-			0.013		
1.400	0.000	0.000	0.000		0.095	-	-	0.000	0.000	0.000		0.124	-	-			0.000	0.000	0.000		0.004	-	-	0.000	0.000	0.000		0.032	-	-			0.014		
1.500	0.000	0.000	0.000		0.027	-	-	0.000	0.000	0.000		0.067	-	-			0.000	0.000	0.000		0.037	-	-	0.000	0.000	0.000		0.074	-	-			0.015		
1.600	0.000	0.000	0.000		0.003	-	-	0.000	0.000	0.000		0.031	-	-			0.000	0.000	0.000		0.113	-	-	0.000	0.000	0.000		0.139	-	-			0.016		
1.700	0.000	0.000	0.000		0.001	-	-	0.000	0.000	0.000		0.013	-	-			0.000	0.000	0.000		0.210	-	-	0.000	0.000	0.000		0.221	-	-			0.017		
1.800	0.000	0.000	0.000		0.001	-	-	0.000	0.000	0.000		0.005	-	-			0.000	0.000	0.000		0.310	-	-	0.000	0.000	0.000		0.313	-	-			0.018		
1.900	0.000	0.000	0.000		0.001	-	-	0.000	0.000	0.000		0.001	-	-			0.000	0.000	0.000		0.410	-	-	0.000	0.000	0.000		0.410	-	-			0.019		
2.000	0.000	0.000	0.000		0.002	-	-	0.000	0.000	0.000		0.001	-	-			0.000	0.000	0.000		0.510	-	-	0.000	0.000	0.000		0.510	-	-			0.020		
2.200	0.000	0.000	0.000		0.001	-	-	0.000	0.000	0.000		0.001	-	-			0.000	0.000	0.000		0.710	-	-	0.000	0.000	0.000		0.710	-	-			0.022		
2.400						-	-	0.000	0.000	0.000		0.001	-	-								-	-	0.000	0.000	0.000		0.910	-	-			0.024		
Totals:						0	0						0	0	0	0						0	0					0	0	0	0				
Number of Trades:						0							0		0							0.00						0		0					

NATIONAL BANK (CR)

(Contract Size: 100 Securities, Exercise Style: American, Physical Delivery)

Call Options																Put Options																			
Exerise Price	November 2023							December 2023							Other Months		November 2023							December 2023							Other Months		Exerise Price		
	Open price	Price max	Price min	Last price	Closing price	Volume	Open Interest	Open price	Price max	Price min	Last price	Closing price	Volume	Open Interest	Volume	Open Interest	Open price	Price max	Price min	Last price	Closing price	Volume	Open Interest	Open price	Price max	Price min	Last price	Closing price	Volume	Open Interest	Volume	Open Interest			
2.600						-	-	0.000	0.000	0.000		3.15	-	-								-	-	0.000	0.000	0.000		0.001	-	-			0.026		
2.800						-	-	0.000	0.000	0.000		2.95	-	-								-	-	0.000	0.000	0.000		0.001	-	-			0.028		
3.000						-	-	0.000	0.000	0.000		2.75	-	-								-	-	0.000	0.000	0.000		0.001	-	-			0.030		
3.200						-	-	0.000	0.000	0.000		2.56	-	-								-	-	0.000	0.000	0.000		0.001	-	-			0.032		
3.400	0.000	0.000	0.000		2.35	-	-	0.000	0.000	0.000		2.36	-	-			0.000	0.000	0.000		0.001	-	-	0.000	0.000	0.000		0.001	-	-			0.034		
3.600	0.000	0.000	0.000		2.15	-	-	0.000	0.000	0.000		2.16	-	-			0.000	0.000	0.000		0.001	-	-	0.000	0.000	0.000		0.001	-	-			0.036		
3.800	0.000	0.000	0.000		1.95	-	-	0.000	0.000	0.000		1.96	-	-			0.000	0.000	0.000		0.001	-	-	0.000	0.000	0.000		0.001	-	-			0.038		
4.000	0.000	0.000	0.000		1.75	-	-	0.000	0.000	0.000		1.76	-	-			0.000	0.000	0.000		0.001	-	-	0.000	0.000	0.000		0.001	-	-			0.040		
4.400	0.000	0.000	0.000		1.35	-	-	0.000	0.000	0.000		1.36	-	-			0.000	0.000	0.000		0.001	-	-	0.000	0.000	0.000		0.002	-	-			0.044		
4.800	0.000	0.000	0.000		0.951	-	-	0.000	0.000	0.000		0.974	-	-			0.000	0.000	0.000		0.001	-	-	0.000	0.000	0.000		0.016	-	-			0.048		
5.200	0.000	0.000	0.000		0.551	-	4	0.000	0.000	0.000		0.626	-	-			0.000	0.000	0.000		0.012	-	-	0.000	0.000	0.000		0.068	-	-			0.052		
5.600	0.000	0.000	0.000		0.168	-	-	0.000	0.000	0.000		0.354	-	55			0.000	0.000	0.000		0.018	-	-	0.000	0.000	0.000		0.195	-	-			0.056		
6.000	0.000	0.000	0.000		0.006	-	-	0.000	0.000	0.000		0.173	-	-			0.000	0.000	0.000		0.256	-	-	0.000	0.000	0.000		0.414	-	-			0.060		
6.400	0.000	0.000	0.000		0.001	-	-	0.000	0.000	0.000		0.072	-	-			0.000	0.000	0.000		0.650	-	-	0.000	0.000	0.000		0.714	-	-			0.064		
6.800	0.000	0.000	0.000		0.001	-	-	0.000	0.000	0.000		0.026	-	-			0.000	0.000	0.000		1.05	-	-	0.000	0.000	0.000		1.07	-	-			0.068		
7.200	0.000	0.000	0.000		0.001	-	-	0.000	0.000	0.000		0.008	-	-			0.000	0.000	0.000		1.45	-	-	0.000	0.000	0.000		1.45	-	-			0.072		
7.600	0.000	0.000	0.000		0.001	-	-	0.000	0.000	0.000		0.002	-	-			0.000	0.000	0.000		1.85	-	-	0.000	0.000	0.000		1.85	-	-			0.076		
8.000	0.000	0.000	0.000		0.001	-	-	0.000	0.000	0.000		0.001	-	-			0.000	0.000	0.000		2.25	-	-	0.000	0.000	0.000		2.25	-	-			0.080		
8.400	0.000	0.000	0.000		0.001	-	-	0.000	0.000	0.000		0.001	-	-			0.000	0.000	0.000		2.65	-	-	0.000	0.000	0.000		2.65	-	-			0.084		
Totals:						0	4							0	55	0	0							0	0							0	1,454	0	0
Number of Trades:						0								0		0								0.00								0		0	

OPAP (CR)

(Contract Size: 100 Securities, Exercise Style: American, Physical Delivery)

Call Options															Put Options																									
November 2023								December 2023								Other Months		November 2023								December 2023								Other Months						
Exercise Price	Open price	Price max	Price min	Last price	Closing price	Volume	Open Interest	Open price	Price max	Price min	Last price	Closing price	Volume	Open Interest	Volume	Open Interest	Open price	Price max	Price min	Last price	Closing price	Volume	Open Interest	Open price	Price max	Price min	Last price	Closing price	Volume	Open Interest	Volume	Open Interest	Exercise Price							
9.200						-	-	0.000	0.000	0.000		5.88	-	-								-	-	0.000	0.000	0.000		0.001	-	-			0.092							
9.600						-	-	0.000	0.000	0.000		5.48	-	-								-	-	0.000	0.000	0.000		0.001	-	-			0.096							
10.000	0.000	0.000	0.000		5.06	-	-	0.000	0.000	0.000		5.08	-	-			0.000	0.000	0.000		0.001	-	-	0.000	0.000	0.000		0.001	-	-			0.100							
11.000	0.000	0.000	0.000		4.06	-	-	0.000	0.000	0.000		4.08	-	-			0.000	0.000	0.000		0.001	-	-	0.000	0.000	0.000		0.001	-	-			0.110							
12.000	0.000	0.000	0.000		3.06	-	-	0.000	0.000	0.000		3.08	-	-			0.000	0.000	0.000		0.002	-	-	0.000	0.000	0.000		0.001	-	-			0.120							
13.000	0.000	0.000	0.000		2.06	-	-	0.000	0.000	0.000		2.08	-	-			0.000	0.000	0.000		0.001	-	-	0.000	0.000	0.000		0.003	-	-			0.130							
14.000	0.000	0.000	0.000		1.06	-	-	0.000	0.000	0.000		1.14	-	-			0.000	0.000	0.000		0.001	-	-	0.000	0.000	0.000		0.058	-	-			0.140							
15.000	0.000	0.000	0.000		0.150	-	-	0.000	0.000	0.000		0.434	-	-			0.000	0.000	0.000		0.089	-	10	0.000	0.000	0.000		0.350	-	-			0.150							
16.000	0.000	0.000	0.000		0.001	-	2	0.000	0.000	0.000		0.100	-	167			0.000	0.000	0.000		0.940	-	-	0.000	0.000	0.000		1.02	-	-			0.160							
17.000	0.000	0.000	0.000		0.001	-	-	0.000	0.000	0.000		0.013	-	-			0.000	0.000	0.000		1.94	-	-	0.000	0.000	0.000		1.94	-	-			0.170							
18.000	0.000	0.000	0.000		0.026	-	-	0.000	0.000	0.000		0.001	-	-			0.000	0.000	0.000		2.94	-	-	0.000	0.000	0.000		2.94	-	-			0.180							
19.000	0.000	0.000	0.000		0.003	-	-	0.000	0.000	0.000		0.001	-	-			0.000	0.000	0.000		3.94	-	-	0.000	0.000	0.000		3.94	-	-			0.190							
20.000	0.000	0.000	0.000		0.001	-	-	0.000	0.000	0.000		0.006	-	-			0.000	0.000	0.000		4.94	-	-	0.000	0.000	0.000		4.94	-	-			0.200							
22.000	0.000	0.000	0.000		0.001	-	-	0.000	0.000	0.000		0.001	-	-			0.000	0.000	0.000		6.94	-	-	0.000	0.000	0.000		6.94	-	-			0.220							
24.000	0.000	0.000	0.000		0.001	-	-	0.000	0.000	0.000		0.001	-	-			0.000	0.000	0.000		8.94	-	-	0.000	0.000	0.000		8.94	-	-			0.240							
Totals:						0	2							0	167	0	0							0	10							0	0	0	0					
Number of Trades:						0							0							0							0							0						

OTE (CR)

(Contract Size: 100 Securities, Exercise Style: American, Physical Delivery)

Call Options																Put Options																				
November 2023								December 2023								Other Months		November 2023								December 2023								Other Months		
Exerise Price	Open price	Price max	Price min	Last price	Closing price	Volume	Open Interest	Open price	Price max	Price min	Last price	Closing price	Volume	Open Interest	Volume	Open Interest	Open price	Price max	Price min	Last price	Closing price	Volume	Open Interest	Open price	Price max	Price min	Last price	Closing price	Volume	Open Interest	Volume	Open Interest	Exerise Price			
9.200	0.000	0.000	0.000		3.60	-	-	0.000	0.000	0.000		3.62	-	-			0.000	0.000	0.000		0.001	-	-	0.000	0.000	0.000		0.001	-	-			0.092			
9.600	0.000	0.000	0.000		3.20	-	-	0.000	0.000	0.000		3.22	-	-			0.000	0.000	0.000		0.001	-	-	0.000	0.000	0.000		0.001	-	-			0.096			
10.000	0.000	0.000	0.000		2.80	-	-	0.000	0.000	0.000		2.82	-	-			0.000	0.000	0.000		0.001	-	-	0.000	0.000	0.000		0.001	-	-			0.100			
11.000	0.000	0.000	0.000		1.80	-	-	0.000	0.000	0.000		1.82	-	-			0.000	0.000	0.000		0.001	-	-	0.000	0.000	0.000		0.002	-	-			0.110			
12.000	0.000	0.000	0.000		0.801	-	-	0.000	0.000	0.000		0.884	-	-			0.000	0.000	0.000		0.007	-	-	0.000	0.000	0.000		0.065	-	-			0.120			
13.000	0.000	0.000	0.000		0.040	-	-	0.272	0.272	0.272	0.272	0.272	5	-			0.000	0.000	0.000		0.239	-	2	0.000	0.000	0.000		0.431	-	-			0.130			
14.000	0.000	0.000	0.000		0.001	-	5	0.000	0.000	0.000		0.034	-	-			0.000	0.000	0.000		1.20	-	-	0.000	0.000	0.000		1.22	-	-			0.140			
15.000	0.000	0.000	0.000		0.008	-	-	0.000	0.000	0.000		0.002	-	5			0.000	0.000	0.000		2.20	-	5	0.000	0.000	0.000		2.20	-	-			0.150			
16.000	0.000	0.000	0.000		0.001	-	-	0.000	0.000	0.000		0.006	-	-			0.000	0.000	0.000		3.20	-	-	0.000	0.000	0.000		3.20	-	-			0.160			
17.000	0.000	0.000	0.000		0.001	-	-	0.000	0.000	0.000		0.002	-	-			0.000	0.000	0.000		4.20	-	-	0.000	0.000	0.000		4.20	-	-			0.170			
18.000	0.000	0.000	0.000		0.001	-	-	0.000	0.000	0.000		0.001	-	-			0.000	0.000	0.000		5.20	-	-	0.000	0.000	0.000		5.20	-	-			0.180			
19.000	0.000	0.000	0.000		0.001	-	-	0.000	0.000	0.000		0.001	-	-			0.000	0.000	0.000		6.20	-	-	0.000	0.000	0.000		6.20	-	-			0.190			
20.000						-	-	0.000	0.000	0.000		0.001	-	-								-	-	0.000	0.000	0.000		7.20	-	-			0.200			
22.000						-	-	0.000	0.000	0.000		0.001	-	-								-	-	0.000	0.000	0.000		9.20	-	-			0.220			
Totals:						0	5						5	5	0	0						0	7					0	0	0	0					
Number of Trades:							0						1		0							0.00					0		0							

PIRAEUS FINANCIAL HOLD (CR)

(Contract Size: 100 Securities, Exercise Style: American, Physical Delivery)

Call Options																Put Options																			
November 2023								December 2023								Other Months		November 2023								December 2023								Other Months	
Exerise Price	Open price	Price max	Price min	Last price	Closing price	Volume	Open Interest	Open price	Price max	Price min	Last price	Closing price	Volume	Open Interest	Volume	Open Interest	Open price	Price max	Price min	Last price	Closing price	Volume	Open Interest	Open price	Price max	Price min	Last price	Closing price	Volume	Open Interest	Volume	Open Interest	Exerise Price		
0.950						-	-	0.000	0.000	0.000		2.11	-	-								-	-	0.000	0.000	0.000		0.001	-	-			0.010		
1.000						-	-	0.000	0.000	0.000		2.06	-	-								-	-	0.000	0.000	0.000		0.001	-	-			0.010		
1.100						-	-	0.000	0.000	0.000		1.96	-	-								-	-	0.000	0.000	0.000		0.001	-	-			0.011		
1.200						-	-	0.000	0.000	0.000		1.86	-	-								-	-	0.000	0.000	0.000		0.001	-	-			0.012		
1.300						-	-	0.000	0.000	0.000		1.76	-	-								-	-	0.000	0.000	0.000		0.001	-	-			0.013		
1.400						-	-	0.000	0.000	0.000		1.66	-	-								-	-	0.000	0.000	0.000		0.001	-	-			0.014		
1.500						-	-	0.000	0.000	0.000		1.56	-	-								-	-	0.000	0.000	0.000		0.001	-	-			0.015		
1.600						-	-	0.000	0.000	0.000		1.46	-	-								-	-	0.000	0.000	0.000		0.001	-	-			0.016		
1.700						-	-	0.000	0.000	0.000		1.36	-	-								-	-	0.000	0.000	0.000		0.001	-	-			0.017		
1.800	0.000	0.000	0.000		1.26	-	-	0.000	0.000	0.000		1.26	-	-			0.000	0.000	0.000		0.001	-	-	0.000	0.000	0.000		0.001	-	-			0.018		
1.900	0.000	0.000	0.000		1.16	-	-	0.000	0.000	0.000		1.16	-	-			0.000	0.000	0.000		0.001	-	-	0.000	0.000	0.000		0.001	-	-			0.019		
2.000	0.000	0.000	0.000		1.06	-	-	0.000	0.000	0.000		1.06	-	-			0.000	0.000	0.000		0.002	-	-	0.000	0.000	0.000		0.001	-	-			0.020		
2.200	0.000	0.000	0.000		0.860	-	-	0.000	0.000	0.000		0.864	-	-			0.000	0.000	0.000		0.001	-	-	0.000	0.000	0.000		0.002	-	-			0.022		
2.400	0.000	0.000	0.000		0.660	-	-	0.000	0.000	0.000		0.666	-	-			0.000	0.000	0.000		0.002	-	-	0.000	0.000	0.000		0.002	-	-			0.024		
2.600	0.000	0.000	0.000		0.460	-	-	0.000	0.000	0.000		0.478	-	-			0.000	0.000	0.000		0.004	-	-	0.000	0.000	0.000		0.014	-	-			0.026		
2.800	0.000	0.000	0.000		0.261	-	-	0.000	0.000	0.000		0.312	-	-			0.000	0.000	0.000		0.003	-	-	0.000	0.000	0.000		0.047	-	-			0.028		
3.000	0.000	0.000	0.000		0.084	-	-	0.000	0.000	0.000		0.182	-	-			0.000	0.000	0.000		0.023	-	-	0.000	0.000	0.000		0.117	-	-			0.030		
3.200	0.000	0.000	0.000		0.008	-	-	0.000	0.000	0.000		0.094	-	-			0.000	0.000	0.000		0.147	-	-	0.000	0.000	0.000		0.229	-	-			0.032		
3.400	0.000	0.000	0.000		0.001	-	-	0.000	0.000	0.000		0.042	-	-			0.000	0.000	0.000		0.340	-	-	0.000	0.000	0.000		0.378	-	-			0.034		
3.600	0.000	0.000	0.000		0.001	-	-	0.000	0.000	0.000		0.017	-	-			0.000	0.000	0.000		0.540	-	-	0.000	0.000	0.000		0.553	-	-			0.036		
3.800	0.000	0.000	0.000		0.001	-	-	0.000	0.000	0.000		0.006	-	-			0.000	0.000	0.000		0.740	-	-	0.000	0.000	0.000		0.743	-	-			0.038		
4.000	0.000	0.000	0.000		0.001	-	-	0.000	0.000	0.000		0.002	-	-			0.000	0.000	0.000		0.940	-	-	0.000	0.000	0.000		0.940	-	-			0.040		
4.400	0.000	0.000	0.000		0.001	-	-	0.000	0.000	0.000		0.001	-	-			0.000	0.000	0.000		1.34	-	-	0.000	0.000	0.000		1.34	-	-			0.044		
4.800	0.000	0.000	0.000		0.001	-	-	0.000	0.000	0.000		0.001	-	-			0.000	0.000	0.000		1.74	-	-	0.000	0.000	0.000		1.74	-	-			0.048		
5.200						-	-	0.000	0.000	0.000		0.001	-	-								-	-	0.000	0.000	0.000		2.14	-	-			0.052		
Totals:						0	0							0	0	0	0							0	0							0	0		
Number of Trades:						0								0		0								0.00								0	0		

PPC (CR)

(Contract Size: 100 Securities, Exercise Style: American, Physical Delivery)

Call Options																Put Options																				
November 2023								December 2023								Other Months		November 2023								December 2023								Other Months		
Exercise Price	Open price	Price max	Price min	Last price	Closing price	Volume	Open Interest	Open price	Price max	Price min	Last price	Closing price	Volume	Open Interest	Volume	Open Interest	Open price	Price max	Price min	Last price	Closing price	Volume	Open Interest	Open price	Price max	Price min	Last price	Closing price	Volume	Open Interest	Volume	Open Interest	Exercise Price			
4.400						-	-	0.000	0.000	0.000		5.97	-	-								-	-	0.000	0.000	0.000		0.001	-	-			0.044			
4.800						-	-	0.000	0.000	0.000		5.57	-	-								-	-	0.000	0.000	0.000		0.001	-	-			0.048			
5.200						-	-	0.000	0.000	0.000		5.17	-	-								-	-	0.000	0.000	0.000		0.001	-	-			0.052			
5.600						-	-	0.000	0.000	0.000		4.77	-	-								-	-	0.000	0.000	0.000		0.001	-	-			0.056			
6.000						-	-	0.000	0.000	0.000		4.37	-	-								-	-	0.000	0.000	0.000		0.001	-	-			0.060			
6.400						-	-	0.000	0.000	0.000		3.97	-	-								-	-	0.000	0.000	0.000		0.001	-	-			0.064			
6.800	0.000	0.000	0.000		3.56	-	-	0.000	0.000	0.000		3.57	-	-			0.000	0.000	0.000		0.001	-	-	0.000	0.000	0.000		0.001	-	-			0.068			
7.200	0.000	0.000	0.000		3.16	-	-	0.000	0.000	0.000		3.17	-	-			0.000	0.000	0.000		0.001	-	-	0.000	0.000	0.000		0.001	-	-			0.072			
7.600	0.000	0.000	0.000		2.76	-	-	0.000	0.000	0.000		2.77	-	-			0.000	0.000	0.000		0.001	-	-	0.000	0.000	0.000		0.001	-	-			0.076			
8.000	0.000	0.000	0.000		2.36	-	-	0.000	0.000	0.000		2.38	-	-			0.000	0.000	0.000		0.001	-	-	0.000	0.000	0.000		0.002	-	-			0.080			
8.400	0.000	0.000	0.000		1.96	-	-	0.000	0.000	0.000		1.98	-	-			0.000	0.000	0.000		0.002	-	-	0.000	0.000	0.000		0.007	-	-			0.084			
8.800	0.000	0.000	0.000		1.56	-	-	0.000	0.000	0.000		1.60	-	-			0.000	0.000	0.000		0.001	-	20	0.000	0.000	0.000		0.024	-	-			0.088			
9.200	0.000	0.000	0.000		1.16	-	-	0.000	0.000	0.000		1.24	-	-			0.000	0.000	0.000		0.001	-	25	0.000	0.000	0.000		0.061	-	-			0.092			
9.600	0.000	0.000	0.000		0.761	-	2	0.000	0.000	0.000		0.914	-	4			0.000	0.000	0.000		0.006	-	-	0.000	0.000	0.000		0.138	-	-			0.096			
10.000	0.000	0.000	0.000		0.373	-	10	0.000	0.000	0.000		0.638	-	3			0.000	0.000	0.000		0.012	-	-	0.000	0.000	0.000		0.262	-	-			0.100			
11.000	0.000	0.000	0.000		0.001	-	-	0.000	0.000	0.000		0.199	-	2			0.000	0.000	0.000		0.641	-	-	0.000	0.000	0.000		0.823	-	-			0.110			
12.000	0.000	0.000	0.000		0.001	-	-	0.000	0.000	0.000		0.042	-	-			0.000	0.000	0.000		1.64	-	-	0.000	0.000	0.000		1.67	-	-			0.120			
13.000	0.000	0.000	0.000		0.001	-	-	0.000	0.000	0.000		0.006	-	-			0.000	0.000	0.000		2.64	-	-	0.000	0.000	0.000		2.64	-	-			0.130			
14.000	0.000	0.000	0.000		0.001	-	-	0.000	0.000	0.000		0.001	-	-			0.000	0.000	0.000		3.64	-	-	0.000	0.000	0.000		3.64	-	-			0.140			
15.000	0.000	0.000	0.000		0.001	-	-	0.000	0.000	0.000		0.001	-	-			0.000	0.000	0.000		4.64	-	-	0.000	0.000	0.000		4.64	-	-			0.150			
16.000						-	-	0.000	0.000	0.000		0.001	-	-								-	-	0.000	0.000	0.000		5.64	-	-			0.160			
Totals:						0	12						0	9	0	0						0	45					0	0	0	0					
Number of Trades:							0						0		0							0.00					0		0							

Lending Products	Underlying Title	Multilateral Transactions[1]					Bilateral Transactions[2]		Stock Borrowing through OTC (volume)[3]
		Open Interest[5]	Volume(Offered)	Average Weighted	Transactions volume	Average Weighted	Transactions Volume	Average Weighted	Transactions Volume
ADMIEBOR	ADMIE (IPTO) HOLDING S.A. (CR)	1,000	---	---	---	---	---	---	188,669
AEGNBOR	AEGEAN AIRLINES (CR)	---	---	---	---	---	---	---	172,861
ALPHABOR	ALPHA SERVICES HOLD (CR)	23,070	---	---	---	---	---	---	57,279,561
OTOELBOR	AUTOHELLAS SA (CR)	1,500	---	---	---	---	---	---	115,189
AVAXBOR	AVAX S.A. (CR)	---	---	---	---	---	---	---	---
EEEBOR	CC HBC AG (CR)	9,058	---	---	---	---	---	---	47,768
CENERBOR	CENERGY HOLDINGS (CB)	922	---	---	---	---	---	---	116,494
ELLAKTORBOR	ELLAKTOR (CR)	12,681	---	---	---	---	---	---	28,657
ELHABOR	ELVALHALCOR (CR)	1,278	---	---	---	---	---	---	64,887
EUROBBOR	EUROBANK HOLDINGS (CR)	15,000	---	---	4,899	4.88%	---	---	34,120,033
EYDAPBOR	EYDAP S.A. (CR)	845	---	---	---	---	---	---	231,462
FFGRPBOR	FOLLI FOLLIE (CR)	---	---	---	---	---	---	---	886,279
FOYRKBOR	FOURLIS (CR)	230	---	---	---	---	---	---	12,125
GEKTERNABOR	GEK TERNA (CR)	---	---	---	---	---	---	---	3,698
SARBOR	GR. SARANTIS S.A. (CR)	1,949	---	---	---	---	---	---	16,502
EXAEBOR	HELLENIC EXCHANGES-A.S.E. (CR)	4,200	---	---	---	---	---	---	167,047
ELPEBOR	HELLENIQ ENERGY (CR)	400	---	---	---	---	---	---	248,270
INTRKBOR	INTRACOM HOLDINGS (CR)	---	---	---	---	---	---	---	---
INKATBOR	INTRAKAT (CR)	---	---	---	---	---	---	---	---
BELABOR	JUMBO SA (CR)	2,575	---	---	---	---	---	---	196,303
LAMDABOR	LAMDA DEVELOPMENT SA (CR)	400	---	---	---	---	---	---	462,769
MIGBOR	MIG (CR)	1,921	---	---	---	---	---	---	40,179
MOHBOR	MOTOR OIL (CR)	24,301	---	---	---	---	---	---	439,352
MYTILBOR	MYTILINEOS (CR)	2,761	---	---	1,000	4.88%	---	---	155,809
ETEBOR	NATIONAL BANK (CR)	10,000	---	---	15,000	5.80%	---	---	22,572,466
OPAPBOR	OPAP (CR)	4,400	---	---	---	---	---	---	1,589,791
OPTIMABOR	OPTIMA BANK (CR)	---	---	---	---	---	---	---	---
HTOBOR	OTE (CR)	1,750	---	---	---	---	---	---	1,499,874
PPABOR	P.P.A. S.A. (CR)	500	---	---	---	---	---	---	72,791
TPEIRBOR	PIRAEUS FINANCIAL HOLD (CR)	5,000	---	---	---	---	---	---	1,283,277
PPCBOR	PPC (CR)	2,000	---	---	---	---	---	---	1,278,881

Stock Lending Notes

[1] - Multilateral contracts Lending or Borrowing as per Methods 8-1, 8-2 and 8-3-3 (According to ATHEX BoD Resolution No.17)

[2] - Billateral Contracts Lending or Borrowing as per Methods 8-3-1 and 8-3-2 (According to ATHEX BoD Resolution No.20 )

[3] - The information concerning OTC Stock Borrowing Transactions is based on the statements of the Dematerialised Securities System (DSS) operators involved and refers to volumes that have been registered up until the previous working day.

[4] - Average Price (Volume weighted)

[5] - The Data concerning Open Interest before the start of trading session

Lending Products	Underlying Title	Multilateral Transactions[1]					Bilateral Transactions[2]		Stock Borrowing through OTC (volume)[3]
		Open Interest[5]	Volume(Offered)	Average Weighted	Transactions volume	Average Weighted	Transactions Volume	Average Weighted	Transactions Volume
QUALBOR	QUALITY & RELIABILITY SA (CR)	---	---	---	---	---	---	---	---
QUESTBOR	QUEST HOLDINGS (CR)	391	---	---	---	---	---	---	61,964
TENERGYBOR	TERNA ENERGY (CR)	---	---	---	---	---	---	---	285,516
TITCBOR	TITAN CEMENT (CB)	2,368	---	---	---	---	---	---	230,420
VIOBOR	VIOHALCO SA/NV (CB)	1,060	---	---	---	---	---	---	---

Stock Lending Notes

[1] - Multilateral contracts Lending or Borrowing as per Methods 8-1, 8-2 and 8-3-3 (According to ATHEX BoD Resolution No.17)

[2] - Bilateral Contracts Lending or Borrowing as per Methods 8-3-1 and 8-3-2 (According to ATHEX BoD Resolution No.20 )

[3] - The information concerning OTC Stock Borrowing Transactions is based on the statements of the Dematerialised Securities System (DSS) operators involved and refers to volumes that have been registered up until the previous working day.

[4] - Average Price (Volume weighted)

[5] - The Data concerning Open Interest before the start of trading session

## Sectors codification for listed companies

12003 -	ETF	10101010	Computer Services
10101015	Software	10102030	Computer Hardware
15101010	Telecommunications Equipment	15102015	Telecommunications Services
20101010	Health Care Facilities	20101025	Health Care Services
20102010	Medical Equipment	20103015	Pharmaceuticals
30101010	Banks	30202000	Diversified Financial Services
30202010	Asset Managers & Custodians	30202015	Investment Services
30204000	Closed End Investments	30302010	Full Line Insurance
30302015	Insurance Brokers	30302025	Property and Casualty Insurance
35101010	Real Estate Holding and Development	35101015	Real Estate Services
35102000	Diversified REITs	35102030	Office REITs
35102045	Retail REITs.	40201040	Rental & Leasing Services: Consumer
40202010	Home Construction	40202015	Household Furnishings
40202020	Household Appliance	40203040	Electronic Entertainment
40204020	Clothing & Accessories	40301010	Entertainment
40301030	Publishing	40301035	Radio & TV Broadcasters
40401010	Diversified Retailers	40401020	Apparel Retailers
40401025	Home Improvement Retailers	40401030	Specialty Retailers
40501010	Airlines	40501015	Travel & Tourism
40501020	Casinos & Gambling	40501025	Hotels & Motels
45101015	Distillers & Vintners	45101020	Soft Drinks
45102010	Farming Fishing Ranching & Plantations	45102020	Food Products
45103010	Tobacco	45201010	Food Retailers & Wholesalers
45201020	Personal Products	50101010	Construction
50101020	Building Roof/Wallboard and Plumbing	50101030	Cement
50101035	Building Materials: Other	50202010	Electrical Components
50203000	Diversified Industrials	50203015	Plastics
50203030	Containers & Packaging	50204000	Machinery: Industrial
50204020	Machinery: Construction & Handling	50205010	Industrial Suppliers
50205020	Back Office Support HR & Consulting	50205030	Forms & Bulk Printing Services
50206015	Commercial Vehicles & Parts	50206030	Marine Transportation
50206060	Transportation Services	55101000	Diversified Materials
55101020	Textile Products	55102000	General Mining
55102010	Iron & Steel	55102015	Metal Fabricating
55102035	Aluminum	60101020	Oil Refining and Marketing
65101010	Alternative Electricity	65101015	Conventional Electricity
65102030	Water		



**ATHEX**  
*Athens Stock Exchange*

Λεωφ. Αθηνών 110 104 42 Αθήνα  
110, Athinon Ave. GR 104 42 Athens  
tel. (+30)210-33.66.800, fax (+30)210-33.66.101  
[www.athexgroup.gr](http://www.athexgroup.gr)