

23

Ημερήσιο Δελτίο  
Συναλλακτικής Δραστηριότητας

Daily Official List  
of Trading Activity

Monday, 20 November, 2023

Year: 144 Trading Day No: 222



**ATHEXGROUP**  
Athens Exchange Group

**Disclaimer:**

Hellenic Exchanges-Athens Stock Exchange S.A. endeavours to ensure that the data and other material ("Information") presented on the Daily Official List are accurate and complete, but it is not liable for any errors or omissions of data or /and for the accuracy, credibility, updating and completeness of the aforesaid information nor it has any liability arising directly or indirectly from the use of the above Information.

The Company is not liable for the accuracy of the data included in listed companies' announcements. Only the sender of such an announcement is fully and solely liable for any infringement of third party's rights from the content of such announcement. All contents of the Daily Official List are provided only for information purposes and do not constitute investment advice or solicitation to invest in securities or other products listed for trading on the Exchange.

You acknowledge and agree that the Company is the owner of any property rights related to any Information appearing on the Daily Official List including intellectual property rights copyright, trademarks, etc.

The above data are a property of the Hellenic Exchanges-Athens Exchange and are copyright protected. Users are forbidden to reproduce, modify, copy, sale, transmit or redistribute, by all reproduction means and methods, part or the whole of the above data, without reference to their source.

The commercial exploitation of these data is, also, forbidden by third parties. Hellenic Exchanges-Athens Exchange does not carry any responsibility, direct or indirect, derived from usage or accidental alteration of the above data when used by third parties.

---

**Hellenic Exchanges – Athens Stock Exchange S.A.**

110 Athinon Ave., 10442 Athens, Tel: (210) 33.66.800, Fax: (210) 32.13.938

[www.athexgroup.gr](http://www.athexgroup.gr)

---

**Thessalonica Stock Exchange Center (T.S.E.C)**

16-18 Katouni Str., Thessalonica 546 25 Tel: (2310) 567.667, Fax: (2310) 530.545

**Athex Members Guarantee Fund**

14-16 Fidiou Str., Athens 106 78, Tel: (210) 33.04.682, Fax: (210) 33.04.155

**Hellenic Republic Capital Market Commission**

1 Kolokotroni Str. & 1 Stadiou Str., Athens 10562 Tel: (210) 33.77.100 Fax: (210) 33.77.173

---

**Table of Contents**

---

**Section 1: Statistical Figures of Securities, Derivatives and Lending**

Summary of Markets

Athex Indices

Analytic Figures for Athex Market's Boards and Categories

Trading Details by Athex Sectors and Financial Instruments (ETFs)

Top 10 best &amp; worst performing Shares

Derivatives Summary

**Section 2: Analytic Figures of Shares Transactions**

Analytic Figures of Shares Transactions

Shares' Notes

**Section 3: Figures of Securities Transactions**

Securities Blocks Details

Shares Rights Details

Stock Borrowing

Forced Sales Details

Forced Sales Registered Shares

Exchange Traded Funds (ETFs) Characteristics

**Section 5: Bonds traded in Fixed Income Assets Market**

Convertible Corporate Bonds - Regulated Market

Non Convertible Corporate Bonds - Regulated Market

Government Bonds

Treasury Bills &amp; Zero Coupon Government Bonds

Government Bonds Traded with the Open Outcry Method

State Banks Bonds

**Section 6: Additional Infos**

Athex &amp; ATHEXClear Members List

List of Stocks under Market Making operations

**Section 7: Derivatives Market Analytic Figures**

Index Futures

Stock Futures

Index Options

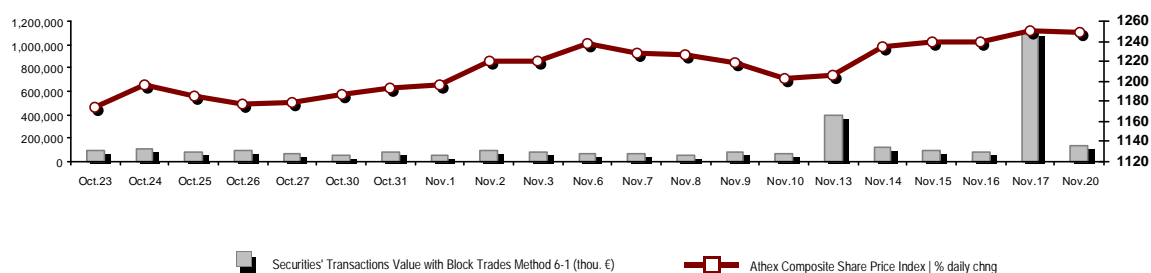
Stock Options

Stock Lending Analytic Figures

**Appendix A: Sectors codification for listed companies**

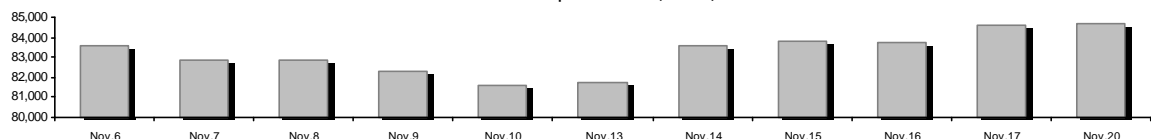
## Summary of Markets

Athex Composite Share Price Index vs Shares and Derivatives Transactions Value

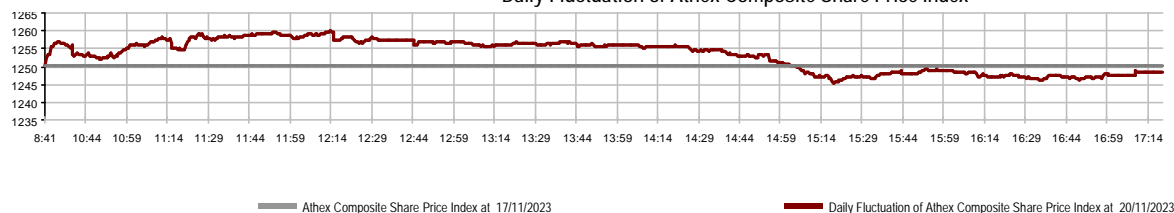


Athex Capitalisation (mill. €) **:	84,661.88	Derivatives Total Open Interest	478,833
Daily change: mill. €   %	23.70 0.03%	in Index Futures   % daily chng	5,599 4.46%
Yearly Avg Capitalisation: mill. €   % chng prev year Avg	79,632.80 26.28%	in Stock Futures   % daily chng	469,439 -1.43%
Athex Composite Share Price Index   % daily chng	1,248.63 -0.14%	in Index Options   % daily chng	2,086 -0.95%
Athex Composite Share Price Index Capitalisation (mill. €)	76,482.68	in Stock Options   % daily chng	1,709 -3.99%
Daily change (mill. €)	-56.03		
Securities' Transactions Value with Block Trades Method 6-1 (t	137,671.75	Derivatives Contracts Volume:	36,259
Daily change: %	-968,802.31 -87.56%	Daily change: pieces   %	-48,228 -57.08%
YtD Avg Trans. Value: thou. €   % chng prev year Avg	108,777.78 50.56%	YtD Avg Derivatives Contracts % chng prev year Avg	44,027 28.17%
Blocks Transactions Value of Method 6-1 (thou. €)	14,919.17	Derivatives Trades Number:	2,809
Blocks Transactions Value of Method 6-2 & 6-3 (thou. €)	0.00	Daily change: number   %	-1,765 -38.59%
Bonds Transactions Value (thou.€)	478.23	YtD Avg Trades number % chng prev year Avg	2,350 14.41%
Securities' Transactions Volume with Block Trades Method 6-1 (tho	29,545.25	Lending Total Open Interest	235,838
Daily change: thou. pieces   %	-189,820.50 -86.53%	Daily change: pieces   %	84,806 56.15%
YtD Avg Volume: % chng prev year Avg	34,523.74 21.78%	Lending Volume (Multilateral/Bilateral)	982,839
Blocks Transactions Volume of Method 6-1 (thou. Pieces)	2,338.81	Daily change: pieces   %	898,033
Blocks Transactions Volume of Method 6-2 & 6-3 (thou. Pieces)	0.00	Multilateral Lending	23,524
Bonds Transactions Volume	505,000	Bilateral Lending	959,315
Securities' Trades Number with Block Trades Method 6-1	44,948	Lending Trades Number:	33
Daily change: number   %	-21,373 -32.23%	Daily change: %	17
YtD Avg Trades number % chng prev year Avg	36,316 23.45%	Multilateral Lending Trades Number	24
Number of Blocks Method 6-1	18	Bilateral Lending Trades Number	9
Number of Blocks Method 6-2 & 6-3	0		
Number of Bonds Transactions	166		

Athex Capitalisation (mill. €) \*\*



Daily Fluctuation of Athex Composite Share Price Index



## Athex Indices

Index name	20/11/2023	17/11/2023	pts.	%	Min	Max	Year min	Year max	Year change
Athex Composite Share Price Index	1,248.63 $\text{€}$	1,250.44	-1.81	-0.14%	1,245.38	1,260.00	929.79	1,351.68	34.29% #
Athex ESG Index	1,429.24 $\text{€}$	1,429.93	-0.69	-0.05%	1,423.79	1,441.93	1,057.52	1,541.00	35.13% #
FTSE/Athex Large Cap	3,045.36 $\text{€}$	3,048.64	-3.28	-0.11%	3,033.68	3,074.69	2,250.77	3,280.71	35.26% #
FTSE/Athex Mid Cap Index	2,074.34 #	2,067.12	7.22	0.35%	2,059.33	2,083.65	1,411.43	2,224.46	46.97% #
FTSE/ATHEX High Dividend Yield Index	3,724.07 #	3,718.01	6.06	0.16%	3,710.69	3,743.30	3,028.28	4,088.01	22.98% #
FTSE/ATHEX Global Traders Index Plus	3,783.99 #	3,781.45	2.54	0.07%	3,774.76	3,808.88	2,616.09	4,115.43	44.64% #
FTSE/ATHEX Mid & Small Cap Factor-Weighted Ind	5,349.64 #	5,343.85	5.79	0.11%	5,326.52	5,358.57	4,353.12	5,946.34	21.70% #
ATHEX Select Index Plus	4,412.48 $\text{€}$	4,420.28	-7.80	-0.18%	4,401.61	4,442.60	3,071.06	4,762.60	43.68% #
ATHEX Select Index	6,384.15 $\text{€}$	6,403.72	-19.57	-0.31%	6,340.83	6,439.86	4,343.88	7,125.71	46.97% #
FTSE/Athex Market Index	723.79 $\text{€}$	724.57	-0.78	-0.11%	721.24	730.57	539.21	780.89	34.20% #
Athex Composite Index Total Return Index	2,265.64 $\text{€}$	2,268.93	-3.29	-0.15%	2,259.75	2,286.27	1,641.17	2,440.14	38.05% #
FTSE/Athex Large Cap Total Return	5,014.47 $\text{€}$	5,019.87	-5.40	-0.11%			3,623.42	5,338.50	39.25% #
FTSE/Athex Mid Cap Total Return	2,791.76 #	2,782.04	9.72	0.35%			1,881.61	2,956.50	50.28% #
Hellenic Mid & Small Cap Index	1,856.24 #	1,851.68	4.56	0.25%	1,848.28	1,866.04	1,365.14	2,011.62	35.97% #
FTSE/Athex Banks	1,055.64 $\text{€}$	1,059.82	-4.18	-0.39%	1,045.84	1,069.68	640.09	1,117.78	64.80% #
FTSE/Athex Financial Services	1,297.13 $\text{€}$	1,299.60	-2.47	-0.19%	1,269.95	1,319.36	672.72	1,514.55	89.25% #
FTSE/Athex Industrial Goods & Services	7,954.51 #	7,809.59	144.92	1.86%	7,722.38	7,955.17	4,603.86	8,651.06	71.49% #
FTSE/Athex Retail	1,174.77 #	1,163.24	11.53	0.99%	1,150.93	1,175.48	901.21	1,375.58	30.35% #
FTSE/ATHEX Real Estate	4,340.32 $\text{€}$	4,398.82	-58.50	-1.33%	4,339.95	4,464.20	3,750.22	4,816.41	6.56% #
FTSE/Athex Consumer Goods & Services	14,706.46 $\text{€}$	14,815.88	-109.42	-0.74%	14,697.72	15,013.04	8,974.47	16,184.74	60.59% #
FTSE/Athex Food & Beverage	9,029.84 $\text{€}$	9,096.02	-66.18	-0.73%	9,022.06	9,169.91	8,101.49	11,188.59	6.66% #
FTSE/Athex Basic Resources	8,443.88 #	8,255.44	188.44	2.28%	8,234.88	8,443.88	6,463.31	10,590.89	30.12% #
FTSE/Athex Construction & Materials	4,625.35 $\text{€}$	4,637.07	-11.72	-0.25%	4,600.56	4,654.33	3,204.90	4,808.27	44.32% #
FTSE/Athex Energy	5,162.22 #	5,156.74	5.48	0.11%	5,151.60	5,249.05	4,689.99	5,856.79	2.63% #
FTSE/Athex Travel & Leisure	2,693.59 $\text{€}$	2,720.46	-26.87	-0.99%	2,693.59	2,748.32	2,196.17	3,051.18	21.48% #
FTSE/Athex Technology	2,976.37 $\text{€}$	3,006.20	-29.83	-0.99%	2,952.61	3,017.02	2,047.81	3,153.87	44.89% #
FTSE/Athex Telecommunications	3,591.89 #	3,539.40	52.49	1.48%	3,539.40	3,602.76	3,511.53	4,415.99	-11.78% $\text{€}$
FTSE/Athex Utilities	5,486.93 $\text{€}$	5,488.38	-1.45	-0.03%	5,480.78	5,560.85	4,598.77	6,190.27	19.31% #
FTSE/Athex Health Care	447.77 $\text{€}$	450.58	-2.81	-0.62%	446.26	456.80	380.60	504.88	6.89% #
FTSE/Athex Personal Products	8,314.51 $\text{€}$	8,421.56	-107.05	-1.27%	8,305.15	8,477.75	6,441.87	8,477.75	25.86% #
Athex All Share Index	292.34 #	292.26	0.08	0.03%	292.34	292.34	231.11	314.56	26.97% #
MSCI GREECE REBASED	4,897.62 $\text{€}$	4,898.13	-0.51	-0.01%	4,873.53	4,943.41	4,125.04	5,209.29	--- -
Hellenic Corporate Bond Index	126.44 $\text{€}$	126.45	-0.01	-0.01%			118.78	126.47	6.26% #
Hellenic Corporate Bond Price Index	88.75 $\text{€}$	88.77	-0.02	-0.02%			85.96	88.80	2.93% #

Note 1: FTSE/Med 100, Hellenic Corporate Bond Price Index and Hellenic Corporate Bond Index closing prices refer to the previous trading day of 16/11/2023.

Note 2: The Hellenic Mid & Small Cap Index is a Customized index calculated by the Athens Exchange.

## Analytic Figures for Athex Market's Boards and Categories

	Total Traded Securities	Main Market	Surveillance	Exchange Traded Funds (ETFs)
Totals	129	117	11	1
Gain / Lose / Same:	46 / 55 / 28	43 / 52 / 22	3 / 2 / 6	0 / 1 / 0
Athex Capitalisation (mill. €) **	84,661.88	84,493.10	168.79	
Daily Average Trans/ons Value(thou.€)	108,777.78	108,479.94	265.67	72.71
Transactions Value	137,671.75	137,188.42	281.00	202.33
Main Board:	122,727.69	122,244.36	281.00	202.33
Blocks Board 6_2_3:	14,919.17	14,919.17	0.00	0.00
Forced Sales Board:	24.90	24.90	0.00	0.00
Special Terms Board:	0.00	0.00	0.00	0.00
Daily Average Transactions Volume	34,523,745	33,445,749	1,081,138	2,516
Transactions Volume	29,545,253	28,154,468	1,384,187	6,598
Main Board:	27,201,314	25,810,529	1,384,187	6,598
Blocks Board 6_2_3:	2,338,806	2,338,806	0	0
Forced Sales Board:	5,133	5,133	0	0
Special Terms Board:	0	0	0	0
Daily Average Number of Trades	36,316	36,100	212	4
Number of Trades	44,948	44,762	172	14
Main Board:	44,909	44,723	172	14
Blocks Board 6_2_3:	18	18	0	0
Forced Sales Board:	21	21	0	0
Special Terms Board:	0	0	0	0

## Trading Details by Athex Sectors and Financial Instruments (ETFs)

Code	Sectors	Gain / Lose / Same	Number of Trades	Transactions Volume	Transactions Value	% of Total Trans. Value
3010	- Banks	3 / 4 / 0	19,685	19,762,406	79,339,035.10	57.63%
5510	- Basic Resources	10 / 3 / 3	1,612	493,675	1,683,101.00	1.22%
5010	- Construction & Materials	2 / 9 / 4	2,181	819,496	2,840,162.10	2.06%
4020	- Consumer Products & Services	3 / 4 / 0	313	92,594	196,315.11	0.14%
6010	- Energy	1 / 2 / 1	1,748	186,586	2,438,937.07	1.77%
12000	- Financial Instruments	0 / 1 / 0	14	6,598	202,328.32	0.15%
3020	- Financial Services	1 / 2 / 2	893	167,036	827,158.21	0.60%
4510	- Food Beverage & Tobacco	2 / 2 / 4	291	39,987	481,230.95	0.35%
2010	- Health Care	1 / 2 / 0	149	112,297	89,091.31	0.06%
5020	- Industrial Goods & Services	6 / 7 / 4	3,283	962,306	10,027,882.40	7.28%
3030	- Insurance	1 / 0 / 0	31	4,920	19,633.34	0.01%
4030	- Media	0 / 1 / 0	2	1,900	953.80	0.00%
4520	- Personal Care, Drug & Grocery Stores	0 / 3 / 0	175	23,528	113,634.69	0.08%
3510	- Real Estate	3 / 5 / 3	1,438	494,538	1,463,455.28	1.06%
4040	- Retail	2 / 1 / 3	1,688	273,118	4,177,811.29	3.03%
1010	- Technology	5 / 4 / 1	1,621	644,841	2,210,764.55	1.61%
1510	- Telecommunications	1 / 1 / 0	2,873	1,154,282	14,714,341.86	10.69%
4050	- Travel & Leisure	2 / 3 / 2	3,792	3,278,610	11,051,761.95	8.03%
6510	- Utilities	3 / 1 / 1	3,159	1,026,535	5,794,150.40	4.21%

## Top 10 best &amp; worst performing Shares

Main Market					
With positive Price change	Closing price	change	With negative Price change	Closing price	change
MIG (CR)	4.85	16.59% #	INTRACOM HOLDINGS (CR)	2.4	-3.23% €
KEKROPS SA (CR)	1.95	12.39% #	PIRAEUS FINANCIAL HOLD (CR)	3.046	-2.99% €
VARVERIS - MODA BAGNO SA (CR)	1.55	6.90% #	KLOUKINAS - LAPPAS SA (CR)	1.15	-2.95% €
BANK OF GREECE (CR)	15.2	6.67% #	ALUMIL (CR)	2.58	-2.64% €
P.P.A. S.A. (CR)	22.25	4.21% #	HELLENIQ ENERGY (CR)	7.72	-2.28% €
TECHNICAL OLYMPIC SA (CR)	2.56	4.06% #	UNIBIOS (CR)	1.105	-2.21% €
ATTICA BANK S.A. (CR)	11.92	3.65% #	ELINOIL S.A. (CR)	2.32	-2.11% €
VIOHALCO SA/NV (CB)	5.64	3.11% #	IDEAL HOLDINGS (CR)	6.08	-2.09% €
INTERLIFE G.C.I.(CR)	4.08	3.03% #	LAMDA DEVELOPMENT SA (CR)	6.57	-1.94% €
THESSALONIKA WATER & SEWERAGE	3.14	2.95% #	DOMIKI KRITIS SA (CR)	3.32	-1.78% €
With the highest Transactions Value	Value (thou. €)	change	With the highest Transactions Volume	Volume	change
NATIONAL BANK (CR)	58,804.22	1.96% #	NATIONAL BANK (CR)	9,474,448	1.96% #
OTE (CR)	14,693.36	1.50% #	ALPHA SERVICES HOLD (CR)	4,679,966	-0.07% €
MYTILINEOS (CR)	8,948.56	1.86% #	EUROBANK HOLDINGS (CR)	2,900,619	-1.20% €
PIRAEUS FINANCIAL HOLD (CR)	8,358.76	-2.99% €	PIRAEUS FINANCIAL HOLD (CR)	2,673,673	-2.99% €
OPAP (CR)	8,291.97	-0.88% €	INTRALOT (CR)	1,852,332	1.75% #
ALPHA SERVICES HOLD (CR)	7,058.57	-0.07% €	OTE (CR)	1,151,144	1.50% #
EUROBANK HOLDINGS (CR)	4,790.97	-1.20% €	ADMIE (IPTO) HOLDING S.A. (CR)	610,476	2.44% #
JUMBO SA (CR)	3,688.31	-0.83% €	OPAP (CR)	561,746	-0.88% €
PPC (CR)	2,522.89	-0.88% €	INTRACOM HOLDINGS (CR)	468,786	-3.23% €
INTRALOT (CR)	1,716.33	1.75% #	MYTILINEOS (CR)	257,544	1.86% #

Note: Stocks that are not included in the "Under Supervision" category, and the transactions value is more than 10,000 €.

## Derivatives Summary

	Number of Trades	Volume	Open Interest
<b>Index Futures</b>	<b>207</b>	<b>980</b>	<b>5,599</b>
FTSE/Athex Banks	6	52	1,916
FTSE/Athex Large Cap	201	928	3,580
MSCI GREECE REBASED	0	0	103
<b>Stock Futures</b>	<b>2,586</b>	<b>35,155</b>	<b>469,439</b>
ADMIE (IPTO) HOLDING S.A. (CR)	118	766	24,739
AEGEAN AIRLINES (CR)	59	205	5,628
ALPHA SERVICES HOLD (CR)	204	7,347	194,429
AUTOHELLAS SA (CR)	4	9	193
AVAX S.A. (CR)	0	0	1,285
CC HBC AG (CR)	1	1	560
CENERGY HOLDINGS (CB)	18	59	4,622
ELLAKTOR (CR)	7	25	829
ELVALHALCOR (CR)	33	158	1,377
EUROBANK HOLDINGS (CR)	160	2,579	31,503
EYDAP S.A. (CR)	6	26	2,419
FOURLIS (CR)	17	72	925
GEK TERNA (CR)	2	10	6,241
HELLENIC EXCHANGES-A.S.E. (CR)	28	131	9,126
HELLENIQ ENERGY (CR)	19	91	1,308
INTRACOM HOLDINGS (CR)	124	819	6,770
INTRAKAT (CR)	22	162	8,375
JUMBO SA (CR)	5	9	870
LAMDA DEVELOPMENT SA (CR)	55	189	5,813
MIG (CR)	17	36	65
MOTOR OIL (CR)	3	11	1,144
MYTILINEOS (CR)	74	198	3,780
NATIONAL BANK (CR)	923	13,017	29,170
OPAP (CR)	36	166	2,044
OPTIMA BANK (CR)	0	0	47
OTE (CR)	99	476	7,974
P.P.A. S.A. (CR)	0	0	203
PIRAEUS FINANCIAL HOLD (CR)	312	7,332	70,485
PPC (CR)	79	506	25,626
QUEST HOLDINGS (CR)	11	11	94
TERNA ENERGY (CR)	44	202	15,335
TITAN CEMENT (CB)	20	158	953
VIOHALCO SA/NV (CB)	86	384	5,507
<b>Index Options</b>	<b>15</b>	<b>121</b>	<b>2,086</b>
FTSE/Athex Large Cap	15	121	2,086
<b>Stock Options</b>	<b>1</b>	<b>3</b>	<b>1,709</b>
ALPHA SERVICES HOLD (CR)	0	0	0
NATIONAL BANK (CR)	1	3	1,523
OPAP (CR)	0	0	167
OTE (CR)	0	0	10
PIRAEUS FINANCIAL HOLD (CR)	0	0	0
PPC (CR)	0	0	9
<b>Total Derivatives Traded</b>	<b>2,809</b>	<b>36,259</b>	<b>478,833</b>



Number of Outstanding Securities	Nominal Value	Dividends [1]			Date of Last Coupon Dividend [2]		Date of Last Coupon Right	Note	Shares	Closing price	% change	Previous closing price/date		Open price	Price min	Price max	Last price	Avg price	Last Bid [7]	Last Ask [7]	P/E after tax	Year	Volume	Trades	Transactions Value[8]	Company Mkt Value (thou. €)	Year low	Year high	Sector[ 4]
2,351,697,671	0.290	---	---	---	07/04/2008	18/04/2017	---	---	ALPHA SERVICES HOLD (CR)	1.514	-0.07 <b>€</b>	1.515	17/11/2023	1.5195	1.48	1.53	1.514	1.508	7059@1.50	6000@1.52	---	---	4,679,966	2,694	7,058,566.44	3,560,470.27	1.0015	1.682	30101010
36,353,868	1.00	---	---	(0.025)	10/07/2023	21/08/2023	---	---	AUSTRIACARD (CB)	6.05	1.68 <b>P</b>	5.95	17/11/2023	5.95	5.95	6.15	6.05	6.062	1150@6.00	2000@6.05	---	---	15,023	108	91,073.55	219,940.90	5.2	7.7	10101010
48,624,764	0.080	0.23	0.46	0.65	24/04/2023	05/12/2022	---	---	AUTOHELLAS SA (CR)	12.84	-0.16 <b>€</b>	12.86	17/11/2023	12.86	12.5	12.86	12.84	12.715	108@12.60	257@12.84	---	---	11,252	162	143,074.04	624,341.97	10.06	14.76	40201040
190,162,681	---	---	---	0.05	19/06/2023	07/12/2016	---	---	CENERGY HOLDINGS (CB)	6.86	0.88 <b>P</b>	6.8	17/11/2023	6.8	6.75	6.98	6.86	6.895	3@6.85	487@6.86	---	---	88,808	346	612,367.30	1,304,515.99	3.015	7.4	50202010
372,553,049	6.70	0.64	0.71	0.78	25/05/2023	29/04/2013	---	---	CC HBC AG (CR)	24.02	-0.74 <b>€</b>	24.2	17/11/2023	24.4	24	24.4	24.02	24.154	22@23.95	178@24.02	---	---	15,759	186	380,637.89	8,948,724.24	21.54	29.91	45101020
54,200,000	0.075	---	0.035	0.074	18/07/2023	23/11/2021	---	---	EPSILON NET (CR)	9.5	---	9.5	17/11/2023	9.42	9.34	9.57	9.5	9.493	150@9.43	100@9.58	---	---	44,677	249	424,099.00	514,900.00	6.2	12	10101015
3,716,479,777	0.220	---	---	---	02/05/2008	20/05/2019	---	---	EUROBANK HOLDINGS (CR)	1.65	-1.20 <b>€</b>	1.67	17/11/2023	1.69	1.615	1.69	1.65	1.652	21958@1.64	3200@1.66	---	---	2,900,619	1,972	4,790,965.33	6,132,191.63	1.0495	1.72	30101010
52,131,944	1.00	---	0.1102	0.11	29/06/2023	23/07/2019	---	---	FOURLIS (CR)	4.19	1.21 <b>P</b>	4.14	17/11/2023	4.195	4.065	4.195	4.19	4.151	1000@4.13	1000@4.20	---	---	98,616	175	409,362.98	218,432.85	3.26	5	40401010
305,635,185	2.18	0.1	0.1	0.3	28/06/2023	01/10/2003	---	---	HELLENIQ ENERGY (CR)	7.72	-2.28 <b>€</b>	7.9	17/11/2023	7.9	7.69	8	7.72	7.825	271@7.73	441@7.75	---	---	102,812	728	804,470.43	2,359,503.63	6.55	8.68	60101020
83,600,000	0.760	---	---	---	03/07/2007	17/07/2023	---	---	INTRACOM HOLDINGS (CR)	2.4	-3.23 <b>€</b>	2.48	17/11/2023	2.48	2.35	2.5	2.4	2.411	10@2.39	460@2.40	---	---	468,786	684	1,130,374.73	200,640.00	1.678	2.53	10101010
160,523,985	0.300	---	---	---	12/08/2008	30/12/2022	---	---	INTRAKAT (CR)	3.48	-0.29 <b>€</b>	3.49	17/11/2023	3.495	3.44	3.495	3.48	3.463	26@3.47	16035@3.48	---	---	150,993	246	522,919.97	558,623.47	1.366	3.515	50101010
136,059,759	0.880	0.77	0.77	0.322	23/08/2023	05/03/2014	---	---	JUMBO SA (CR)	26.42	-0.83 <b>€</b>	26.64	17/11/2023	27.04	26.42	27.04	26.42	26.579	551@26.40	220@26.50	---	---	138,767	1,383	3,688,307.42	3,594,698.83	15.61	29.2	40401010
176,736,715	0.300	---	---	---	30/05/2007	27/11/2019	---	---	LAMDA DEVELOPMENT SA (CR)	6.57	-1.94 <b>€</b>	6.7	17/11/2023	6.74	6.57	6.82	6.57	6.706	478@6.57	1214@6.59	---	---	111,845	598	750,055.80	1,161,160.22	5.505	7.42	35101010
107,222,688	0.440	---	(0.5667)	0.2	20/06/2023	16/03/2022	---	---	QUEST HOLDINGS (CR)	5.87	-0.17 <b>€</b>	5.88	17/11/2023	5.9	5.72	5.91	5.87	5.854	2000@5.86	140@5.87	---	---	27,277	187	159,680.90	629,397.18	4.655	6.73	10101010
78,325,475	---	---	---	0.6	28/06/2023	23/07/2019	---	---	TITAN CEMENT (CB)	19.08	-0.21 <b>€</b>	19.12	17/11/2023	19	19	19.16	19.08	19.082	1727@19.10	217@19.12	---	---	34,389	318	656,206.14	1,494,450.06	12.04	19.44	50101030
120,528,771	1.60	---	---	---	---	10/11/2023	---	---	TRADE ESTATES REIC (CR)	1.8128	-0.11 <b>€</b>	1.8148	17/11/2023	1.83	1.799	1.83	1.8128	1.807	1000@1.80	1998@1.81	---	---	91,119	135	164,665.81	218,494.56	1.734	1.928	35102045
259,189,761	0.02	0.1	0.12	19/06/2023	26/02/2016	---	---	---	VIOHALCO SANNV (CB)	5.64	3.11 <b>P</b>	5.47	17/11/2023	5.45	5.43	5.64	5.64	5.559	250@5.60	275@5.66	---	---	215,162	754	1,196,184.10	1,461,830.25	3.995	7.13	55102015
144,321,516	0.300	---	---	0.07	19/06/2023	22/01/2020	---	---	AVAX S.A. (CR)	1.38	-0.58 <b>€</b>	1.388	17/11/2023	1.386	1.37	1.396	1.38	1.38	700@1.37	600@1.39	---	---	79,979	210	110,368.61	199,163.69	0.748	1.786	50101010
232,000,000	2.12	0.1069	0.0854	0.0682	04/10/2023	19/06/2017	---	---	ADMIE (IPTO) HOLDING S.A. (CR)	2.1	2.44 <b>P</b>	2.05	17/11/2023	2.08	2.075	2.14	2.1	2.109	4779@2.10	3000@2.11	16.75	2022	610,476	830	1,287,563.86	487,200.00	1.64	2.52	65101015
90,167,100	0.500	---	---	---	03/06/2019	24/05/2021	---	---	AEGEAN AIRLINES (CR)	11.78	-1.67 <b>€</b>	11.98	17/11/2023	11.86	11.74	11.96	11.78	11.861	1823@11.78	17@11.80	---	---	66,347	455	786,972.00	1,062,168.44	5.27	13.8	40501010
103,423,291	0.570	---	---	---	01/08/2011	23/08/2023	---	---	GEK TERNA (CR)	13.4	---	13.4	17/11/2023	13.52	13.3	13.56	13.4	13.424	1156@13.38	253@13.40	---	---	64,077	497	860,152.56	1,385,872.10	10.42	14.84	50101010
382,000,000	2.48	---	---	---	20/07/2015	12/12/2001	---	---	PPC (CR)	10.2	-0.88 <b>€</b>	10.29	17/11/2023	10.39	10.2	10.42	10.2	10.281	103@10.19	903@10.26	---	---	245,391	999	2,522,893.85	3,896,400.00	6.6	11.22	65101015
914,715,153	1.00	---	---	---	16/05/2008	29/08/2018	---	---	NATIONAL BANK (CR)	6.24	1.96 <b>P</b>	6.12	17/11/2023	6.12	6.108	6.254	6.24	6.207	180@6.20	70@6.24	---	---	9,474,448	11,890	58,804,223.58	5,707,822.55	3.746	6.514	30101010
11,250,000	0.520	---	0.0405	0.08	07/08/2023	09/11/2015	---	---	EKTER SA (CR)	3.28	-0.61 <b>€</b>	3.3	17/11/2023	3.29	3.26	3.38	3.28	3.306	332@3.27	4200@3.28	---	---	72,932	205	241,092.71	36,900.00	1.33	3.43	50101010
375,241,586	0.390	0.01	0.03	0.06	26/06/2023	14/07/2006	---	---	ELVALHALCOR (CR)	1.828	2.12 <b>P</b>	1.79	17/11/2023	1.79	1.79	1.856	1.828	1.831	3664@1.82	4112@1.83	---	---	202,122	602	370,126.60	685,941.62	1.52	2.39	55102015
348,192,005	0.040	---	---	---	05/07/2011	16/07/2021	---	---	ELLAKTOR (CR)	2.2	-1.12 <b>€</b>	2.225	17/11/2023	2.2	2.18	2.225	2.2	2.201	2887@2.19	1201@2.21	---	---	127,698	301	281,077.35	766,022.41	1.706	2.7	50101010
60,348,000	0.420	0.07	0.1515	0.1565	14/06/2023	04/08/2021	---	---	HELLENIC EXCHANGES-A.S.E. (CR)	5.25	-0.19 <b>€</b>	5.26	17/11/2023	5.34	5.14	5.34	5.25	5.226	100@5.22	244@5.25	---	---	83,334	386	435,481.54	316,827.00	3.09	6.13	30202015
106,500,000	0.600	---	0.28	0.02	13/09/2023	13/09/2021	---	---	EYDAP S.A. (CR)	5.9	---	5.9	17/11/2023	5.81	5.8	5.99	5.9	5.884	1190@5.88	100@5.94	---	---	54,264	284	319,280.28	628,350.00	5.34	7.34	65102030
604,095,621	0.300	---	---	---	30/05/2013	10/10/2023	---	---	INTRALOT (CR)	0.931	1.75 <b>P</b>	0.915	17/11/2023	0.91	0.91	0.948	0.931	0.927	3100@0.924	4000@0.932	---	---	1,852,332	709	1,716,333.21	562,413.02	0.5526	0.96	40501020
110,782,980	0.750	---	0.9054	1.6299	26/06/2023	04/11/2013	---	---	MOTOR OIL (CR)	22.44	0.90 <b>P</b>	22.24	17/11/2023	22.72	22.38	22.72	22.44	22.521	176@22.42	399@22.46	---	---	71,388	926	1,607,726.90	2,485,970.07	20.8	25.82	60101020
142,891,161	0.970	0.378	0.4341	1.24	27/06/2023	07/07/2017	---	---	MYTILINEOS (CR)	35.08	1.86 <b>P</b>	34.44	17/11/2023	34	34	35.08	35.08	34.746	81@35.06	115@35.10	---	---	257,544	2,317	8,948,563.88	5,012,621.93	19.94	38.3	50203000
25,000,000	2.00	0.4	0.628	1.04	07/08/2023	08/08/2003	---	---	P.P.A. S.A. (CR)	22.25	4.21 <b>P</b>	21.35	17/11/2023	21.35	21.35	22.3	22.25	22.042	30@22.00	55@22.25	10.52	2022	8,743	142	192,711.00	556,250.00	15.86	23.35	50206060
370,062,741	0.300	0.55	0.6	1	02/11/2023	19/06/2023	---	---	OPAP (CR)	14.62	-0.88 <b>€</b>	14.75	17/11/2023	14.75	14.62	14.94	14.62	14.761	1811@14.61	799@14.74	---	---	561,746	2,541	8,291,972.68	5,410,317.27	13.0232	16.9242	40501020
426,247,547	2.83	0.6879	0.8231	0.5888	05/07/2023	18/06/1998	---	---	OTE (CR)	12.85	1.50 <b>P</b>	12.66	17/11/2023	12.7	12.68	12.89	12.85	12.764	5000@12.84	3534@12.86	---	---	1,151,144	2,833	14,693,357.46	5,477,280.98	12.57	15.81	15102015
1,250,367,223	0.930	---	---	---	16/05/2008	14/04/2021	---	---	PIRAEUS FINANCIAL HOLD (CR)	3.046	-2.99 <b>€</b>	3.14	17/11/2023	3.19	3.036	3.19	3.046	3.126	3918@3.05	41366@3.05	---	---	2,673,673	2,898	8,358,757.55	3,808,618.56	1.43	3.596	30101010
66,850,563	0.780	0.2239	0.1493	0.1495	09/05/2023	13/06/2018	---	---	GR. SARANTIS S.A. (CR)	8.39	-1.29 <b>€</b>	8.5	17/11/2023	8.5	8.38	8.56	8.39	8.445	12@8.39	471@8.50	---	---	11,938	145	100,814.25	560,876.22	6.39	8.56	45201020
118,105,090	0.300	0.3407	0.3411	0.3798	26/06/2023	05/03/2020	---	---	TERNA ENERGY (CR)	15.43	1.45 <b>P</b>	15.21	17/11/2023	15.37	15.23	15.53	15.43	15.387	121@15.42	67@15.44	---	---	106,074	995	1,632,193.70	1,822,361.54	12.92	21.34	65101010

Number of Outstanding Securities	Nominal Value	Dividends [1]			Date of Last Coupon		Note	Shares	Closing price	% change	Previous closing price/date		Open price	Price min	Price max	Last price	Avg price	Last Bid [7]	Last Ask [7]	P/E after tax	Year	Volume	Trades	Transactions Value[8]	Company Mkt Value (thou. €)	Year low	Year high	Sector[ 4]	
		2020	2021	2022	Dividend [2]	Right																							
73,694,142	3.45	---	---	---	04/10/2023	---	OPTIMA BANK (CR)	7.16	-0.42	€	7.19	17/11/2023	7.19	7.14	7.19	7.16	7.164	3000@7.15	2711@7.16	---	---	21,976	86	157,431.50	527,650.06	6.88	7.202	30101010	
Main Market - Medium Liquidity Class																													
13,126,020	0.660	0.0837	0.1163	0.1158	26/07/2023	04/09/2020	---	AS COMPANY SA (CR)	2.22	---	↘	2.22	17/11/2023	2.23	2.22	2.28	2.22	2.259	800@2.22	310@2.28	---	---	11,312	24	25,558.09	29,139.76	2.02	2.76	40401030
3,114,144	0.360	0.1558	0.3427	0.2304	29/05/2023	02/06/2020	---	ALPHA TRUST (CR)	6.5	---	↘	6.5	17/11/2023	6.5	6.5	6.5	6.5	6.5	900@5.15	300@6.50	---	---	575	9	3,737.50	20,241.94	4.32	7.05	30202010
215,805,843	0.300	0.05	---	---	30/12/2021	15/11/2022	---	ATTICA HOLDINGS (CR)	2.64	---	↘	2.64	17/11/2023	2.64	2.64	2.64	2.64	2.64	6583318@2.64	44@2.75	---	---	3,831	4	10,113.84	569,727.43	1.865	2.75	40501015
35,764,593	2.10	0.06	0.075	0.1046	02/05/2023	25/11/2019	---	BRIQ PROPERTIES (CR)	1.91	---	↘	1.91	17/11/2023	1.915	1.9	1.925	1.91	1.913	52@1.91	150@1.92	---	---	20,580	60	39,360.68	68,310.37	1.825	2.11	35102030
101,123,806	0.360	---	---	---	22/07/2010	28/06/2011	---	CENTRIC HOLDINGS (CR)	0.356	-1.11	€	0.36	17/11/2023	0.356	0.355	0.364	0.356	0.356	5500@0.355	999@0.364	---	---	13,401	23	4,769.76	36,000.07	0.263	0.457	40203040
784,500	10.00	---	0.3	---	24/05/2022	31/07/2018	---	CNL CAPITAL (CR)	7.15	---	↘	7.15	17/11/2023	7.1	7.1	7.15	7.15	7.112	5@7.10	412@7.15	-(6)-	2022	53	3	376.95	5,609.18	5	9.4	30202010
10,365,100	0.300	---	---	---	06/10/2005	13/02/2002	---	CPI SA (CR)	0.632	2.60	P	0.616	17/11/2023	0.63	0.62	0.636	0.632	0.632	145@0.610	919@0.632	---	---	3,894	13	2,459.47	6,550.74	0.536	0.892	10102030
18,680,300	0.050	---	---	---	06/07/2022		---	DIMAND (CR)	10.95	-0.46	€	11	17/11/2023	11.1	10.85	11.15	10.95	11.032	105@10.50	818@10.95	---	---	8,392	68	92,581.20	204,549.29	10.3	14.9	35101010
11,869,224	0.540	0.087	0.136	0.15	03/07/2023	30/08/2019	---	FLEXOPACK SA (CR)	7.95	---	↘	7.95	17/11/2023	7.5	7.5	7.95	7.95	7.697	5@7.70	78@7.95	---	---	231	4	1,777.95	94,360.33	7.4	9.45	50203030
48,003,921	0.400	---	---	---	30/08/1993	26/06/2023	---	IDEAL HOLDINGS (CR)	6.08	-2.09	€	6.21	17/11/2023	6.15	6.08	6.23	6.08	6.175	501@6.08	200@6.16	---	---	31,832	149	196,550.08	291,863.84	3.38	6.39	10102030
167,868,482	0.300	---	---	---	20/08/2007	28/11/2022	---	LAVIPHARM SA (CR)	0.684	-0.58	€	0.688	17/11/2023	0.688	0.68	0.702	0.684	0.689	1576@0.684	1000@0.692	---	---	106,795	92	73,545.01	114,822.04	0.366	0.78	20103015
4,740,000	0.860	---	---	---	14/03/2003		---	LOGISMOS S.A. (CR)	1.18	---	↘	1.18	17/11/2023	---	---	---	---	---	100@1.09	19@1.17	-(6)-	2022	---	---	---	5,593.20	0.91	1.41	10101015
17,120,280	0.940	0.06	0.06	---	27/06/2022	26/06/2023	---	LOULIS FOOD (CR)	2.7	---	↘	2.7	17/11/2023	2.7	2.65	2.7	2.7	2.691	480@2.66	370@2.70	---	---	12,835	34	34,541.30	46,224.76	2.38	3.7	45102020
4,419,616	1.58	---	---	0.1531	10/07/2023	04/03/2015	---	MEDICON S.A (CR)	3.54	-0.84	€	3.57	17/11/2023	3.53	3.5	3.6	3.54	3.523	1@3.54	541@3.55	---	---	3,327	41	11,721.57	15,645.44	2.84	4.4	20102010
468,700	2.24	3.42	---	---	03/05/2022	21/05/2004	---	MERMEREN KOMB. A.D. PR. (GDR)	48	3.00	P	46.6	17/11/2023	46.4	46.4	49.2	48	47.708	21@44.00	51@48.00	1.60	2022	124	9	5,915.80	22,497.60	31	59	55102000
10,500,000	0.950	---	---	---	24/06/2008	21/07/2023	---	MEVACO SA (CR)	3.86	3.76	P	3.72	17/11/2023	3.86	3.86	3.88	3.86	3.868	60@3.72	19@3.86	12.80	2022	52	4	201.14	40,530.00	2.52	4.22	55102015
31,317,025	0.400	---	---	---	26/04/2007	10/05/2023	---	MIG (CR)	4.85	16.59	P	4.16	17/11/2023	4.22	4.2	4.945	4.85	4.639	1123@4.76	50@4.86	---	---	82,134	482	381,363.30	151,887.57	0.987	8.4	30202000
87,127,162	0.500	---	---	---	08/06/2023	28/07/2021	---	PREMA (CR)	1.174	1.21	P	1.16	17/11/2023	1.17	1.166	1.186	1.174	1.172	6200@1.17	1000@1.18	---	---	125,197	226	146,780.86	102,287.29	1.07	1.41	35102000
24,377,795	0.230	---	---	0.04	03/07/2023	08/06/2022	---	PROFILE SA (CR)	4	-0.50	€	4.02	17/11/2023	4	3.9	4.07	4	3.996	720@3.95	4061@4.00	---	---	23,873	92	95,392.26	97,511.18	2.575	4.96	10101010
27,345,120	0.280	---	---	---	18/07/2005	26/02/2014	---	QUALITY & RELIABILITY SA (CR)	0.57	0.71	P	0.566	17/11/2023	0.58	0.55	0.586	0.57	0.566	200@0.550	759@0.572	---	---	11,171	27	6,318.40	15,586.72	0.465	0.824	10101010
6,456,530	1.08	0.0804	0.12	0.1314	17/07/2023	02/08/2010	---	SPACE HELLAS SA (CR)	6.68	-1.48	€	6.78	17/11/2023	6.82	6.6	6.82	6.68	6.687	70@6.62	119@6.68	---	---	3,138	40	20,984.40	43,129.62	5.28	10	15101010
17,190,046	0.290	---	---	---	16/11/1992	30/11/2022	---	UNIBIOS (CR)	1.105	-2.21	€	1.13	17/11/2023	1.11	1.105	1.15	1.105	1.12	1155@1.11	400@1.13	---	---	12,520	34	14,019.10	18,995.00	0.558	1.31	50204000
32,413,681	0.370	---	---	---	15/07/2009	11/05/2000	---	ALUMIL (CR)	2.58	-2.64	€	2.65	17/11/2023	2.7	2.57	2.7	2.58	2.613	1149@2.57	1355@2.61	---	---	20,316	77	53,088.51	83,627.30	1.986	4.26	55102035
3,534,269	3.44	(0.4452)	0.8907	0.2092	30/10/2023	19/07/2022	---	ANDROMEDA SA (CR)	6.58	-0.60	€	6.62	17/11/2023	6.62	6.58	6.62	6.58	6.595	600@6.48	48@6.62	---	2022	940	13	6,198.92	23,255.49	5.9	7.4	30204000
15,300,000	0.300	---	---	---	30/07/2009	13/12/1999	---	ATTICA PUBLICATIONS SA (CR)	0.306	---	↘	0.306	17/11/2023	---	---	---	---	---	500@0.302	1405@0.330	---	---	---	---	---	4,681.80	0.236	0.39	40301030
18,810,000	0.400	---	---	---	08/07/2010	14/11/2007	---	VARVERIS - MODA BAGNO SA (CR)	1.55	6.90	P	1.45	17/11/2023	1.45	1.45	1.59	1.55	1.541	1260@1.50	2650@1.55	---	---	12,775	31	19,690.15	29,155.50	0.6	1.59	40401025
23,986,500	1.04	---	---	---	26/06/2009	28/08/2023	---	BIOKARPET S.A.(CR)	2.72	-1.81	€	2.77	17/11/2023	2.77	2.72	2.77	2.73	2.735	20@2.68	478@2.73	---	---	333	5	910.82	65,243.28	1.5	3.47	50101035
6,325,000	0.600	---	0.19	0.153	03/07/2023	17/02/2014	---	VOYATZOGLOU (CR)	2.32	-1.70	€	2.36	17/11/2023	2.34	2.28	2.4	2.32	2.317	10@2.28	549@2.32	---	---	1,218	23	2,821.98	14,674.00	1.97	2.8	50205010
24,060,000	0.300	0.035	0.055	0.075	25/04/2023	01/07/2019	---	GEN. COMMERCIAL & IND.SA (CR)	1.74	-0.29	€	1.745	17/11/2023	1.71	1.705	1.74	1.74	1.718	140@1.69	20@1.74	10.76	2022	180	4	309.20	41,864.40	1.715	2.11	50205010
15,878,748	0.480	---	---	---	10/07/2006	22/03/2004	---	DOMIKI KRITIS SA (CR)	3.32	-1.78	€	3.38	17/11/2023	3.34	3.3	3.43	3.32	3.314	2@3.30	1287@3.32	---	---	9,201	59	30,489.32	52,717.44	0.71	3.6	50101010
34,720,000	0.310	---	---	---	16/06/2010	01/08/2007	---	DROMEAS SA (CR)	0.33	-3.51	€	0.342	17/11/2023	0.348	0.33	0.348	0.33	0.33	2000@0.331	390@0.348	---	---	405	3	133.74	11,457.60	0.3	0.45	40202015
13,673,200	0.420	---	---	---	18/07/2008	26/07/2001	---	EVROFARMA SA (CR)	0.92	-3.66	€	0.955	17/11/2023	0.95	0.905	0.95	0.92	0.907	1250@0.890	265@0.920	---	---	535	5	485.00	12,579.34	0.684	1.19	45102020
18,410,839	1.00	0.027	0.262	0.202	23/08/2023	10/09/2010	---	ELASTRON (CR)	2.89	0.70	P	2.87	17/11/2023	2.81	2.79	2.89	2.89	2.837	1@2.87	860@2.89	---	---	5,118	33	14,520.72	53,207.32	2.21	3.82	55102010
3,307,500	0.210	---	---	0.4	13/10/2023	30/11/2022	---	ELVE SA (CR)	4.9	1.66	P	4.82	17/11/2023	4.84	4.84	4.9	4.9	4.861											

Number of Outstanding Securities	Nominal Value	Dividends [1]			Date of Last Coupon		Note	Shares	Closing price	% change	Previous closing price/date		Open price	Price min	Price max	Last price	Avg price	Last Bid [7]	Last Ask [7]	P/E after tax	Year	Volume	Trades	Transactions Value[8]	Company Mkt Value (thou. €)	Year low	Year high	Sector[ 4]
		2020	2021	2022	Dividend [2]	Right																						
19,864,886	5.60	0.672	0.672	0.672	20/04/2023	02/07/2008	---	BANK OF GREECE (CR)	15.2	6.67 P	14.25	17/11/2023	14.3	14.2	15.5	15.2	15.093	190@14.90	220@15.25	---	---	9,365	109	141,346.00	301,946.27	12.8	18	30101010
26,730,187	0.520	0.08	0.1	0.12	29/06/2023	01/08/2017	---	ELTON SA (CR)	2.09	--- ↘	2.09	17/11/2023	2.04	2.04	2.12	2.09	2.092	100@2.07	679@2.09	---	---	17,996	81	37,645.05	55,866.09	1.8	2.92	50205010
30,000,000	0.050	0.06	0.09	0.1	09/06/2023	11/06/2020	---	ENTERSOFT (CR)	6.06	1.00 P	6	17/11/2023	6.14	5.98	6.16	6.06	6.05	50@6.02	127@6.12	---	---	17,046	103	103,135.98	181,800.00	3.61	6.36	10101015
36,300,000	1.12	0.223	0.2186	---	14/09/2022	12/12/2007	---	THESSALONIKA WATER & SEWERAGE	3.14	2.95 P	3.05	17/11/2023	3.08	3.08	3.14	3.14	3.119	50@3.12	200@3.16	---	---	10,330	51	32,218.71	113,982.00	2.92	3.92	65102030
15,083,480	0.300	---	---	---	02/06/2010	04/02/2022	---	EUROCONSULTANTS S.A. (CR)	1.075	-0.46 E	1.08	17/11/2023	1.08	1.06	1.09	1.075	1.075	1150@1.06	395@1.08	---	---	21,991	45	23,649.04	16,214.74	0.576	1.14	50205020
86,735,980	0.310	---	---	---	06/07/2009	07/09/2023	---	ATHENS MEDICAL CENTER SA (CR)	1.76	0.29 P	1.755	17/11/2023	1.775	1.75	1.775	1.76	1.758	60@1.71	127@1.76	---	---	2,175	16	3,824.73	152,655.32	1.375	2.15	20101025
114,320,400	0.100	---	0.01	---	26/11/2021	05/08/2019	---	IKTINOS HELLAS SA (CR)	0.443	-0.45 E	0.445	17/11/2023	0.4475	0.432	0.45	0.443	0.439	1000@0.434	4849@0.443	---	---	192,285	214	84,403.19	50,643.94	0.402	0.734	50101035
8,226,132	0.450	---	---	0.02	17/07/2023	13/10/2014	---	ILYDA S.A. (CR)	1.33	0.38 P	1.325	17/11/2023	1.29	1.29	1.34	1.34	1.331	30@1.31	500@1.33	8.52	2022	1,262	9	1,680.18	10,940.76	1.055	1.92	10101015
2,566,836	0.440	---	0.016	0.016	03/07/2023	09/01/2007	---	INTERWOOD-XYLEMPORIA (PR)	0.336	12.75 P	0.298	17/11/2023	0.318	0.318	0.338	0.338	0.335	400@0.280	119@0.310	---	---	2,000	5	670.14	12,617.90	0.192	0.5	50101020
34,986,430	0.440	---	---	---	25/07/2008	23/02/2010	---	INTERWOOD-XYLEMPORIA (CR)	0.336	0.30 P	0.335	17/11/2023	0.337	0.336	0.34	0.336	0.338	600@0.330	3098@0.335	---	---	48,101	40	16,248.29	12,617.90	0.1975	0.49	50101020
18,567,912	0.590	0.12	0.24	---	05/07/2023	26/01/2021	---	INTERLIFE G.C.I.(CR)	4.08	3.03 P	3.96	17/11/2023	4	3.9	4.08	4.08	3.991	100@4.02	1724@4.08	---	2022	4,920	31	19,633.34	75,757.08	3.47	4.95	30302025
8,424,900	0.500	---	---	---	12/07/2010	04/07/2019	---	INTERTECH SA (CR)	1.355	1.50 P	1.335	17/11/2023	1.33	1.33	1.36	1.36	1.343	230@1.31	100@1.36	23.39	2022	3,848	12	5,167.79	11,415.74	0.92	1.72	50205010
19,804,134	0.150	---	---	---	01/07/2004	06/11/2017	---	KEKROPS SA (CR)	1.95	12.39 P	1.735	17/11/2023	1.755	1.755	2.04	1.95	1.942	1200@1.94	2270@1.97	3.71	2022	128,926	312	250,432.69	38,618.06	0.903	2.04	35101010
40,219,218	0.260	---	---	---	29/08/2022	10/06/2019	---	KLOUKINAS - LAPPAS SA (CR)	1.15	-2.95 E	1.185	17/11/2023	1.18	1.125	1.185	1.15	1.15	10@1.14	971@1.15	---	---	28,535	64	32,809.98	46,252.10	0.5	1.265	50101010
11,510,102	0.890	---	---	---	24/06/2005	06/10/1999	---	NAFPAKTOS TEXTILE (CR)	1.06	0.95 P	1.05	17/11/2023	0.98	0.98	1.09	1.06	0.982	51@1.00	174@1.06	---	---	2,123	8	2,083.93	12,200.71	0.9	1.31	55101020
21,224,340	0.420	0.0035	0.02	---	06/09/2022	25/04/2006	---	KORDELLOS BROS SA (CR)	0.544	1.87 P	0.534	17/11/2023	0.532	0.528	0.544	0.54	0.532	3235@0.528	1725@0.540	4.78	2022	17,186	20	9,137.50	11,546.04	0.451	0.74	55102010
33,065,136	0.380	0.2	0.2001	0.2004	24/08/2023	16/09/2013	---	KRI-KRI S.A. (CR)	8.52	0.23 P	8.5	17/11/2023	8.5	8.46	8.56	8.52	8.513	75@8.28	722@8.52	88.73	2022	7,229	57	61,541.16	281,714.96	6.08	9.8	45102020
7,595,160	0.600	---	---	---	10/09/2019	18/08/2010	---	KIRIAKOULIS SHIPPING SA (CR)	1.06	--- ↘	1.06	17/11/2023	1.06	1.06	1.06	1.06	1.06	121@1.06	40@1.08	---	---	879	3	931.74	8,050.87	0.868	1.265	40501015
6,200,000	0.500	---	---	---	22/06/2010	01/11/1995	---	MINERVA KNITWEAR (CR)	0.53	1.92 P	0.52	17/11/2023	0.52	0.52	0.535	0.535	0.529	2000@0.480	1600@0.515	---	---	1,000	4	529.37	3,286.00	0.4	0.68	40204020
5,939,268	0.620	---	---	---	10/07/2003	03/01/2002	---	LANAKAM SA (CR)	0.965	--- ↘	0.965	17/11/2023	---	---	---	---	---	1500@0.940	371@0.985	---	---	---	---	---	5,731.39	0.716	1.4	40401020
9,819,370	0.500	---	---	---	14/08/2007	09/01/2004	---	MATHIOS REFRACTORY SA (CR)	1.2	-1.64 E	1.22	17/11/2023	1.16	1.16	1.25	1.2	1.234	3@1.20	100@1.21	---	---	6,556	31	8,093.22	11,783.24	0.565	1.6	55101000
30,150,000	0.360	0.02	0.0401	0.0908	15/06/2023	25/04/2019	---	MOTODYNAMICS S.A. (CR)	2.99	--- ↘	2.99	17/11/2023	3	2.94	3.04	2.99	2.997	50@2.98	2293@2.99	---	---	11,500	67	34,462.09	90,148.50	2.04	3.77	40401030
43,200,000	1.00	---	0.0824	---	07/09/2022	13/09/2023	---	MPLE KEDROS (CR)	2.97	0.68 P	2.95	17/11/2023	2.95	2.95	2.97	2.97	2.958	---	20@2.97	---	---	3,480	13	10,293.60	128,304.00	2.19	2.97	35102000
2,160,524	0.670	---	---	---	03/12/2018	23/11/1999	---	N. LEVENTERIS (PR)	0.358	--- ↘	0.358	17/11/2023	---	---	---	---	---	---	150@0.358	---	2022	---	---	---	3,120.18	0.218	0.434	55102010
4,971,466	1.46	---	---	---	04/07/2007	08/10/2003	---	PAIRIS SA (CR)	1.02	-1.92 E	1.04	17/11/2023	1	1	1.02	1.02	1.004	1@1.01	94@1.02	---	---	1,006	7	1,010.12	5,070.90	0.83	1.47	50203030
27,098,594	0.540	0.07	0.05	0.0401	22/05/2023	14/01/2021	---	PAPOUTSANIS (CR)	2.27	-0.87 E	2.29	17/11/2023	2.32	2.27	2.32	2.27	2.29	270@1.82	100@2.28	20.50	2022	3,670	25	8,403.80	61,513.81	1.8	2.51	45201020
7,070,400	0.930	0.1081	0.3242	0.2593	03/07/2023	06/05/2016	---	PETROPOULOS PETROS (CR)	8.9	-0.22 E	8.92	17/11/2023	8.96	8.88	8.96	8.9	8.911	40@8.88	650@8.92	---	---	5,230	25	46,602.00	62,926.56	5.9	9.22	50206015
43,741,452	0.660	0.16	0.2723	0.2629	31/05/2023	01/11/1999	---	THRACE PLASTICS SA (CR)	4.385	2.69 P	4.27	17/11/2023	4.29	4.245	4.46	4.385	4.361	400@4.33	184@4.39	---	---	19,741	176	86,096.48	191,806.27	3.75	5.68	50203015
21,912,599	0.300	---	---	0.048	18/05/2023	23/02/2007	---	REVOIL (CR)	1.9	--- ↘	1.9	17/11/2023	1.9	1.86	1.9	1.9	1.885	295@1.84	560@1.90	---	---	3,985	39	7,510.40	41,633.94	1.21	2.3	60101020
13,582,223	1.35	---	---	---	24/06/2008	02/02/2016	---	SIDMA STEEL (CR)	2.32	--- ↘	2.32	17/11/2023	2.34	2.27	2.36	2.32	2.302	10@2.28	380@2.32	---	---	1,260	13	2,900.55	31,510.76	1.85	3.3	55102010
40,693,350	5.00	---	---	---	03/07/2006	26/05/2015	---	TECHNICAL OLYMPIC SA (CR)	2.56	4.06 P	2.46	17/11/2023	2.45	2.45	2.56	2.56	2.514	180@2.50	540@2.56	---	---	16,536	102	41,578.54	104,174.98	1.76	3.12	40202010
3,048,000	0.300	---	---	---	06/07/2007	01/06/2021	---	TZIRAKIAN PROFIL (CR)	1.85	-1.07 E	1.87	17/11/2023	1.8	1.785	1.85	1.85	1.803	100@1.79	70@1.85	32.41	2022	8,500	37	15,328.25	5,638.80	1.6	2.39	55102010
10,203,575	0.730	---	---	---	16/07/2007	18/10/1999	---	FIERATEX SA (CR)	0.371	0.27 P	0.37	17/11/2023	0.361	0.361	0.378	0.37	0.371	890@0.363	953@0.378	---	2022	7,722	12	2,867.26	3,785.53	0.31	0.56	55101020
8,340,750	1.16	---	---	---	25/06/2009	17/09/2018	---	HAIDEMENOS SA (CR)	0.665	--- ↘	0.665	17/11/2023	---	---	---	---	---	300@0.550	492@0.675	---	2022	---	---	---	5,546.60	0.452	0.8	50205030

Main Market - Low Liquidity Class

14,000,000	4.15	---	3.42	0.26	19/07/2023	29/06/1999	---	ALPHA REAL ESTATE SA(CR)	7	-0.57 E	7.04	17/11/2023	7	6.8	7.04	7.04	6.959	200@7.04	1@7.02	---	---	208	7	1,447.52	98,000.00	6.32	9.22	35101015
50,014,177	0.050	---	---	---	04/06/2008	27/03/2023	---	ATTICA BANK S.A. (CR)	11.92	3.65 P	11.5	17/11/2023	11.5	11.42	12	11.98	11.761	15@11.78	204@11.98	---	---	2,359	36	27,744.70	596,168.99	10.56	48.75	30101010
155,154,947	0.040	---	---	---	01/07/2008	21/02/2020	---	AVE (CR)	0.502	-1.95 E	0.512	17/11/2023	0.502	0.502	0.502	0.502	0.502	100@0.502	1480@0.514	---	---	1,900	2	953.80	77,887.78	0.492	0.586	40301010

Number of Outstanding Securities	Nominal Value	Dividends [1]			Date of Last Coupon		Note	Shares	Closing price	% change	Previous closing price/date		Open price	Price min	Price max	Last price	Avg price	Last Bid [7]	Last Ask [7]	P/E after tax	Year	Volume	Trades	Transactions Value[8]	Company Mkt Value (thou. €)	Year low	Year high	Sector[ 4]	
		2020	2021	2022	Dividend [2]	Right																							
10,500,000	4.00	0.37	0.29	0.3	16/05/2023	02/08/2016	---	INTERCONTINENTAL (CR)	6.35	---	↘	6.35	17/11/2023	---	---	---	---	500@6.25	350@6.40	12.11	2022	---	---	---	66,675.00	6.1	6.85	35102000	
57,434,884	1.17	---	---	---	05/06/2008	12/06/2009	---	REDS S.A. (CR)	2.27	-5.02	⬇	2.39	17/11/2023	2.3	2.27	2.3	2.27	2.279	65@2.30	430@2.39	---	---	1,489	5	3,393.33	130,377.19	2.06	3	35101010
152,360,643	0.500	0.01	0.02	0.03	23/06/2023	10/06/2020	---	TRASTOR REAL EST. INV. CO.(CR)	1.11	---	↘	1.11	17/11/2023	1.11	1.11	1.2	1.11	1.115	738@1.11	398@1.18	---	---	3,182	9	3,548.24	169,120.31	0.965	1.23	35102000
15,000,000	0.300	---	---	---	06/07/2007	18/07/2000	---	DAIOS PLASTICS SA (CR)	3.3	---	↘	3.3	17/11/2023	---	---	---	---	---	260@3.24	---	---	---	---	---	49,500.00	2.92	3.54	50203015	
2,760,000	11.83	9.4	11	11.8	14/06/2023	16/07/1990	---	KARELIA (CR)	310	2.65	⬇	302	17/11/2023	308	308	310	310	309.111	1@308.00	14@310.00	---	---	9	3	2,782.00	855,600.00	288	364	45103010
6,700,000	0.800	0.179	0.047	0.047	23/08/2023	29/05/2014	---	MILLS KEPENOS (CR)	2.06	---	↘	2.06	17/11/2023	1.95	1.95	1.95	1.95	1.95	200@1.98	300@2.22	15.22	2022	200	1	390.00	13,802.00	1.93	2.7	45102020
18,017,472	0.360	---	---	---	09/09/2022	28/08/2017	---	KTIMA KOSTAS LAZARIDIS SA (CR)	1.93	---	↘	1.93	17/11/2023	---	---	---	---	200@1.83	500@1.90	---	---	---	---	---	34,773.72	1.55	2.06	45101015	
21,364,000	1.12	---	---	0.4	21/08/2023	08/03/2023	---	LAMPSPA HOTEL SA (CR)	28.8	-1.37	⬇	29.2	17/11/2023	28.8	28.4	29	28.8	28.755	100@28.40	100@29.00	---	---	700	9	20,128.80	615,283.20	20.6	29.8	40501025
32,188,050	1.04	---	---	---	21/07/2008	20/01/2000	---	MOUZAKIS (CR)	0.6	---	↘	0.6	17/11/2023	0.59	0.59	0.59	0.59	0.59	200@0.590	100@0.645	---	---	100	1	59.00	19,312.83	0.57	0.806	55101020
8,321,682	0.670	---	---	---	17/08/2007	23/11/1999	---	N. LEVENTERIS (CR)	0.282	---	↘	0.282	17/11/2023	---	---	---	---	---	2010@0.280	---	2022	---	---	---	3,120.18	0.22	0.364	55102010	
6,340,000	0.600	0.134	0.17	0.1	09/12/2022	12/01/2023	---	NAKAS MUSIC	2.92	---	↘	2.92	17/11/2023	2.9	2.9	2.92	2.92	2.909	160@2.86	459@2.92	---	---	148	8	430.56	18,512.80	2.16	3.02	40401030
10,080,000	3.00	1.42	1.5	1.45	11/05/2023	27/08/2001	---	TPA SA (CR)	23	0.88	⬇	22.8	17/11/2023	23.2	23	23.3	23	23.102	57@23.00	100@23.30	---	---	87	5	2,009.90	231,840.00	22	26.3	50206060
27,379,200	0.980	---	---	0.45	01/08/2023	29/08/2022	---	CRETE PLASTICS SA (CR)	15	---	↘	15	17/11/2023	15	15	15	15	500@14.60	200@15.10	---	---	346	5	5,190.00	410,688.00	14.2	17.9	50203015	
255,494,534	2.71	0.352	0.279	0.255	16/06/2023	30/09/2021	---	PRODEA (CR)	7.3	---	↘	7.3	17/11/2023	7.3	7.3	7.5	7.5	7.463	500@7.10	140@7.45	---	---	120	5	895.55	1,865,110.10	6.5	8.6	35102000
4,181,450	0.500	---	---	---	21/08/2000	05/03/2002	---	FLOUR MILLS SARANTOPOULOS SA	1.1	---	↘	1.1	17/11/2023	1.06	1.06	1.06	1.06	1.06	800@1.06	---	---	---	200	1	212.00	4,599.60	0.875	1.5	45102020

Exchange Traded Funds (ETFs)

924,675	---	---	---	---	15/06/2016	---	ALPHA ETF FTSE Athex Large Cap	30.57	-0.20	⬇	30.63	17/11/2023	30.77	30.57	30.95	30.57	30.665	10@30.00	---	---	---	6,598	14	202,328.32	---	22.5	35	12003
---------	-----	-----	-----	-----	------------	-----	--------------------------------	-------	-------	---	-------	------------	-------	-------	-------	-------	--------	----------	-----	-----	-----	-------	----	------------	-----	------	----	-------

Surveillance

356,314,416	0.060	---	---	---	07/07/2010	21/09/2017	5160	FRIGOGLASS SA (CR)	0.09	-5.26	⬇	0.095	17/11/2023	0.095	0.09	0.095	0.09	0.09110000@0.089	34700@0.092	---	---	522,242	56	47,774.86	32,068.30	0.05	0.158	50204000	
65,326,268	0.530	---	---	---	04/07/2007	19/07/2006	4750	SATO SA (CR)	0.033	-5.71	⬇	0.035	17/11/2023	0.037	0.033	0.037	0.033	0.035	---	11212@0.033	---	---	49,068	12	1,699.24	2,155.77	0.018	0.069	40202015
13,191,620	0.620	---	---	---	04/08/2010	09/09/2002	5232	YALCO - CONSTANTINOU (CR)	0.197	---	↘	0.197	17/11/2023	---	---	---	---	---	---	2280@0.212	---	---	---	---	---	2,598.75	0.12	0.28	40202020
13,000,000	1.00	---	---	---	01/08/2007	07/04/2000	5093	AKRITAS SA (CR)	0.65	---	↘	0.65	17/11/2023	0.65	0.65	0.65	0.65	0.65	80@0.660	250@0.695	---	---	60	6	39.00	8,450.00	0.414	0.745	50101035
221,519,681	0.300	---	---	---	02/07/2008	28/02/2011	4957	ANEK LINES SA (CR)	0.286	2.14	⬇	0.28	17/11/2023	0.282	0.282	0.286	0.286	0.284	750@0.282	100000@0.288	---	---	792,775	71	225,309.68	64,268.02	0.177	0.3	40501015
312,163	0.300	---	---	---	02/07/2008	28/02/2011	4959	ANEK LINES SA (PR, issue '90)	0.072	---	↘	0.072	17/11/2023	---	---	---	---	---	29930@0.079	---	---	---	---	---	---	64,268.02	0.072	0.086	40501015
2,969,713	0.300	---	---	---	02/07/2008	28/02/2011	4958	ANEK LINES SA (PR, issue '96)	0.3	---	↘	0.3	17/11/2023	---	---	---	---	---	1800@0.330	---	---	---	---	---	---	64,268.02	0.173	0.38	40501015
17,579,754	4.16	---	---	---	18/08/2006	02/08/2010	---	BIOTER SA (CR)	0.27	---	↘	0.27	17/11/2023	0.244	0.244	0.27	0.27	0.269	---	2736@0.244	---	---	5,688	2	1,527.96	4,746.53	0.198	0.398	50101010
54,654,600	0.050	---	---	---	01/07/1998	30/12/2022	5275	VIS SA (CR)	0.322	---	↘	0.322	17/11/2023	0.29	0.29	0.29	0.29	0.29	---	2000@0.290	---	2022	575	1	166.75	17,598.78	0.136	0.378	50203030
51,754,364	0.300	---	---	---	23/12/2003	24/01/2007	5197	SELECTED TEXT. IND. ASSOC (CR)	0.117	9.35	⬇	0.107	17/11/2023	0.117	0.117	0.117	0.117	0.117	250@0.106	28100@0.117	---	---	7,000	2	819.00	6,055.26	0.0955	0.202	55101020
15,842,391	1.51	---	---	---	15/07/2009	12/05/2000	5141	BITROS HOLDING SA (CR)	0.53	---	↘	0.53	17/11/2023	0.478	0.478	0.478	0.478	0.478	1470@0.478	1500@0.520	---	---	90	2	43.02	8,396.47	0.376	0.82	55102010
24,319,250	0.300	---	---	---	09/07/2002	04/07/2007	5165	PROODEFTIKH SA (CR)	0.394	---	↘	0.394	17/11/2023	0.356	0.356	0.394	0.394	0.386	410@0.358	4700@0.430	---	---	3,225	9	1,246.06	9,581.78	0.356	0.6	50101010
28,438,268	0.070	---	---	---	21/08/2006	24/11/1999	5253	SPIROY AGRICULTURE SA (CR)	0.2	---	↘	0.2	17/11/2023	0.2	0.18	0.2	0.18	0.199	1080@0.180	6306@0.200	---	---	3,220	4	641.60	5,687.65	0.144	0.24	45102010
1,011,000	1.00	---	---	---	01/07/2004	11/12/2012	5193	TRIA ALFA SA (CR)	7.1	0.71	⬇	7.05	17/11/2023	7.1	7.1	7.1	7.1	7.1	20@6.65	150@7.20	54.38	2022	244	7	1,732.40	7,178.10	6.95	16.9	55101020

Suspension Status

66,948,210	0.300	---	---	---	22/09/2015	22/09/2015	5179	FOLLI FOLLIE (CR)	4.8	---	↘	4.8	24/05/2018	---	---	---	---	---	---	---	---	---	---	---	---	321,351.41	4.8	4.8	40401030
12,417,000	0.310	---	---	---	27/08/2019	28/08/2017	5233	MLS MULTIMEDIA SA (CR)	0.57	---	↘	0.57	12/05/2020	---	---	---	---	---	---	---	---	---	---	---	---	7,077.69	0.57	0.57	10101015
6,330,002	0.300	---	---	---	25/06/2002	15/03/2019	5278	VARVARESSOS (CR)	0.24	---	↘	0.24	02/05/2023	---	---	---	---	---	---	---	---	---	---	---	---	1,519.20	0.16	0.25	55101020
3,961,300	1.28	---	---	---	29/06/2004	03/08/2000	5248	DUROS SA (CR)	0.25	---	↘	0.25	24/04/2023	---	---	---	---	---	---	---	---	---	---	---	---	990.33	0.2	0.3	40204020

Number of Outstanding Securities	Nominal Value	Dividends [1]			Date of Last Coupon		Note	Shares	Closing price	% change	Previous closing		Open price	Price min	Price max	Last price	Avg price	Last Bid [7]	Last Ask [7]	P/E after tax	Year	Volume	Trades	Transactions Value[8]	Company Mkt Value (thou. €)	Year low	Year high	Sector[ 4]
		2020	2021	2022	Dividend [2]	Right					price/date																	
7,085,888	1.59	---	---	---	02/07/1996	06/09/2010	5216	ELVIEMEK (CR)	2.6	---	↘	2.6	30/09/2019	---	---	---	---	---	---	---	---	---	---	---	18,423.31	2.6	2.6	35101010
7,125,216	0.650	---	---	---	01/07/2005	14/12/1999	4955	KRE.KA SA (CR)	0.28	---	↘	0.28	06/04/2023	---	---	---	---	---	---	---	---	---	---	---	1,995.06	0.17	0.43	45102010
7,734,375	1.00	---	---	---	09/07/2007	07/01/2011	5277	LIVANIS SA (CR)	0.125	---	↘	0.125	28/04/2023	---	---	---	---	---	---	---	---	---	---	---	966.80	0.12	0.18	40301030

## Shares' Notes

Code	Note text
( )	- Adjusted dividends.
*	- Last adjusted closing price.
[1]	- Net dividends.
[2]	- The "Date of Last Coupon" for New listings refers to the date company's stocks started to trade in Athex
[3]	- The Company Market Value is referred to the number of outstanding shares
[4]	- Sectors codification can be found in Appendix A
[5]	- The Market Value refers to the total number of shares listed (including their several classes) in the exchange by the company.
[6]	- P/E greater than 100
[7]	- Last view of the Order Book before the end of the trading session
[8]	- All Blocks Methods' Transactions Value are included.
4750	- Transfer to the Under Surveillance Category from 8/4/2011.
4955	- Transfer to the Surveillance Category as from 5/4/2013.
4957	- Transfer to the Surveillance Category as from 5/4/2013.
4958	- Transfer to the Surveillance Category as from 5/4/2013.
4959	- Transfer to the Surveillance Category as from 5/4/2013.
5093	- Transfer to the Surveillance Category as of 8/4/2015.
5141	- Transfer to the Surveillance Category as of 10/05/2017.
5160	- Transfer to the Surveillance Category as of 15/04/2016.
5165	- Transfer to the Surveillance Category as of 15/02/2018.
5179	- Suspension of trading as of 25/05/2018.
5193	- Transfer to the Surveillance Category as of 25/10/2018.
5197	- Transfer to the Surveillance Category as of 07/11/2018.
5216	- Suspension of trading as of 01/10/2019.
5232	- Transfer to the Under Surveillance Category from 08/04/2011.
5233	- Suspension of trading as of 13/05/2020.
5248	- Transfer to the Surveillance Category as of 06/09/20116.
5253	- Transfer to the Surveillance Category as of 14/5/2021.
5275	- Transfer to the Surveillance Category as of 09/07/2020.
5277	- Suspension of trading as of 02/05/2023.
5278	- Suspension of trading as of 03/05/2023.

## Securities Blocks Details

Securities	Block Volume	Price	Block Trade Value	Time of approval	Note
TERNA ENERGY (CR)	31,177	15.35	478,566.95	11:14:23	20
OPAP (CR)	46,000	14.80	680,800.00	11:18:06	20
ALPHA SERVICES HOLD (CR)	400,000	1.53	610,000.00	11:27:58	20
MYTILINEOS (CR)	20,000	34.40	688,000.00	11:30:09	20
ALPHA SERVICES HOLD (CR)	250,000	1.51	377,500.00	11:30:13	20
OTE (CR)	50,000	12.76	638,000.00	11:51:43	20
NATIONAL BANK (CR)	57,695	6.21	358,285.95	12:39:01	20
MYTILINEOS (CR)	20,000	34.84	696,800.00	14:00:07	20
OTE (CR)	70,000	12.75	892,500.00	14:49:42	20
NATIONAL BANK (CR)	69,631	6.18	430,041.06	15:02:32	20
OTE (CR)	100,000	12.75	1,275,000.00	15:23:42	20
MYTILINEOS (CR)	11,559	34.74	401,559.66	15:33:58	20
ALPHA SERVICES HOLD (CR)	250,000	1.50	374,000.00	15:49:05	20
OTE (CR)	30,000	12.75	382,500.00	16:13:53	20
OTE (CR)	50,000	12.75	637,500.00	16:14:34	20
OTE (CR)	50,000	12.76	638,000.00	16:14:44	20
OTE (CR)	30,000	12.77	383,100.00	16:49:14	20
NATIONAL BANK (CR)	802,744	6.20	4,977,012.80	16:59:23	20

## Blocks Notes

- 9 - Method 6-1 / Special Fees
- 10 - Method 6-1 / Special Fees, SDS
- 14 - Method 6-3 / Settlement, Incomplete Buy and Sell
- 18 - Method 6-2 / SPOT 1
- 19 - Method 6-2 / SPOT 2
- 20 - Method 6-1 and Method 6-1 Same Day Settlement
- 21 - Other Pre-agreed

Shares Rights Details

Occured date	Exercise from	Exercise until	Trading until	Rights	Price min	Price max	Closing price	Last Bid	Last Ask	Volume	Trades	Transactions Value
-----------------	------------------	-------------------	------------------	--------	--------------	--------------	------------------	----------	----------	--------	--------	-----------------------

No Rights Transactions.



Forced Sales Details

Securities	Category of Security	Transactions Volume	Number of Trades	Transactions Value	Note
MIG (CR)	Stocks	1,711	7	8,298.35	1

Forced Sales Notes

- 1 - Compulsory Public Forced Sales
- 2 - Forced Sales of Fixed Registered Shares
- 3 - Forced Sales of Remaining Fractional Shares

## Exchange Traded Funds (ETFs) Characteristics

	Transactions Date (T)	Creation / Redemption	Units (T-1)	New Units (T-1)	Redemption Units (T-1)	Units (T) [1]	Fund Assets [2]	Net Unit Price	Dividend per Unit	Dividend Date
ALPHA ETF FTSE Athex Large Cap	20/11/2023	5,000	924,675	---	---	924,675	28,355,770.00	30.6657	0.62	03/07/2023

## ETFs Notes

[1] - Units (T) = Units (T-1) + New Units (T-1) - Redemption Units (T-1)

[2] - The Creation / Redemption Units of T-1 are included.

Non Convertible Corporate Bonds - Regulated Market

Num Listed Bonds	Nominal price	Issue price	Today's Rate	Exp. Date	Duration (years)	Note	Coupon		Trading Unit	Corporate Bonds	Accrued Int.	Yield.T.Mat	Price min	Price max	Closing price	Previous closing price/date	Volume	Transactions Value	Last order		ear min	Year max		
							Common	Preffered											Price	Buy / Sell			Date	
100,000	1,000.00	1,000.00	2.70	25/05/2026	5	---	5	---	1	COSTAMARE PARTICIPATIONS PLC (Non Convertible)	13.5750	5.1030	93.8000	93.8000	93.8000	93.6370	17/11/2023	1,000	951.58	93.5001	B	20/11/2023	92.6000	97.0000
320,000	1,000.00	1,000.00	3.40	21/07/2027	7	---	7	---	1	LAMDA DEVELOPMENT S.A. (Non Convertible)	11.7111	5.2010	92.0200	92.9000	92.5229	92.5000	17/11/2023	7,000	6,558.58	92.5000	B	20/11/2023	90.2000	95.5000
200,000	1,000.00	1,000.00	2.10	27/10/2027	7	---	7	---	1	O.P.A.P. S.A. (Non Convertible)	1.5167	4.5710	90.6500	92.0000	90.6500	91.1000	17/11/2023	24,000	21,842.78	90.0100	B	20/11/2023	89.2745	95.4000
200,000	1,000.00	1,000.00	1.90	23/03/2028	7	---	6	---	1	MOTOR OIL CORINTH REFINERIES SA (Non Convertible)	3.0611	4.1030	91.0001	91.0001	91.0001	91.1000	17/11/2023	2,000	1,826.12	90.8000	B	20/11/2023	87.5500	92.6000
100,000	1,000.00	1,000.00	2.95	11/02/2027	5	---	4	---	1	SAFE BULKERS PARTICIPATIONS PLC (Non Convertible)	8.4403	6.2220	90.2001	90.2001	90.2001	89.7830	17/11/2023	1,000	910.44	90.2001	B	20/11/2023	89.7834	97.9500
230,000	1,000.00	1,000.00	4.70	12/07/2029	7	---	3	---	1	LAMDA DEVELOPMENT S.A. (Non convertible)	17.3639	4.8200	97.0000	98.9900	98.0588	97.0000	17/11/2023	51,000	50,895.56	97.0000	B	20/11/2023	94.9889	101.0000
100,000	1,000.00	1,000.00	4.40	26/07/2029	7	---	3	---	1	CPLP SHIPPING HOLDINGS PLC (Non Convertible)	14.5444	5.0210	95.0000	95.9000	95.9000	95.5000	17/11/2023	9,000	8,690.90	95.0000	B	20/11/2023	94.9625	100.8000
200,000	1,000.00	1,000.00	3.60	12/03/2026	7	---	10	---	1	AEGEAN AIRLINES S.A. (Non Convertible)	7.1000	4.4930	95.5101	96.4756	96.4756	96.5000	17/11/2023	46,000	44,325.06	95.5501	B	20/11/2023	95.1109	98.9000
500,000	1,000.00	1,000.00	2.75	03/07/2027	7	---	7	---	1	GEK TERNA S.A. (Non Convertible)	10.8472	6.0080	88.5000	89.0000	88.5000	88.5500	17/11/2023	69,000	61,899.46	88.3000	B	20/11/2023	86.8000	94.4535
120,000	1,000.00	1,000.00	3.95	04/04/2025	7	---	12	---	1	GEK TERNA S.A. (Non Convertible)	5.3764	4.4680	98.0000	98.0000	98.0000	98.0000	17/11/2023	100,000	98,537.64	97.6000	B	20/11/2023	97.5523	100.5000
175,000	1,000.00	1,000.00	3.40	26/07/2024	5	---	9	---	1	ATTICA HOLDINGS S.A. (Non Convertible)	11.2389	5.1480	98.3200	98.3202	98.3201	98.6850	17/11/2023	16,000	15,911.03	98.5000	B	20/11/2023	96.6179	99.4500
300,000	1,000.00	1,000.00	2.30	20/07/2028	7	---	5	---	1	PRODEA REIC S.A.(Non Convertible)	7.9861	5.7690	85.8000	86.1000	85.9333	86.0010	17/11/2023	10,000	8,678.90	85.5000	B	20/11/2023	82.0100	89.1000
150,000	1,000.00	1,000.00	2.65	22/10/2026	5	---	5	---	1	CPLP SHIPPING HOLDINGS PLC (Non Convertible)	2.2083	5.0840	93.0000	93.0000	93.0000	93.0000	17/11/2023	12,000	11,186.50	92.3500	B	20/11/2023	92.4500	96.0000
250,000	1,000.00	1,000.00	2.45	16/11/2028	7	---	5	---	1	ELVALHALCOR S.A. (Non Convertible)	0.4083	5.2100	87.9000	88.0500	87.9000	88.0000	17/11/2023	43,000	37,860.56	86.0000	B	20/11/2023	84.0000	92.0000
120,000	1,000.00	1,000.00	2.65	06/12/2028	7	---	4	---	1	NOVAL PROPERTY REIC (Non Convertible)	12.4403	5.2870	88.1000	88.9999	88.2579	89.0000	17/11/2023	19,000	17,005.36	87.0000	B	20/11/2023	83.8000	91.9500
300,000	1,000.00	1,000.00	2.30	14/12/2028	7	---	4	---	1	GEK TERNA S.A. (Non Convertible)	10.2861	5.9710	84.5000	85.0000	84.5000	85.3710	17/11/2023	14,000	11,994.01	84.1001	B	20/11/2023	80.0010	90.3500
100,000	1,000.00	1,000.00	2.80	25/01/2027	5	---	4	---	1	PREMIA S.A. (Non Convertible)	9.3333	6.4140	---	---	---	89.4500	17/11/2023	---	---	89.4000	B	20/11/2023	87.6862	95.9899
500,000	1,000.00	1,000.00	4.00	10/07/2030	7	---	1	---	1	MYTILINEOS S.A. (Non Convertible)	15.0000	4.2140	98.4000	98.7999	98.5512	98.4270	17/11/2023	59,000	59,023.68	98.4100	B	20/11/2023	98.3000	100.0700

Corporate Bonds Notes

Transactions Volume = (Pieces) \* (Nominal Price). Transactions Value = (Pieces) \* (Nominal Price) \* (price %) + (Accrued interest).  
The price of a Bond is stated as a percentage (%) of Bond's Nominal Price.  
Nominal Price in Euros (€), except if it is noted differently.

Non Convertible Corporate Bonds - Regulated Market

Num Listed Bonds	Nominal price	Issue price	Today's Rate	Exp. Date	Duration (years)	Note	Coupon		Trading Unit	Corporate Bonds	Accrued Int.	Yield.T.Mat	Price min	Price max	Closing price	Previous closing price/date	Volume	Transactions Value	Last order		ear min	Year max
							Common	Preferred											Price	Buy / Sell		
150,000	1,000.00	1,000.00	2.60	22/10/2026	7	---	9	---	1	TERNA ENERGY FINANCE S.A. (Non Convertible)	2.1667	5.1870	91.0005	91.9896	91.9196	92.1520 17/11/2023	22,000	20,133.48	91.1000	B	20/11/2023	90.4543 95.7400

Corporate Bonds Notes

Transactions Volume = (Pieces) \* (Nominal Price). Transactions Value = (Pieces) \* (Nominal Price) \* (price %) + (Accrued interest).  
The price of a Bond is stated as a percentage (%) of Bond's Nominal Price.  
Nominal Price in Euros (€), except if it is noted differently.

Government Bonds

Number Listed Bonds	Nominal price	Today's Rate	Accrued Interest Calc	Exp. Date [1]	Duration (years)	Note	Coupons Date	Curr. coupon value	Trading Unit	Government Bonds	Price min	Price max	Closing price	Previous closing price/date	Volume	Transactions Value	Price	Last order Buy / Sell	Date
4,500,000	1,000.00	1.88	Actual/Actual	04/02/2035	15	---	04/02	1.88	1	GGB-FXD-040235-15Y-1.875-1.000	---	---	---	---	---	---	---	---	---
1,805,793	1,000.00	3.45	Actual/Actual	02/04/2024	5	---	02/04	3.45	1	GGB-FXD-020424-05Y-3.450-1.000	---	---	---	---	---	---	---	---	---
6,000,000	1,000.00	0.75	Actual/Actual	18/06/2031	10	---	18/06	0.75	1	GGB-FXD-180631-10Y-0.750-1.000	---	---	---	---	---	---	---	---	---
2,900,000	1,000.00	3.88	Actual/Actual	15/06/2028	5	---	15/06	3.88	1	GGB-FXD-150628-05Y-3.875-1.000	---	---	---	---	---	---	---	---	---
5,962,747,327	1.00	3.75	Actual/Actual	30/01/2028	10	---	/02 - 01/02 - 31/	3.75	1	GGB-FXD-300128-10Y-3.750-1.00	---	---	---	85.4610 13/07/2018	---	---	1.0000	B	28/11/2018
7,067,309,386	1.00	3.90	Actual/Actual	30/01/2033	15	---	/02 - 01/02 - 31/	3.90	1	GGB-FXD-300133-15Y-3.900-1.00	---	---	---	78.6730 13/07/2018	---	---	1.0000	B	28/11/2018
5,622,848,349	1.00	4.00	Actual/Actual	30/01/2037	19	---	/02 - 01/02 - 31/	4.00	1	GGB-FXD-300137-19Y-4.000-1.00	---	---	---	77.0370 13/07/2018	---	---	1.0000	B	28/11/2018
5,476,770,669	1.00	4.20	Actual/Actual	30/01/2042	24	---	/02 - 01/02 - 31/	4.20	1	GGB-FXD-300142-24Y-4.200-1.00	---	---	---	77.7640 13/07/2018	---	---	1.0000	B	28/11/2018
48,794,718	1.00	4.30	Actual/Actual	24/02/2024	12	---	24/02	4.30	1	GGB-FXD-240224-12Y-2.000-1.00	---	---	---	10.0000 22/06/2015	---	---	---	---	---
40,248,141	1.00	4.30	Actual/Actual	24/02/2025	13	---	24/02	4.30	1	GGB-FXD-240225-13Y-2.000-1.00	---	---	---	10.0000 22/06/2015	---	---	---	---	---
59,586,043	1.00	4.30	Actual/Actual	24/02/2026	14	---	24/02	4.30	1	GGB-FXD-240226-14Y-2.000-1.00	---	---	---	10.0000 22/06/2015	---	---	---	---	---
41,118,344	1.00	4.30	Actual/Actual	24/02/2027	15	---	24/02	4.30	1	GGB-FXD-240227-15Y-2.000-1.00	---	---	---	10.0000 22/06/2015	---	---	---	---	---
45,137,734	1.00	4.30	Actual/Actual	24/02/2028	16	---	24/02	4.30	1	GGB-FXD-240228-16Y-2.000-1.00	---	---	---	10.0000 22/06/2015	---	---	---	---	---
61,768,888	1.00	4.30	Actual/Actual	24/02/2029	17	---	24/02	4.30	1	GGB-FXD-240229-17Y-2.000-1.00	---	---	---	10.0000 22/06/2015	---	---	---	---	---
54,567,744	1.00	4.30	Actual/Actual	24/02/2030	18	---	24/02	4.30	1	GGB-FXD-240230-18Y-2.000-1.00	---	---	---	10.0000 22/06/2015	---	---	---	---	---
37,541,515	1.00	4.30	Actual/Actual	24/02/2031	19	---	24/02	4.30	1	GGB-FXD-240231-19Y-2.000-1.00	---	---	---	10.0000 22/06/2015	---	---	---	---	---
37,558,317	1.00	4.30	Actual/Actual	24/02/2032	20	---	24/02	4.30	1	GGB-FXD-240232-20Y-2.000-1.00	---	---	---	10.0000 22/06/2015	---	---	---	---	---
37,473,732	1.00	4.30	Actual/Actual	24/02/2033	21	---	24/02	4.30	1	GGB-FXD-240233-21Y-2.000-1.00	---	---	---	10.0000 22/06/2015	---	---	---	---	---
33,888,293	1.00	4.30	Actual/Actual	24/02/2034	22	---	24/02	4.30	1	GGB-FXD-240234-22Y-2.000-1.00	---	---	---	10.0000 22/06/2015	---	---	---	---	---
35,177,800	1.00	4.30	Actual/Actual	24/02/2035	23	---	24/02	4.30	1	GGB-FXD-240235-23Y-2.000-1.00	---	---	---	10.0000 22/06/2015	---	---	---	---	---
35,547,268	1.00	4.30	Actual/Actual	24/02/2036	24	---	24/02	4.30	1	GGB-FXD-240236-24Y-2.000-1.00	---	---	---	10.0000 22/06/2015	---	---	---	---	---
40,246,306	1.00	4.30	Actual/Actual	24/02/2037	25	---	24/02	4.30	1	GGB-FXD-240237-25Y-2.000-1.00	---	---	---	10.0000 22/06/2015	---	---	---	---	---
37,643,952	1.00	4.30	Actual/Actual	24/02/2038	26	---	24/02	4.30	1	GGB-FXD-240238-26Y-2.000-1.00	---	---	---	10.0000 22/06/2015	---	---	---	---	---
36,977,100	1.00	4.30	Actual/Actual	24/02/2039	27	---	24/02	4.30	1	GGB-FXD-240239-27Y-2.000-1.00	---	---	---	10.0000 22/06/2015	---	---	---	---	---
41,615,000	1.00	4.30	Actual/Actual	24/02/2040	28	---	24/02	4.30	1	GGB-FXD-240240-28Y-2.000-1.00	---	---	---	10.0000 22/06/2015	---	---	---	---	---
42,227,208	1.00	4.30	Actual/Actual	24/02/2041	29	---	24/02	4.30	1	GGB-FXD-240241-29Y-2.000-1.00	---	---	---	10.0000 22/06/2015	---	---	---	---	---
68,288,487	1.00	4.30	Actual/Actual	24/02/2042	30	---	24/02	4.30	1	GGB-FXD-240242-30Y-2.000-1.00	---	---	---	10.0000 22/06/2015	---	---	---	---	---
4,000,000	1,000.00	3.88	Actual/Actual	12/03/2029	10	---	12/03	3.88	1	GGB-FXD-120329-10Y-3.875-1.000	---	---	---	---	---	---	100.0000	B	15/10/2019
4,500,000	1,000.00	0.00	Actual/Actual	12/02/2026	5	---	12/02	0.00	1	GGB-FXD-120226-05Y-0.000-1.000	---	---	---	---	---	---	---	---	---
2,209,163	1,000.00	3.38	Actual/Actual	15/02/2025	7	---	15/02	3.38	1	GGB-FXD-150225-07Y-3.375-1.000	---	---	---	---	---	---	---	---	---
964,000	1,000.00	3.25	Actual/Actual	20/03/2025	6	---	20/03	3.25	1	GGB-FXD-200325-06Y-3.250-1.000	---	---	---	---	---	---	---	---	---
2,100,000	1,000.00	3.55	Actual/Actual	20/03/2026	7	---	20/03	3.55	1	GGB-FXD-200326-07Y-3.550-1.000	---	---	---	---	---	---	---	---	---
5,500,000	1,000.00	1.50	Actual/Actual	18/06/2030	10	---	18/06	1.50	1	GGB-FXD-180630-10Y-1.500-1.000	---	---	---	---	---	---	---	---	---
3,500,000	1,000.00	4.38	Actual/Actual	18/07/2038	15	---	18/07	4.38	1	GGB-FXD-180738-15Y-4.375-1.000	---	---	---	---	---	---	---	---	---

Government Bonds Notes

Transactions Volume = (Pieces) \* (Nominal Price). Transactions Value = (Pieces) \* (Nominal Price) \* (price %) + (Accrued interest).

The Value of current coupon for the issues with NV 0.01 euro refers to NV 100 euros

FLR: Floating Interest Rate.

[1] - The Expiration Date of the interest bearing period and the Date for coupon payment.

Government Bonds

Number Listed Bonds	Nominal price	Today's Rate	Accrued Interest Calc	Exp. Date [1]	Duration (years)	Note	Coupons Date	Curr. coupon value	Trading Unit	Government Bonds	Price min	Price max	Closing price	Previous closing price/date	Volume	Transactions Value	Price	Last order Buy / Sell	Date
40,000	1,000.00	4.67	FLR	Actual/360	18/09/2024	1	---	18/09 - 19/03	---	1	GGB-FLT-180924-01Y-4.670-1.000	---	---	---	---	---	---	---	---
5,364,250	1,000.00	3.25		Actual/Actual	20/03/2050	30	---	20/03	3.25	1	GGB-FXD-200350-30Y-3.250-1.000	---	---	---	---	---	---	---	---
3,924,361	1,000.00	2.00		Actual/Actual	22/04/2027	7	---	22/04	2.00	1	GGB-FXD-220427-07Y-2.000-1.000	---	---	---	---	---	99.9000	B	22/04/2020
2,500,000	1,000.00	1.88		Actual/Actual	23/07/2026	7	---	23/07	1.88	1	GGB-FXD-230726-07Y-1.875-1.000	---	---	---	---	---	---	---	---
4,500,000	1,000.00	4.25		Actual/Actual	15/06/2033	10	---	15/06	4.25	1	GGB-FXD-150633-10Y-4.250-1.000	---	---	---	---	---	---	---	---
3,500,000	1,000.00	1.88		Actual/Actual	24/01/2052	30	---	24/01	1.88	1	GGB-FXD-240152-30Y-1.875-1.000	---	---	---	---	---	---	---	---
3,700,000	1,000.00	1.75		Actual/Actual	18/06/2032	10	---	18/06	1.75	1	GGB-FXD-180632-10Y-1.750-1.000	---	---	---	---	---	---	---	---
2,200,000	1,000.00	1.13	FLR	Actual/360	15/12/2027	5	---	- 15/12 - 15/03 -	---	1	GGB-FLT-151227-05Y-1.130-1.000	---	---	---	---	---	102.1600	B	30/12/2022

Government Bonds Notes

Transactions Volume = (Pieces) \* (Nominal Price). Transactions Value = (Pieces) \* (Nominal Price) \* (price %) + (Accrued interest).  
The Value of current coupon for the issues with NV 0.01 euro refers to NV 100 euros  
FLR: Floating Interest Rate.  
[1] - The Expiration Date of the interest bearing period and the Date for coupon payment.

Treasury Bills & Zero Coupon Government Bonds

	13-Week Maturity									26-Week Maturity								52-Week Maturity										
Issue Date	Exp. Date	Initial Rate	Num Listed Bonds	Nominal price	Issue price	Last Trade		Volume Traded	Note	Exp. Date	Initial Rate	Num Listed Bonds	Nominal price	Issue price	Last Trade		Volume Traded	Note	Exp. Date	Initial Rate	Num Listed Bonds	Nominal price	Issue price	Last Trade		Volume Traded	Note	
						Price	Date								Price	Date								Price	Date			
09/12/2022	---	---	---	---	---	---	---	---	---	---	---	---	---	---	---	---	---	---	---	08/12/2023	2.73	600,000	1,000.00	973.10	---	---	---	---
10/03/2023	---	---	---	---	---	---	---	---	---	---	---	---	---	---	---	---	---	---	---	08/03/2024	3.75	1,000,000	1,000.00	963.46	---	---	---	---
09/06/2023	---	---	---	---	---	---	---	---	---	---	---	---	---	---	---	---	---	---	---	07/06/2024	3.84	1,600,000	1,000.00	962.60	---	---	---	---
08/09/2023	---	---	---	---	---	---	---	---	---	---	---	---	---	---	---	---	---	---	---	06/09/2024	3.81	812,500	1,000.00	962.90	---	---	---	---

Bonds in Circulation	Currency / Min nominal traded Value	Coupons Payment Date	Current Coupon Value	Note	Coupon	Trading Unit	Issue Date	Duration (years)	Today's Interest	A.I.C in days	Bonds	Last price of previous days		Last Outcry in Cash (euro)			Trades in	Life	Life
													Price	Buy / Sell	Date	Pieces	min	Max	
Corporate Bonds in Foreign Currency and Euro																			
103,746	GBP / 10	01/12	0.25	---	64	1	01/12/1930	98	2.5	360	National Mortgage Bank	2.27	05/02/1996	2.27	S	05/02/1996	---	2.27	2.27
0	GBP / 10	01/12	0.25	---	66	1	01/12/1928	100	2.5	360	National Mortgage Bank	---	---	---	---	---	---	---	---

Government Bonds Notes

A.I.C: Accrued Interest Calculation base.  
FLR: Floating Interest Rate.  
The minimum tradeable Nominal Value for all Demeterialised Government Titles is 100 Euros.  
(μτφρ-0)



Athex & ATHEXClear Members List

Member Name			Stock Market			Derivatives Market		ATHEXClear Member	
Address	Phone	Fax	Market Member	Remote Member	Market Maker	Proprietary	Market Maker	General Clearing	Direct Clearing
A. SARRIS SECURITIES S.A.			a						
6, ΔΡΑΓΑΤΣΑΝΙΟΥ 6 ATHINA	2103367700								
AEONIC SECURITIES C.I.F. P.L.C.			a						
, ΛΑΪΟΥ 6, ΓΡ. 301B, ANNA COURT	35725337600								
ALPHA BANK S.A.								a	
, ΣΤΑΔΙΟΥ 40 ATHINA	2103260000								
ALPHA FINANCE INVESTMENT SERVICES SINGLE MEMBER SA			a		a	a	a		a
5, ΠΑΝΕΠΙΣΤΗΜΙΟΥ 45 ATHINA	2103677400								
ARGUS STOCKBROKERS LTD			a	a		a			
25 , 25 ΛΕΩΦΟΡΟΣ ΔΗΜΟΣΘΕΝΗ ΣΕΒΕΡΗ	0035722717000								
ATLANTIC SECURITIES LTD			a	a					
37, ΠΡΟΔΡΟΜΟΥ 37	0035722445400								
AXON SECURITIES S.A.			a			a			
48, ΣΤΑΔΙΟΥ 48 ATHINA	2103363800								
BETA SECURITIES S.A.			a		a	a			a
29 , Λ.ΑΛΕΞΑΝΔΡΑΣ 29 ATHINA	2106478930								
BNP PARIBAS S.A.								a	
, ΛΑΜΨΑΚΟΥ 2 ATHINA	2107468525								
BOFA SECURITIES EUROPE SA			a	a					
, 112 AVENUE KL?BER 75116	+33 153655555								
CAPITAL SECURITIES S.A.			a			a			
58, ΜΗΤΡΟΠΟΛΕΩΣ 58 ATHINA	2103369700								
CITIGROUP GLOBAL MARKETS EUROPE AG			a	a					
16, REUTERWEG 16	+49 691366-0								
CITIGROUP GLOBAL MARKETS LIMITED			a						
1, 33 CANADA SQUARE -CANARY WHARF	+44 02079864000								
CREDIT SUISSE BANK (EUROPE), S.A.			a	a					
, CALLE AYALA 42, 3A PLANTA-B MADRID	+34917916000								
CREDIT SUISSE SECURITIES (EUROPE) LIMITED			a						
1 , ONE CABOT SQUARE LONDON	+44 2078888888								
CYCLOS SECURITIES S.A.			a			a			
39, ΧΑΡΙΛΑΟΥ ΤΡΙΚΟΥΠΗ 6-8-10 ATHINA	2103364300								
DEUTSCHE BANK S.A.				a					
1 , GREAT WINCHESTER STREET LONDON	+44 20 754 54209	00441133361437							
EUROBANK EQUITIES INVESTMENT FIRM SINGLE MEMBER SA			a		a	a	a		a
, ΦΙΛΕΛΛΗΝΩΝ 10 & ΞΕΝΟΦΩΝΤΟΣ 13 ATHINA	2103720425								
EUROBANK S.A.								a	
, ΟΘΩΝΟΣ 8 ATHINA	2144043907								
EUROCORP INVESTMENT SERVICES S.A.			a			a			a
14, ΠΛ.ΦΙΛΙΚΗΣ ΕΤΑΙΡΕΙΑΣ 14 ATHINA	2107263600								
EUOTRUST INVESTMENT FIRM SA			a						
113, ΣΕΒΑΣΤΟΥΠΟΛΕΩΣ 113 ATHINA	2103363100								
EUROXX SECURITIES S.A.			a		a	a	a		a
7, PALEOLOGOU CHALANDRI	+30 2106879400	210-6879401							
7, PALAIOLOGOU CHALANDRI	(210)-6879400	(210)-6879401							
FREEDOM FINANCE EUROPE LTD			a	a					
, ΧΡΙΣΤΑΚΗ ΚΡΑΝΟΥ 20	035725257786								
G. A. PERVANAS SECURITIES- INVESTMENT SERVICES S.A.			a						
7-9, ΣΟΦΟΚΛΕΟΥΣ 7-9 ATHINA	2103727200								
GLOBAL CAPITAL SECURITIES & FINANCIAL SERVICES LTD			a	a					
50, ΛΑΡΧΙΕΠΙΣΚΟΠΟΥ ΜΑΚΑΡΙΟΥ Γ50	0035722710710								
GREENPOST TRADING EUROPE LTD			a	a	a				
, KIMONOS 3, ACROPOLIS MANSIONS, 2ND FLOOR, FLAT/OFFICE 202	035722521389								
HELLENIC AMERICAN SECURITIES S.A.			a		a	a			a
27, ΑΝΔΡΕΑ ΠΑΠΑΝΔΡΕΟΥ 27 MAROUSI	2103311100								
HELLENIC BANK (INVESTMENTS) LTD				a					
, AVE.KYRIAKOU MATSI 31 - PO BOX 24747 NICOSIA	+357 22500100	357 22500110							
HSBC CONTINENTAL EUROPE								a	
109-111, Λ.ΜΕΣΟΓΕΙΩΝ 109-111	2106960000								
INDEX SECURITIES S.A.			a						
6, ΔΡΑΓΑΤΣΑΝΙΟΥ 6 ATHINA	2103213920								
J. CHR. MAVRIKIS SECURITIES S.A.			a						
5, ΣΟΦΟΚΛΕΟΥΣ 5 ATHINA	2103216730								

Athex & ATHEXClear Members List

Member Name			Stock Market			Derivatives Market		ATHEXClear Member	
Address	Phone	Fax	Market Member	Remote Member	Market Maker	Proprietary	Market Maker	General Clearing	Direct Clearing
KAPPA SECURITIES S.A.			a			a			
15, ΒΑΛΑΟΡΙΤΟΥ 15 ATHINA	2103678600								
KARAMANOF SECURITIES & INVESTMENT SERVICES S.A.			a						
2, ΠΛ.ΑΓ.ΘΕΟΔΩΡΩΝ 2 ATHINA	2103212947								
LAIKI FINANCIAL SERVICES LTD			a						
26, AVE. VYRONOS NICOSIA	357 22367367	357 22718567							
LEON DEPOLAS SECURITIES S.A.			a		a	a			
1, ΧΡΗΣΤΟΥ ΛΑΔΑ 1 ATHINA	2103213276 -28								
MEGA EQUITY SECURITIES & FINANCIAL SERVICES PUBLIC LTD			a	a		a			
42-44, ΛΕΩΦ.ΓΡΙΒΑΔΙΓΕΝΗ 42-44	0035722711711								
MERIT SECURITIES S.A			a		a	a			a
5, ΣΟΦΟΚΛΕΟΥΣ 5 ATHINA	2103671880								
MERRILL LYNCH INTERNATIONAL			a						
2 , 2 KING EDWARD STREET LONDON	+44 20276281000								
N. CHRYSOCHOIDIS SECURITIES S.A.			a			a			a
7-9, ΣΟΦΟΚΛΕΟΥΣ 7-9 ATHINA	2103213913								
NATIONAL BANK OF GREECE S.A.			a		a	a		a	
86, AIOLOU STR. ATHINA	(210)-3341000	(210)-3228187							
68, ΑΚΑΔΙΜΙΑΣ STR. ATHINA	(210)-3328817	(210)-3328678							
NATIONAL SECURITIES SINGLE MEMBER SA			a		a	a	a		
66, ΛΕΩΦΟΡΟΣ ΑΘΗΝΩΝ 128-132 & ΙΦΙΓΕΝΙΑΣ ATHINA	2103328784								
NUNTIOUS BROKERAGE AND INVESTMENT SERVICES S.A			a						
6, ΔΡΑΓΑΤΣΑΝΙΟΥ 6 ATHINA	2103350599								
ONE PLUS CAPITAL LIMITED			a	a					
, 75 PRODROMOU AVENUE NICOSIA 1307	35722873760								
OPTIMA BANK S.A.			a		a	a	a	a	
, AIGIALEIAS 32 & PARADEISOY MAROUSI	210 8173000								
PANCRETA BANK S.A								a	
, ΙΚΑΡΟΥ 5	2810338746								
PANTELAKIS SECURITIES S.A.			a		a	a	a		
57, ΕΘΝΙΚΗΣ ΑΝΤΙΣΤΑΣΕΩΣ 57, ΚΤΙΠΙΟ Β CHALANDRI	2106965000								
PIRAEUS BANK S.A.			a			a		a	
, ΑΜΕΡΙΚΗΣ 4 ATHINA	2103335000								
PIRAEUS SECURITIES S. A.			a		a	a	a		a
10, ΣΤΑΔΙΟΥ 10 ATHINA	2103354100								
PROCHOICE SECURITIES LTD			a	a					
57, ΛΕΩΦ.ΣΠΥΡΟΥ ΚΥΠΡΙΑΝΟΥ 57, ΑΚΙΝΗΤΑ Φ	035724661192								
SHARELINK SECURITIES & FINANCIAL SERVICES LTD			a			a			
6 , HOUSE-ΘΕΟΤΟΚΗ 6 ΜΕΓΑΡΟ ΕΛΛΗΝΑ	+357 22554200								
SOCIETE GENERALE S.A.			a	a		a			
, 17 COURS VALMY, CEDEX	+157290504								
SOLIDUS SECURITIES S.A			a			a			a
64, ΛΟΥΙΖΗΣ ΠΙΑΝΚΟΥΡ 64 ATHINA	2106900600								
ST. EM. LAVRENTAKIS SECURITIES S.A.			a			a			
7-9, ΣΟΦΟΚΛΕΟΥΣ 7-9 ATHINA	2103213336								
THE CYPRUS INVESTMENT & & SECURITIES CORPORATION LTD			a	a					
154, 1 AG. PROKOPIOU & POSIDONOS 1ST FLOOR	0035722121700								
UBS EUROPE SE			a	a					
, OPERNTURM, BOCKENHEIMER LANDSTRASSE 2-4	496921790								
UBS LIMITED				a					
1 , FINSBURY AVENUE LONDON	+44 2075687135								

## List of Stocks under Market Making operations

Securities	Stock Category
Market Maker	Start Market Making
<b>MLS MULTIMEDIA SA (CR)</b>	<b>Suspension Status</b>
PIRAEUS SECURITIES S. A.	01/08/2019
<b>ALPHA ETF FTSE Athex Large Cap</b>	<b>Exchange Traded Funds (ETFs)</b>
ALPHA FINANCE INVESTMENT SERVICES SINGLE MEMBER SA	02/01/1900
NATIONAL SECURITIES SINGLE MEMBER SA	02/01/1900
<b>ADMIE (IPTO) HOLDING S.A. (CR)</b>	<b>Main Market</b>
EUROBANK EQUITIES INVESTMENT FIRM SINGLE MEMBER SA	24/05/2021
HELLENIC AMERICAN SECURITIES S.A.	09/03/2020
PIRAEUS SECURITIES S. A.	29/06/2017
<b>AEGEAN AIRLINES (CR)</b>	<b>Main Market</b>
EUROBANK EQUITIES INVESTMENT FIRM SINGLE MEMBER SA	22/09/2020
<b>ALPHA SERVICES HOLD (CR)</b>	<b>Main Market</b>
ALPHA FINANCE INVESTMENT SERVICES SINGLE MEMBER SA	29/02/2016
EUROBANK EQUITIES INVESTMENT FIRM SINGLE MEMBER SA	22/10/2006
GREENPOST TRADING EUROPE LTD	12/06/2023
HELLENIC AMERICAN SECURITIES S.A.	25/07/2014
LEON DEPOLAS SECURITIES S.A.	04/01/2016
MERIT SECURITIES S.A	03/09/2012
NATIONAL SECURITIES SINGLE MEMBER SA	02/01/1900
PIRAEUS SECURITIES S. A.	28/05/2009
<b>ALPHA TRUST (CR)</b>	<b>Main Market</b>
EUROBANK EQUITIES INVESTMENT FIRM SINGLE MEMBER SA	06/02/2023
LEON DEPOLAS SECURITIES S.A.	04/01/2021
<b>ALUMIL (CR)</b>	<b>Main Market</b>
PIRAEUS SECURITIES S. A.	31/07/2023
<b>ANDROMEDA SA (CR)</b>	<b>Main Market</b>
BETA SECURITIES S.A.	15/02/2021
OPTIMA BANK S.A.	03/04/2023
<b>ATTICA BANK S.A. (CR)</b>	<b>Main Market</b>
EUROXX SECURITIES S.A.	22/01/2016
PIRAEUS SECURITIES S. A.	20/09/2017
<b>AUSTRIACARD (CB)</b>	<b>Main Market</b>
BETA SECURITIES S.A.	23/03/2023
EUROBANK EQUITIES INVESTMENT FIRM SINGLE MEMBER SA	15/05/2023
<b>AUTOHELLAS SA (CR)</b>	<b>Main Market</b>
ALPHA FINANCE INVESTMENT SERVICES SINGLE MEMBER SA	01/07/2019
EUROXX SECURITIES S.A.	02/07/2018
<b>AVAX S.A. (CR)</b>	<b>Main Market</b>
EUROBANK EQUITIES INVESTMENT FIRM SINGLE MEMBER SA	14/12/2015
OPTIMA BANK S.A.	04/09/2023
PIRAEUS SECURITIES S. A.	01/02/2021
<b>AVE (CR)</b>	<b>Main Market</b>
EUROXX SECURITIES S.A.	05/06/2020
<b>BRIQ PROPERTIES (CR)</b>	<b>Main Market</b>
EUROBANK EQUITIES INVESTMENT FIRM SINGLE MEMBER SA	09/09/2019
LEON DEPOLAS SECURITIES S.A.	22/02/2021
<b>CC HBC AG (CR)</b>	<b>Main Market</b>
BETA SECURITIES S.A.	08/03/2021
NATIONAL SECURITIES SINGLE MEMBER SA	02/01/1900
PIRAEUS SECURITIES S. A.	04/05/2015
<b>CENERGY HOLDINGS (CB)</b>	<b>Main Market</b>
ALPHA FINANCE INVESTMENT SERVICES SINGLE MEMBER SA	02/01/2016
EUROBANK EQUITIES INVESTMENT FIRM SINGLE MEMBER SA	02/01/2016
OPTIMA BANK S.A.	14/03/2022
PANTELAKIS SECURITIES S.A.	27/12/2022
<b>CNL CAPITAL (CR)</b>	<b>Main Market</b>
MERIT SECURITIES S.A	01/10/2018
<b>DIMAND (CR)</b>	<b>Main Market</b>
ALPHA FINANCE INVESTMENT SERVICES SINGLE MEMBER SA	08/08/2022
EUROBANK EQUITIES INVESTMENT FIRM SINGLE MEMBER SA	08/08/2022
PANTELAKIS SECURITIES S.A.	15/05/2023
<b>EKTER SA (CR)</b>	<b>Main Market</b>
BETA SECURITIES S.A.	26/09/2022
EUROBANK EQUITIES INVESTMENT FIRM SINGLE MEMBER SA	16/10/2017
LEON DEPOLAS SECURITIES S.A.	21/05/2018
<b>ELASTRON (CR)</b>	<b>Main Market</b>
LEON DEPOLAS SECURITIES S.A.	20/02/2017

## List of Stocks under Market Making operations

Securities	Stock Category
Market Maker	Start Market Making
<b>ELLAKTOR (CR)</b>	Main Market
ALPHA FINANCE INVESTMENT SERVICES SINGLE MEMBER SA	18/03/2019
EUROBANK EQUITIES INVESTMENT FIRM SINGLE MEMBER SA	01/06/2012
EUROXX SECURITIES S.A.	24/09/2018
NATIONAL SECURITIES SINGLE MEMBER SA	02/01/1900
PIRAEUS SECURITIES S. A.	22/10/2018
<b>ELTON SA (CR)</b>	Main Market
EUROBANK EQUITIES INVESTMENT FIRM SINGLE MEMBER SA	28/11/2022
OPTIMA BANK S.A.	30/01/2023
<b>ELVALHALCOR (CR)</b>	Main Market
ALPHA FINANCE INVESTMENT SERVICES SINGLE MEMBER SA	07/05/2018
BETA SECURITIES S.A.	09/01/2023
EUROBANK EQUITIES INVESTMENT FIRM SINGLE MEMBER SA	07/05/2018
<b>ENTERSOFT (CR)</b>	Main Market
ALPHA FINANCE INVESTMENT SERVICES SINGLE MEMBER SA	23/03/2023
EUROBANK EQUITIES INVESTMENT FIRM SINGLE MEMBER SA	22/06/2020
<b>EUROBANK HOLDINGS (CR)</b>	Main Market
ALPHA FINANCE INVESTMENT SERVICES SINGLE MEMBER SA	09/01/2006
EUROBANK EQUITIES INVESTMENT FIRM SINGLE MEMBER SA	01/06/2012
GREENPOST TRADING EUROPE LTD	12/06/2023
HELLENIC AMERICAN SECURITIES S.A.	25/07/2014
LEON DEPOLAS SECURITIES S.A.	30/11/2018
MERIT SECURITIES S.A	06/11/2017
NATIONAL SECURITIES SINGLE MEMBER SA	02/01/1900
PIRAEUS SECURITIES S. A.	28/09/2009
<b>EUROCONSULTANTS S.A. (CR)</b>	Main Market
OPTIMA BANK S.A.	01/02/2023
<b>EYDAP S.A. (CR)</b>	Main Market
ALPHA FINANCE INVESTMENT SERVICES SINGLE MEMBER SA	27/01/2020
EUROBANK EQUITIES INVESTMENT FIRM SINGLE MEMBER SA	10/06/2019
<b>FOURLIS (CR)</b>	Main Market
EUROBANK EQUITIES INVESTMENT FIRM SINGLE MEMBER SA	01/12/2016
PIRAEUS SECURITIES S. A.	06/03/2017
<b>GEK TERNA (CR)</b>	Main Market
BETA SECURITIES S.A.	08/03/2021
EUROBANK EQUITIES INVESTMENT FIRM SINGLE MEMBER SA	24/05/2021
PIRAEUS SECURITIES S. A.	29/08/2019
<b>GR. SARANTIS S.A. (CR)</b>	Main Market
BETA SECURITIES S.A.	14/05/2012
EUROBANK EQUITIES INVESTMENT FIRM SINGLE MEMBER SA	24/10/2016
<b>HELLENIC EXCHANGES-A.S.E. (CR)</b>	Main Market
HELLENIC AMERICAN SECURITIES S.A.	01/09/2014
NATIONAL SECURITIES SINGLE MEMBER SA	02/01/1900
PIRAEUS SECURITIES S. A.	04/05/2015
<b>HELLENIQ ENERGY (CR)</b>	Main Market
ALPHA FINANCE INVESTMENT SERVICES SINGLE MEMBER SA	07/11/2023
EUROBANK EQUITIES INVESTMENT FIRM SINGLE MEMBER SA	01/11/2023
HELLENIC AMERICAN SECURITIES S.A.	14/09/2015
PIRAEUS SECURITIES S. A.	20/03/2017
<b>IDEAL HOLDINGS (CR)</b>	Main Market
EUROBANK EQUITIES INVESTMENT FIRM SINGLE MEMBER SA	07/06/2021
PIRAEUS SECURITIES S. A.	07/06/2021
<b>INTERCONTINENTAL (CR)</b>	Main Market
LEON DEPOLAS SECURITIES S.A.	03/06/2019
<b>INTERLIFE G.C.I.(CR)</b>	Main Market
BETA SECURITIES S.A.	24/10/2022
<b>INTERWOOD-XYLEMPORIA (CR)</b>	Main Market
EUROBANK EQUITIES INVESTMENT FIRM SINGLE MEMBER SA	05/07/2021
PANTELAKIS SECURITIES S.A.	01/07/2021
<b>INTRAKAT (CR)</b>	Main Market
BETA SECURITIES S.A.	04/10/2021
PANTELAKIS SECURITIES S.A.	10/10/2022
<b>JUMBO SA (CR)</b>	Main Market
BETA SECURITIES S.A.	01/02/2021
EUROBANK EQUITIES INVESTMENT FIRM SINGLE MEMBER SA	25/05/2020
GREENPOST TRADING EUROPE LTD	12/06/2023
MERIT SECURITIES S.A	06/11/2017
PIRAEUS SECURITIES S. A.	06/03/2017

## List of Stocks under Market Making operations

Securities	Stock Category
Market Maker	Start Market Making
<b>KLOUKINAS - LAPPAS SA (CR)</b>	Main Market
OPTIMA BANK S.A.	02/01/2023
<b>KRI-KRI S.A. (CR)</b>	Main Market
EUROBANK EQUITIES INVESTMENT FIRM SINGLE MEMBER SA	07/05/2018
LEON DEPOLAS SECURITIES S.A.	16/01/2017
<b>LAMDA DEVELOPMENT SA (CR)</b>	Main Market
EUROBANK EQUITIES INVESTMENT FIRM SINGLE MEMBER SA	08/12/2014
PANTELAKIS SECURITIES S.A.	06/11/2017
PIRAEUS SECURITIES S. A.	29/06/2017
<b>LAMPSA HOTEL SA (CR)</b>	Main Market
LEON DEPOLAS SECURITIES S.A.	16/01/2017
<b>MIG (CR)</b>	Main Market
PIRAEUS SECURITIES S. A.	02/02/2009
<b>MOTODYNAMICS S.A. (CR)</b>	Main Market
OPTIMA BANK S.A.	25/08/2023
<b>MOTOR OIL (CR)</b>	Main Market
BETA SECURITIES S.A.	08/03/2021
EUROBANK EQUITIES INVESTMENT FIRM SINGLE MEMBER SA	22/10/2006
GREENPOST TRADING EUROPE LTD	12/06/2023
LEON DEPOLAS SECURITIES S.A.	01/04/2019
MERIT SECURITIES S.A	25/02/2019
NATIONAL SECURITIES SINGLE MEMBER SA	02/01/1900
PIRAEUS SECURITIES S. A.	04/05/2015
<b>MPLE KEDROS (CR)</b>	Main Market
OPTIMA BANK S.A.	16/10/2023
OPTIMA BANK S.A.	08/11/2023
<b>MYTILINEOS (CR)</b>	Main Market
ALPHA FINANCE INVESTMENT SERVICES SINGLE MEMBER SA	15/04/2019
BETA SECURITIES S.A.	11/04/2022
EUROBANK EQUITIES INVESTMENT FIRM SINGLE MEMBER SA	20/09/2017
GREENPOST TRADING EUROPE LTD	12/06/2023
MERIT SECURITIES S.A	25/02/2019
NATIONAL SECURITIES SINGLE MEMBER SA	02/01/1900
PIRAEUS SECURITIES S. A.	04/05/2015
<b>NATIONAL BANK (CR)</b>	Main Market
ALPHA FINANCE INVESTMENT SERVICES SINGLE MEMBER SA	09/01/2006
EUROBANK EQUITIES INVESTMENT FIRM SINGLE MEMBER SA	22/10/2006
GREENPOST TRADING EUROPE LTD	12/06/2023
HELLENIC AMERICAN SECURITIES S.A.	25/07/2014
LEON DEPOLAS SECURITIES S.A.	20/05/2015
MERIT SECURITIES S.A	03/09/2012
NATIONAL SECURITIES SINGLE MEMBER SA	02/01/1900
PIRAEUS SECURITIES S. A.	08/09/2008
<b>OPAP (CR)</b>	Main Market
ALPHA FINANCE INVESTMENT SERVICES SINGLE MEMBER SA	09/01/2006
BETA SECURITIES S.A.	11/04/2022
EUROBANK EQUITIES INVESTMENT FIRM SINGLE MEMBER SA	22/10/2006
GREENPOST TRADING EUROPE LTD	12/06/2023
HELLENIC AMERICAN SECURITIES S.A.	25/07/2014
MERIT SECURITIES S.A	20/03/2017
NATIONAL SECURITIES SINGLE MEMBER SA	02/01/1900
PIRAEUS SECURITIES S. A.	04/05/2015
<b>OPTIMA BANK (CR)</b>	Main Market
OPTIMA BANK S.A.	06/11/2023
<b>OTE (CR)</b>	Main Market
ALPHA FINANCE INVESTMENT SERVICES SINGLE MEMBER SA	09/01/2006
BETA SECURITIES S.A.	11/04/2022
EUROBANK EQUITIES INVESTMENT FIRM SINGLE MEMBER SA	22/10/2006
GREENPOST TRADING EUROPE LTD	12/06/2023
HELLENIC AMERICAN SECURITIES S.A.	25/07/2014
LEON DEPOLAS SECURITIES S.A.	20/04/2015
MERIT SECURITIES S.A	20/03/2017
NATIONAL SECURITIES SINGLE MEMBER SA	02/01/1900
PIRAEUS SECURITIES S. A.	08/09/2008
<b>P.P.A. S.A. (CR)</b>	Main Market
EUROBANK EQUITIES INVESTMENT FIRM SINGLE MEMBER SA	06/02/2019
<b>PAPOUTSANIS (CR)</b>	Main Market
ALPHA FINANCE INVESTMENT SERVICES SINGLE MEMBER SA	19/11/2018
BETA SECURITIES S.A.	25/11/2013

## List of Stocks under Market Making operations

Securities	Stock Category
Market Maker	Start Market Making
<b>PETROPOULOS PETROS (CR)</b>	<b>Main Market</b>
EUROBANK EQUITIES INVESTMENT FIRM SINGLE MEMBER SA	01/04/2019
PANTELAKIS SECURITIES S.A.	16/03/2020
<b>PIRAEUS FINANCIAL HOLD (CR)</b>	<b>Main Market</b>
ALPHA FINANCE INVESTMENT SERVICES SINGLE MEMBER SA	15/04/2019
EUROBANK EQUITIES INVESTMENT FIRM SINGLE MEMBER SA	22/10/2006
EUROXX SECURITIES S.A.	15/02/2016
GREENPOST TRADING EUROPE LTD	12/06/2023
HELLENIC AMERICAN SECURITIES S.A.	25/07/2014
LEON DEPOLAS SECURITIES S.A.	30/11/2018
MERIT SECURITIES S.A	16/09/2013
NATIONAL SECURITIES SINGLE MEMBER SA	02/01/1900
PIRAEUS SECURITIES S. A.	16/02/2009
<b>PPC (CR)</b>	<b>Main Market</b>
ALPHA FINANCE INVESTMENT SERVICES SINGLE MEMBER SA	09/01/2006
BETA SECURITIES S.A.	01/02/2021
EUROBANK EQUITIES INVESTMENT FIRM SINGLE MEMBER SA	22/10/2006
GREENPOST TRADING EUROPE LTD	12/06/2023
HELLENIC AMERICAN SECURITIES S.A.	01/09/2014
MERIT SECURITIES S.A	06/11/2017
NATIONAL SECURITIES SINGLE MEMBER SA	02/01/1900
PIRAEUS SECURITIES S. A.	28/09/2009
<b>PREMIA (CR)</b>	<b>Main Market</b>
BETA SECURITIES S.A.	01/06/2021
LEON DEPOLAS SECURITIES S.A.	05/12/2022
PANTELAKIS SECURITIES S.A.	23/12/2021
<b>PROFILE SA (CR)</b>	<b>Main Market</b>
OPTIMA BANK S.A.	03/04/2023
PANTELAKIS SECURITIES S.A.	01/07/2019
<b>QUALITY &amp; RELIABILITY SA (CR)</b>	<b>Main Market</b>
OPTIMA BANK S.A.	03/01/2023
<b>QUEST HOLDINGS (CR)</b>	<b>Main Market</b>
BETA SECURITIES S.A.	26/03/2018
EUROBANK EQUITIES INVESTMENT FIRM SINGLE MEMBER SA	28/01/2019
<b>REVOIL (CR)</b>	<b>Main Market</b>
BETA SECURITIES S.A.	26/06/2023
<b>SIDMA STEEL (CR)</b>	<b>Main Market</b>
OPTIMA BANK S.A.	25/05/2023
<b>SPACE HELLAS SA (CR)</b>	<b>Main Market</b>
MERIT SECURITIES S.A	09/12/2022
<b>TECHNICAL OLYMPIC SA (CR)</b>	<b>Main Market</b>
OPTIMA BANK S.A.	05/07/2023
<b>TERNA ENERGY (CR)</b>	<b>Main Market</b>
EUROBANK EQUITIES INVESTMENT FIRM SINGLE MEMBER SA	24/05/2021
PIRAEUS SECURITIES S. A.	09/12/2019
<b>THRACE PLASTICS SA (CR)</b>	<b>Main Market</b>
ALPHA FINANCE INVESTMENT SERVICES SINGLE MEMBER SA	26/03/2018
EUROBANK EQUITIES INVESTMENT FIRM SINGLE MEMBER SA	26/03/2018
<b>TITAN CEMENT (CB)</b>	<b>Main Market</b>
BETA SECURITIES S.A.	01/02/2021
EUROBANK EQUITIES INVESTMENT FIRM SINGLE MEMBER SA	06/11/2019
PIRAEUS SECURITIES S. A.	18/01/2021
<b>TRADE ESTATES REIC (CR)</b>	<b>Main Market</b>
EUROBANK EQUITIES INVESTMENT FIRM SINGLE MEMBER SA	08/11/2023
EUROBANK EQUITIES INVESTMENT FIRM SINGLE MEMBER SA	10/11/2023
PANTELAKIS SECURITIES S.A.	10/11/2023
PANTELAKIS SECURITIES S.A.	08/11/2023
<b>TZIRAKIAN PROFIL (CR)</b>	<b>Main Market</b>
LEON DEPOLAS SECURITIES S.A.	19/07/2021
<b>VIOHALCO SA/NV (CB)</b>	<b>Main Market</b>
ALPHA FINANCE INVESTMENT SERVICES SINGLE MEMBER SA	11/03/2008
EUROBANK EQUITIES INVESTMENT FIRM SINGLE MEMBER SA	04/03/2014
MERIT SECURITIES S.A	17/03/2014

Underlying Asset				Derivatives Market													
Price max	Price min	Closing price	change	Delivery Month	Open price	Price max	Price min	Last price	Closing price	Last Bid	Last Ask	Fixing price*	Life high	Life low	Trades	Volume	Open Interest
FTSE/Athex Large Cap																	(Trade Unit: 1 Index Point x 2€, Cash Settlement)
3,074.69	3,033.68	3,045.36	-0.11%	December 2023	3,044.00	3,066.50	3,021.00	3,028.00	3,028.00	---	---		3,088.00	---	193	882	3,498
				January 2024	3,050.50	3,060.00	3,026.25	3,026.25	3,026.25	---	---		3,060.00	---	8	46	82
				February 2024	---	---	---	---	3,064.00	---	---		---	---	---	---	---
				March 2024	---	---	---	---	3,068.75	---	---		---	---	---	---	---
				June 2024	---	---	---	---	3,085.50	---	---		---	---	---	---	---
				September 2024	---	---	---	---	3,100.75	---	---		---	---	---	---	---
FTSE/Athex Banks																	(Trade Unit: 1 Index Point x 15€, Cash Settlement)
1,069.68	1,045.84	1,055.64	-0.39%	December 2023	1,067.00	1,067.00	1,050.00	1,053.00	1,053.00	---	---		1,075.00	---	6	52	1,916
				March 2024	---	---	---	---	1,066.75	---	---		---	---	---	---	---
				June 2024	---	---	---	---	1,072.50	---	---		---	---	---	---	---
				September 2024	---	---	---	---	1,078.00	---	---		---	---	---	---	---
MSCI GREECE REBASED																	(Trade Unit: 1 Index Point x 2€, Cash Settlement)
4,943.41	4,873.53	4,897.62	-0.01%	December 2023	---	---	---	---	5,075.50	---	---		5,019.75	---	---	---	103
				January 2024	---	---	---	---	4,867.75	---	---		4,683.25	---	---	---	---
				February 2024	---	---	---	---	4,923.00	---	---		---	---	---	---	---
				March 2024	---	---	---	---	4,930.50	---	---		---	---	---	---	---
				April 2024	---	---	---	---	4,940.00	---	---		---	---	---	---	---
				May 2024	---	---	---	---	4,947.75	---	---		---	---	---	---	---
				June 2024	---	---	---	---	4,957.25	---	---		---	---	---	---	---
				September 2024	---	---	---	---	4,982.00	---	---		---	---	---	---	---

Underlying Asset				Derivatives Market													
Price max	Price min	Closing price	change	Delivery Month	Open price	Price max	Price min	Last price	Closing price	Last Bid	Last Ask	Fixing price*	Life high	Life low	Trades	Volume	Open Interest
ADMIE (IPTO) HOLDING S.A. (CR)				(Contract Size: 100 Securities, Physical Delivery)													
2.14	2.075	2.1	2.44%	December 2023	2.08	2.14	2.08	2.12	2.12	---	---	---	2.42	---	118	766	24,739
				March 2024	---	---	---	---	2.06	---	---	---	---	---	---	---	---
				June 2024	---	---	---	---	2.07	---	---	---	---	---	---	---	---
				September 2024	---	---	---	---	2.09	---	---	---	---	---	---	---	---
AEGEAN AIRLINES (CR)				(Contract Size: 100 Securities, Physical Delivery)													
11.96	11.74	11.78	-1.67%	December 2023	11.96	11.96	11.83	11.84	11.84	---	---	---	13.64	---	57	170	5,370
				March 2024	12.14	12.14	12.14	12.14	12.14	---	---	---	12.14	---	2	35	258
				June 2024	---	---	---	---	12.12	---	---	---	---	---	---	---	---
				September 2024	---	---	---	---	12.18	---	---	---	---	---	---	---	---
ALPHA SERVICES HOLD (CR)				(Contract Size: 100 Securities, Physical Delivery)													
1.53	1.48	1.514	-0.07%	December 2023	1.53	1.53	1.49	1.51	1.51	---	---	---	1.65	---	202	7,336	194,394
				March 2024	1.52	1.52	1.52	1.52	1.52	---	---	---	1.52	---	2	11	35
				June 2024	---	---	---	---	1.50	---	---	---	1.47	---	---	---	---
				September 2024	---	---	---	---	1.54	---	---	---	---	---	---	---	---
AUTOHELLAS SA (CR)				(Contract Size: 100 Securities, Physical Delivery)													
12.86	12.5	12.84	-0.16%	December 2023	12.76	12.76	12.72	12.74	12.74	---	---	---	14.22	---	4	9	193
				March 2024	---	---	---	---	12.95	---	---	---	---	---	---	---	---
				June 2024	---	---	---	---	13.02	---	---	---	---	---	---	---	---
				September 2024	---	---	---	---	13.08	---	---	---	---	---	---	---	---
AVAX S.A. (CR)				(Contract Size: 100 Securities, Physical Delivery)													
1.396	1.37	1.38	-0.58%	December 2023	---	---	---	---	1.37	---	---	---	1.49	---	---	---	1,285
				March 2024	---	---	---	---	1.40	---	---	---	---	---	---	---	---
				June 2024	---	---	---	---	1.40	---	---	---	---	---	---	---	---
				September 2024	---	---	---	---	1.41	---	---	---	---	---	---	---	---
CC HBC AG (CR)				(Contract Size: 100 Securities, Physical Delivery)													
24.4	24	24.02	-0.74%	December 2023	24.13	24.13	24.13	24.13	24.13	---	---	---	27.19	---	1	1	560
				March 2024	---	---	---	---	24.36	---	---	---	---	---	---	---	---
				June 2024	---	---	---	---	24.49	---	---	---	---	---	---	---	---
				September 2024	---	---	---	---	24.61	---	---	---	---	---	---	---	---
CENERGY HOLDINGS (CB)				(Contract Size: 100 Securities, Physical Delivery)													
6.98	6.75	6.86	0.88%	December 2023	6.85	6.96	6.85	6.87	6.87	---	---	---	7.22	---	18	59	4,622
				March 2024	---	---	---	---	6.84	---	---	---	---	---	---	---	---
				June 2024	---	---	---	---	6.88	---	---	---	---	---	---	---	---
				September 2024	---	---	---	---	6.92	---	---	---	---	---	---	---	---

Derivatives notes

Fixing prices and final open positions can be retrieved from the following path <http://www.helex.gr/el/web/guest/statistics-end-of-day-derivatives>



Underlying Asset				Derivatives Market													
Price max	Price min	Closing price	change	Delivery Month	Open price	Price max	Price min	Last price	Closing price	Last Bid	Last Ask	Fixing price*	Life high	Life low	Trades	Volume	Open Interest
ELLAKTOR (CR)				(Contract Size: 100 Securities, Physical Delivery)													
2.225	2.18	2.2	-1.12%	December 2023	2.24	2.24	2.19	2.20	2.20	---	---	---	2.31	---	7	25	829
				March 2024	---	---	---	---	2.24	---	---	---	---	---	---	---	---
				June 2024	---	---	---	---	2.25	---	---	---	---	---	---	---	---
				September 2024	---	---	---	---	2.26	---	---	---	---	---	---	---	---
ELVALHALCOR (CR)				(Contract Size: 100 Securities, Physical Delivery)													
1.856	1.79	1.828	2.12%	December 2023	1.80	1.85	1.79	1.80	1.80	---	---	---	2.09	---	33	158	1,377
				March 2024	---	---	---	---	1.80	---	---	---	---	---	---	---	---
				June 2024	---	---	---	---	1.81	---	---	---	---	---	---	---	---
				September 2024	---	---	---	---	1.82	---	---	---	---	---	---	---	---
EUROBANK HOLDINGS (CR)				(Contract Size: 100 Securities, Physical Delivery)													
1.69	1.615	1.65	-1.20%	December 2023	1.68	1.68	1.63	1.64	1.64	---	---	---	1.69	---	151	2,557	31,503
				March 2024	1.69	1.69	1.65	1.65	1.65	---	---	---	1.69	---	9	22	---
				June 2024	---	---	---	---	1.69	---	---	---	---	---	---	---	---
				September 2024	---	---	---	---	1.70	---	---	---	---	---	---	---	---
EYDAP S.A. (CR)				(Contract Size: 100 Securities, Physical Delivery)													
5.99	5.8	5.9	0.00%	December 2023	5.94	5.98	5.94	5.98	5.98	---	---	---	6.52	---	6	26	2,419
				March 2024	---	---	---	---	5.94	---	---	---	---	---	---	---	---
				June 2024	---	---	---	---	5.97	---	---	---	---	---	---	---	---
				September 2024	---	---	---	---	6.00	---	---	---	---	---	---	---	---
FOURLIS (CR)				(Contract Size: 100 Securities, Physical Delivery)													
4.195	4.065	4.19	1.21%	December 2023	4.11	4.19	4.11	4.19	4.19	---	---	---	4.65	---	17	72	925
				March 2024	---	---	---	---	4.17	---	---	---	---	---	---	---	---
				June 2024	---	---	---	---	4.19	---	---	---	---	---	---	---	---
				September 2024	---	---	---	---	4.21	---	---	---	---	---	---	---	---
GEK TERNA (CR)				(Contract Size: 100 Securities, Physical Delivery)													
13.56	13.3	13.4	0.00%	December 2023	13.49	13.49	13.49	13.49	13.49	---	---	---	13.79	---	2	10	6,241
				March 2024	---	---	---	---	13.49	---	---	---	---	---	---	---	---
				June 2024	---	---	---	---	13.56	---	---	---	---	---	---	---	---
				September 2024	---	---	---	---	13.63	---	---	---	---	---	---	---	---
HELLENIC EXCHANGES-A.S.E. (CR)				(Contract Size: 100 Securities, Physical Delivery)													
5.34	5.14	5.25	-0.19%	December 2023	5.28	5.29	5.20	5.22	5.22	---	---	---	5.33	---	27	127	9,126
				March 2024	5.30	5.30	5.30	5.30	5.30	---	---	---	5.30	---	1	4	---
				June 2024	---	---	---	---	5.32	---	---	---	---	---	---	---	---
				September 2024	---	---	---	---	5.35	---	---	---	---	---	---	---	---

Derivatives notes

Fixing prices and final open positions can be retrieved from the following path <http://www.helex.gr/el/web/guest/statistics-end-of-day-derivatives>

Underlying Asset				Derivatives Market													
Price max	Price min	Closing price	change	Delivery Month	Open price	Price max	Price min	Last price	Closing price	Last Bid	Last Ask	Fixing price*	Life high	Life low	Trades	Volume	Open Interest
HELLENiQ ENERGY (CR)				(Contract Size: 100 Securities, Physical Delivery)													
8	7.69	7.72	-2.28%	December 2023	7.88	8.01	7.76	7.77	7.77	---	---	---	8.01	---	19	91	1,308
				March 2024	---	---	---	---	7.95	---	---	---	---	---	---	---	---
				June 2024	---	---	---	---	8.00	---	---	---	---	---	---	---	---
				September 2024	---	---	---	---	8.04	---	---	---	---	---	---	---	---
INTRACOM HOLDINGS (CR)				(Contract Size: 100 Securities, Physical Delivery)													
2.5	2.35	2.4	-3.23%	December 2023	2.48	2.51	2.38	2.41	2.41	---	---	---	2.59	---	124	819	6,770
				March 2024	---	---	---	---	2.50	---	---	---	---	---	---	---	---
				June 2024	---	---	---	---	2.51	---	---	---	---	---	---	---	---
				September 2024	---	---	---	---	2.52	---	---	---	---	---	---	---	---
INTRAKAT (CR)				(Contract Size: 100 Securities, Physical Delivery)													
3.495	3.44	3.48	-0.29%	December 2023	3.48	3.49	3.46	3.46	3.46	---	---	---	3.52	---	12	40	6,924
				March 2024	3.54	3.54	3.50	3.50	3.50	---	---	---	3.58	---	10	122	1,451
				June 2024	---	---	---	---	3.53	---	---	---	---	---	---	---	---
				September 2024	---	---	---	---	3.55	---	---	---	---	---	---	---	---
JUMBO SA (CR)				(Contract Size: 100 Securities, Physical Delivery)													
27.04	26.42	26.42	-0.83%	December 2023	25.58	25.58	25.25	25.25	25.25	---	---	---	28.13	---	5	9	870
				March 2024	---	---	---	---	26.82	---	---	---	---	---	---	---	---
				June 2024	---	---	---	---	26.96	---	---	---	---	---	---	---	---
				September 2024	---	---	---	---	27.10	---	---	---	---	---	---	---	---
LAMDA DEVELOPMENT SA (CR)				(Contract Size: 100 Securities, Physical Delivery)													
6.82	6.57	6.57	-1.94%	December 2023	6.77	6.84	6.60	6.61	6.61	---	---	---	6.84	---	55	189	5,813
				March 2024	---	---	---	---	6.74	---	---	---	---	---	---	---	---
				June 2024	---	---	---	---	6.78	---	---	---	---	---	---	---	---
				September 2024	---	---	---	---	6.81	---	---	---	---	---	---	---	---
MIG (CR)				(Contract Size: 100 Securities, Physical Delivery)													
4.945	4.2	4.85	16.59%	December 2023	4.37	4.88	4.37	4.80	4.80	---	---	---	4.88	---	17	36	65
				March 2024	---	---	---	---	4.19	---	---	---	---	---	---	---	---
				June 2024	---	---	---	---	4.21	---	---	---	---	---	---	---	---
				September 2024	---	---	---	---	4.23	---	---	---	---	---	---	---	---
MOTOR OIL (CR)				(Contract Size: 100 Securities, Physical Delivery)													
22.72	22.38	22.44	0.90%	December 2023	22.67	22.67	22.55	22.55	22.55	---	---	---	24.10	---	3	11	1,144
				March 2024	---	---	---	---	22.39	---	---	---	---	---	---	---	---
				June 2024	---	---	---	---	22.51	---	---	---	---	---	---	---	---
				September 2024	---	---	---	---	22.62	---	---	---	---	---	---	---	---

Derivatives notes

Fixing prices and final open positions can be retrieved from the following path <http://www.helex.gr/el/web/guest/statistics-end-of-day-derivatives>

Underlying Asset				Derivatives Market													
Price max	Price min	Closing price	change	Delivery Month	Open price	Price max	Price min	Last price	Closing price	Last Bid	Last Ask	Fixing price*	Life high	Life low	Trades	Volume	Open Interest
MYTILINEOS (CR)				(Contract Size: 100 Securities, Physical Delivery)													
35.08	34	35.08	1.86%	December 2023	34.57	35.14	34.57	35.10	35.10	---	---	---	38.12	---	74	198	3,780
				March 2024	---	---	---	---	34.67	---	---	---	---	---	---	---	---
				June 2024	---	---	---	---	34.86	---	---	---	---	---	---	---	---
				September 2024	---	---	---	---	35.03	---	---	---	---	---	---	---	---
NATIONAL BANK (CR)				(Contract Size: 100 Securities, Physical Delivery)													
6.254	6.108	6.24	1.96%	December 2023	5.96	6.17	5.96	6.15	6.15	---	---	---	6.43	---	920	13,014	28,569
				March 2024	6.14	6.14	6.10	6.11	6.11	---	---	---	6.14	---	3	3	601
				June 2024	---	---	---	---	6.19	---	---	---	---	---	---	---	---
				September 2024	---	---	---	---	6.22	---	---	---	---	---	---	---	---
OPAP (CR)				(Contract Size: 100 Securities, Physical Delivery)													
14.94	14.62	14.62	-0.88%	December 2023	14.82	14.91	14.71	14.74	14.74	---	---	---	16.20	---	36	166	2,044
				March 2024	---	---	---	---	14.85	---	---	---	---	---	---	---	---
				June 2024	---	---	---	---	14.93	---	---	---	---	---	---	---	---
				September 2024	---	---	---	---	15.00	---	---	---	---	---	---	---	---
OPTIMA BANK (CR)				(Contract Size: 100 Securities, Physical Delivery)													
7.19	7.14	7.16	-0.42%	December 2023	---	---	---	---	7.17	---	---	---	7.12	---	---	---	47
				March 2024	---	---	---	---	7.24	---	---	---	---	---	---	---	---
				June 2024	---	---	---	---	7.28	---	---	---	---	---	---	---	---
				September 2024	---	---	---	---	7.31	---	---	---	---	---	---	---	---
OTE (CR)				(Contract Size: 100 Securities, Physical Delivery)													
12.89	12.68	12.85	1.50%	December 2023	12.83	12.90	12.76	12.90	12.90	---	---	---	14.17	---	99	476	7,960
				March 2024	---	---	---	---	12.94	---	---	---	13.12	---	---	---	14
				June 2024	---	---	---	---	12.81	---	---	---	---	---	---	---	---
				September 2024	---	---	---	---	12.88	---	---	---	---	---	---	---	---
P.P.A. S.A. (CR)				(Contract Size: 100 Securities, Physical Delivery)													
22.3	21.35	22.25	4.21%	December 2023	---	---	---	---	21.61	---	---	---	22.35	---	---	---	203
				March 2024	---	---	---	---	21.49	---	---	---	---	---	---	---	---
				June 2024	---	---	---	---	21.61	---	---	---	---	---	---	---	---
				September 2024	---	---	---	---	21.72	---	---	---	---	---	---	---	---
PIRAEUS FINANCIAL HOLD (CR)				(Contract Size: 100 Securities, Physical Delivery)													
3.19	3.036	3.046	-2.99%	December 2023	3.17	3.19	3.05	3.07	3.07	---	---	---	3.36	---	311	7,232	70,485
				March 2024	3.09	3.09	3.09	3.09	3.09	---	---	---	3.09	---	1	100	---
				June 2024	---	---	---	---	3.18	---	---	---	---	---	---	---	---
				September 2024	---	---	---	---	3.19	---	---	---	---	---	---	---	---

Derivatives notes

Fixing prices and final open positions can be retrieved from the following path <http://www.helex.gr/el/web/guest/statistics-end-of-day-derivatives>

Underlying Asset				Derivatives Market													
Price max	Price min	Closing price	change	Delivery Month	Open price	Price max	Price min	Last price	Closing price	Last Bid	Last Ask	Fixing price*	Life high	Life low	Trades	Volume	Open Interest
PPC (CR)				(Contract Size: 100 Securities, Physical Delivery)													
10.42	10.2	10.2	-0.88%	December 2023	10.37	10.48	10.26	10.26	10.26	---	---		10.69	---	78	466	24,810
				March 2024	10.40	10.40	10.40	10.40	10.40	---	---		10.60	---	1	40	816
				June 2024	---	---	---	---	10.41	---	---		---	---	---	---	---
				September 2024	---	---	---	---	10.47	---	---		---	---	---	---	---
QUEST HOLDINGS (CR)				(Contract Size: 100 Securities, Physical Delivery)													
5.91	5.72	5.87	-0.17%	December 2023	5.82	5.82	5.78	5.78	5.78	---	---		6.25	---	11	11	94
				March 2024	---	---	---	---	5.92	---	---		---	---	---	---	---
				June 2024	---	---	---	---	5.95	---	---		---	---	---	---	---
				September 2024	---	---	---	---	5.98	---	---		---	---	---	---	---
TERNA ENERGY (CR)				(Contract Size: 100 Securities, Physical Delivery)													
15.53	15.23	15.43	1.45%	December 2023	15.50	15.59	15.32	15.42	15.42	---	---		17.23	---	44	202	15,335
				March 2024	---	---	---	---	15.31	---	---		---	---	---	---	---
				June 2024	---	---	---	---	15.39	---	---		---	---	---	---	---
				September 2024	---	---	---	---	15.47	---	---		---	---	---	---	---
TITAN CEMENT (CB)				(Contract Size: 100 Securities, Physical Delivery)													
19.16	19	19.08	-0.21%	December 2023	19.10	19.16	19.02	19.13	19.13	---	---		19.40	---	20	158	953
				March 2024	---	---	---	---	19.25	---	---		---	---	---	---	---
				June 2024	---	---	---	---	19.35	---	---		---	---	---	---	---
				September 2024	---	---	---	---	19.45	---	---		---	---	---	---	---
VIOHALCO SA/NV (CB)				(Contract Size: 100 Securities, Physical Delivery)													
5.64	5.43	5.64	3.11%	December 2023	5.50	5.62	5.47	5.58	5.58	---	---		6.66	---	86	384	5,507
				March 2024	---	---	---	---	5.51	---	---		---	---	---	---	---
				June 2024	---	---	---	---	5.54	---	---		---	---	---	---	---
				September 2024	---	---	---	---	5.56	---	---		---	---	---	---	---

Derivatives notes

Fixing prices and final open positions can be retrieved from the following path <http://www.helex.gr/el/web/guest/statistics-end-of-day-derivatives>

Daily Official List																Year: 144 Trading Day No: 222																							
Section 7: Index Options																Monday, 20 November, 2023																							
FTSE/Athex Large Cap																(Trade Unit: 1 Index Point x 2€ - Exercise Style: European, Cash Settlement)																							
Call Options																Put Options																							
December 2023								January 2024								Other Months				December 2023								January 2024								Other Months			
Exercise Price	Open price	Price max	Price min	Last price	Closing price	Volume	Open Interest	Open price	Price max	Price min	Last price	Closing price	Volume	Open Interest	Volume	Open Interest	Open price	Price max	Price min	Last price	Closing price	Volume	Open Interest	Open price	Price max	Price min	Last price	Closing price	Volume	Open Interest	Volume	Open Interest	Exercise Price						
1,975	0.00	0.00	0.00	-	1,063.00	-	-	-	-	-	-	-	-	-	-	-	0.00	0.00	0.00	-	0.01	-	-	-	-	-	-	-	-	-	-	1,975							
2,000	0.00	0.00	0.00	-	1,038.00	-	-	-	-	-	-	-	-	-	-	-	0.00	0.00	0.00	-	0.01	-	-	-	-	-	-	-	-	-	-	2,000							
2,050	0.00	0.00	0.00	-	988.00	-	-	-	-	-	-	-	-	-	-	-	0.00	0.00	0.00	-	0.01	-	-	-	-	-	-	-	-	-	-	2,050							
2,100	0.00	0.00	0.00	-	938.00	-	-	-	-	-	-	-	-	-	-	-	0.00	0.00	0.00	-	0.01	-	-	-	-	-	-	-	-	-	-	2,100							
2,150	0.00	0.00	0.00	-	888.00	-	-	-	-	-	-	-	-	-	-	-	0.00	0.00	0.00	-	0.01	-	-	-	-	-	-	-	-	-	-	2,150							
2,200	0.00	0.00	0.00	-	838.00	-	-	-	-	-	-	-	-	-	-	-	0.00	0.00	0.00	-	0.01	-	-	-	-	-	-	-	-	-	-	2,200							
2,250	0.00	0.00	0.00	-	789.00	-	-	-	-	-	-	-	-	-	-	-	0.00	0.00	0.00	-	0.02	-	-	-	-	-	-	-	-	-	-	2,250							
2,300	0.00	0.00	0.00	-	739.00	-	-	-	-	-	-	-	-	-	-	-	0.00	0.00	0.00	-	0.01	-	-	-	-	-	-	-	-	-	-	2,300							
2,350	0.00	0.00	0.00	-	689.00	-	-	-	-	-	-	-	-	-	-	-	0.00	0.00	0.00	-	0.01	-	-	-	-	-	-	-	-	-	-	2,350							
2,400	0.00	0.00	0.00	-	639.00	-	-	-	-	-	-	-	-	-	-	-	0.00	0.00	0.00	-	0.02	-	-	-	-	-	-	-	-	-	-	2,400							
2,450	0.00	0.00	0.00	-	589.00	-	-	-	-	-	-	-	-	-	-	-	0.00	0.00	0.00	-	0.01	-	-	-	-	-	-	-	-	-	-	2,450							
2,500	0.00	0.00	0.00	-	539.00	-	-	-	-	-	-	-	-	-	-	-	0.00	0.00	0.00	-	0.04	-	-	-	-	-	-	-	-	-	-	2,500							
2,550	0.00	0.00	0.00	-	489.00	-	-	-	-	-	-	-	-	-	-	-	0.00	0.00	0.00	-	0.12	-	-	-	-	-	-	-	-	-	-	2,550							
2,600	0.00	0.00	0.00	-	439.00	-	-	-	-	-	-	-	-	-	-	-	0.00	0.00	0.00	-	0.33	-	-	-	-	-	-	-	-	-	-	2,600							
2,650	0.00	0.00	0.00	-	390.00	-	-	0.00	0.00	0.00	-	399.00	-	-	-	-	0.00	0.00	0.00	-	0.83	-	-	0.00	0.00	0.00	-	10.75	-	-	-	2,650							
2,700	0.00	0.00	0.00	-	341.00	-	-	0.00	0.00	0.00	-	355.00	-	-	-	-	0.00	0.00	0.00	-	1.90	-	-	0.00	0.00	0.00	-	16.00	-	-	-	2,700							
2,750	0.00	0.00	0.00	-	293.00	-	-	0.00	0.00	0.00	-	312.00	-	-	-	-	0.00	0.00	0.00	-	4.00	-	-	0.00	0.00	0.00	-	23.25	-	-	-	2,750							
2,800	0.00	0.00	0.00	-	247.00	-	20	0.00	0.00	0.00	-	272.00	-	-	-	-	0.00	0.00	0.00	-	7.80	-	-	0.00	0.00	0.00	-	33.00	-	-	-	2,800							
2,850	0.00	0.00	0.00	-	204.00	-	80	0.00	0.00	0.00	-	234.00	-	-	-	-	0.00	0.00	0.00	-	14.00	-	100	0.00	0.00	0.00	-	45.25	-	-	-	2,850							
2,900	0.00	0.00	0.00	-	163.00	-	40	0.00	0.00	0.00	-	200.00	-	-	-	-	0.00	0.00	0.00	-	23.75	-	40	0.00	0.00	0.00	-	60.50	-	-	-	2,900							
2,950	0.00	0.00	0.00	-	127.00	-	82	0.00	0.00	0.00	-	168.00	-	-	-	-	30.00	0.00	30.00	40.00	40.00	14	101	0.00	0.00	0.00	-	78.50	-	-	-	2,950							
3,000	82.00	82.00	82.00	82.00	82.00	1	297	136.00	136.00	136.00	136.00	136.00	20	-	-	-	42.00	82.00	42.00	60.00	60.00	2	102	0.00	0.00	0.00	-	100.00	-	-	-	3,000							
3,050	68.00	68.00	61.00	61.00	61.00	2	501	109.00	109.00	109.00	109.00	109.00	20	-	-	-	64.50	68.00	64.50	64.50	64.50	1	500	0.00	0.00	0.00	-	125.00	-	-	-	3,050							
3,100	41.00	41.00	41.00	41.00	41.00	1	83	85.50	87.00	85.50	87.00	87.00	40	-	-	-	0.00	41.00	0.00	-	110.00	-	40	0.00	0.00	0.00	-	153.00	-	-	-	3,100							
3,150	0.00	0.00	0.00	-	33.75	-	70	0.00	0.00	0.00	-	75.00	-	-	-	-	0.00	0.00	0.00	-	144.00	-	-	0.00	0.00	0.00	-	185.00	-	-	-	3,150							
3,200	0.00	0.00	0.00	-	22.00	-	-	0.00	0.00	0.00	-	59.50	-	-	-	-	0.00	0.00	0.00	-	182.00	-	-	0.00	0.00	0.00	-	219.00	-	-	-	3,200							
3,250	12.00	12.00	12.00	12.00	12.00	20	30	0.00	0.00	0.00	-	46.50	-	-	-	-	0.00	12.00	0.00	-	224.00	-	-	0.00	0.00	0.00	-	256.00	-	-	-	3,250							
3,300	0.00	0.00	0.00	-	8.50	-	-	0.00	0.00	0.00	-	35.75	-	-	-	-	0.00	0.00	0.00	-	268.00	-	-	0.00	0.00	0.00	-	295.00	-	-	-	3,300							
3,350	0.00	0.00	0.00	-	5.00	-	-	-	-	-	-	-	-	-	-	-	0.00	0.00	0.00	-	315.00	-	-	-	-	-	-	-	-	-	-	3,350							
3,400	0.00	0.00	0.00	-	2.80	-	-	-	-	-	-	-	-	-	-	-	0.00	0.00	0.00	-	362.00	-	-	-	-	-	-	-	-	-	-	3,400							
3,450	0.00	0.00	0.00	-	1.50	-	-	-	-	-	-	-	-	-	-	-	0.00	0.00	0.00	-	411.00	-	-	-	-	-	-	-	-	-	-	3,450							
3,500	0.00	0.00	0.00	-	0.80	-	-	-	-	-	-	-	-	-	-	-	0.00	0.00	0.00	-	460.00	-	-	-	-	-	-	-	-	-	-	3,500							
Totals:						24	1,203							80	0	0	0							17	883							0	0	0	0				
Number of Trades:						5								4		0								6								0		0					

Hellenic Exchanges – Athens Stock Exchange S.A.

Sales & Business Development Division

Section 7, 1/1

ALPHA SERVICES HOLD (CR)

(Contract Size: 100 Securities, Exercise Style: American, Physical Delivery)

Call Options																Put Options																				
December 2023								January 2024								Other Months		December 2023								January 2024								Other Months		
Exerise Price	Open price	Price max	Price min	Last price	Closing price	Volume	Open Interest	Open price	Price max	Price min	Last price	Closing price	Volume	Open Interest	Volume	Open Interest	Open price	Price max	Price min	Last price	Closing price	Volume	Open Interest	Open price	Price max	Price min	Last price	Closing price	Volume	Open Interest	Volume	Open Interest	Exerise Price			
0.750	0.000	0.000	0.000		0.771	-	-							-	-		0.000	0.000	0.000		0.002	-	-					-	-			0.008				
0.800	0.000	0.000	0.000		0.721	-	-							-	-		0.000	0.000	0.000		0.001	-	-					-	-			0.008				
0.850	0.000	0.000	0.000		0.671	-	-							-	-		0.000	0.000	0.000		0.001	-	-					-	-			0.009				
0.900	0.000	0.000	0.000		0.621	-	-	0.000	0.000	0.000		0.001	-	-			0.000	0.000	0.000		0.001	-	-	0.000	0.000	0.000		0.001	-	-			0.009			
0.950	0.000	0.000	0.000		0.571	-	-	0.000	0.000	0.000		0.001	-	-			0.000	0.000	0.000		0.001	-	-	0.000	0.000	0.000		0.001	-	-			0.010			
1.000	0.000	0.000	0.000		0.522	-	-	0.000	0.000	0.000		0.001	-	-			0.000	0.000	0.000		0.001	-	-	0.000	0.000	0.000		0.001	-	-			0.010			
1.100	0.000	0.000	0.000		0.422	-	-	0.000	0.000	0.000		0.001	-	-			0.000	0.000	0.000		0.001	-	-	0.000	0.000	0.000		0.001	-	-			0.011			
1.200	0.000	0.000	0.000		0.323	-	-	0.000	0.000	0.000		0.001	-	-			0.000	0.000	0.000		0.001	-	-	0.000	0.000	0.000		0.001	-	-			0.012			
1.300	0.000	0.000	0.000		0.228	-	-	0.000	0.000	0.000		0.001	-	-			0.000	0.000	0.000		0.006	-	-	0.000	0.000	0.000		0.001	-	-			0.013			
1.400	0.000	0.000	0.000		0.144	-	-	0.000	0.000	0.000		0.001	-	-			0.000	0.000	0.000		0.022	-	-	0.000	0.000	0.000		0.001	-	-			0.014			
1.500	0.000	0.000	0.000		0.080	-	-	0.000	0.000	0.000		0.001	-	-			0.000	0.000	0.000		0.058	-	-	0.000	0.000	0.000		0.001	-	-			0.015			
1.600	0.000	0.000	0.000		0.038	-	-	0.000	0.000	0.000		0.001	-	-			0.000	0.000	0.000		0.116	-	-	0.000	0.000	0.000		0.001	-	-			0.016			
1.700	0.000	0.000	0.000		0.016	-	-	0.000	0.000	0.000		0.001	-	-			0.000	0.000	0.000		0.194	-	-	0.000	0.000	0.000		0.001	-	-			0.017			
1.800	0.000	0.000	0.000		0.006	-	-	0.000	0.000	0.000		0.001	-	-			0.000	0.000	0.000		0.284	-	-	0.000	0.000	0.000		0.001	-	-			0.018			
1.900	0.000	0.000	0.000		0.002	-	-	0.000	0.000	0.000		0.001	-	-			0.000	0.000	0.000		0.381	-	-	0.000	0.000	0.000		0.001	-	-			0.019			
2.000	0.000	0.000	0.000		0.001	-	-	0.000	0.000	0.000		0.001	-	-			0.000	0.000	0.000		0.480	-	-	0.000	0.000	0.000		0.001	-	-			0.020			
2.200	0.000	0.000	0.000		0.001	-	-							-	-		0.000	0.000	0.000		0.680	-	-					-	-			0.022				
2.400	0.000	0.000	0.000		0.001	-	-							-	-		0.000	0.000	0.000		0.880	-	-					-	-			0.024				
Totals:						0	0						0	0	0	0						0	0					0	0	0	0					
Number of Trades:							0						0		0							0.00						0		0						

NATIONAL BANK (CR)

(Contract Size: 100 Securities, Exercise Style: American, Physical Delivery)

Call Options																Put Options																				
December 2023								January 2024								Other Months		December 2023								January 2024								Other Months		
Exercise Price	Open price	Price max	Price min	Last price	Closing price	Volume	Open Interest	Open price	Price max	Price min	Last price	Closing price	Volume	Open Interest	Volume	Open Interest	Open price	Price max	Price min	Last price	Closing price	Volume	Open Interest	Open price	Price max	Price min	Last price	Closing price	Volume	Open Interest	Volume	Open Interest	Exercise Price			
2.600	0.000	0.000	0.000		3.52	-	-							-	-		0.000	0.000	0.000		0.001	-	-					-	-			0.026				
2.800	0.000	0.000	0.000		3.32	-	-							-	-		0.000	0.000	0.000		0.001	-	-					-	-			0.028				
3.000	0.000	0.000	0.000		3.12	-	-							-	-		0.000	0.000	0.000		0.001	-	-					-	-			0.030				
3.200	0.000	0.000	0.000		2.92	-	-							-	-		0.000	0.000	0.000		0.001	-	-					-	-			0.032				
3.400	0.000	0.000	0.000		2.73	-	-							-	-		0.000	0.000	0.000		0.001	-	-					-	-			0.034				
3.600	0.000	0.000	0.000		2.53	-	-	0.000	0.000	0.000		0.001	-	-			0.000	0.000	0.000		0.001	-	-	0.000	0.000	0.000		0.001	-	-			0.036			
3.800	0.000	0.000	0.000		2.33	-	-	0.000	0.000	0.000		0.001	-	-			0.000	0.000	0.000		0.001	-	-	0.000	0.000	0.000		0.001	-	-			0.038			
4.000	0.000	0.000	0.000		2.13	-	-	0.000	0.000	0.000		0.001	-	-			0.000	0.000	0.000		0.001	-	-	0.000	0.000	0.000		0.001	-	-			0.040			
4.400	0.000	0.000	0.000		1.73	-	-	0.000	0.000	0.000		0.001	-	-			0.000	0.000	0.000		0.002	-	-	0.000	0.000	0.000		0.001	-	-			0.044			
4.800	0.000	0.000	0.000		1.33	-	-	0.000	0.000	0.000		0.001	-	-			0.000	0.000	0.000		0.004	-	-	0.000	0.000	0.000		0.001	-	-			0.048			
5.200	0.000	0.000	0.000		0.951	-	-	0.000	0.000	0.000		0.001	-	-			0.000	0.000	0.000		0.023	-	820	0.000	0.000	0.000		0.001	-	-			0.052			
5.600	0.000	0.000	0.000		0.615	-	55	0.000	0.000	0.000		0.001	-	-			0.000	0.000	0.000		0.087	-	72	0.211	0.211	0.211	0.211	0.211	3	0			0.056			
6.000	0.000	0.000	0.000		0.353	-	11	0.000	0.000	0.000		0.001	-	-			0.000	0.000	0.000		0.224	-	565	0.000	0.000	0.000		0.001	-	-			0.060			
6.400	0.000	0.000	0.000		0.177	-	-	0.000	0.000	0.000		0.001	-	-			0.000	0.000	0.000		0.448	-	-	0.000	0.000	0.000		0.001	-	-			0.064			
6.800	0.000	0.000	0.000		0.077	-	-	0.000	0.000	0.000		0.001	-	-			0.000	0.000	0.000		0.749	-	-	0.000	0.000	0.000		0.001	-	-			0.068			
7.200	0.000	0.000	0.000		0.029	-	-	0.000	0.000	0.000		0.001	-	-			0.000	0.000	0.000		1.10	-	-	0.000	0.000	0.000		0.001	-	-			0.072			
7.600	0.000	0.000	0.000		0.010	-	-	0.000	0.000	0.000		0.001	-	-			0.000	0.000	0.000		1.48	-	-	0.000	0.000	0.000		0.001	-	-			0.076			
8.000	0.000	0.000	0.000		0.003	-	-	0.000	0.000	0.000		0.001	-	-			0.000	0.000	0.000		1.88	-	-	0.000	0.000	0.000		0.001	-	-			0.080			
8.400	0.000	0.000	0.000		0.001	-	-							-	-		0.000	0.000	0.000		2.28	-	-					-	-			0.084				
Totals:						0	66						0	0	0	0						0	1,457					3	0	0	0					
Number of Trades:						0						0		0								0.00					1		0							

OPAP (CR)

(Contract Size: 100 Securities, Exercise Style: American, Physical Delivery)

Call Options																Put Options																				
December 2023								January 2024								Other Months		December 2023								January 2024								Other Months		
Exerise Price	Open price	Price max	Price min	Last price	Closing price	Volume	Open Interest	Open price	Price max	Price min	Last price	Closing price	Volume	Open Interest	Volume	Open Interest	Open price	Price max	Price min	Last price	Closing price	Volume	Open Interest	Open price	Price max	Price min	Last price	Closing price	Volume	Open Interest	Volume	Open Interest	Exerise Price			
9.200	0.000	0.000	0.000		5.56	-	-						-	-			0.000	0.000	0.000		0.001	-	-					-	-			0.092				
9.600	0.000	0.000	0.000		5.16	-	-						-	-			0.000	0.000	0.000		0.001	-	-					-	-			0.096				
10.000	0.000	0.000	0.000		4.77	-	-	0.000	0.000	0.000		0.001	-	-			0.000	0.000	0.000		0.001	-	-	0.000	0.000	0.000		0.001	-	-			0.100			
11.000	0.000	0.000	0.000		3.77	-	-	0.000	0.000	0.000		0.001	-	-			0.000	0.000	0.000		0.001	-	-	0.000	0.000	0.000		0.001	-	-			0.110			
12.000	0.000	0.000	0.000		2.77	-	-	0.000	0.000	0.000		0.001	-	-			0.000	0.000	0.000		0.001	-	-	0.000	0.000	0.000		0.001	-	-			0.120			
13.000	0.000	0.000	0.000		1.78	-	-	0.000	0.000	0.000		0.001	-	-			0.000	0.000	0.000		0.011	-	-	0.000	0.000	0.000		0.001	-	-			0.130			
14.000	0.000	0.000	0.000		0.891	-	-	0.000	0.000	0.000		0.001	-	-			0.000	0.000	0.000		0.119	-	-	0.000	0.000	0.000		0.001	-	-			0.140			
15.000	0.000	0.000	0.000		0.298	-	-	0.000	0.000	0.000		0.001	-	-			0.000	0.000	0.000		0.527	-	-	0.000	0.000	0.000		0.001	-	-			0.150			
16.000	0.000	0.000	0.000		0.061	-	167	0.000	0.000	0.000		0.001	-	-			0.000	0.000	0.000		1.29	-	-	0.000	0.000	0.000		0.001	-	-			0.160			
17.000	0.000	0.000	0.000		0.007	-	-	0.000	0.000	0.000		0.001	-	-			0.000	0.000	0.000		2.25	-	-	0.000	0.000	0.000		0.001	-	-			0.170			
18.000	0.000	0.000	0.000		0.001	-	-	0.000	0.000	0.000		0.001	-	-			0.000	0.000	0.000		3.25	-	-	0.000	0.000	0.000		0.001	-	-			0.180			
19.000	0.000	0.000	0.000		0.001	-	-	0.000	0.000	0.000		0.001	-	-			0.000	0.000	0.000		4.25	-	-	0.000	0.000	0.000		0.001	-	-			0.190			
20.000	0.000	0.000	0.000		0.006	-	-	0.000	0.000	0.000		0.001	-	-			0.000	0.000	0.000		5.25	-	-	0.000	0.000	0.000		0.001	-	-			0.200			
22.000	0.000	0.000	0.000		0.001	-	-	0.000	0.000	0.000		0.001	-	-			0.000	0.000	0.000		7.25	-	-	0.000	0.000	0.000		0.001	-	-			0.220			
24.000	0.000	0.000	0.000		0.001	-	-						-	-			0.000	0.000	0.000		9.25	-	-					-	-			0.240				
Totals:						0	167						0	0	0	0						0	0					0	0	0	0					
Number of Trades:							0						0		0							0.00						0		0						



OTE (CR)

(Contract Size: 100 Securities, Exercise Style: American, Physical Delivery)

Call Options																Put Options																			
Exerise Price	December 2023							January 2024							Other Months		December 2023							January 2024							Other Months		Exerise Price		
	Open price	Price max	Price min	Last price	Closing price	Volume	Open Interest	Open price	Price max	Price min	Last price	Closing price	Volume	Open Interest	Volume	Open Interest	Open price	Price max	Price min	Last price	Closing price	Volume	Open Interest	Open price	Price max	Price min	Last price	Closing price	Volume	Open Interest	Volume	Open Interest			
9.200	0.000	0.000	0.000		3.47	-	-	0.000	0.000	0.000		0.001	-	-			0.000	0.000	0.000		0.001	-	-	0.000	0.000	0.000		0.001	-	-			0.092		
9.600	0.000	0.000	0.000		3.07	-	-	0.000	0.000	0.000		0.001	-	-			0.000	0.000	0.000		0.001	-	-	0.000	0.000	0.000		0.001	-	-			0.096		
10.000	0.000	0.000	0.000		2.68	-	-	0.000	0.000	0.000		0.001	-	-			0.000	0.000	0.000		0.001	-	-	0.000	0.000	0.000		0.001	-	-			0.100		
11.000	0.000	0.000	0.000		1.68	-	-	0.000	0.000	0.000		0.001	-	-			0.000	0.000	0.000		0.005	-	-	0.000	0.000	0.000		0.001	-	-			0.110		
12.000	0.000	0.000	0.000		0.773	-	-	0.000	0.000	0.000		0.001	-	-			0.000	0.000	0.000		0.095	-	-	0.000	0.000	0.000		0.001	-	-			0.120		
13.000	0.000	0.000	0.000		0.207	-	5	0.000	0.000	0.000		0.001	-	-			0.000	0.000	0.000		0.529	-	-	0.000	0.000	0.000		0.001	-	-			0.130		
14.000	0.000	0.000	0.000		0.027	-	-	0.000	0.000	0.000		0.001	-	-			0.000	0.000	0.000		1.35	-	-	0.000	0.000	0.000		0.001	-	-			0.140		
15.000	0.000	0.000	0.000		0.002	-	5	0.000	0.000	0.000		0.001	-	-			0.000	0.000	0.000		2.34	-	-	0.000	0.000	0.000		0.001	-	-			0.150		
16.000	0.000	0.000	0.000		0.006	-	-	0.000	0.000	0.000		0.001	-	-			0.000	0.000	0.000		3.34	-	-	0.000	0.000	0.000		0.001	-	-			0.160		
17.000	0.000	0.000	0.000		0.002	-	-	0.000	0.000	0.000		0.001	-	-			0.000	0.000	0.000		4.34	-	-	0.000	0.000	0.000		0.001	-	-			0.170		
18.000	0.000	0.000	0.000		0.001	-	-	0.000	0.000	0.000		0.001	-	-			0.000	0.000	0.000		5.34	-	-	0.000	0.000	0.000		0.001	-	-			0.180		
19.000	0.000	0.000	0.000		0.001	-	-	0.000	0.000	0.000		0.001	-	-			0.000	0.000	0.000		6.34	-	-	0.000	0.000	0.000		0.001	-	-			0.190		
20.000	0.000	0.000	0.000		0.001	-	-						-	-			0.000	0.000	0.000		7.34	-	-				-	-				0.200			
22.000	0.000	0.000	0.000		0.001	-	-						-	-			0.000	0.000	0.000		9.34	-	-				-	-				0.220			
Totals:							0	10								0	0	0	0								0	0			0	0			
Number of Trades:							0								0	0								0.00								0			0

PIRAEUS FINANCIAL HOLD (CR)

(Contract Size: 100 Securities, Exercise Style: American, Physical Delivery)

Call Options																Put Options																				
December 2023								January 2024								Other Months		December 2023								January 2024								Other Months		
Exerise Price	Open price	Price max	Price min	Last price	Closing price	Volume	Open Interest	Open price	Price max	Price min	Last price	Closing price	Volume	Open Interest	Volume	Open Interest	Open price	Price max	Price min	Last price	Closing price	Volume	Open Interest	Open price	Price max	Price min	Last price	Closing price	Volume	Open Interest	Volume	Open Interest	Exerise Price			
0.950	0.000	0.000	0.000		2.19	-	-							-	-			0.000	0.000	0.000		0.001	-	-					-	-			0.010			
1.000	0.000	0.000	0.000		2.14	-	-							-	-			0.000	0.000	0.000		0.001	-	-					-	-			0.010			
1.100	0.000	0.000	0.000		2.04	-	-							-	-			0.000	0.000	0.000		0.001	-	-					-	-			0.011			
1.200	0.000	0.000	0.000		1.94	-	-							-	-			0.000	0.000	0.000		0.001	-	-					-	-			0.012			
1.300	0.000	0.000	0.000		1.84	-	-							-	-			0.000	0.000	0.000		0.001	-	-					-	-			0.013			
1.400	0.000	0.000	0.000		1.74	-	-							-	-			0.000	0.000	0.000		0.001	-	-					-	-			0.014			
1.500	0.000	0.000	0.000		1.64	-	-							-	-			0.000	0.000	0.000		0.001	-	-					-	-			0.015			
1.600	0.000	0.000	0.000		1.54	-	-							-	-			0.000	0.000	0.000		0.001	-	-					-	-			0.016			
1.700	0.000	0.000	0.000		1.44	-	-							-	-			0.000	0.000	0.000		0.001	-	-					-	-			0.017			
1.800	0.000	0.000	0.000		1.34	-	-							-	-			0.000	0.000	0.000		0.001	-	-					-	-			0.018			
1.900	0.000	0.000	0.000		1.24	-	-	0.000	0.000	0.000		0.001	-	-			0.000	0.000	0.000		0.001	-	-	0.000	0.000	0.000		0.001	-	-			0.019			
2.000	0.000	0.000	0.000		1.14	-	-	0.000	0.000	0.000		0.001	-	-			0.000	0.000	0.000		0.001	-	-	0.000	0.000	0.000		0.001	-	-			0.020			
2.200	0.000	0.000	0.000		0.943	-	-	0.000	0.000	0.000		0.001	-	-			0.000	0.000	0.000		0.002	-	-	0.000	0.000	0.000		0.001	-	-			0.022			
2.400	0.000	0.000	0.000		0.744	-	-	0.000	0.000	0.000		0.001	-	-			0.000	0.000	0.000		0.001	-	-	0.000	0.000	0.000		0.001	-	-			0.024			
2.600	0.000	0.000	0.000		0.549	-	-	0.000	0.000	0.000		0.001	-	-			0.000	0.000	0.000		0.005	-	-	0.000	0.000	0.000		0.001	-	-			0.026			
2.800	0.000	0.000	0.000		0.369	-	-	0.000	0.000	0.000		0.001	-	-			0.000	0.000	0.000		0.024	-	-	0.000	0.000	0.000		0.001	-	-			0.028			
3.000	0.000	0.000	0.000		0.219	-	-	0.000	0.000	0.000		0.001	-	-			0.000	0.000	0.000		0.075	-	-	0.000	0.000	0.000		0.001	-	-			0.030			
3.200	0.000	0.000	0.000		0.114	-	-	0.000	0.000	0.000		0.001	-	-			0.000	0.000	0.000		0.169	-	-	0.000	0.000	0.000		0.001	-	-			0.032			
3.400	0.000	0.000	0.000		0.051	-	-	0.000	0.000	0.000		0.001	-	-			0.000	0.000	0.000		0.306	-	-	0.000	0.000	0.000		0.001	-	-			0.034			
3.600	0.000	0.000	0.000		0.020	-	-	0.000	0.000	0.000		0.001	-	-			0.000	0.000	0.000		0.476	-	-	0.000	0.000	0.000		0.001	-	-			0.036			
3.800	0.000	0.000	0.000		0.006	-	-	0.000	0.000	0.000		0.001	-	-			0.000	0.000	0.000		0.663	-	-	0.000	0.000	0.000		0.001	-	-			0.038			
4.000	0.000	0.000	0.000		0.002	-	-	0.000	0.000	0.000		0.001	-	-			0.000	0.000	0.000		0.860	-	-	0.000	0.000	0.000		0.001	-	-			0.040			
4.400	0.000	0.000	0.000		0.001	-	-	0.000	0.000	0.000		0.001	-	-			0.000	0.000	0.000		1.26	-	-	0.000	0.000	0.000		0.001	-	-			0.044			
4.800	0.000	0.000	0.000		0.001	-	-							-	-			0.000	0.000	0.000		1.66	-	-					-	-			0.048			
5.200	0.000	0.000	0.000		0.001	-	-							-	-			0.000	0.000	0.000		2.06	-	-					-	-			0.052			
Totals:						0	0						0	0	0	0						0	0					0	0	0	0					
Number of Trades:						0							0		0							0.00						0		0						

PPC (CR) (Contract Size: 100 Securities, Exercise Style: American, Physical Delivery)

Call Options																Put Options																				
December 2023								January 2024								Other Months		December 2023								January 2024								Other Months		
Exercise Price	Open price	Price max	Price min	Last price	Closing price	Volume	Open Interest	Open price	Price max	Price min	Last price	Closing price	Volume	Open Interest	Volume	Open Interest	Open price	Price max	Price min	Last price	Closing price	Volume	Open Interest	Open price	Price max	Price min	Last price	Closing price	Volume	Open Interest	Volume	Open Interest	Exercise Price			
4.400	0.000	0.000	0.000		5.90	-	-						-	-			0.000	0.000	0.000		0.001	-	-					-	-			0.044				
4.800	0.000	0.000	0.000		5.50	-	-						-	-			0.000	0.000	0.000		0.001	-	-					-	-			0.048				
5.200	0.000	0.000	0.000		5.10	-	-						-	-			0.000	0.000	0.000		0.001	-	-					-	-			0.052				
5.600	0.000	0.000	0.000		4.70	-	-						-	-			0.000	0.000	0.000		0.001	-	-					-	-			0.056				
6.000	0.000	0.000	0.000		4.30	-	-						-	-			0.000	0.000	0.000		0.001	-	-					-	-			0.060				
6.400	0.000	0.000	0.000		3.90	-	-						-	-			0.000	0.000	0.000		0.001	-	-					-	-			0.064				
6.800	0.000	0.000	0.000		3.50	-	-						-	-			0.000	0.000	0.000		0.001	-	-					-	-			0.068				
7.200	0.000	0.000	0.000		3.10	-	-	0.000	0.000	0.000		0.001	-	-			0.000	0.000	0.000		0.001	-	-	0.000	0.000	0.000		0.001	-	-			0.072			
7.600	0.000	0.000	0.000		2.70	-	-	0.000	0.000	0.000		0.001	-	-			0.000	0.000	0.000		0.001	-	-	0.000	0.000	0.000		0.001	-	-			0.076			
8.000	0.000	0.000	0.000		2.30	-	-	0.000	0.000	0.000		0.001	-	-			0.000	0.000	0.000		0.001	-	-	0.000	0.000	0.000		0.001	-	-			0.080			
8.400	0.000	0.000	0.000		1.91	-	-	0.000	0.000	0.000		0.001	-	-			0.000	0.000	0.000		0.006	-	-	0.000	0.000	0.000		0.001	-	-			0.084			
8.800	0.000	0.000	0.000		1.53	-	-	0.000	0.000	0.000		0.001	-	-			0.000	0.000	0.000		0.022	-	-	0.000	0.000	0.000		0.001	-	-			0.088			
9.200	0.000	0.000	0.000		1.16	-	-	0.000	0.000	0.000		0.001	-	-			0.000	0.000	0.000		0.058	-	-	0.000	0.000	0.000		0.001	-	-			0.092			
9.600	0.000	0.000	0.000		0.841	-	4	0.000	0.000	0.000		0.001	-	-			0.000	0.000	0.000		0.136	-	-	0.000	0.000	0.000		0.001	-	-			0.096			
10.000	0.000	0.000	0.000		0.568	-	3	0.000	0.000	0.000		0.001	-	-			0.000	0.000	0.000		0.263	-	-	0.000	0.000	0.000		0.001	-	-			0.100			
11.000	0.000	0.000	0.000		0.161	-	2	0.000	0.000	0.000		0.001	-	-			0.000	0.000	0.000		0.856	-	-	0.000	0.000	0.000		0.001	-	-			0.110			
12.000	0.000	0.000	0.000		0.029	-	-	0.000	0.000	0.000		0.001	-	-			0.000	0.000	0.000		1.73	-	-	0.000	0.000	0.000		0.001	-	-			0.120			
13.000	0.000	0.000	0.000		0.003	-	-	0.000	0.000	0.000		0.001	-	-			0.000	0.000	0.000		2.71	-	-	0.000	0.000	0.000		0.001	-	-			0.130			
14.000	0.000	0.000	0.000		0.001	-	-	0.000	0.000	0.000		0.001	-	-			0.000	0.000	0.000		3.71	-	-	0.000	0.000	0.000		0.001	-	-			0.140			
15.000	0.000	0.000	0.000		0.001	-	-	0.000	0.000	0.000		0.001	-	-			0.000	0.000	0.000		4.71	-	-	0.000	0.000	0.000		0.001	-	-			0.150			
16.000	0.000	0.000	0.000		0.001	-	-						-	-			0.000	0.000	0.000		5.71	-	-					-	-			0.160				
Totals:						0	9						0	0	0	0						0	0					0	0	0	0					
Number of Trades:						0							0		0							0.00						0		0						

Lending Products	Underlying Title	Multilateral Transactions[1]					Bilateral Transactions[2]		Stock Borrowing through OTC (volume)[3]
		Open Interest[5]	Volume(Offered)	Average Weighted	Transactions volume	Average Weighted	Transactions Volume	Average Weighted	Transactions Volume
ADMIEBOR	ADMIE (IPTO) HOLDING S.A. (CR)	1,000	---	---	---	---	---	---	188,669
AEGNBOR	AEGEAN AIRLINES (CR)	---	---	---	---	---	---	---	167,331
ALPHABOR	ALPHA SERVICES HOLD (CR)	23,070	---	---	---	---	---	---	57,279,561
OTOELBOR	AUTOHELLAS SA (CR)	1,500	---	---	---	---	---	---	109,137
AVAXBOR	AVAX S.A. (CR)	---	---	---	---	---	---	---	---
EEEBOR	CC HBC AG (CR)	7,947	---	---	---	---	---	---	47,768
CENERBOR	CENERGY HOLDINGS (CB)	922	---	---	---	---	---	---	116,073
ELLAKTORBOR	ELLAKTOR (CR)	12,681	---	---	---	---	---	---	28,656
ELHABOR	ELVALHALCOR (CR)	1,278	---	---	320	4.88%	---	---	64,887
EUROBBOR	EUROBANK HOLDINGS (CR)	19,899	---	---	9,938	5.14%	---	---	34,120,033
EYDAPBOR	EYDAP S.A. (CR)	845	---	---	---	---	---	---	230,036
FFGRPBOR	FOLLI FOLLIE (CR)	---	---	---	---	---	---	---	886,279
FOYRKBOR	FOURLIS (CR)	230	---	---	---	---	---	---	12,125
GEKTERNABOR	GEK TERNA (CR)	---	---	---	---	---	---	---	3,698
SARBOR	GR. SARANTIS S.A. (CR)	1,949	---	---	---	---	---	---	16,502
EXAEBOR	HELLENIC EXCHANGES-A.S.E. (CR)	4,200	---	---	---	---	---	---	167,047
ELPEBOR	HELLENIQ ENERGY (CR)	400	---	---	---	---	---	---	221,270
INTRKBOR	INTRACOM HOLDINGS (CR)	---	---	---	---	---	---	---	---
INKATBOR	INTRAKAT (CR)	---	---	---	---	---	---	---	---
BELABOR	JUMBO SA (CR)	2,575	---	---	---	---	---	---	225,372
LAMDABOR	LAMDA DEVELOPMENT SA (CR)	400	---	---	---	---	---	---	452,786
MIGBOR	MIG (CR)	1,921	---	---	59	7.32%	---	---	40,179
MOHBOR	MOTOR OIL (CR)	24,301	---	---	---	---	---	---	443,055
MYTILBOR	MYTILINEOS (CR)	3,761	---	---	53	4.88%	---	---	143,330
ETEBOR	NATIONAL BANK (CR)	109,806	---	---	13,154	9.38%	959,315	6.83%	18,456,322
OPAPBOR	OPAP (CR)	4,400	---	---	---	---	---	---	1,577,740
OPTIMABOR	OPTIMA BANK (CR)	---	---	---	---	---	---	---	---
HTOBOR	OTE (CR)	1,750	---	---	---	---	---	---	1,496,182
PPABOR	P.P.A. S.A. (CR)	500	---	---	---	---	---	---	70,287
TPEIRBOR	PIRAEUS FINANCIAL HOLD (CR)	5,000	---	---	---	---	---	---	1,221,893
PPCBOR	PPC (CR)	2,000	---	---	---	---	---	---	1,278,881

Stock Lending Notes

[1] - Multilateral contracts Lending or Borrowing as per Methods 8-1, 8-2 and 8-3-3 (According to ATHEX BoD Resolution No.17)

[2] - Bilateral Contracts Lending or Borrowing as per Methods 8-3-1 and 8-3-2 (According to ATHEX BoD Resolution No.20 )

[3] - The information concerning OTC Stock Borrowing Transactions is based on the statements of the Dematerialised Securities System (DSS) operators involved and refers to volumes that have been registered up until the previous working day.

[4] - Average Price (Volume weighted)

[5] - The Data concerning Open Interest before the start of trading session

Lending Products	Underlying Title	Multilateral Transactions[1]					Bilateral Transactions[2]		Stock Borrowing through OTC (volume)[3]
		Open Interest[5]	Volume(Offered)	Average Weighted	Transactions volume	Average Weighted	Transactions Volume	Average Weighted	Transactions Volume
QUALBOR	QUALITY & RELIABILITY SA (CR)	---	---	---	---	---	---	---	---
QUESTBOR	QUEST HOLDINGS (CR)	391	---	---	---	---	---	---	61,964
TENERGYBOR	TERNA ENERGY (CR)	---	---	---	---	---	---	---	281,801
TITCBOR	TITAN CEMENT (CB)	2,368	---	---	---	---	---	---	229,939
VIOBOR	VIOHALCO SA/NV (CB)	744	---	---	---	---	---	---	---

Stock Lending Notes

- [1] - Multilateral contracts Lending or Borrowing as per Methods 8-1, 8-2 and 8-3-3 (According to ATHEX BoD Resolution No.17)
- [2] - Bilateral Contracts Lending or Borrowing as per Methods 8-3-1 and 8-3-2 (According to ATHEX BoD Resolution No.20 )
- [3] - The information concerning OTC Stock Borrowing Transactions is based on the statements of the Dematerialised Securities System (DSS) operators involved and refers to volumes that have been registered up until the previous working day.
- [4] - Average Price (Volume weighted)
- [5] - The Data concerning Open Interest before the start of trading session

## Sectors codification for listed companies

12003 -	ETF	10101010	Computer Services
10101015	Software	10102030	Computer Hardware
15101010	Telecommunications Equipment	15102015	Telecommunications Services
20101010	Health Care Facilities	20101025	Health Care Services
20102010	Medical Equipment	20103015	Pharmaceuticals
30101010	Banks	30202000	Diversified Financial Services
30202010	Asset Managers & Custodians	30202015	Investment Services
30204000	Closed End Investments	30302010	Full Line Insurance
30302015	Insurance Brokers	30302025	Property and Casualty Insurance
35101010	Real Estate Holding and Development	35101015	Real Estate Services
35102000	Diversified REITs	35102030	Office REITs
35102045	Retail REITs.	40201040	Rental & Leasing Services: Consumer
40202010	Home Construction	40202015	Household Furnishings
40202020	Household Appliance	40203040	Electronic Entertainment
40204020	Clothing & Accessories	40301010	Entertainment
40301030	Publishing	40301035	Radio & TV Broadcasters
40401010	Diversified Retailers	40401020	Apparel Retailers
40401025	Home Improvement Retailers	40401030	Specialty Retailers
40501010	Airlines	40501015	Travel & Tourism
40501020	Casinos & Gambling	40501025	Hotels & Motels
45101015	Distillers & Vintners	45101020	Soft Drinks
45102010	Farming Fishing Ranching & Plantations	45102020	Food Products
45103010	Tobacco	45201010	Food Retailers & Wholesalers
45201020	Personal Products	50101010	Construction
50101020	Building Roof/Wallboard and Plumbing	50101030	Cement
50101035	Building Materials: Other	50202010	Electrical Components
50203000	Diversified Industrials	50203015	Plastics
50203030	Containers & Packaging	50204000	Machinery: Industrial
50204020	Machinery: Construction & Handling	50205010	Industrial Suppliers
50205020	Back Office Support HR & Consulting	50205030	Forms & Bulk Printing Services
50206015	Commercial Vehicles & Parts	50206030	Marine Transportation
50206060	Transportation Services	55101000	Diversified Materials
55101020	Textile Products	55102000	General Mining
55102010	Iron & Steel	55102015	Metal Fabricating
55102035	Aluminum	60101020	Oil Refining and Marketing
65101010	Alternative Electricity	65101015	Conventional Electricity
65102030	Water		



**ATHEX**  
*Athens Stock Exchange*

Λεωφ. Αθηνών 110 104 42 Αθήνα  
110, Athinon Ave. GR 104 42 Athens  
tel. (+30)210-33.66.800, fax (+30)210-33.66.101  
[www.athexgroup.gr](http://www.athexgroup.gr)