

23

Ημερήσιο Δελτίο  
Συναλλακτικής Δραστηριότητας

Daily Official List  
of Trading Activity

Tuesday, 21 November, 2023  
Year: 144 Trading Day No: 223



**ATHEXGROUP**  
Athens Exchange Group

**Disclaimer:**

Hellenic Exchanges-Athens Stock Exchange S.A. endeavours to ensure that the data and other material ("Information") presented on the Daily Official List are accurate and complete, but it is not liable for any errors or omissions of data or /and for the accuracy, credibility, updating and completeness of the aforesaid information nor it has any liability arising directly or indirectly from the use of the above Information.

The Company is not liable for the accuracy of the data included in listed companies' announcements. Only the sender of such an announcement is fully and solely liable for any infringement of third party's rights from the content of such announcement. All contents of the Daily Official List are provided only for information purposes and do not constitute investment advice or solicitation to invest in securities or other products listed for trading on the Exchange.

You acknowledge and agree that the Company is the owner of any property rights related to any Information appearing on the Daily Official List including intellectual property rights copyright, trademarks, etc.

The above data are a property of the Hellenic Exchanges-Athens Exchange and are copyright protected. Users are forbidden to reproduce, modify, copy, sale, transmit or redistribute, by all reproduction means and methods, part or the whole of the above data, without reference to their source.

The commercial exploitation of these data is, also, forbidden by third parties. Hellenic Exchanges-Athens Exchange does not carry any responsibility, direct or indirect, derived from usage or accidental alteration of the above data when used by third parties.

---

**Hellenic Exchanges – Athens Stock Exchange S.A.**

110 Athinon Ave., 10442 Athens, Tel: (210) 33.66.800, Fax: (210) 32.13.938

[www.athexgroup.gr](http://www.athexgroup.gr)

---

**Thessalonica Stock Exchange Center (T.S.E.C)**

16-18 Katouni Str., Thessalonica 546 25 Tel: (2310) 567.667, Fax: (2310) 530.545

**Athex Members Guarantee Fund**

14-16 Fidiou Str., Athens 106 78, Tel: (210) 33.04.682, Fax: (210) 33.04.155

**Hellenic Republic Capital Market Commission**

1 Kolokotroni Str. & 1 Stadiou Str., Athens 10562 Tel: (210) 33.77.100 Fax: (210) 33.77.173

---

**Table of Contents**

---

**Section 1: Statistical Figures of Securities, Derivatives and Lending**

Summary of Markets

Athex Indices

Analytic Figures for Athex Market's Boards and Categories

Trading Details by Athex Sectors and Financial Instruments (ETFs)

Top 10 best &amp; worst performing Shares

Derivatives Summary

**Section 2: Analytic Figures of Shares Transactions**

Analytic Figures of Shares Transactions

Shares' Notes

**Section 3: Figures of Securities Transactions**

Securities Blocks Details

Shares Rights Details

Stock Borrowing

Forced Sales Details

Forced Sales Registered Shares

Exchange Traded Funds (ETFs) Characteristics

**Section 5: Bonds traded in Fixed Income Assets Market**

Convertible Corporate Bonds - Regulated Market

Non Convertible Corporate Bonds - Regulated Market

Government Bonds

Treasury Bills &amp; Zero Coupon Government Bonds

Government Bonds Traded with the Open Outcry Method

State Banks Bonds

**Section 6: Additional Infos**

Athex &amp; ATHEXClear Members List

List of Stocks under Market Making operations

**Section 7: Derivatives Market Analytic Figures**

Index Futures

Stock Futures

Index Options

Stock Options

Stock Lending Analytic Figures

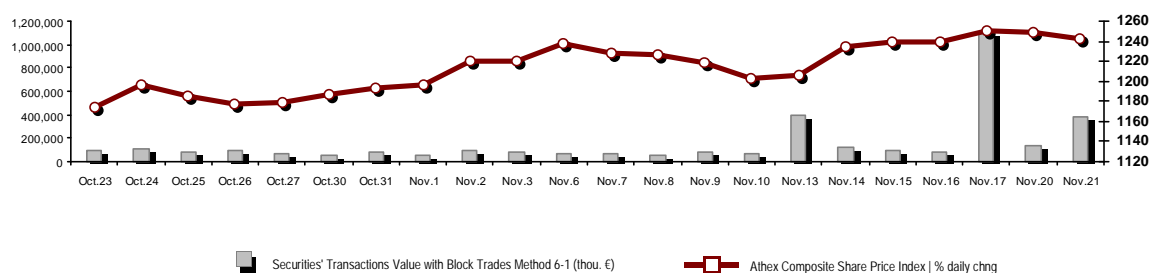
**Appendix A: Sectors codification for listed companies**

---

Section codification follows the corresponding from the Greek version of Daily Official List for reference purposes.

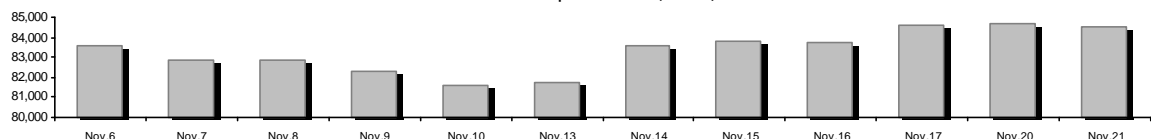
## Summary of Markets

Athex Composite Share Price Index vs Shares and Derivatives Transactions Value

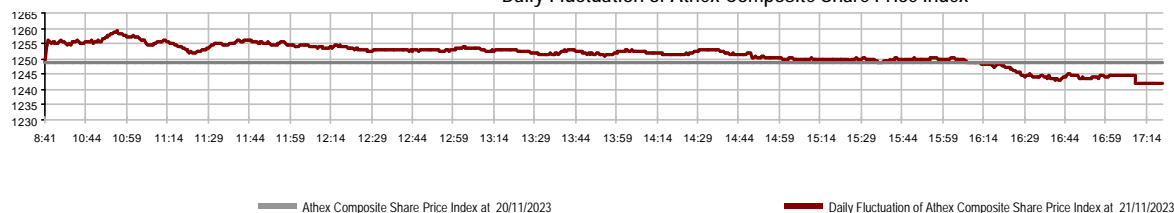


Athex Capitalisation (mill. €) **: 84,502.10	Derivatives Total Open Interest 488,417
Daily change: mill. €   % -159.78 -0.19%	in Index Futures   % daily chng 5,423 -3.14%
Yearly Avg Capitalisation: mill. €   % chng prev year Avg 79,654.63 26.32%	in Stock Futures   % daily chng 479,076 2.05%
Athex Composite Share Price Index   % daily chng 1,242.20 -0.51%	in Index Options   % daily chng 2,206 5.75%
Athex Composite Share Price Index Capitalisation (mill. €) 76,311.43	in Stock Options   % daily chng 1,712 0.18%
Daily change (mill. €) -171.25	
Securities' Transactions Value with Block Trades Method 6-1 (t 379,166.54	Derivatives Contracts Volume: 27,994
Daily change: % 241,494.79 175.41%	Daily change: pieces   % -8,265 -22.79%
YtD Avg Trans. Value: thou. €   % chng prev year Avg 109,990.28 52.23%	YtD Avg Derivatives Contracts % chng prev year Avg 43,955 27.96%
Blocks Transactions Value of Method 6-1 (thou. €) 31,227.65	Derivatives Trades Number: 2,099
Blocks Transactions Value of Method 6-2 & 6-3 (thou. €) 164.28	Daily change: number   % -710 -25.28%
Bonds Transactions Value (thou.€) 888.81	YtD Avg Trades number % chng prev year Avg 2,349 14.36%
Securities' Transactions Volume with Block Trades Method 6-1 (tho 71,500.25	Lending Total Open Interest 259,362
Daily change: thou. pieces   % 41,954.99 142.00%	Daily change: pieces   % 23,524 9.97%
YtD Avg Volume: % chng prev year Avg 34,689.56 22.36%	Lending Volume (Multilateral/Bilateral) 654,573
Blocks Transactions Volume of Method 6-1 (thou. Pieces) 7,461.57	Daily change: pieces   % -328,266
Blocks Transactions Volume of Method 6-2 & 6-3 (thou. Pieces) 29.64	Multilateral Lending 154,573
Bonds Transactions Volume 959,000	Bilateral Lending 500,000
Securities' Trades Number with Block Trades Method 6-1 55,782	Lending Trades Number: 38
Daily change: number   % 10,834 24.10%	Daily change: % 5
YtD Avg Trades number % chng prev year Avg 36,403 23.75%	Multilateral Lending Trades Number 36
Number of Blocks Method 6-1 14	Bilateral Lending Trades Number 2
Number of Blocks Method 6-2 & 6-3 9	
Number of Bonds Transactions 218	

Athex Capitalisation (mill. €) \*\*



Daily Fluctuation of Athex Composite Share Price Index



## Athex Indices

Index name	21/11/2023	20/11/2023	pts.	%	Min	Max	Year min	Year max	Year change
Athex Composite Share Price Index	1,242.20	1,248.63	-6.43	-0.51%	1,242.02	1,259.12	929.79	1,351.68	33.60% #
Athex ESG Index	1,425.57	1,429.24	-3.67	-0.26%	1,423.73	1,442.04	1,057.52	1,541.00	34.78% #
FTSE/Athex Large Cap	3,034.91	3,045.36	-10.45	-0.34%	3,031.81	3,072.05	2,250.77	3,280.71	34.79% #
FTSE/Athex Mid Cap Index	2,065.21	2,074.34	-9.13	-0.44%	2,058.33	2,087.29	1,411.43	2,224.46	46.32% #
FTSE/ATHEX High Dividend Yield Index	3,676.01	3,724.07	-48.06	-1.29%	3,673.65	3,755.27	3,028.28	4,088.01	21.39% #
FTSE/ATHEX Global Traders Index Plus	3,750.18	3,783.99	-33.81	-0.89%	3,747.62	3,806.07	2,616.09	4,115.43	43.35% #
FTSE/ATHEX Mid & Small Cap Factor-Weighted Ind	5,343.60	5,349.64	-6.04	-0.11%	5,331.58	5,401.78	4,353.12	5,946.34	21.57% #
ATHEX Select Index Plus	4,343.97	4,412.48	-68.51	-1.55%	4,340.84	4,438.71	3,071.06	4,762.60	41.45% #
ATHEX Select Index	6,363.19	6,384.15	-20.96	-0.33%	6,363.19	6,439.39	4,343.88	7,125.71	46.49% #
FTSE/Athex Market Index	722.35	723.79	-1.44	-0.20%	721.87	730.51	539.21	780.89	33.93% #
Athex Composite Index Total Return Index	2,253.98	2,265.64	-11.66	-0.51%	2,253.65	2,284.68	1,641.17	2,440.14	37.34% #
FTSE/Athex Large Cap Total Return	4,997.26	5,014.47	-17.21	-0.34%			3,623.42	5,338.50	38.78% #
FTSE/Athex Mid Cap Total Return	2,779.47	2,791.76	-12.29	-0.44%			1,881.61	2,956.50	49.62% #
Hellenic Mid & Small Cap Index	1,832.10	1,856.24	-24.14	-1.30%	1,831.09	1,865.30	1,365.14	2,011.62	34.21% #
FTSE/Athex Banks	1,050.39	1,055.64	-5.25	-0.50%	1,039.39	1,060.62	640.09	1,117.78	63.98% #
FTSE/Athex Financial Services	1,294.66	1,297.13	-2.47	-0.19%	1,267.48	1,319.36	672.72	1,514.55	88.89% #
FTSE/Athex Industrial Goods & Services	7,982.66	7,954.51	28.15	0.35%	7,937.72	8,016.97	4,603.86	8,651.06	72.10% #
FTSE/Athex Retail	1,175.21	1,174.77	0.44	0.04%	1,172.04	1,191.62	901.21	1,375.58	30.40% #
FTSE/ATHEX Real Estate	4,275.38	4,340.32	-64.94	-1.50%	4,275.38	4,370.96	3,750.22	4,816.41	4.97% #
FTSE/Athex Consumer Goods & Services	14,357.46	14,706.46	-349.00	-2.37%	14,357.46	14,940.51	8,974.47	16,184.74	56.78% #
FTSE/Athex Food & Beverage	9,359.04	9,029.84	329.20	3.65%	9,029.84	9,455.25	8,101.49	11,188.59	10.54% #
FTSE/Athex Basic Resources	8,264.72	8,443.88	-179.16	-2.12%	8,263.66	8,524.94	6,463.31	10,590.89	27.36% #
FTSE/Athex Construction & Materials	4,573.07	4,625.35	-52.28	-1.13%	4,566.45	4,657.04	3,204.90	4,808.27	42.69% #
FTSE/Athex Energy	5,149.15	5,162.22	-13.07	-0.25%	5,136.93	5,224.78	4,689.99	5,856.79	2.37% #
FTSE/Athex Travel & Leisure	2,665.62	2,693.59	-27.97	-1.04%	2,665.62	2,738.26	2,196.17	3,051.18	20.22% #
FTSE/Athex Technology	2,969.36	2,976.37	-7.01	-0.24%	2,963.20	3,001.84	2,047.81	3,153.87	44.55% #
FTSE/Athex Telecommunications	3,619.38	3,591.89	27.49	0.77%	3,578.00	3,708.62	3,511.53	4,415.99	-11.11% €
FTSE/Athex Utilities	5,396.69	5,486.93	-90.24	-1.64%	5,396.69	5,529.86	4,598.77	6,190.27	17.35% #
FTSE/Athex Health Care	435.96	447.77	-11.81	-2.64%	435.96	452.30	380.60	504.88	4.08% #
FTSE/Athex Personal Products	8,030.24	8,314.51	-284.27	-3.42%	8,030.24	8,380.07	6,441.87	8,477.75	21.55% #
Athex All Share Index	291.79	292.34	-0.55	-0.19%	291.79	291.79	231.11	314.56	26.73% #
MSCI GREECE REBASED	4,873.30	4,897.62	-24.32	-0.50%	4,855.08	4,932.68	4,125.04	5,209.29	---
Hellenic Corporate Bond Index	126.44	126.44	0.00	0.00%			118.78	126.47	6.26% #
Hellenic Corporate Bond Price Index	88.72	88.75	-0.02	-0.03%			85.96	88.80	2.90% #

Note 1: FTSE/Med 100, Hellenic Corporate Bond Price Index and Hellenic Corporate Bond Index closing prices refer to the previous trading day of 17/11/2023.

Note 2: The Hellenic Mid & Small Cap Index is a Customized index calculated by the Athens Exchange.

## Analytic Figures for Athex Market's Boards and Categories

	Total Traded Securities	Main Market	Surveillance	Exchange Traded Funds (ETFs)
Totals	125	113	11	1
Gain / Lose / Same:	33 / 68 / 24	32 / 62 / 19	1 / 5 / 5	0 / 1 / 0
Athex Capitalisation (mill. €) **	84,502.10	84,335.26	166.84	
Daily Average Trans/ons Value(thou.€)	109,990.28	109,693.37	264.78	73.22
Transactions Value	379,330.81	379,077.01	66.62	187.19
Main Board:	347,722.17	347,468.36	66.62	187.19
Blocks Board 6_2_3:	31,391.93	31,391.93	0.00	0.00
Forced Sales Board:	216.72	216.72	0.00	0.00
Special Terms Board:	0.00	0.00	0.00	0.00
Daily Average Transactions Volume	34,689,559	33,614,045	1,078,747	2,532
Transactions Volume	71,529,882	70,975,820	547,966	6,096
Main Board:	63,994,893	63,440,831	547,966	6,096
Blocks Board 6_2_3:	7,491,207	7,491,207	0	0
Forced Sales Board:	43,782	43,782	0	0
Special Terms Board:	0	0	0	0
Daily Average Number of Trades	36,403	36,187	212	4
Number of Trades	55,791	55,677	103	11
Main Board:	55,750	55,636	103	11
Blocks Board 6_2_3:	23	23	0	0
Forced Sales Board:	18	18	0	0
Special Terms Board:	0	0	0	0

## Trading Details by Athex Sectors and Financial Instruments (ETFs)

Code	Sectors	Gain / Lose / Same	Number of Trades	Transactions Volume	Transactions Value	% of Total Trans. Value
3010	- Banks	2 / 4 / 1	26,298	63,254,576	319,127,034.88	84.13%
5510	- Basic Resources	3 / 7 / 7	1,038	354,088	1,400,719.12	0.37%
5010	- Construction & Materials	6 / 8 / 1	2,477	1,132,478	3,939,146.98	1.04%
4020	- Consumer Products & Services	3 / 4 / 0	551	122,875	463,250.85	0.12%
6010	- Energy	1 / 3 / 0	2,238	230,006	3,617,853.23	0.95%
12000	- Financial Instruments	0 / 1 / 0	11	6,096	187,186.92	0.05%
3020	- Financial Services	1 / 4 / 0	1,073	229,335	1,186,761.54	0.31%
4510	- Food Beverage & Tobacco	2 / 3 / 0	443	54,600	1,031,457.37	0.27%
2010	- Health Care	0 / 3 / 0	192	142,196	111,528.48	0.03%
5020	- Industrial Goods & Services	4 / 5 / 7	3,650	964,918	8,152,249.12	2.15%
3030	- Insurance	1 / 0 / 0	25	5,544	22,695.95	0.01%
4030	- Media	0 / 0 / 1	4	2,620	1,313.04	0.00%
4520	- Personal Care, Drug & Grocery Stores	2 / 1 / 0	260	40,236	269,224.01	0.07%
3510	- Real Estate	2 / 6 / 2	1,484	459,638	1,221,496.80	0.32%
4040	- Retail	2 / 3 / 1	3,286	387,332	7,311,392.70	1.93%
1010	- Technology	2 / 6 / 2	1,278	416,823	1,888,181.49	0.50%
1510	- Telecommunications	1 / 1 / 0	3,756	840,316	10,966,725.65	2.89%
4050	- Travel & Leisure	1 / 4 / 2	4,667	2,087,135	12,842,764.13	3.39%
6510	- Utilities	0 / 5 / 0	3,060	799,070	5,589,832.72	1.47%

## Top 10 best &amp; worst performing Shares

Main Market					
With positive Price change	Closing price	change	With negative Price change	Closing price	change
ATTICA BANK S.A. (CR)	12.38	3.86% #	KEKROPS SA (CR)	1.82	-6.67% ⚡
CC HBC AG (CR)	24.91	3.71% #	MEDICON S.A (CR)	3.34	-5.65% ⚡
ELASTRON (CR)	2.97	2.77% #	GR. SARANTIS S.A. (CR)	8.08	-3.69% ⚡
EKTER SA (CR)	3.37	2.74% #	CNL CAPITAL (CR)	6.9	-3.50% ⚡
MIG (CR)	4.95	2.06% #	AUTOHELLAS SA (CR)	12.4	-3.43% ⚡
TECHNICAL OLYMPIC SA (CR)	2.61	1.95% #	EYDAP S.A. (CR)	5.71	-3.22% ⚡
KLOUKINAS - LAPPAS SA (CR)	1.17	1.74% #	IKTINOS HELLAS SA (CR)	0.43	-2.93% ⚡
PAPOUTSANIS (CR)	2.3	1.32% #	AEGEAN AIRLINES (CR)	11.44	-2.89% ⚡
EPSILON NET (CR)	9.6	1.05% #	ADMIE (IPTO) HOLDING S.A. (CR)	2.04	-2.86% ⚡
INTERLIFE G.C.I.(CR)	4.12	0.98% #	TERNA ENERGY (CR)	14.99	-2.85% ⚡
With the highest Transactions Value	Value (thou. €)	change	With the highest Transactions Volume	Volume	change
NATIONAL BANK (CR)	287,302.95	0.80% #	NATIONAL BANK (CR)	45,946,734	0.80% #
EUROBANK HOLDINGS (CR)	12,259.81	-1.21% ⚡	EUROBANK HOLDINGS (CR)	7,527,736	-1.21% ⚡
OTE (CR)	10,961.97	0.78% #	ALPHA SERVICES HOLD (CR)	6,718,698	-0.96% ⚡
OPAP (CR)	10,372.93	-0.75% ⚡	PIRAEUS FINANCIAL HOLD (CR)	3,045,871	-0.52% ⚡
ALPHA SERVICES HOLD (CR)	10,073.70	-0.96% ⚡	INTRALOT (CR)	1,183,516	-0.54% ⚡
PIRAEUS FINANCIAL HOLD (CR)	9,329.27	-0.52% ⚡	OTE (CR)	839,594	0.78% #
MYTILINEOS (CR)	7,026.91	0.51% #	OPAP (CR)	710,872	-0.75% ⚡
JUMBO SA (CR)	6,852.53	-2.35% ⚡	PPC (CR)	375,904	-0.88% ⚡
PPC (CR)	3,837.94	-0.88% ⚡	ADMIE (IPTO) HOLDING S.A. (CR)	322,663	-2.86% ⚡
MOTOR OIL (CR)	2,877.68	-0.18% ⚡	IKTINOS HELLAS SA (CR)	280,111	-2.93% ⚡

Note: Stocks that are not included in the "Under Supervision" category, and the transactions value is more than 10,000 €.

## Derivatives Summary

	Number of Trades	Volume	Open Interest
<b>Index Futures</b>	<b>75</b>	<b>169</b>	<b>5,423</b>
FTSE/Athex Banks	7	16	1,864
FTSE/Athex Large Cap	68	153	3,456
MSCI GREECE REBASED	0	0	103
<b>Stock Futures</b>	<b>2,014</b>	<b>27,753</b>	<b>479,076</b>
ADMIE (IPTO) HOLDING S.A. (CR)	45	518	24,785
AEGEAN AIRLINES (CR)	57	194	5,581
ALPHA SERVICES HOLD (CR)	188	7,565	194,589
AUTOHELLAS SA (CR)	2	6	202
AVAX S.A. (CR)	0	0	1,285
CC HBC AG (CR)	38	72	561
CENERGY HOLDINGS (CB)	15	47	4,634
ELLAKTOR (CR)	19	95	829
ELVALHALCOR (CR)	6	22	1,299
EUROBANK HOLDINGS (CR)	72	1,950	31,146
EYDAP S.A. (CR)	3	15	2,421
FOURLIS (CR)	11	34	967
GEK TERNA (CR)	5	23	6,251
HELLENIC EXCHANGES-A.S.E. (CR)	35	158	9,104
HELLENIQ ENERGY (CR)	34	182	1,311
INTRACOM HOLDINGS (CR)	45	263	7,279
INTRAKAT (CR)	11	541	8,478
JUMBO SA (CR)	11	46	875
LAMDA DEVELOPMENT SA (CR)	31	131	5,809
MIG (CR)	52	147	71
MOTOR OIL (CR)	8	17	1,153
MYTILINEOS (CR)	52	80	3,825
NATIONAL BANK (CR)	571	8,195	37,725
OPAP (CR)	23	83	2,122
OPTIMA BANK (CR)	1	2	47
OTE (CR)	152	800	8,307
P.P.A. S.A. (CR)	0	0	203
PIRAEUS FINANCIAL HOLD (CR)	212	4,587	70,670
PPC (CR)	150	922	25,964
QUEST HOLDINGS (CR)	0	0	104
TERNA ENERGY (CR)	19	57	15,298
TITAN CEMENT (CB)	33	168	821
VIOHALCO SA/NV (CB)	113	833	5,360
<b>Index Options</b>	<b>3</b>	<b>4</b>	<b>2,206</b>
FTSE/Athex Large Cap	3	4	2,206
<b>Stock Options</b>	<b>7</b>	<b>68</b>	<b>1,712</b>
ALPHA SERVICES HOLD (CR)	0	0	0
NATIONAL BANK (CR)	7	68	1,526
OPAP (CR)	0	0	167
OTE (CR)	0	0	10
PIRAEUS FINANCIAL HOLD (CR)	0	0	0
PPC (CR)	0	0	9
<b>Total Derivatives Traded</b>	<b>2,099</b>	<b>27,994</b>	<b>488,417</b>



Number of Outstanding Securities	Nominal Value	Dividends [1]			Date of Last Coupon		Note	Shares	Closing price	% change	Previous closing price/date	Open price	Price min	Price max	Last price	Avg price	Last Bid [7]	Last Ask [7]	P/E after tax	Year	Volume	Trades	Transactions Value[8]	Company Mkt Value (thou. €)	Year low	Year high	Sector[ 4]		
		2020	2021	2022	Dividend [2]	Right																							
Main Market - High Liquidity Class																													
2,351,697,671	0.290	---	---	---	07/04/2008	18/04/2017	---	ALPHA SERVICES HOLD (CR)	1.4995	-0.96	€	1.514	20/11/2023	1.514	1.482	1.5165	1.4995	1.499	23259@1.49	171166@1.50	---	---	6,718,698	3,549	10,073,703.43	3,526,370.66	1.0015	1.682	30101010
36,353,868	1.00	---	---	(0.025)	10/07/2023	21/08/2023	---	AUSTRIACARD (CB)	5.95	-1.65	€	6.05	20/11/2023	6	5.85	6.05	5.95	5.988	10@5.90	140@5.95	---	---	12,686	116	75,962.15	216,305.51	5.2	7.7	10101010
48,624,764	0.080	0.23	0.46	0.65	24/04/2023	05/12/2022	---	AUTOHELLAS SA (CR)	12.4	-3.43	€	12.84	20/11/2023	12.84	12.4	12.84	12.4	12.485	325@12.38	146@12.64	---	---	29,770	340	371,676.66	602,947.07	10.06	14.76	40201040
190,162,681	---	---	---	0.05	19/06/2023	07/12/2016	---	CENERGY HOLDINGS (CB)	6.79	-1.02	€	6.86	20/11/2023	6.9	6.72	6.93	6.79	6.843	200@6.78	5031@6.80	---	---	89,450	333	612,115.15	1,291,204.60	3.015	7.4	50202010
372,553,049	6.70	0.64	0.71	0.78	25/05/2023	29/04/2013	---	CC HBC AG (CR)	24.91	3.71	Ⓟ	24.02	20/11/2023	24.46	24.46	25.17	24.91	24.951	529@24.91	10@24.98	---	---	37,297	351	930,597.64	9,280,296.45	21.54	29.91	45101020
54,200,000	0.075	---	0.035	0.074	18/07/2023	23/11/2021	---	EPSILON NET (CR)	9.6	1.05	Ⓟ	9.5	20/11/2023	9.6	9.4	9.75	9.6	9.655	186@9.60	100@9.67	---	---	87,880	251	848,502.21	520,320.00	6.2	12	10101015
3,716,479,777	0.220	---	---	---	02/05/2008	20/05/2019	---	EUROBANK HOLDINGS (CR)	1.63	-1.21	€	1.65	20/11/2023	1.641	1.611	1.65	1.63	1.629	21067@1.62	10@1.63	---	---	7,527,736	3,452	12,259,813.33	6,057,862.04	1.0495	1.72	30101010
52,131,944	1.00	---	0.1102	0.11	29/06/2023	23/07/2019	---	FOURLIS (CR)	4.2	0.24	Ⓟ	4.19	20/11/2023	4.2	4.165	4.26	4.2	4.207	600@4.18	200@4.22	---	---	81,819	405	344,228.41	218,954.16	3.26	5	40401010
305,635,185	2.18	0.1	0.1	0.3	28/06/2023	01/10/2003	---	HELLENIQ ENERGY (CR)	7.68	-0.52	€	7.72	20/11/2023	7.8	7.68	7.85	7.68	7.747	19005@7.68	37@7.73	---	---	93,077	716	721,037.73	2,347,278.22	6.55	8.68	60101020
83,600,000	0.760	---	---	---	03/07/2007	17/07/2023	---	INTRACOM HOLDINGS (CR)	2.41	0.42	Ⓟ	2.4	20/11/2023	2.41	2.38	2.475	2.41	2.424	350@2.39	1010@2.42	---	---	222,018	375	538,234.76	201,476.00	1.678	2.53	10101010
160,523,985	0.300	---	---	---	12/08/2008	30/12/2022	---	INTRAKAT (CR)	3.45	-0.86	€	3.48	20/11/2023	3.48	3.41	3.48	3.45	3.441	2874@3.45	3867@3.46	---	---	216,896	245	746,290.51	553,807.75	1.366	3.515	50101010
136,059,759	0.880	0.77	0.77	0.322	23/08/2023	05/03/2014	---	JUMBO SA (CR)	25.8	-2.35	€	26.42	20/11/2023	26.42	25.72	26.88	25.8	26.103	750@25.80	40@25.96	---	---	262,521	2,696	6,852,533.30	3,510,341.78	15.61	29.2	40401010
176,736,715	0.300	---	---	---	30/05/2007	27/11/2019	---	LAMDA DEVELOPMENT SA (CR)	6.445	-1.90	€	6.57	20/11/2023	6.55	6.445	6.62	6.445	6.548	150@6.44	600@6.45	---	---	90,963	513	595,583.77	1,139,068.13	5.505	7.42	35101010
107,222,688	0.440	---	(0.5667)	0.2	20/06/2023	16/03/2022	---	QUEST HOLDINGS (CR)	5.8	-1.19	€	5.87	20/11/2023	5.83	5.74	5.83	5.8	5.785	97@5.74	500@5.81	---	---	26,780	122	154,929.58	621,891.59	4.655	6.73	10101010
78,325,475	---	---	---	0.6	28/06/2023	23/07/2019	---	TITAN CEMENT (CB)	18.86	-1.15	€	19.08	20/11/2023	19.18	18.6	19.18	18.86	18.846	546@18.84	32@18.88	---	---	69,919	585	1,317,688.00	1,477,218.46	12.04	19.44	50101030
120,528,771	1.60	---	---	---	---	10/11/2023	---	TRADE ESTATES REIC (CR)	1.8	-0.71	€	1.8128	20/11/2023	1.827	1.795	1.827	1.8	1.808	170@1.79	1117@1.80	---	---	57,915	121	104,692.33	216,951.79	1.734	1.928	35102045
259,189,761	---	0.02	0.1	0.12	19/06/2023	26/02/2016	---	VIOHALCO S.A.N.V (CB)	5.49	-2.66	€	5.64	20/11/2023	5.64	5.49	5.74	5.49	5.623	2164@5.48	170@5.50	---	---	198,623	520	1,116,869.38	1,422,951.79	3.995	7.13	55102015
144,321,516	0.300	---	---	0.07	19/06/2023	22/01/2020	---	AVAX S.A. (CR)	1.376	-0.29	€	1.38	20/11/2023	1.38	1.366	1.392	1.376	1.378	10@1.37	1271@1.38	---	---	75,234	122	103,675.11	198,586.41	0.748	1.786	50101010
232,000,000	2.12	0.1069	0.0854	0.0682	04/10/2023	19/06/2017	---	ADMIE (IPTO) HOLDING S.A. (CR)	2.04	-2.86	€	2.1	20/11/2023	2.12	2.04	2.14	2.04	2.093	6292@2.04	5927@2.05	16.27	2022	322,663	629	675,464.01	473,280.00	1.64	2.52	65101015
90,167,100	0.500	---	---	---	03/06/2019	24/05/2021	---	AEGEAN AIRLINES (CR)	11.44	-2.89	€	11.78	20/11/2023	11.8	11.42	11.88	11.44	11.64	650@11.44	400@11.50	---	---	115,091	811	1,339,706.80	1,031,511.62	5.27	13.8	40501010
103,423,291	0.570	---	---	---	01/08/2011	23/08/2023	---	GEK TERNA (CR)	13.2	-1.49	€	13.4	20/11/2023	13.56	13.18	13.56	13.2	13.283	300@13.18	355@13.26	---	---	49,117	328	652,400.20	1,365,187.44	10.42	14.84	50101010
382,000,000	2.48	---	---	---	20/07/2015	12/12/2001	---	PPC (CR)	10.11	-0.88	€	10.2	20/11/2023	10.14	10.08	10.35	10.11	10.21	1389@10.11	110@10.15	---	---	375,904	1,603	3,837,936.86	3,862,020.00	6.6	11.22	65101015
914,715,153	1.00	---	---	---	16/05/2008	29/08/2018	---	NATIONAL BANK (CR)	6.29	0.80	Ⓟ	6.24	20/11/2023	6.24	6.182	6.302	6.29	6.253	200@6.19	63922@6.29	---	---	45,946,734	15,644	287,302,954.33	5,753,558.31	3.746	6.514	30101010
11,250,000	0.520	---	0.0405	0.08	07/08/2023	09/11/2015	---	EKTER SA (CR)	3.37	2.74	Ⓟ	3.28	20/11/2023	3.3	3.3	3.48	3.37	3.401	3100@3.36	5@3.38	---	---	115,567	293	393,039.91	37,912.50	1.33	3.48	50101010
375,241,586	0.390	0.01	0.03	0.06	26/06/2023	14/07/2006	---	ELVALHALCOR (CR)	1.78	-2.63	€	1.828	20/11/2023	1.85	1.78	1.85	1.78	1.819	350@1.77	10917@1.80	---	---	104,036	249	189,203.88	667,930.02	1.52	2.39	55102015
348,192,005	0.040	---	---	---	05/07/2011	16/07/2021	---	ELLAKTOR (CR)	2.19	-0.46	€	2.2	20/11/2023	2.175	2.175	2.265	2.19	2.217	12454@2.19	100@2.21	---	---	229,331	470	508,470.14	762,540.49	1.706	2.7	50101010
60,348,000	0.420	0.07	0.1515	0.1565	14/06/2023	04/08/2021	---	HELLENIC EXCHANGES-A.S.E. (CR)	5.24	-0.19	€	5.25	20/11/2023	5.26	5.13	5.34	5.24	5.238	119@5.15	3386@5.24	---	---	99,942	423	523,467.00	316,223.52	3.09	6.13	30202015
106,500,000	0.600	---	0.28	0.02	13/09/2023	13/09/2021	---	EYDAP S.A. (CR)	5.71	-3.22	€	5.9	20/11/2023	5.93	5.71	6.02	5.71	5.846	184@5.71	500@5.89	---	---	45,321	277	264,940.05	608,115.00	5.34	7.34	65102030
604,095,621	0.300	---	---	---	30/05/2013	10/10/2023	---	INTRALOT (CR)	0.926	-0.54	€	0.931	20/11/2023	0.944	0.925	0.944	0.926	0.93311150@0.925	250@0.931	---	---	1,183,516	469	1,104,672.71	559,392.55	0.5526	0.96	40501020	
110,782,980	0.750	---	0.9054	1.6299	26/06/2023	04/11/2013	---	MOTOR OIL (CR)	22.4	-0.18	€	22.44	20/11/2023	22.44	22.32	22.72	22.4	22.457	500@22.38	1139@22.46	---	---	128,143	1,436	2,877,680.88	2,481,538.75	20.8	25.82	60101020
142,891,161	0.970	0.378	0.4341	1.24	27/06/206																								

Number of Outstanding Securities	Nominal Value	Dividends [1]			Date of Last Coupon		Note	Shares	Closing price	% change	Previous closing price/date		Open price	Price min	Price max	Last price	Avg price	Last Bid [7]	Last Ask [7]	P/E after tax	Year	Volume	Trades	Transactions Value[8]	Company Mkt Value (thou. €)	Year low	Year high	Sector[ 4]	
		2020	2021	2022	Dividend [2]	Right																							
73,694,142	3.45	---	---	---	04/10/2023	---	OPTIMA BANK (CR)	7.16	---	↘	7.16	20/11/2023	7.15	7.15	7.17	7.16	7.159	9682@7.15	844@7.16	---	---	8,658	37	61,979.27	527,650.06	6.88	7.202	30101010	
Main Market - Medium Liquidity Class																													
13,126,020	0.660	0.0837	0.1163	0.1158	26/07/2023	04/09/2020	---	AS COMPANY SA (CR)	2.22	---	↘	2.22	20/11/2023	2.22	2.2	2.22	2.22	2.212	2@2.20	600@2.22	---	---	5,898	21	13,044.68	29,139.76	2.02	2.76	40401030
3,114,144	0.360	0.1558	0.3427	0.2304	29/05/2023	02/06/2020	---	ALPHA TRUST (CR)	6.45	-0.77	€	6.5	20/11/2023	6.5	6.45	6.5	6.45	6.452	900@5.15	250@6.50	---	---	1,050	31	6,775.00	20,086.23	4.32	7.05	30202010
215,805,843	0.300	0.05	---	---	30/12/2021	15/11/2022	---	ATTICA HOLDINGS (CR)	2.64	---	↘	2.64	20/11/2023	2.64	2.64	2.64	2.64	2.64583068@2.64	44@2.75	---	---	250	1	660.00	569,727.43	1.865	2.75	40501015	
35,764,593	2.10	0.06	0.075	0.1046	02/05/2023	25/11/2019	---	BRIQ PROPERTIES (CR)	1.9	-0.52	€	1.91	20/11/2023	1.91	1.9	1.95	1.9	1.92	1100@1.89	1500@1.91	---	---	33,480	80	64,288.05	67,952.73	1.825	2.11	35102030
101,123,806	0.360	---	---	---	22/07/2010	28/06/2011	---	CENTRIC HOLDINGS (CR)	0.359	0.84	⬆	0.356	20/11/2023	0.356	0.352	0.364	0.359	0.357	2000@0.353	3984@0.360	---	---	15,758	26	5,621.10	36,303.45	0.263	0.457	40203040
784,500	10.00	---	0.3	---	24/05/2022	31/07/2018	---	CNL CAPITAL (CR)	6.9	-3.50	€	7.15	20/11/2023	7.05	6.75	7.05	6.9	6.901	40@6.85	100@6.90	-(6)-	2022	4,207	29	29,033.80	5,413.05	5	9.4	30202010
10,365,100	0.300	---	---	---	06/10/2005	13/02/2002	---	CPI SA (CR)	0.632	---	↘	0.632	20/11/2023	0.616	0.616	0.636	0.634	0.631	80@0.616	200@0.632	---	---	2,082	10	1,314.74	6,550.74	0.536	0.892	10102030
18,680,300	0.050	---	---	---	06/07/2022		---	DIMAND (CR)	11	0.46	⬆	10.95	20/11/2023	11.1	10.9	11.1	11	11.035	35@10.80	750@11.00	---	---	6,232	48	68,771.00	205,483.30	10.3	14.9	35101010
11,869,224	0.540	0.087	0.136	0.15	03/07/2023	30/08/2019	---	FLEXOPACK SA (CR)	8	0.63	⬆	7.95	20/11/2023	7.95	7.95	8	8	7.995	200@7.60	263@8.00	---	---	732	4	5,852.10	94,953.79	7.4	9.45	50203030
48,003,921	0.400	---	---	---	30/08/1993	26/06/2023	---	IDEAL HOLDINGS (CR)	6.05	-0.49	€	6.08	20/11/2023	6.11	6.05	6.19	6.05	6.112	14@6.05	300@6.11	---	---	15,369	159	93,936.28	290,423.72	3.38	6.39	10102030
167,868,482	0.300	---	---	---	20/08/2007	28/11/2022	---	LAVIPHARM SA (CR)	0.67	-2.05	€	0.684	20/11/2023	0.69	0.67	0.69	0.67	0.679	2320@0.666	5000@0.684	---	---	135,883	92	92,227.04	112,471.88	0.366	0.78	20103015
4,740,000	0.860	---	---	---	14/03/2003		---	LOGISMOS S.A. (CR)	1.18	---	↘	1.18	20/11/2023	---	---	---	---	---	100@1.07	19@1.17	-(6)-	2022	---	---	---	5,593.20	0.91	1.41	10101015
17,120,280	0.940	0.06	0.06	---	27/06/2022	26/06/2023	---	LOULIS FOOD (CR)	2.67	-1.11	€	2.7	20/11/2023	2.74	2.67	2.74	2.67	2.714	730@2.66	250@2.70	---	---	2,633	12	7,146.73	45,711.15	2.38	3.7	45102020
4,419,616	1.58	---	---	0.1531	10/07/2023	04/03/2015	---	MEDICON S.A (CR)	3.34	-5.65	€	3.54	20/11/2023	3.57	3.34	3.6	3.34	3.432	215@3.34	99@3.49	---	---	4,943	76	16,963.87	14,761.52	2.84	4.4	20102010
468,700	2.24	3.42	---	---	03/05/2022	21/05/2004	---	MERMEREN KOMB. A.D. PR. (GDR)	45.6	-5.00	€	48	20/11/2023	43.2	43.2	47	45.6	44.728	1@44.60	23@45.60	1.52	2022	111	19	4,964.80	21,372.72	31	59	55102000
10,500,000	0.950	---	---	---	24/06/2008	21/07/2023	---	MEVACO SA (CR)	3.86	---	↘	3.86	20/11/2023	3.86	3.72	3.86	3.86	3.806	29@3.72	1328@3.86	12.80	2022	223	5	848.64	40,530.00	2.52	4.22	55102015
31,317,025	0.400	---	---	---	26/04/2007	10/05/2023	---	MIG (CR)	4.95	2.06	⬆	4.85	20/11/2023	4.91	4.715	5.29	4.95	5.035	7836@4.95	50@4.96	---	---	121,704	556	611,495.76	155,019.27	0.987	8.4	30202000
87,127,162	0.500	---	---	---	08/06/2023	28/07/2021	---	PREMIA (CR)	1.17	-0.34	€	1.174	20/11/2023	1.182	1.15	1.182	1.17	1.167	50@1.16	759@1.17	---	---	178,978	514	208,942.47	101,938.78	1.07	1.41	35102000
24,377,795	0.230	---	---	0.04	03/07/2023	08/06/2022	---	PROFILE SA (CR)	3.94	-1.50	€	4	20/11/2023	4	3.91	4	3.94	3.968	162@3.91	933@3.94	---	---	23,065	89	91,513.00	96,048.51	2.575	4.96	10101010
27,345,120	0.280	---	---	---	18/07/2005	26/02/2014	---	QUALITY & RELIABILITY SA (CR)	0.57	---	↘	0.57	20/11/2023	0.572	0.552	0.588	0.57	0.568	2000@0.550	1176@0.570	---	---	13,852	40	7,872.54	15,586.72	0.465	0.824	10101010
6,456,530	1.08	0.0804	0.12	0.1314	17/07/2023	02/08/2010	---	SPACE HELLAS SA (CR)	6.58	-1.50	€	6.68	20/11/2023	6.68	6.54	6.68	6.6	6.584	240@6.54	120@6.60	---	---	722	12	4,753.44	42,483.97	5.28	10	15101010
17,190,046	0.290	---	---	---	16/11/1992	30/11/2022	---	UNIBIOS (CR)	1.105	---	↘	1.105	20/11/2023	1.14	1.105	1.14	1.105	1.109	2000@1.10	408@1.11	---	---	3,281	17	3,639.04	18,995.00	0.558	1.31	50204000
32,413,681	0.370	---	---	---	15/07/2009	11/05/2000	---	ALUMIL (CR)	2.51	-2.71	€	2.58	20/11/2023	2.6	2.5	2.63	2.51	2.572	221@2.51	500@2.54	---	---	11,241	61	28,912.79	81,358.34	1.986	4.26	55102035
3,534,269	3.44	(0.4452)	0.8907	0.2092	30/10/2023	19/07/2022	---	ANDROMEDA SA (CR)	6.52	-0.91	€	6.58	20/11/2023	6.62	6.52	6.62	6.52	6.575	50@6.44	1000@6.58	---	2022	2,432	34	15,989.98	23,043.43	5.9	7.4	30204000
15,300,000	0.300	---	---	---	30/07/2009	13/12/1999	---	ATTICA PUBLICATIONS SA (CR)	0.306	---	↘	0.306	20/11/2023	---	---	---	---	---	500@0.302	1405@0.330	---	---	---	---	---	4,681.80	0.236	0.39	40301030
18,810,000	0.400	---	---	---	08/07/2010	14/11/2007	---	VARVERIS - MODA BAGNO SA (CR)	1.56	0.65	⬆	1.55	20/11/2023	1.59	1.5	1.63	1.56	1.595	100@1.48	80@1.56	---	---	6,965	29	11,110.83	29,343.60	0.6	1.63	40401025
23,986,500	1.04	---	---	---	26/06/2009	28/08/2023	---	BIOKARPET S.A.(CR)	2.7	-0.74	€	2.72	20/11/2023	2.7	2.7	2.72	2.7	2.71	50@2.64	476@2.70	---	---	1,002	4	2,715.40	64,763.55	1.5	3.47	50101035
6,325,000	0.600	---	0.19	0.153	03/07/2023	17/02/2014	---	VOYATZOGLOU (CR)	2.38	2.59	⬆	2.32	20/11/2023	2.38	2.38	2.38	2.38	2.38	150@2.24	150@2.36	---	---	150	1	357.00	15,053.50	1.97	2.8	50205010
24,060,000	0.300	0.035	0.055	0.075	25/04/2023	01/07/2019	---	GEN. COMMERCIAL & IND.SA (CR)	1.72	-1.15	€	1.74	20/11/2023	1.67	1.67	1.72	1.72	1.689	80@1.68	91@1.72	10.64	2022	80	3	135.10	41,383.20	1.175	2.11	50205010
15,878,748	0.480	---	---	---	10/07/2006	22/03/2004	---	DOMIKI KRITIS SA (CR)	3.34	0.60	⬆	3.32	20/11/2023	3.41	3.27	3.41	3.34	3.323	20@3.28	410@3.34	---	---	9,524	40	31,645.32	53,035.02	0.71	3.6	50101010
34,720,000	0.310	---	---	---	16/06/2010	01/08/2007	---	DROMEAS SA (CR)	0.348	5.45	⬆	0.33	20/11/2023	0.348	0.348	0.348	0.348	0.348	1428@0.323	2072@0.347	---	---	5	1	1.74	12,082.56	0.3	0.45	40202015
13,673,200	0.420	---	---	---	18/07/2008	26/07/2001	---	EVROFARMA SA (CR)	0.92	---	↘	0.92	20/11/2023	---	---	---	---	---	655@0.880	198@0.925	---	---	---	---	---	12,579.34	0.684	1.19	45102020
18,410,839	1.00	0.027	0.262	0.202	23/08/2023	10/09/2010	---	ELASTRON (CR)	2.97	2.77	⬆	2.89	20/11/2023	2.9	2.9	3.13	2.97	2.996	120@2.92	597@2.97	---	---	13,039	72	39,061.28	54,680.19	2.21	3.82	55102010
3,307,500	0.210	---	---	0.4	13/10/2023	30/11/2022	---	ELVE SA (CR)	4.86	-0.82	€	4.9	20/11/2023	4.94	4.86	4.94	4.86	4.863	2150@4.86	40@4.94	19.16	2022	260	2	1,264.40	16,074.45	4.5	5.9	40204020
60,295,607																													

Number of Outstanding Securities	Nominal Value	Dividends [1]			Date of Last Coupon		Note	Shares	Closing price	% change	Previous closing price/date		Open price	Price min	Price max	Last price	Avg price	Last Bid [7]	Last Ask [7]	P/E after tax	Year	Volume	Trades	Transactions Value[8]	Company Mkt Value (thou. €)	Year low	Year high	Sector[ 4]	
		2020	2021	2022	Dividend [2]	Right																							
19,864,886	5.60	0.672	0.672	0.672	20/04/2023	02/07/2008	---	BANK OF GREECE (CR)	15	-1.32	€	15.2	20/11/2023	15.4	14.85	15.4	15	15.08	1@14.85	150@15.05	---	---	5,312	86	80,105.50	297,973.29	12.8	18	30101010
26,730,187	0.520	0.08	0.1	0.12	29/06/2023	01/08/2017	---	ELTON SA (CR)	2.08	-0.48	€	2.09	20/11/2023	2.06	2.06	2.1	2.08	2.085	600@2.05	918@2.08	---	---	15,738	69	32,810.09	55,598.79	1.8	2.92	50205010
30,000,000	0.050	0.06	0.09	0.1	09/06/2023	11/06/2020	---	ENTERSOFT (CR)	6	-0.99	€	6.06	20/11/2023	6.12	6	6.12	6	6.046	1247@6.00	59@6.10	---	---	12,409	113	75,019.40	180,000.00	3.61	6.36	10101015
36,300,000	1.12	0.223	0.2186	---	14/09/2022	12/12/2007	---	THESSALONIKA WATER & SEWERAGE	3.12	-0.64	€	3.14	20/11/2023	3.14	3.11	3.14	3.12	3.126	110@3.11	98@3.12	---	---	2,010	22	6,284.03	113,256.00	2.92	3.92	65102030
15,083,480	0.300	---	---	---	02/06/2010	04/02/2022	---	EUROCONSULTANTS S.A. (CR)	1.075	---	γ	1.075	20/11/2023	1.08	1.05	1.085	1.075	1.057	9550@1.05	158@1.08	---	---	227,883	138	240,954.25	16,214.74	0.576	1.14	50205020
86,735,980	0.310	---	---	---	06/07/2009	07/09/2023	---	ATHENS MEDICAL CENTER SA (CR)	1.745	-0.85	€	1.76	20/11/2023	1.77	1.68	1.77	1.745	1.706	200@1.71	51@1.74	---	---	1,370	24	2,337.57	151,354.29	1.375	2.15	20101025
114,320,400	0.100	---	0.01	---	26/11/2021	05/08/2019	---	IKTINOS HELLAS SA (CR)	0.43	-2.93	€	0.443	20/11/2023	0.44	0.426	0.44	0.43	0.43	500@0.427	4140@0.433	---	---	280,111	262	120,579.98	49,157.77	0.402	0.734	50101035
8,226,132	0.450	---	---	0.02	17/07/2023	13/10/2014	---	ILYDA S.A. (CR)	1.315	-1.13	€	1.33	20/11/2023	1.315	1.315	1.315	1.315	1.315	2000@1.30	468@1.31	8.42	2022	682	3	896.83	10,817.36	1.055	1.92	10101015
2,566,836	0.440	---	0.016	0.016	03/07/2023	09/01/2007	---	INTERWOOD-XYLEMPORIA (PR)	0.348	3.57	ρ	0.336	20/11/2023	0.31	0.31	0.35	0.348	0.328	5500@0.240	19@0.348	---	---	220	4	72.24	12,753.66	0.192	0.5	50101020
34,986,430	0.440	---	---	---	25/07/2008	23/02/2010	---	INTERWOOD-XYLEMPORIA (CR)	0.339	0.89	ρ	0.336	20/11/2023	0.337	0.334	0.339	0.339	0.338	330@0.334	90@0.339	---	---	36,588	33	12,352.45	12,753.66	0.1975	0.49	50101020
18,567,912	0.590	0.12	0.24	---	05/07/2023	26/01/2021	---	INTERLIFE G.C.I.(CR)	4.12	0.98	ρ	4.08	20/11/2023	4.08	4.01	4.16	4.12	4.094	121@4.05	19@4.12	---	2022	5,544	25	22,695.95	76,499.80	3.47	4.95	30302025
8,424,900	0.500	---	---	---	12/07/2010	04/07/2019	---	INTERTECH SA (CR)	1.355	---	γ	1.355	20/11/2023	1.32	1.3	1.355	1.355	1.315	7@1.32	150@1.36	23.39	2022	4,331	23	5,695.53	11,415.74	0.92	1.72	50205010
19,804,134	0.150	---	---	---	01/07/2004	06/11/2017	---	KEKROPS SA (CR)	1.82	-6.67	€	1.95	20/11/2023	1.93	1.8	1.95	1.82	1.861	60@1.82	800@1.88	3.46	2022	88,964	179	165,586.10	36,043.52	0.903	2.04	35101010
40,219,218	0.260	---	---	---	29/08/2022	10/06/2019	---	KLOUKINAS - LAPPAS SA (CR)	1.17	1.74	ρ	1.15	20/11/2023	1.15	1.15	1.195	1.17	1.173	449@1.15	924@1.17	---	---	40,277	67	47,256.67	47,056.49	0.5	1.265	50101010
11,510,102	0.890	---	---	---	24/06/2005	06/10/1999	---	NAFPAKTOS TEXTILE (CR)	1	-5.66	€	1.06	20/11/2023	0.975	0.975	1	1	0.985	300@0.970	100@1.01	---	---	2,590	4	2,551.60	11,510.10	0.9	1.31	55101020
21,224,340	0.420	0.0035	0.02	---	06/09/2022	25/04/2006	---	KORDELLOS BROS SA (CR)	0.544	---	γ	0.544	20/11/2023	0.544	0.544	0.544	0.544	0.544	1000@0.536	430@0.544	4.78	2022	4,120	7	2,241.28	11,546.04	0.451	0.74	55102010
33,065,136	0.380	0.2	0.2001	0.2004	24/08/2023	16/09/2013	---	KRI-KRI S.A. (CR)	8.56	0.47	ρ	8.52	20/11/2023	8.52	8.48	8.56	8.56	8.522	250@8.38	1000@8.56	89.15	2022	8,402	66	71,599.00	283,037.56	6.08	9.8	45102020
7,595,160	0.600	---	---	---	10/09/2019	18/08/2010	---	KIRIAKOULIS SHIPPING SA (CR)	1.06	---	γ	1.06	20/11/2023	---	---	---	---	---	99@1.03	40@1.08	---	---	---	---	---	8,050.87	0.868	1.265	40501015
6,200,000	0.500	---	---	---	22/06/2010	01/11/1995	---	MINERVA KNITWEAR (CR)	0.515	-2.83	€	0.53	20/11/2023	0.515	0.5	0.515	0.515	0.503	300@0.490	880@0.515	---	---	5,245	11	2,640.30	3,193.00	0.4	0.68	40204020
5,939,268	0.620	---	---	---	10/07/2003	03/01/2002	---	LANAKAM SA (CR)	0.92	-4.66	€	0.965	20/11/2023	0.915	0.915	0.96	0.92	0.92	185@0.920	236@0.965	---	---	280	7	257.48	5,464.13	0.716	1.4	40401020
9,819,370	0.500	---	---	---	14/08/2007	09/01/2004	---	MATHIOS REFRACTORY SA (CR)	1.2	---	γ	1.2	20/11/2023	1.09	1.09	1.28	1.2	1.197	50@1.15	43@1.20	---	---	5,194	48	6,215.58	11,783.24	0.565	1.6	55101000
30,150,000	0.360	0.02	0.0401	0.0908	15/06/2023	25/04/2019	---	MOTODYNAMICS S.A. (CR)	2.97	-0.67	€	2.99	20/11/2023	2.96	2.96	3.08	2.97	3.022	200@2.96	16@2.97	---	---	29,849	128	90,218.00	89,545.50	2.04	3.77	40401030
43,200,000	1.00	---	0.0824	---	07/09/2022	13/09/2023	---	MPLE KEDROS (CR)	2.97	---	γ	2.97	20/11/2023	2.97	2.96	2.98	2.97	2.969	100@2.95	500@2.97	---	---	1,781	6	5,288.58	128,304.00	2.19	2.98	35102000
2,160,524	0.670	---	---	---	03/12/2018	23/11/1999	---	N. LEVENTERIS (PR)	0.358	---	γ	0.358	20/11/2023	0.358	0.358	0.358	0.358	0.358	---	---	---	2022	150	1	53.70	3,120.18	0.218	0.434	55102010
4,971,466	1.46	---	---	---	04/07/2007	08/10/2003	---	PAIRIS SA (CR)	1.02	---	γ	1.02	20/11/2023	1.02	1.02	1.04	1.04	1.02	1200@1.00	370@1.03	---	---	101	2	103.04	5,070.90	0.83	1.47	50203030
27,098,594	0.540	0.07	0.05	0.0401	22/05/2023	14/01/2021	---	PAPOUTSANIS (CR)	2.3	1.32	ρ	2.27	20/11/2023	2.27	2.25	2.3	2.3	2.28	500@2.20	8225@2.30	20.77	2022	4,662	42	10,631.45	62,326.77	1.8	2.51	45201020
7,070,400	0.930	0.1081	0.3242	0.2593	03/07/2023	06/05/2016	---	PETROPOULOS PETROS (CR)	8.88	-0.22	€	8.9	20/11/2023	8.96	8.8	8.96	8.88	8.898	100@8.82	279@8.88	---	---	5,277	30	46,955.58	62,785.15	5.9	9.22	50206015
43,741,452	0.660	0.16	0.2723	0.2629	31/05/2023	01/11/1999	---	THRACE PLASTICS SA (CR)	4.4	0.34	ρ	4.385	20/11/2023	4.44	4.3	4.44	4.4	4.35	2@4.37	2653@4.40	---	---	7,729	144	33,619.89	192,462.39	3.75	5.68	50203015
21,912,599	0.300	---	---	0.048	18/05/2023	23/02/2007	---	REVOIL (CR)	1.92	1.05	ρ	1.9	20/11/2023	1.895	1.895	1.96	1.92	1.923	100@1.90	535@1.93	---	---	2,200	31	4,231.35	42,072.19	1.21	2.3	60101020
13,582,223	1.35	---	---	---	24/06/2008	02/02/2016	---	SIDMA STEEL (CR)	2.34	0.86	ρ	2.32	20/11/2023	2.35	2.28	2.4	2.34	2.337	200@2.28	397@2.32	---	---	1,478	22	3,453.67	31,782.40	1.85	3.3	55102010
40,693,350	5.00	---	---	---	03/07/2006	26/05/2015	---	TECHNICAL OLYMPIC SA (CR)	2.61	1.95	ρ	2.56	20/11/2023	2.58	2.52	2.64	2.61	2.598	200@2.58	922@2.62	---	---	31,110	156	80,824.84	106,209.64	1.76	3.12	40202010
3,048,000	0.300	---	---	---	06/07/2007	01/06/2021	---	TZIRAKIAN PROFIL (CR)	1.805	-2.43	€	1.85	20/11/2023	1.8	1.8	1.83	1.83	1.807	6@1.80	31@1.83	31.62	2022	1,303	15	2,354.40	5,501.64	1.6	2.39	55102010
10,203,575	0.730	---	---	---	16/07/2007	18/10/1999	---	FIERATEX SA (CR)	0.381	2.69	ρ	0.371	20/11/2023	0.37	0.36	0.381	0.381	0.362	127@0.360	232@0.381	---	2022	2,600	5	940.32	3,887.56	0.31	0.56	55101020
8,340,750	1.16	---	---	---	25/06/2009	17/09/2018	---	HAIDEMENOS SA (CR)	0.665	---	γ	0.665	20/11/2023	---	---	---	---	---	500@0.540	210@0.665	---	2022	---	---	---	5,546.60	0.452	0.8	50205030

Main Market - Low Liquidity Class

14,000,000	4.15	---	3.42	0.26	19/07/2023	29/06/1999	---	ALPHA REAL ESTATE SA(CR)	6.96	-0.57	€	7	20/11/2023	6.96	6.96	6.96	6.96	6.96	2@6.94	260@7.20	---	---	---	---	150	3	1,044.00	97,440.00	6.32	9.22	35101015
50,014,177	0.050	---	---	---	04/06/2008	27/03/2023	---	ATTICA BANK S.A. (CR)	12.38	3.86	ρ	11.92	20/11/2023	11.9	11.7	12.4	12.38	12.257	50@12.00	35@12.40	---	---	---	---	1,567	29	19,206.80	619,175.51	10.56	48.75	30101010
155,154,947	0.040	---	---	---	01/07/2008	21/02/2020	---	AVE (CR)	0.502	---	γ	0.502	20/11/2023	0.5	0.5	0.502	0.502	0.501	2000@0.502	2000@0.520	---	---	---	---	2,620	4	1,313.04	77,887.78	0.492	0.586	40301010

## Year: 144 Trading Day No: 223

Tuesday, 21 November, 2023

Exchange Traded Funds (ETFs)																											
924,675	---	---	---	15/06/2016	---	ALPHA ETF FTSE Athex Large Cap	30.52	-0.16	0	30.57	20/11/2023	30.84	30.52	30.89	30.52	30.707	300@25.01	---	---	---	6,096	11	187,186.92	---	22.5	35	12003

356,314,416	0.060	---	---	---	07/07/2010	21/09/2017	5160	FRIGOGLASS SA (CR)	0.09	---	~	0.09	20/11/2023	0.09	0.09	0.09	0.09	0.0921000@0.088	73924@0.090	---	---	---	405,943	32	36,534.87	32,068.30	0.05	0.158	50204000
65,326,268	0.530	---	---	---	04/07/2007	19/07/2006	4750	SATO SA (CR)	0.03	-9.09	Ⓔ	0.033	20/11/2023	0.03	0.03	0.03	0.03	0.03 1927@0.030	20000@0.036	---	---	---	40,727	15	1,221.81	1,959.79	0.018	0.069	40202015
13,191,620	0.620	---	---	---	04/08/2010	09/09/2002	5232	YALCO - CONSTANTINOU (CR)	0.197	---	~	0.197	20/11/2023	---	---	---	---	---	2280@0.212	---	---	---	---	---	---	2,598.75	0.12	0.28	40202020
13,000,000	1.00	---	---	---	01/08/2007	07/04/2000	5093	AKRITAS SA (CR)	0.65	---	~	0.65	20/11/2023	0.65	0.65	0.65	0.65	0.65 70@0.650	250@0.700	---	---	---	50	2	32.50	8,450.00	0.414	0.745	50101035
221,519,681	0.300	---	---	---	02/07/2008	28/02/2011	4957	ANEK LINES SA (CR)	0.282	-1.40	Ⓔ	0.286	20/11/2023	0.282	0.282	0.282	0.282	0.282 3130@0.280	7500@0.284	---	---	---	76,536	20	21,583.15	63,381.94	0.177	0.3	40501015
312,163	0.300	---	---	---	02/07/2008	28/02/2011	4959	ANEK LINES SA (PR, issue '90)	0.072	---	~	0.072	20/11/2023	---	---	---	---	---29930@0.079	---	---	---	---	---	---	---	63,381.94	0.072	0.086	40501015
2,969,713	0.300	---	---	---	02/07/2008	28/02/2011	4958	ANEK LINES SA (PR, issue '96)	0.3	---	~	0.3	20/11/2023	0.3	0.3	0.3	0.3	0.3 1032@0.330	---	---	---	---	768	1	230.40	63,381.94	0.173	0.38	40501015
17,579,754	4.16	---	---	---	18/08/2006	02/08/2010	---	BIOTER SA (CR)	0.244	-9.63	Ⓔ	0.27	20/11/2023	0.244	0.244	0.244	0.244	0.244 ---	436@0.244	---	---	---	3,500	8	854.00	4,289.46	0.198	0.398	50101010
54,654,600	0.050	---	---	---	01/07/1998	30/12/2022	5275	VIS SA (CR)	0.322	---	~	0.322	20/11/2023	---	---	---	---	---	1000@0.290	---	2022	---	---	---	---	17,598.78	0.136	0.378	50203030
51,754,364	0.300	---	---	---	23/12/2003	24/01/2007	5197	SELECTED TEXT. IND. ASSOC (CR)	0.117	---	~	0.117	20/11/2023	0.115	0.115	0.115	0.115	0.115 5000@0.110	2977@0.115	---	---	---	6,000	3	690.00	6,055.26	0.0955	0.202	55101020
15,842,391	1.51	---	---	---	15/07/2009	12/05/2000	5141	BITROS HOLDING SA (CR)	0.525	-0.94	Ⓔ	0.53	20/11/2023	0.525	0.525	0.525	0.525	0.525 1500@0.500	150@0.520	---	---	---	3,000	4	1,575.00	8,317.26	0.376	0.82	55102010
24,319,250	0.300	---	---	---	09/07/2002	04/07/2007	5165	PROODEFTIKH SA (CR)	0.404	2.54	Ⓔ	0.394	20/11/2023	0.394	0.394	0.43	0.43	0.403 100@0.400	13350@0.430	---	---	---	5,142	14	2,074.55	9,824.98	0.356	0.6	50101010
28,438,268	0.070	---	---	---	21/08/2006	24/11/1999	5253	SPIROY AGRICULTURE SA (CR)	0.18	-10.00	Ⓔ	0.2	20/11/2023	0.18	0.18	0.18	0.18	0.18 880@0.180	6306@0.200	---	---	---	6,200	2	1,116.00	5,118.89	0.144	0.24	45102010
1,011,000	1.00	---	---	---	01/07/2004	11/12/2012	5193	TRIA ALFA SA (CR)	7.1	---	~	7.1	20/11/2023	7.1	7.1	7.1	7.1	7.1 40@6.70	50@7.40	54.38	2022	100	2	710.00	7,178.10	6.95	16.9	55101020	

[illegible]

Number of Outstanding Securities	Nominal Value	Dividends [1]			Date of Last Coupon		Note	Shares	Closing price	% change	Previous closing		Open price	Price min	Price max	Last price	Avg price	Last Bid [7]	Last Ask [7]	P/E after tax	Year	Volume	Trades	Transactions Value[8]	Company Mkt Value (thou. €)	Year low	Year high	Sector[ 4]
		2020	2021	2022	Dividend [2]	Right					price/date																	
7,085,888	1.59	---	---	---	02/07/1996	06/09/2010	5216	ELVIEMEK (CR)	2.6	---	↘	2.6	30/09/2019	---	---	---	---	---	---	---	---	---	---	---	18,423.31	2.6	2.6	35101010
7,125,216	0.650	---	---	---	01/07/2005	14/12/1999	4955	KRE.KA SA (CR)	0.28	---	↘	0.28	06/04/2023	---	---	---	---	---	---	---	---	---	---	---	1,995.06	0.17	0.43	45102010
7,734,375	1.00	---	---	---	09/07/2007	07/01/2011	5277	LIVANIS SA (CR)	0.125	---	↘	0.125	28/04/2023	---	---	---	---	---	---	---	---	---	---	---	966.80	0.12	0.18	40301030

## Shares' Notes

Code	Note text
( )	- Adjusted dividends.
*	- Last adjusted closing price.
[1]	- Net dividends.
[2]	- The "Date of Last Coupon" for New listings refers to the date company's stocks started to trade in Athex
[3]	- The Company Market Value is referred to the number of outstanding shares
[4]	- Sectors codification can be found in Appendix A
[5]	- The Market Value refers to the total number of shares listed (including their several classes) in the exchange by the company.
[6]	- P/E greater than 100
[7]	- Last view of the Order Book before the end of the trading session
[8]	- All Blocks Methods' Transactions Value are included.
4750	- Transfer to the Under Surveillance Category from 8/4/2011.
4955	- Transfer to the Surveillance Category as from 5/4/2013.
4957	- Transfer to the Surveillance Category as from 5/4/2013.
4958	- Transfer to the Surveillance Category as from 5/4/2013.
4959	- Transfer to the Surveillance Category as from 5/4/2013.
5093	- Transfer to the Surveillance Category as of 8/4/2015.
5141	- Transfer to the Surveillance Category as of 10/05/2017.
5160	- Transfer to the Surveillance Category as of 15/04/2016.
5165	- Transfer to the Surveillance Category as of 15/02/2018.
5179	- Suspension of trading as of 25/05/2018.
5193	- Transfer to the Surveillance Category as of 25/10/2018.
5197	- Transfer to the Surveillance Category as of 07/11/2018.
5216	- Suspension of trading as of 01/10/2019.
5232	- Transfer to the Under Surveillance Category from 08/04/2011.
5233	- Suspension of trading as of 13/05/2020.
5248	- Transfer to the Surveillance Category as of 06/09/20116.
5253	- Transfer to the Surveillance Category as of 14/5/2021.
5275	- Transfer to the Surveillance Category as of 09/07/2020.
5277	- Suspension of trading as of 02/05/2023.
5278	- Suspension of trading as of 03/05/2023.

## Securities Blocks Details

Securities	Block Volume	Price	Block Trade Value	Time of approval	Note
NATIONAL BANK (CR)	1,108,367	5.33	5,905,379.38	10:30:51	20
EPSILON NET (CR)	14,935	9.60	143,376.00	10:38:24	20
NATIONAL BANK (CR)	1,898,695	6.25	11,866,843.75	10:40:49	20
EUROBANK HOLDINGS (CR)	4,938	1.58	7,788.21	11:27:51	14
MYTILINEOS (CR)	53	35.46	1,879.38	11:28:58	14
JUMBO SA (CR)	8,000	26.42	211,360.00	11:29:33	20
MOTOR OIL (CR)	9,000	22.62	203,580.00	11:30:11	20
NATIONAL BANK (CR)	300,000	6.26	1,876,800.00	11:38:01	20
PPC (CR)	47,000	10.26	482,220.00	12:27:17	20
NATIONAL BANK (CR)	80,000	6.25	499,840.00	13:02:50	20
EUROBANK HOLDINGS (CR)	1,188,624	1.63	1,942,211.62	13:58:36	20
NATIONAL BANK (CR)	2,000	6.26	12,520.00	14:34:08	18
NATIONAL BANK (CR)	4,500	6.26	28,170.00	14:35:37	18
NATIONAL BANK (CR)	1,200	6.26	7,512.00	14:38:17	18
NATIONAL BANK (CR)	3,000	6.26	18,780.00	14:39:43	18
NATIONAL BANK (CR)	7,000	6.26	43,820.00	14:41:29	18
NATIONAL BANK (CR)	6,853	6.26	42,899.78	14:42:58	18
EPSILON NET (CR)	40,000	9.70	388,000.00	14:44:07	20
ALPHA SERVICES HOLD (CR)	1,000,000	1.50	1,499,500.00	14:54:36	20
NATIONAL BANK (CR)	100,000	6.25	625,000.00	15:40:22	20
EPSILON NET (CR)	91	9.97	907.27	16:29:05	18
NATIONAL BANK (CR)	621,781	6.24	3,879,913.44	16:58:53	20
EUROBANK HOLDINGS (CR)	1,045,170	1.63	1,703,627.10	17:12:02	20

## Blocks Notes

- 9 - Method 6-1 / Special Fees
- 10 - Method 6-1 / Special Fees, SDS
- 14 - Method 6-3 / Settlement, Incomplete Buy and Sell
- 18 - Method 6-2 / SPOT 1
- 19 - Method 6-2 / SPOT 2
- 20 - Method 6-1 and Method 6-1 Same Day Settlement
- 21 - Other Pre-agreed

Shares Rights Details

Occured date	Exercise from	Exercise until	Trading until	Rights	Price min	Price max	Closing price	Last Bid	Last Ask	Volume	Trades	Transactions Value
-----------------	------------------	-------------------	------------------	--------	--------------	--------------	------------------	----------	----------	--------	--------	-----------------------

No Rights Transactions.



Forced Sales Details

Securities	Category of Security	Transactions Volume	Number of Trades	Transactions Value	Note
MIG (CR)	Stocks	14,594	6	72,240.30	1

Forced Sales Notes

- 1 - Compulsory Public Forced Sales
- 2 - Forced Sales of Fixed Registered Shares
- 3 - Forced Sales of Remaining Fractional Shares

### Forced Sales Registered Shares

Securities	Start Date	End Date	Initial Volume	Remaining Volume	Date	Avg price (day)	Avg price (period)	Number Trades	Transactions Volume	Transactions Value
------------	------------	----------	----------------	------------------	------	-----------------	--------------------	---------------	---------------------	--------------------

**No Fixed Registered Shares Forced Sales.**

## Forced Sales Notes

According to Decision 1/380/04.05.2008 of the Hellenic Republic Capital Market Commission, the certificated registered shares that have not been deposited to the issuer for dematerialisation, will be auctioned in the Athens Exchange by the supervising issuer. Forced sales procedure is held according to Article 99A of the Athens Exchange Rulebook. The average price of the period is calculated by dividing the Total transactions value by the Total volume and includes all the transactions made until the current date.

## Exchange Traded Funds (ETFs) Characteristics

	Transactions Date (T)	Creation / Redemption	Units (T-1)	New Units (T-1)	Redemption Units (T-1)	Units (T) [1]	Fund Assets [2]	Net Unit Price	Dividend per Unit	Dividend Date
ALPHA ETF FTSE Athex Large Cap	21/11/2023	5,000	924,675	---	---	924,675	28,323,150.00	30.6304	0.62	03/07/2023

## ETFs Notes

[1] - Units (T) = Units (T-1) + New Units (T-1) - Redemption Units (T-1)

[2] - The Creation / Redemption Units of T-1 are included.

Convertible Corporate Bonds - Regulated Market

Num Listed Bonds	Nominal price	Issue price	Today's Rate	Exp. Date	Duration (years)	Note	Coupon		Trading Unit	Corporate Bonds	Price min	Price max	Closing price	Previous closing price/date	Volume	Transactions Value	Last order		ear min	Year max
							Common	Preffered									Price	Buy / Sell		
														---	#Error			#Type!		

Corporate Bonds Notes

Transactions Volume = (Pieces) \* (Nominal Price). Transactions Value = (Pieces) \* (Nominal Price) \* (price %) + (Accrued interest).  
The price of a Bond is stated as a percentage (%) of Bond's Nominal Price.  
Nominal Price in Euros (€), except if it is noted differently.

Non Convertible Corporate Bonds - Regulated Market

Num Listed Bonds	Nominal price	Issue price	Today's Rate	Exp. Date	Duration (years)	Note	Coupon		Trading Unit	Corporate Bonds	Accrued Int.	Yield.T.Mat	Price min	Price max	Closing price	Previous closing price/date	Volume	Transactions Value	Last order		ear min	Year max		
							Common	Preffered											Price	Buy / Sell			Date	
100,000	1,000.00	1,000.00	2.70	25/05/2026	5	---	5	---	1	COSTAMARE PARTICIPATIONS PLC (Non Convertible)	13.6500	5.1050	93.8000	93.8000	93.8000	93.8000	20/11/2023	1,000	951.65	93.5000	B	21/11/2023	92.6000	97.0000
320,000	1,000.00	1,000.00	3.40	21/07/2027	7	---	7	---	1	LAMDA DEVELOPMENT S.A. (Non Convertible)	11.8056	4.9790	92.5000	93.3500	93.2500	92.5230	20/11/2023	53,000	49,917.99	93.0200	B	21/11/2023	90.2000	95.5000
200,000	1,000.00	1,000.00	2.10	27/10/2027	7	---	7	---	1	O.P.A.P. S.A. (Non Convertible)	1.5750	4.3830	91.0000	92.0000	91.2771	90.6500	20/11/2023	19,000	17,372.58	90.5100	B	21/11/2023	89.2745	95.4000
200,000	1,000.00	1,000.00	1.90	23/03/2028	7	---	6	---	1	MOTOR OIL CORINTH REFINERIES SA (Non Convertible)	3.1139	4.1540	90.7500	90.9000	90.8208	91.0000	20/11/2023	12,000	10,935.87	90.8000	B	21/11/2023	87.5500	92.6000
100,000	1,000.00	1,000.00	2.95	11/02/2027	5	---	4	---	1	SAFE BULKERS PARTICIPATIONS PLC (Non Convertible)	8.5222	6.3990	88.7002	90.5000	89.7500	90.2000	20/11/2023	44,000	39,663.88	89.2001	B	21/11/2023	89.7500	97.9500
230,000	1,000.00	1,000.00	4.70	12/07/2029	7	---	3	---	1	LAMDA DEVELOPMENT S.A. (Non convertible)	17.4944	4.6210	97.9000	99.2000	99.0000	98.0590	20/11/2023	84,000	84,310.17	98.4500	B	21/11/2023	94.9889	101.0000
100,000	1,000.00	1,000.00	4.40	26/07/2029	7	---	3	---	1	CPLP SHIPPING HOLDINGS PLC (Non Convertible)	14.6667	5.1980	94.5000	95.8999	95.1000	95.9000	20/11/2023	19,000	18,347.67	95.0000	B	21/11/2023	94.9625	100.8000
200,000	1,000.00	1,000.00	3.60	12/03/2026	7	---	10	---	1	AEGEAN AIRLINES S.A. (Non Convertible)	7.2000	4.4840	96.4997	96.5000	96.5000	96.4760	20/11/2023	120,000	116,663.96	96.0100	B	21/11/2023	95.1109	98.9000
500,000	1,000.00	1,000.00	2.75	03/07/2027	7	---	7	---	1	GEK TERNA S.A. (Non Convertible)	10.9236	6.0950	88.2500	88.4999	88.2501	88.5000	20/11/2023	77,000	68,896.59	88.2500	B	21/11/2023	86.8000	94.4535
120,000	1,000.00	1,000.00	3.95	04/04/2025	7	---	12	---	1	GEK TERNA S.A. (Non Convertible)	5.4861	4.4700	98.0000	98.4000	98.0000	98.0000	20/11/2023	110,000	108,630.97	97.8500	B	21/11/2023	97.5523	100.5000
175,000	1,000.00	1,000.00	3.40	26/07/2024	5	---	9	---	1	ATTICA HOLDINGS S.A. (Non Convertible)	11.3333	5.1560	---	---	---	98.3200	20/11/2023	---	---	98.3500	B	21/11/2023	96.6179	99.4500
300,000	1,000.00	1,000.00	2.30	20/07/2028	7	---	5	---	1	PRODEA REIC S.A.(Non Convertible)	8.0500	5.6800	84.7628	86.5000	86.2400	85.9330	20/11/2023	54,000	46,745.18	86.0000	B	21/11/2023	82.0100	89.1000
150,000	1,000.00	1,000.00	2.65	22/10/2026	5	---	5	---	1	CPLP SHIPPING HOLDINGS PLC (Non Convertible)	2.2819	4.7730	93.8000	93.8000	93.8000	93.0000	20/11/2023	1,000	940.28	93.0000	B	21/11/2023	92.4500	96.0000
250,000	1,000.00	1,000.00	2.45	16/11/2028	7	---	5	---	1	ELVALHALCOR S.A. (Non Convertible)	0.4764	5.3360	86.0000	88.7000	87.4349	87.9000	20/11/2023	221,000	194,541.52	86.1600	B	21/11/2023	84.0000	92.0000
120,000	1,000.00	1,000.00	2.65	06/12/2028	7	---	4	---	1	NOVAL PROPERTY REIC (Non Convertible)	12.5139	5.2750	87.8000	88.8111	88.3056	88.2580	20/11/2023	31,000	27,656.04	84.0000	B	21/11/2023	83.8000	91.9500
300,000	1,000.00	1,000.00	2.30	14/12/2028	7	---	4	---	1	GEK TERNA S.A. (Non Convertible)	10.3500	6.1300	83.0000	84.6000	83.9500	84.5000	20/11/2023	58,000	49,093.44	83.2000	B	21/11/2023	80.0010	90.3500
100,000	1,000.00	1,000.00	2.80	25/01/2027	5	---	4	---	1	PREMIA S.A. (Non Convertible)	9.4111	6.2390	89.9000	89.9000	89.9000	89.4500	17/11/2023	10,000	9,084.11	89.2004	B	21/11/2023	87.6862	95.9899
500,000	1,000.00	1,000.00	4.00	10/07/2030	7	---	1	---	1	MYTILINEOS S.A. (Non Convertible)	15.1111	4.2420	98.4000	98.7800	98.4000	98.5510	20/11/2023	45,000	45,062.10	98.3700	B	21/11/2023	98.3000	100.0700

Corporate Bonds Notes

Transactions Volume = (Pieces) \* (Nominal Price). Transactions Value = (Pieces) \* (Nominal Price) \* (price %) + (Accrued interest).  
The price of a Bond is stated as a percentage (%) of Bond's Nominal Price.  
Nominal Price in Euros (€), except if it is noted differently.

Non Convertible Corporate Bonds - Regulated Market

Num Listed Bonds	Nominal price	Issue price	Today's Rate	Exp. Date	Duration (years)	Note	Coupon		Trading Unit	Corporate Bonds	Accrued Int.	Yield.T.Mat	Price min	Price max	Closing price	Previous closing price/date		Volume	Transactions Value	Last order		ear min	Year max	
							Common	Preffered								Price	Buy / Sell			Date				
150,000	1,000.00	1,000.00	2.60	22/10/2026	7	---	9	---	1	TERNA ENERGY FINANCE S.A. (Non Convertible)	2.2389	5.1890	---	---	---	91.9200	20/11/2023	---	---	91.1000	B	21/11/2023	90.4543	95.7400

Corporate Bonds Notes

Transactions Volume = (Pieces) \* (Nominal Price). Transactions Value = (Pieces) \* (Nominal Price) \* (price %) + (Accrued interest).  
The price of a Bond is stated as a percentage (%) of Bond's Nominal Price.  
Nominal Price in Euros (€), except if it is noted differently.

Government Bonds

Number Listed Bonds	Nominal price	Today's Rate	Accrued Interest Calc	Exp. Date [1]	Duration (years)	Note	Coupons Date	Curr. coupon value	Trading Unit	Government Bonds	Price min	Price max	Closing price	Previous closing price/date	Volume	Transactions Value	Price	Last order Buy / Sell	Date
4,500,000	1,000.00	1.88	Actual/Actual	04/02/2035	15	---	04/02	1.88	1	GGB-FXD-040235-15Y-1.875-1.000	---	---	---	---	---	---	---	---	---
1,805,793	1,000.00	3.45	Actual/Actual	02/04/2024	5	---	02/04	3.45	1	GGB-FXD-020424-05Y-3.450-1.000	---	---	---	---	---	---	---	---	---
6,000,000	1,000.00	0.75	Actual/Actual	18/06/2031	10	---	18/06	0.75	1	GGB-FXD-180631-10Y-0.750-1.000	---	---	---	---	---	---	---	---	---
2,900,000	1,000.00	3.88	Actual/Actual	15/06/2028	5	---	15/06	3.88	1	GGB-FXD-150628-05Y-3.875-1.000	---	---	---	---	---	---	---	---	---
5,962,747,327	1.00	3.75	Actual/Actual	30/01/2028	10	---	/02 - 01/02 - 31/	3.75	1	GGB-FXD-300128-10Y-3.750-1.00	---	---	---	85.4610 13/07/2018	---	---	1.0000	B	28/11/2018
7,067,309,386	1.00	3.90	Actual/Actual	30/01/2033	15	---	/02 - 01/02 - 31/	3.90	1	GGB-FXD-300133-15Y-3.900-1.00	---	---	---	78.6730 13/07/2018	---	---	1.0000	B	28/11/2018
5,622,848,349	1.00	4.00	Actual/Actual	30/01/2037	19	---	/02 - 01/02 - 31/	4.00	1	GGB-FXD-300137-19Y-4.000-1.00	---	---	---	77.0370 13/07/2018	---	---	1.0000	B	28/11/2018
5,476,770,669	1.00	4.20	Actual/Actual	30/01/2042	24	---	/02 - 01/02 - 31/	4.20	1	GGB-FXD-300142-24Y-4.200-1.00	---	---	---	77.7640 13/07/2018	---	---	1.0000	B	28/11/2018
48,794,718	1.00	4.30	Actual/Actual	24/02/2024	12	---	24/02	4.30	1	GGB-FXD-240224-12Y-2.000-1.00	---	---	---	10.0000 22/06/2015	---	---	---	---	---
40,248,141	1.00	4.30	Actual/Actual	24/02/2025	13	---	24/02	4.30	1	GGB-FXD-240225-13Y-2.000-1.00	---	---	---	10.0000 22/06/2015	---	---	---	---	---
59,586,043	1.00	4.30	Actual/Actual	24/02/2026	14	---	24/02	4.30	1	GGB-FXD-240226-14Y-2.000-1.00	---	---	---	10.0000 22/06/2015	---	---	---	---	---
41,118,344	1.00	4.30	Actual/Actual	24/02/2027	15	---	24/02	4.30	1	GGB-FXD-240227-15Y-2.000-1.00	---	---	---	10.0000 22/06/2015	---	---	---	---	---
45,137,734	1.00	4.30	Actual/Actual	24/02/2028	16	---	24/02	4.30	1	GGB-FXD-240228-16Y-2.000-1.00	---	---	---	10.0000 22/06/2015	---	---	---	---	---
61,768,888	1.00	4.30	Actual/Actual	24/02/2029	17	---	24/02	4.30	1	GGB-FXD-240229-17Y-2.000-1.00	---	---	---	10.0000 22/06/2015	---	---	---	---	---
54,567,744	1.00	4.30	Actual/Actual	24/02/2030	18	---	24/02	4.30	1	GGB-FXD-240230-18Y-2.000-1.00	---	---	---	10.0000 22/06/2015	---	---	---	---	---
37,541,515	1.00	4.30	Actual/Actual	24/02/2031	19	---	24/02	4.30	1	GGB-FXD-240231-19Y-2.000-1.00	---	---	---	10.0000 22/06/2015	---	---	---	---	---
37,558,317	1.00	4.30	Actual/Actual	24/02/2032	20	---	24/02	4.30	1	GGB-FXD-240232-20Y-2.000-1.00	---	---	---	10.0000 22/06/2015	---	---	---	---	---
37,473,732	1.00	4.30	Actual/Actual	24/02/2033	21	---	24/02	4.30	1	GGB-FXD-240233-21Y-2.000-1.00	---	---	---	10.0000 22/06/2015	---	---	---	---	---
33,888,293	1.00	4.30	Actual/Actual	24/02/2034	22	---	24/02	4.30	1	GGB-FXD-240234-22Y-2.000-1.00	---	---	---	10.0000 22/06/2015	---	---	---	---	---
35,177,800	1.00	4.30	Actual/Actual	24/02/2035	23	---	24/02	4.30	1	GGB-FXD-240235-23Y-2.000-1.00	---	---	---	10.0000 22/06/2015	---	---	---	---	---
35,547,268	1.00	4.30	Actual/Actual	24/02/2036	24	---	24/02	4.30	1	GGB-FXD-240236-24Y-2.000-1.00	---	---	---	10.0000 22/06/2015	---	---	---	---	---
40,246,306	1.00	4.30	Actual/Actual	24/02/2037	25	---	24/02	4.30	1	GGB-FXD-240237-25Y-2.000-1.00	---	---	---	10.0000 22/06/2015	---	---	---	---	---
37,643,952	1.00	4.30	Actual/Actual	24/02/2038	26	---	24/02	4.30	1	GGB-FXD-240238-26Y-2.000-1.00	---	---	---	10.0000 22/06/2015	---	---	---	---	---
36,977,100	1.00	4.30	Actual/Actual	24/02/2039	27	---	24/02	4.30	1	GGB-FXD-240239-27Y-2.000-1.00	---	---	---	10.0000 22/06/2015	---	---	---	---	---
41,615,000	1.00	4.30	Actual/Actual	24/02/2040	28	---	24/02	4.30	1	GGB-FXD-240240-28Y-2.000-1.00	---	---	---	10.0000 22/06/2015	---	---	---	---	---
42,227,208	1.00	4.30	Actual/Actual	24/02/2041	29	---	24/02	4.30	1	GGB-FXD-240241-29Y-2.000-1.00	---	---	---	10.0000 22/06/2015	---	---	---	---	---
68,288,487	1.00	4.30	Actual/Actual	24/02/2042	30	---	24/02	4.30	1	GGB-FXD-240242-30Y-2.000-1.00	---	---	---	10.0000 22/06/2015	---	---	---	---	---
4,000,000	1,000.00	3.88	Actual/Actual	12/03/2029	10	---	12/03	3.88	1	GGB-FXD-120329-10Y-3.875-1.000	---	---	---	---	---	---	100.0000	B	15/10/2019
4,500,000	1,000.00	0.00	Actual/Actual	12/02/2026	5	---	12/02	0.00	1	GGB-FXD-120226-05Y-0.000-1.000	---	---	---	---	---	---	---	---	---
2,209,163	1,000.00	3.38	Actual/Actual	15/02/2025	7	---	15/02	3.38	1	GGB-FXD-150225-07Y-3.375-1.000	---	---	---	---	---	---	---	---	---
964,000	1,000.00	3.25	Actual/Actual	20/03/2025	6	---	20/03	3.25	1	GGB-FXD-200325-06Y-3.250-1.000	---	---	---	---	---	---	---	---	---
2,100,000	1,000.00	3.55	Actual/Actual	20/03/2026	7	---	20/03	3.55	1	GGB-FXD-200326-07Y-3.550-1.000	---	---	---	---	---	---	---	---	---
5,500,000	1,000.00	1.50	Actual/Actual	18/06/2030	10	---	18/06	1.50	1	GGB-FXD-180630-10Y-1.500-1.000	---	---	---	---	---	---	---	---	---
3,500,000	1,000.00	4.38	Actual/Actual	18/07/2038	15	---	18/07	4.38	1	GGB-FXD-180738-15Y-4.375-1.000	---	---	---	---	---	---	---	---	---

Government Bonds Notes

Transactions Volume = (Pieces) \* (Nominal Price). Transactions Value = (Pieces) \* (Nominal Price) \* (price %) + (Accrued interest).

The Value of current coupon for the issues with NV 0.01 euro refers to NV 100 euros

FLR: Floating Interest Rate.

[1] - The Expiration Date of the interest bearing period and the Date for coupon payment.

Government Bonds

Number Listed Bonds	Nominal price	Today's Rate	Accrued Interest Calc	Exp. Date [1]	Duration (years)	Note	Coupons Date	Curr. coupon value	Trading Unit	Government Bonds	Price min	Price max	Closing price	Previous closing price/date	Volume	Transactions Value	Price	Last order Buy / Sell	Date
40,000	1,000.00	4.67	FLR	Actual/360	18/09/2024	1	---	18/09 - 19/03	---	1	GGB-FLT-180924-01Y-4.670-1.000	---	---	---	---	---	---	---	---
5,364,250	1,000.00	3.25		Actual/Actual	20/03/2050	30	---	20/03	3.25	1	GGB-FXD-200350-30Y-3.250-1.000	---	---	---	---	---	---	---	---
3,924,361	1,000.00	2.00		Actual/Actual	22/04/2027	7	---	22/04	2.00	1	GGB-FXD-220427-07Y-2.000-1.000	---	---	---	---	---	99.9000	B	22/04/2020
2,500,000	1,000.00	1.88		Actual/Actual	23/07/2026	7	---	23/07	1.88	1	GGB-FXD-230726-07Y-1.875-1.000	---	---	---	---	---	---	---	---
4,500,000	1,000.00	4.25		Actual/Actual	15/06/2033	10	---	15/06	4.25	1	GGB-FXD-150633-10Y-4.250-1.000	---	---	---	---	---	---	---	---
3,500,000	1,000.00	1.88		Actual/Actual	24/01/2052	30	---	24/01	1.88	1	GGB-FXD-240152-30Y-1.875-1.000	---	---	---	---	---	---	---	---
3,700,000	1,000.00	1.75		Actual/Actual	18/06/2032	10	---	18/06	1.75	1	GGB-FXD-180632-10Y-1.750-1.000	---	---	---	---	---	---	---	---
2,200,000	1,000.00	1.13	FLR	Actual/360	15/12/2027	5	---	- 15/12 - 15/03 -	---	1	GGB-FLT-151227-05Y-1.130-1.000	---	---	---	---	---	102.1600	B	30/12/2022

Government Bonds Notes

Transactions Volume = (Pieces) \* (Nominal Price). Transactions Value = (Pieces) \* (Nominal Price) \* (price %) + (Accrued interest).  
The Value of current coupon for the issues with NV 0.01 euro refers to NV 100 euros  
FLR: Floating Interest Rate.  
[1] - The Expiration Date of the interest bearing period and the Date for coupon payment.



Treasury Bills & Zero Coupon Government Bonds

	13-Week Maturity								26-Week Maturity								52-Week Maturity										
Issue Date	Exp. Date	Initial Rate	Num Listed Bonds	Nominal price	Issue price	Last Trade Price	Last Trade Date	Volume Traded	Note	Exp. Date	Initial Rate	Num Listed Bonds	Nominal price	Issue price	Last Trade Price	Last Trade Date	Volume Traded	Note	Exp. Date	Initial Rate	Num Listed Bonds	Nominal price	Issue price	Last Trade Price	Last Trade Date	Volume Traded	Note
09/12/2022	---	---	---	---	---	---	---	---	---	---	---	---	---	---	---	---	---	---	08/12/2023	2.73	600,000	1,000.00	973.10	---	---	---	---
10/03/2023	---	---	---	---	---	---	---	---	---	---	---	---	---	---	---	---	---	---	08/03/2024	3.75	1,000,000	1,000.00	963.46	---	---	---	---
09/06/2023	---	---	---	---	---	---	---	---	---	---	---	---	---	---	---	---	---	---	07/06/2024	3.84	1,600,000	1,000.00	962.60	---	---	---	---
08/09/2023	---	---	---	---	---	---	---	---	---	---	---	---	---	---	---	---	---	---	06/09/2024	3.81	812,500	1,000.00	962.90	---	---	---	---

Bonds in Circulation	Currency / Min nominal traded Value	Coupons Payment Date	Current Coupon Value	Note	Coupon	Trading Unit	Issue Date	Duration (years)	Today's Interest	A.I.C in days	Bonds	Last price of previous days		Last Outcry in Cash (euro)			Trades in Pieces	Life min	Life Max
												Price	Buy / Sell	Date					
Corporate Bonds in Foreign Currency and Euro																			
103,746	GBP / 10	01/12	0.25	---	64	1	01/12/1930	98	2.5	360	National Mortgage Bank	2.27	05/02/1996	2.27	S	05/02/1996	---	2.27	2.27
0	GBP / 10	01/12	0.25	---	66	1	01/12/1928	100	2.5	360	National Mortgage Bank	---	---	---	---	---	---	---	---

Government Bonds Notes

A.I.C: Accrued Interest Calculation base.  
FLR: Floating Interest Rate.  
The minimum tradeable Nominal Value for all Demeterialised Government Titles is 100 Euros.  
(μτφρ-0)

Athex & ATHEXClear Members List

Member Name			Stock Market			Derivatives Market		ATHEXClear Member	
Address	Phone	Fax	Market Member	Remote Member	Market Maker	Proprietary	Market Maker	General Clearing	Direct Clearing
A. SARRIS SECURITIES S.A.			a						
6, ΔΡΑΓΑΤΣΑΝΙΟΥ 6 ATHINA	2103367700								
AEONIC SECURITIES C.I.F. P.L.C.			a						
, ΛΑΪΟΥ 6, ΓΡ. 301B, ANNA COURT	35725337600								
ALPHA BANK S.A.								a	
, ΣΤΑΔΙΟΥ 40 ATHINA	2103260000								
ALPHA FINANCE INVESTMENT SERVICES SINGLE MEMBER SA			a		a	a	a		a
5, ΠΑΝΕΠΙΣΤΗΜΙΟΥ 45 ATHINA	2103677400								
ARGUS STOCKBROKERS LTD			a	a		a			
25 , 25 ΛΕΩΦΟΡΟΣ ΔΗΜΟΣΘΕΝΗ ΣΕΒΕΡΗ	0035722717000								
ATLANTIC SECURITIES LTD			a	a					
37, ΠΡΟΔΡΟΜΟΥ 37	0035722445400								
AXON SECURITIES S.A.			a			a			
48, ΣΤΑΔΙΟΥ 48 ATHINA	2103363800								
BETA SECURITIES S.A.			a		a	a			a
29 , Λ.ΑΛΕΞΑΝΔΡΑΣ 29 ATHINA	2106478930								
BNP PARIBAS S.A.								a	
, ΛΑΜΨΑΚΟΥ 2 ATHINA	2107468525								
BOFA SECURITIES EUROPE SA			a	a					
, 112 AVENUE KL?BER 75116	+33 153655555								
CAPITAL SECURITIES S.A.			a			a			
58, ΜΗΤΡΟΠΟΛΕΩΣ 58 ATHINA	2103369700								
CITIGROUP GLOBAL MARKETS EUROPE AG			a	a					
16, REUTERWEG 16	+49 691366-0								
CITIGROUP GLOBAL MARKETS LIMITED			a						
1, 33 CANADA SQUARE -CANARY WHARF	+44 02079864000								
CREDIT SUISSE BANK (EUROPE), S.A.			a	a					
, CALLE AYALA 42, 3A PLANTA-B MADRID	+34917916000								
CREDIT SUISSE SECURITIES (EUROPE) LIMITED			a						
1 , ONE CABOT SQUARE LONDON	+44 2078888888								
CYCLOS SECURITIES S.A.			a			a			
39, ΧΑΡΙΛΑΟΥ ΤΡΙΚΟΥΠΗ 6-8-10 ATHINA	2103364300								
DEUTSCHE BANK S.A.				a					
1 , GREAT WINCHESTER STREET LONDON	+44 20 754 54209	00441133361437							
EUROBANK EQUITIES INVESTMENT FIRM SINGLE MEMBER SA			a		a	a	a		a
, ΦΙΛΕΛΛΗΝΩΝ 10 & ΞΕΝΟΦΩΝΤΟΣ 13 ATHINA	2103720425								
EUROBANK S.A.								a	
, ΟΘΩΝΟΣ 8 ATHINA	2144043907								
EUROCORP INVESTMENT SERVICES S.A.			a			a			a
14, ΠΛ.ΦΙΛΙΚΗΣ ΕΤΑΙΡΕΙΑΣ 14 ATHINA	2107263600								
EUOTRUST INVESTMENT FIRM SA			a						
113, ΣΕΒΑΣΤΟΥΠΟΛΕΩΣ 113 ATHINA	2103363100								
EUROXX SECURITIES S.A.			a		a	a	a		a
7, PALEOLOGOU CHALANDRI	+30 2106879400	210-6879401							
7, PALAIOLOGOU CHALANDRI	(210)-6879400	(210)-6879401							
FREEDOM FINANCE EUROPE LTD			a	a					
, ΧΡΙΣΤΑΚΗ ΚΡΑΝΟΥ 20	035725257786								
G. A. PERVANAS SECURITIES- INVESTMENT SERVICES S.A.			a						
7-9, ΣΟΦΟΚΛΕΟΥΣ 7-9 ATHINA	2103727200								
GLOBAL CAPITAL SECURITIES & FINANCIAL SERVICES LTD			a	a					
50, Λ.ΑΡΧΙΕΠΙΣΚΟΠΟΥ ΜΑΚΑΡΙΟΥ Γ'50	0035722710710								
GREENPOST TRADING EUROPE LTD			a	a	a				
, KIMONOS 3, ACROPOLIS MANSIONS, 2ND FLOOR, FLAT/OFFICE 202	035722521389								
HELLENIC AMERICAN SECURITIES S.A.			a		a	a			a
27, ΑΝΔΡΕΑ ΠΑΠΑΝΔΡΕΟΥ 27 MAROUSI	2103311100								
HELLENIC BANK (INVESTMENTS) LTD				a					
, AVE.KYRIAKOU MATSI 31 - PO BOX 24747 NICOSIA	+357 22500100	357 22500110							
HSBC CONTINENTAL EUROPE								a	
109-111, Λ.ΜΕΣΟΓΕΙΩΝ 109-111	2106960000								
INDEX SECURITIES S.A.			a						
6, ΔΡΑΓΑΤΣΑΝΙΟΥ 6 ATHINA	2103213920								
J. CHR. MAVRIKIS SECURITIES S.A.			a						
5, ΣΟΦΟΚΛΕΟΥΣ 5 ATHINA	2103216730								

Athex & ATHEXClear Members List

Member Name			Stock Market			Derivatives Market		ATHEXClear Member	
Address	Phone	Fax	Market Member	Remote Member	Market Maker	Proprietary	Market Maker	General Clearing	Direct Clearing
KAPPA SECURITIES S.A.			a			a			
15, ΒΑΛΛΑΡΙΤΟΥ 15 ATHINA	2103678600								
KARAMANOF SECURITIES & INVESTMENT SERVICES S.A.			a						
2, ΠΛ.ΑΓ.ΘΕΟΔΩΡΩΝ 2 ATHINA	2103212947								
LAIKI FINANCIAL SERVICES LTD			a						
26, AVE. VYRONOS NICOSIA	357 22367367	357 22718567							
LEON DEPOLAS SECURITIES S.A.			a		a	a			
1, ΧΡΗΣΤΟΥ ΛΑΔΑ 1 ATHINA	2103213276 -28								
MEGA EQUITY SECURITIES & FINANCIAL SERVICES PUBLIC LTD			a	a		a			
42-44, ΛΕΩΦ.ΓΡΙΒΑΔΙΓΕΝΗ 42-44	0035722711711								
MERIT SECURITIES S.A			a		a	a			a
5, ΣΟΦΟΚΛΕΟΥΣ 5 ATHINA	2103671880								
MERRILL LYNCH INTERNATIONAL			a						
2 , 2 KING EDWARD STREET LONDON	+44 20276281000								
N. CHRYSOCHOIDIS SECURITIES S.A.			a			a			a
7-9, ΣΟΦΟΚΛΕΟΥΣ 7-9 ATHINA	2103213913								
NATIONAL BANK OF GREECE S.A.			a		a	a		a	
86, ΑΙΟΛΟΥ STR. ATHINA	(210)-3341000	(210)-3228187							
68, ΑΚΑΔΙΜΙΑΣ STR. ATHINA	(210)-3328817	(210)-3328678							
NATIONAL SECURITIES SINGLE MEMBER SA			a		a	a	a		
66, ΛΕΩΦΟΡΟΣ ΑΘΗΝΩΝ 128-132 & ΙΦΙΓΕΝΙΑΣ ATHINA	2103328784								
NUNTIVS BROKERAGE AND INVESTMENT SERVICES S.A			a						
6, ΔΡΑΓΑΤΣΑΝΙΟΥ 6 ATHINA	2103350599								
ONE PLUS CAPITAL LIMITED			a	a					
, 75 PRODROMOU AVENUE NICOSIA 1307	35722873760								
OPTIMA BANK S.A.			a		a	a	a	a	
, ΑΙΓΙΑΛΕΙΑΣ 32 & ΠΑΡΑΔΕΙΣΟΥ MAROUSI	210 8173000								
PANCRETA BANK S.A								a	
, ΙΚΑΡΟΥ 5	2810338746								
PANTELAKIS SECURITIES S.A.			a		a	a	a		
57, ΕΘΝΙΚΗΣ ΑΝΤΙΣΤΑΣΕΩΣ 57, ΚΤΙΠΙΟ Β CHALANDRI	2106965000								
PIRAEUS BANK S.A.			a			a		a	
, ΑΜΕΡΙΚΗΣ 4 ATHINA	2103335000								
PIRAEUS SECURITIES S. A.			a		a	a	a		a
10, ΣΤΑΔΙΟΥ 10 ATHINA	2103354100								
PROCHOICE SECURITIES LTD			a	a					
57, ΛΕΩΦ.ΣΠΥΡΟΥ ΚΥΠΡΙΑΝΟΥ 57, ΑΚΙΝΗΤΑ Φ	035724661192								
SHARELINK SECURITIES & FINANCIAL SERVICES LTD			a			a			
6 , HOUSE-ΘΕΟΤΟΚΗ 6 ΜΕΓΑΡΟ ΕΛΛΗΝΑ	+357 22554200								
SOCIETE GENERALE S.A.			a	a		a			
, 17 COURS VALMY, CEDEX	+157290504								
SOLIDUS SECURITIES S.A			a			a			a
64, ΛΟΥΙΖΗΣ ΠΙΑΝΚΟΥΡ 64 ATHINA	2106900600								
ST. EM. LAVRENTAKIS SECURITIES S.A.			a			a			
7-9, ΣΟΦΟΚΛΕΟΥΣ 7-9 ATHINA	2103213336								
THE CYPRUS INVESTMENT & & SECURITIES CORPORATION LTD			a	a					
154, 1 AG. PROKOPIΟΥ & POSIDONOS 1ST FLOOR	0035722121700								
UBS EUROPE SE			a	a					
, OPERNTURM, BOCKENHEIMER LANDSTRASSE 2-4	496921790								
UBS LIMITED				a					
1 , FINSBURY AVENUE LONDON	+44 2075687135								

## List of Stocks under Market Making operations

Securities	Stock Category
Market Maker	Start Market Making
<b>MLS MULTIMEDIA SA (CR)</b>	<b>Suspension Status</b>
PIRAEUS SECURITIES S. A.	01/08/2019
<b>ALPHA ETF FTSE Athex Large Cap</b>	<b>Exchange Traded Funds (ETFs)</b>
ALPHA FINANCE INVESTMENT SERVICES SINGLE MEMBER SA	02/01/1900
NATIONAL SECURITIES SINGLE MEMBER SA	02/01/1900
<b>ADMIE (IPTO) HOLDING S.A. (CR)</b>	<b>Main Market</b>
EUROBANK EQUITIES INVESTMENT FIRM SINGLE MEMBER SA	24/05/2021
HELLENIC AMERICAN SECURITIES S.A.	09/03/2020
PIRAEUS SECURITIES S. A.	29/06/2017
<b>AEGEAN AIRLINES (CR)</b>	<b>Main Market</b>
EUROBANK EQUITIES INVESTMENT FIRM SINGLE MEMBER SA	22/09/2020
<b>ALPHA SERVICES HOLD (CR)</b>	<b>Main Market</b>
ALPHA FINANCE INVESTMENT SERVICES SINGLE MEMBER SA	29/02/2016
EUROBANK EQUITIES INVESTMENT FIRM SINGLE MEMBER SA	22/10/2006
GREENPOST TRADING EUROPE LTD	12/06/2023
HELLENIC AMERICAN SECURITIES S.A.	25/07/2014
LEON DEPOLAS SECURITIES S.A.	04/01/2016
MERIT SECURITIES S.A	03/09/2012
NATIONAL SECURITIES SINGLE MEMBER SA	02/01/1900
PIRAEUS SECURITIES S. A.	28/05/2009
<b>ALPHA TRUST (CR)</b>	<b>Main Market</b>
EUROBANK EQUITIES INVESTMENT FIRM SINGLE MEMBER SA	06/02/2023
LEON DEPOLAS SECURITIES S.A.	04/01/2021
<b>ALUMIL (CR)</b>	<b>Main Market</b>
PIRAEUS SECURITIES S. A.	31/07/2023
<b>ANDROMEDA SA (CR)</b>	<b>Main Market</b>
BETA SECURITIES S.A.	15/02/2021
OPTIMA BANK S.A.	03/04/2023
<b>ATTICA BANK S.A. (CR)</b>	<b>Main Market</b>
EUROXX SECURITIES S.A.	22/01/2016
PIRAEUS SECURITIES S. A.	20/09/2017
<b>AUSTRIACARD (CB)</b>	<b>Main Market</b>
BETA SECURITIES S.A.	23/03/2023
EUROBANK EQUITIES INVESTMENT FIRM SINGLE MEMBER SA	15/05/2023
<b>AUTOHELLAS SA (CR)</b>	<b>Main Market</b>
ALPHA FINANCE INVESTMENT SERVICES SINGLE MEMBER SA	01/07/2019
EUROXX SECURITIES S.A.	02/07/2018
<b>AVAX S.A. (CR)</b>	<b>Main Market</b>
EUROBANK EQUITIES INVESTMENT FIRM SINGLE MEMBER SA	14/12/2015
OPTIMA BANK S.A.	04/09/2023
PIRAEUS SECURITIES S. A.	01/02/2021
<b>AVE (CR)</b>	<b>Main Market</b>
EUROXX SECURITIES S.A.	05/06/2020
<b>BRIQ PROPERTIES (CR)</b>	<b>Main Market</b>
EUROBANK EQUITIES INVESTMENT FIRM SINGLE MEMBER SA	09/09/2019
LEON DEPOLAS SECURITIES S.A.	22/02/2021
<b>CC HBC AG (CR)</b>	<b>Main Market</b>
BETA SECURITIES S.A.	08/03/2021
NATIONAL SECURITIES SINGLE MEMBER SA	02/01/1900
PIRAEUS SECURITIES S. A.	04/05/2015
<b>CENERGY HOLDINGS (CB)</b>	<b>Main Market</b>
ALPHA FINANCE INVESTMENT SERVICES SINGLE MEMBER SA	02/01/2016
EUROBANK EQUITIES INVESTMENT FIRM SINGLE MEMBER SA	02/01/2016
OPTIMA BANK S.A.	14/03/2022
PANTELAKIS SECURITIES S.A.	27/12/2022
<b>CNL CAPITAL (CR)</b>	<b>Main Market</b>
MERIT SECURITIES S.A	01/10/2018
<b>DIMAND (CR)</b>	<b>Main Market</b>
ALPHA FINANCE INVESTMENT SERVICES SINGLE MEMBER SA	08/08/2022
EUROBANK EQUITIES INVESTMENT FIRM SINGLE MEMBER SA	08/08/2022
PANTELAKIS SECURITIES S.A.	15/05/2023
<b>EKTER SA (CR)</b>	<b>Main Market</b>
BETA SECURITIES S.A.	26/09/2022
EUROBANK EQUITIES INVESTMENT FIRM SINGLE MEMBER SA	16/10/2017
LEON DEPOLAS SECURITIES S.A.	21/05/2018
<b>ELASTRON (CR)</b>	<b>Main Market</b>
LEON DEPOLAS SECURITIES S.A.	20/02/2017

## List of Stocks under Market Making operations

Securities	Stock Category
Market Maker	Start Market Making
<b>ELLAKTOR (CR)</b>	Main Market
ALPHA FINANCE INVESTMENT SERVICES SINGLE MEMBER SA	18/03/2019
EUROBANK EQUITIES INVESTMENT FIRM SINGLE MEMBER SA	01/06/2012
EUROXX SECURITIES S.A.	24/09/2018
NATIONAL SECURITIES SINGLE MEMBER SA	02/01/1900
PIRAEUS SECURITIES S. A.	22/10/2018
<b>ELTON SA (CR)</b>	Main Market
EUROBANK EQUITIES INVESTMENT FIRM SINGLE MEMBER SA	28/11/2022
OPTIMA BANK S.A.	30/01/2023
<b>ELVALHALCOR (CR)</b>	Main Market
ALPHA FINANCE INVESTMENT SERVICES SINGLE MEMBER SA	07/05/2018
BETA SECURITIES S.A.	09/01/2023
EUROBANK EQUITIES INVESTMENT FIRM SINGLE MEMBER SA	07/05/2018
<b>ENTERSOFT (CR)</b>	Main Market
ALPHA FINANCE INVESTMENT SERVICES SINGLE MEMBER SA	23/03/2023
EUROBANK EQUITIES INVESTMENT FIRM SINGLE MEMBER SA	22/06/2020
<b>EUROBANK HOLDINGS (CR)</b>	Main Market
ALPHA FINANCE INVESTMENT SERVICES SINGLE MEMBER SA	09/01/2006
EUROBANK EQUITIES INVESTMENT FIRM SINGLE MEMBER SA	01/06/2012
GREENPOST TRADING EUROPE LTD	12/06/2023
HELLENIC AMERICAN SECURITIES S.A.	25/07/2014
LEON DEPOLAS SECURITIES S.A.	30/11/2018
MERIT SECURITIES S.A	06/11/2017
NATIONAL SECURITIES SINGLE MEMBER SA	02/01/1900
PIRAEUS SECURITIES S. A.	28/09/2009
<b>EUROCONSULTANTS S.A. (CR)</b>	Main Market
OPTIMA BANK S.A.	01/02/2023
<b>EYDAP S.A. (CR)</b>	Main Market
ALPHA FINANCE INVESTMENT SERVICES SINGLE MEMBER SA	27/01/2020
EUROBANK EQUITIES INVESTMENT FIRM SINGLE MEMBER SA	10/06/2019
<b>FOURLIS (CR)</b>	Main Market
EUROBANK EQUITIES INVESTMENT FIRM SINGLE MEMBER SA	01/12/2016
PIRAEUS SECURITIES S. A.	06/03/2017
<b>GEK TERNA (CR)</b>	Main Market
BETA SECURITIES S.A.	08/03/2021
EUROBANK EQUITIES INVESTMENT FIRM SINGLE MEMBER SA	24/05/2021
PIRAEUS SECURITIES S. A.	29/08/2019
<b>GR. SARANTIS S.A. (CR)</b>	Main Market
BETA SECURITIES S.A.	14/05/2012
EUROBANK EQUITIES INVESTMENT FIRM SINGLE MEMBER SA	24/10/2016
<b>HELLENIC EXCHANGES-A.S.E. (CR)</b>	Main Market
HELLENIC AMERICAN SECURITIES S.A.	01/09/2014
NATIONAL SECURITIES SINGLE MEMBER SA	02/01/1900
PIRAEUS SECURITIES S. A.	04/05/2015
<b>HELLENIQ ENERGY (CR)</b>	Main Market
ALPHA FINANCE INVESTMENT SERVICES SINGLE MEMBER SA	07/11/2023
EUROBANK EQUITIES INVESTMENT FIRM SINGLE MEMBER SA	01/11/2023
HELLENIC AMERICAN SECURITIES S.A.	14/09/2015
PIRAEUS SECURITIES S. A.	20/03/2017
<b>IDEAL HOLDINGS (CR)</b>	Main Market
EUROBANK EQUITIES INVESTMENT FIRM SINGLE MEMBER SA	07/06/2021
PIRAEUS SECURITIES S. A.	07/06/2021
<b>INTERCONTINENTAL (CR)</b>	Main Market
LEON DEPOLAS SECURITIES S.A.	03/06/2019
<b>INTERLIFE G.C.I.(CR)</b>	Main Market
BETA SECURITIES S.A.	24/10/2022
<b>INTERWOOD-XYLEMPORIA (CR)</b>	Main Market
EUROBANK EQUITIES INVESTMENT FIRM SINGLE MEMBER SA	05/07/2021
PANTELAKIS SECURITIES S.A.	01/07/2021
<b>INTRAKAT (CR)</b>	Main Market
BETA SECURITIES S.A.	04/10/2021
PANTELAKIS SECURITIES S.A.	10/10/2022
<b>JUMBO SA (CR)</b>	Main Market
BETA SECURITIES S.A.	01/02/2021
EUROBANK EQUITIES INVESTMENT FIRM SINGLE MEMBER SA	25/05/2020
GREENPOST TRADING EUROPE LTD	12/06/2023
MERIT SECURITIES S.A	06/11/2017
PIRAEUS SECURITIES S. A.	06/03/2017

## List of Stocks under Market Making operations

Securities	Stock Category
Market Maker	Start Market Making
<b>KLOUKINAS - LAPPAS SA (CR)</b>	<b>Main Market</b>
OPTIMA BANK S.A.	02/01/2023
<b>KRI-KRI S.A. (CR)</b>	<b>Main Market</b>
EUROBANK EQUITIES INVESTMENT FIRM SINGLE MEMBER SA	07/05/2018
LEON DEPOLAS SECURITIES S.A.	16/01/2017
<b>LAMDA DEVELOPMENT SA (CR)</b>	<b>Main Market</b>
EUROBANK EQUITIES INVESTMENT FIRM SINGLE MEMBER SA	08/12/2014
PANTELAKIS SECURITIES S.A.	06/11/2017
PIRAEUS SECURITIES S. A.	29/06/2017
<b>LAMPSA HOTEL SA (CR)</b>	<b>Main Market</b>
LEON DEPOLAS SECURITIES S.A.	16/01/2017
<b>MIG (CR)</b>	<b>Main Market</b>
PIRAEUS SECURITIES S. A.	02/02/2009
<b>MOTODYNAMICS S.A. (CR)</b>	<b>Main Market</b>
OPTIMA BANK S.A.	25/08/2023
<b>MOTOR OIL (CR)</b>	<b>Main Market</b>
BETA SECURITIES S.A.	08/03/2021
EUROBANK EQUITIES INVESTMENT FIRM SINGLE MEMBER SA	22/10/2006
GREENPOST TRADING EUROPE LTD	12/06/2023
LEON DEPOLAS SECURITIES S.A.	01/04/2019
MERIT SECURITIES S.A	25/02/2019
NATIONAL SECURITIES SINGLE MEMBER SA	02/01/1900
PIRAEUS SECURITIES S. A.	04/05/2015
<b>MPLE KEDROS (CR)</b>	<b>Main Market</b>
OPTIMA BANK S.A.	16/10/2023
OPTIMA BANK S.A.	08/11/2023
<b>MYTILINEOS (CR)</b>	<b>Main Market</b>
ALPHA FINANCE INVESTMENT SERVICES SINGLE MEMBER SA	15/04/2019
BETA SECURITIES S.A.	11/04/2022
EUROBANK EQUITIES INVESTMENT FIRM SINGLE MEMBER SA	20/09/2017
GREENPOST TRADING EUROPE LTD	12/06/2023
MERIT SECURITIES S.A	25/02/2019
NATIONAL SECURITIES SINGLE MEMBER SA	02/01/1900
PIRAEUS SECURITIES S. A.	04/05/2015
<b>NATIONAL BANK (CR)</b>	<b>Main Market</b>
ALPHA FINANCE INVESTMENT SERVICES SINGLE MEMBER SA	09/01/2006
EUROBANK EQUITIES INVESTMENT FIRM SINGLE MEMBER SA	22/10/2006
GREENPOST TRADING EUROPE LTD	12/06/2023
HELLENIC AMERICAN SECURITIES S.A.	25/07/2014
LEON DEPOLAS SECURITIES S.A.	20/05/2015
MERIT SECURITIES S.A	03/09/2012
NATIONAL SECURITIES SINGLE MEMBER SA	02/01/1900
PIRAEUS SECURITIES S. A.	08/09/2008
<b>OPAP (CR)</b>	<b>Main Market</b>
ALPHA FINANCE INVESTMENT SERVICES SINGLE MEMBER SA	09/01/2006
BETA SECURITIES S.A.	11/04/2022
EUROBANK EQUITIES INVESTMENT FIRM SINGLE MEMBER SA	22/10/2006
GREENPOST TRADING EUROPE LTD	12/06/2023
HELLENIC AMERICAN SECURITIES S.A.	25/07/2014
MERIT SECURITIES S.A	20/03/2017
NATIONAL SECURITIES SINGLE MEMBER SA	02/01/1900
PIRAEUS SECURITIES S. A.	04/05/2015
<b>OPTIMA BANK (CR)</b>	<b>Main Market</b>
OPTIMA BANK S.A.	06/11/2023
<b>OTE (CR)</b>	<b>Main Market</b>
ALPHA FINANCE INVESTMENT SERVICES SINGLE MEMBER SA	09/01/2006
BETA SECURITIES S.A.	11/04/2022
EUROBANK EQUITIES INVESTMENT FIRM SINGLE MEMBER SA	22/10/2006
GREENPOST TRADING EUROPE LTD	12/06/2023
HELLENIC AMERICAN SECURITIES S.A.	25/07/2014
LEON DEPOLAS SECURITIES S.A.	20/04/2015
MERIT SECURITIES S.A	20/03/2017
NATIONAL SECURITIES SINGLE MEMBER SA	02/01/1900
PIRAEUS SECURITIES S. A.	08/09/2008
<b>P.P.A. S.A. (CR)</b>	<b>Main Market</b>
EUROBANK EQUITIES INVESTMENT FIRM SINGLE MEMBER SA	06/02/2019
<b>PAPOUTSANIS (CR)</b>	<b>Main Market</b>
ALPHA FINANCE INVESTMENT SERVICES SINGLE MEMBER SA	19/11/2018
BETA SECURITIES S.A.	25/11/2013

## List of Stocks under Market Making operations

Securities	Stock Category
Market Maker	Start Market Making
<b>PETROPOULOS PETROS (CR)</b>	<b>Main Market</b>
EUROBANK EQUITIES INVESTMENT FIRM SINGLE MEMBER SA	01/04/2019
PANTELAKIS SECURITIES S.A.	16/03/2020
<b>PIRAEUS FINANCIAL HOLD (CR)</b>	<b>Main Market</b>
ALPHA FINANCE INVESTMENT SERVICES SINGLE MEMBER SA	15/04/2019
EUROBANK EQUITIES INVESTMENT FIRM SINGLE MEMBER SA	22/10/2006
EUROXX SECURITIES S.A.	15/02/2016
GREENPOST TRADING EUROPE LTD	12/06/2023
HELLENIC AMERICAN SECURITIES S.A.	25/07/2014
LEON DEPOLAS SECURITIES S.A.	30/11/2018
MERIT SECURITIES S.A	16/09/2013
NATIONAL SECURITIES SINGLE MEMBER SA	02/01/1900
PIRAEUS SECURITIES S. A.	16/02/2009
<b>PPC (CR)</b>	<b>Main Market</b>
ALPHA FINANCE INVESTMENT SERVICES SINGLE MEMBER SA	09/01/2006
BETA SECURITIES S.A.	01/02/2021
EUROBANK EQUITIES INVESTMENT FIRM SINGLE MEMBER SA	22/10/2006
GREENPOST TRADING EUROPE LTD	12/06/2023
HELLENIC AMERICAN SECURITIES S.A.	01/09/2014
MERIT SECURITIES S.A	06/11/2017
NATIONAL SECURITIES SINGLE MEMBER SA	02/01/1900
PIRAEUS SECURITIES S. A.	28/09/2009
<b>PREMIA (CR)</b>	<b>Main Market</b>
BETA SECURITIES S.A.	01/06/2021
LEON DEPOLAS SECURITIES S.A.	05/12/2022
PANTELAKIS SECURITIES S.A.	23/12/2021
<b>PROFILE SA (CR)</b>	<b>Main Market</b>
OPTIMA BANK S.A.	03/04/2023
PANTELAKIS SECURITIES S.A.	01/07/2019
<b>QUALITY &amp; RELIABILITY SA (CR)</b>	<b>Main Market</b>
OPTIMA BANK S.A.	03/01/2023
<b>QUEST HOLDINGS (CR)</b>	<b>Main Market</b>
BETA SECURITIES S.A.	26/03/2018
EUROBANK EQUITIES INVESTMENT FIRM SINGLE MEMBER SA	28/01/2019
<b>REVOIL (CR)</b>	<b>Main Market</b>
BETA SECURITIES S.A.	26/06/2023
<b>SIDMA STEEL (CR)</b>	<b>Main Market</b>
OPTIMA BANK S.A.	25/05/2023
<b>SPACE HELLAS SA (CR)</b>	<b>Main Market</b>
MERIT SECURITIES S.A	09/12/2022
<b>TECHNICAL OLYMPIC SA (CR)</b>	<b>Main Market</b>
OPTIMA BANK S.A.	05/07/2023
<b>TERNA ENERGY (CR)</b>	<b>Main Market</b>
EUROBANK EQUITIES INVESTMENT FIRM SINGLE MEMBER SA	24/05/2021
PIRAEUS SECURITIES S. A.	09/12/2019
<b>THRACE PLASTICS SA (CR)</b>	<b>Main Market</b>
ALPHA FINANCE INVESTMENT SERVICES SINGLE MEMBER SA	26/03/2018
EUROBANK EQUITIES INVESTMENT FIRM SINGLE MEMBER SA	26/03/2018
<b>TITAN CEMENT (CB)</b>	<b>Main Market</b>
BETA SECURITIES S.A.	01/02/2021
EUROBANK EQUITIES INVESTMENT FIRM SINGLE MEMBER SA	06/11/2019
PIRAEUS SECURITIES S. A.	18/01/2021
<b>TRADE ESTATES REIC (CR)</b>	<b>Main Market</b>
EUROBANK EQUITIES INVESTMENT FIRM SINGLE MEMBER SA	08/11/2023
EUROBANK EQUITIES INVESTMENT FIRM SINGLE MEMBER SA	10/11/2023
PANTELAKIS SECURITIES S.A.	10/11/2023
PANTELAKIS SECURITIES S.A.	08/11/2023
<b>TZIRAKIAN PROFIL (CR)</b>	<b>Main Market</b>
LEON DEPOLAS SECURITIES S.A.	19/07/2021
<b>VIOHALCO SA/NV (CB)</b>	<b>Main Market</b>
ALPHA FINANCE INVESTMENT SERVICES SINGLE MEMBER SA	11/03/2008
EUROBANK EQUITIES INVESTMENT FIRM SINGLE MEMBER SA	04/03/2014
MERIT SECURITIES S.A	17/03/2014



Underlying Asset				Derivatives Market													
Price max	Price min	Closing price	change	Delivery Month	Open price	Price max	Price min	Last price	Closing price	Last Bid	Last Ask	Fixing price*	Life high	Life low	Trades	Volume	Open Interest
FTSE/Athex Large Cap																	(Trade Unit: 1 Index Point x 2€, Cash Settlement)
3,072.05	3,031.81	3,034.91	-0.34%	December 2023	3,042.00	3,062.00	3,020.50	3,025.00	3,025.00	---	---		3,088.00	---	65	150	3,353
				January 2024	3,047.00	3,047.00	3,035.75	3,035.75	3,035.75	---	---		3,060.00	---	3	3	103
				February 2024	---	---	---	---	3,060.25	---	---		---	---	---	---	---
				March 2024	---	---	---	---	3,065.00	---	---		---	---	---	---	---
				June 2024	---	---	---	---	3,081.50	---	---		---	---	---	---	---
				September 2024	---	---	---	---	3,097.00	---	---		---	---	---	---	---
FTSE/Athex Banks																	(Trade Unit: 1 Index Point x 15€, Cash Settlement)
1,060.62	1,039.39	1,050.39	-0.50%	December 2023	1,052.75	1,052.75	1,044.75	1,046.00	1,046.00	---	---		1,075.00	---	7	16	1,864
				March 2024	---	---	---	---	1,062.50	---	---		---	---	---	---	---
				June 2024	---	---	---	---	1,068.25	---	---		---	---	---	---	---
				September 2024	---	---	---	---	1,073.50	---	---		---	---	---	---	---
MSCI GREECE REBASED																	(Trade Unit: 1 Index Point x 2€, Cash Settlement)
4,932.68	4,855.08	4,873.30	-0.50%	December 2023	---	---	---	---	5,075.00	---	---		5,019.75	---	---	---	103
				January 2024	---	---	---	---	4,867.25	---	---		4,683.25	---	---	---	---
				February 2024	---	---	---	---	4,921.50	---	---		---	---	---	---	---
				March 2024	---	---	---	---	4,929.25	---	---		---	---	---	---	---
				April 2024	---	---	---	---	4,938.75	---	---		---	---	---	---	---
				May 2024	---	---	---	---	4,946.25	---	---		---	---	---	---	---
				June 2024	---	---	---	---	4,955.75	---	---		---	---	---	---	---
				September 2024	---	---	---	---	4,980.50	---	---		---	---	---	---	---

Underlying Asset				Derivatives Market													
Price max	Price min	Closing price	change	Delivery Month	Open price	Price max	Price min	Last price	Closing price	Last Bid	Last Ask	Fixing price*	Life high	Life low	Trades	Volume	Open Interest
ADMIE (IPTO) HOLDING S.A. (CR)				(Contract Size: 100 Securities, Physical Delivery)													
2.14	2.04	2.04	-2.86%	December 2023	2.15	2.15	2.06	2.06	2.06	---	---	---	2.42	---	45	518	24,785
				March 2024	---	---	---	---	2.11	---	---	---	---	---	---	---	---
				June 2024	---	---	---	---	2.12	---	---	---	---	---	---	---	---
				September 2024	---	---	---	---	2.14	---	---	---	---	---	---	---	---
AEGEAN AIRLINES (CR)				(Contract Size: 100 Securities, Physical Delivery)													
11.88	11.42	11.44	-2.89%	December 2023	11.93	11.93	11.54	11.65	11.65	---	---	---	13.64	---	57	194	5,288
				March 2024	---	---	---	---	11.97	---	---	---	12.14	---	---	---	293
				June 2024	---	---	---	---	11.92	---	---	---	---	---	---	---	---
				September 2024	---	---	---	---	11.98	---	---	---	---	---	---	---	---
ALPHA SERVICES HOLD (CR)				(Contract Size: 100 Securities, Physical Delivery)													
1.5165	1.482	1.4995	-0.96%	December 2023	1.50	1.52	1.48	1.50	1.50	---	---	---	1.65	---	188	7,565	194,543
				March 2024	---	---	---	---	1.52	---	---	---	1.52	---	---	---	46
				June 2024	---	---	---	---	1.48	---	---	---	1.47	---	---	---	---
				September 2024	---	---	---	---	1.54	---	---	---	---	---	---	---	---
AUTOHELLAS SA (CR)				(Contract Size: 100 Securities, Physical Delivery)													
12.84	12.4	12.4	-3.43%	December 2023	12.62	12.62	12.57	12.57	12.57	---	---	---	14.22	---	2	6	202
				March 2024	---	---	---	---	12.92	---	---	---	---	---	---	---	---
				June 2024	---	---	---	---	12.99	---	---	---	---	---	---	---	---
				September 2024	---	---	---	---	13.06	---	---	---	---	---	---	---	---
AVAX S.A. (CR)				(Contract Size: 100 Securities, Physical Delivery)													
1.392	1.366	1.376	-0.29%	December 2023	---	---	---	---	1.36	---	---	---	1.49	---	---	---	1,285
				March 2024	---	---	---	---	1.39	---	---	---	---	---	---	---	---
				June 2024	---	---	---	---	1.40	---	---	---	---	---	---	---	---
				September 2024	---	---	---	---	1.40	---	---	---	---	---	---	---	---
CC HBC AG (CR)				(Contract Size: 100 Securities, Physical Delivery)													
25.17	24.46	24.91	3.71%	December 2023	24.64	25.15	24.58	25.00	25.00	---	---	---	27.19	---	38	72	561
				March 2024	---	---	---	---	24.17	---	---	---	---	---	---	---	---
				June 2024	---	---	---	---	24.31	---	---	---	---	---	---	---	---
				September 2024	---	---	---	---	24.43	---	---	---	---	---	---	---	---
CENERGY HOLDINGS (CB)				(Contract Size: 100 Securities, Physical Delivery)													
6.93	6.72	6.79	-1.02%	December 2023	6.86	6.86	6.78	6.78	6.78	---	---	---	7.22	---	15	47	4,634
				March 2024	---	---	---	---	6.90	---	---	---	---	---	---	---	---
				June 2024	---	---	---	---	6.94	---	---	---	---	---	---	---	---
				September 2024	---	---	---	---	6.98	---	---	---	---	---	---	---	---

Derivatives notes

Fixing prices and final open positions can be retrieved from the following path <http://www.helex.gr/el/web/guest/statistics-end-of-day-derivatives>

Underlying Asset				Derivatives Market													
Price max	Price min	Closing price	change	Delivery Month	Open price	Price max	Price min	Last price	Closing price	Last Bid	Last Ask	Fixing price*	Life high	Life low	Trades	Volume	Open Interest
ELLAKTOR (CR)				(Contract Size: 100 Securities, Physical Delivery)													
2.265	2.175	2.19	-0.46%	December 2023	2.22	2.26	2.21	2.22	2.22	---	---	---	2.31	---	19	95	829
				March 2024	---	---	---	---	2.21	---	---	---	---	---	---	---	---
				June 2024	---	---	---	---	2.23	---	---	---	---	---	---	---	---
				September 2024	---	---	---	---	2.24	---	---	---	---	---	---	---	---
ELVALHALCOR (CR)				(Contract Size: 100 Securities, Physical Delivery)													
1.85	1.78	1.78	-2.63%	December 2023	1.84	1.84	1.79	1.79	1.79	---	---	---	2.09	---	6	22	1,299
				March 2024	---	---	---	---	1.84	---	---	---	---	---	---	---	---
				June 2024	---	---	---	---	1.85	---	---	---	---	---	---	---	---
				September 2024	---	---	---	---	1.86	---	---	---	---	---	---	---	---
EUROBANK HOLDINGS (CR)				(Contract Size: 100 Securities, Physical Delivery)													
1.65	1.611	1.63	-1.21%	December 2023	1.65	1.65	1.61	1.63	1.63	---	---	---	1.69	---	72	1,950	31,129
				March 2024	---	---	---	---	1.65	---	---	---	1.69	---	---	---	17
				June 2024	---	---	---	---	1.67	---	---	---	---	---	---	---	---
				September 2024	---	---	---	---	1.68	---	---	---	---	---	---	---	---
EYDAP S.A. (CR)				(Contract Size: 100 Securities, Physical Delivery)													
6.02	5.71	5.71	-3.22%	December 2023	5.93	5.93	5.87	5.87	5.87	---	---	---	6.52	---	3	15	2,421
				March 2024	---	---	---	---	5.94	---	---	---	---	---	---	---	---
				June 2024	---	---	---	---	5.97	---	---	---	---	---	---	---	---
				September 2024	---	---	---	---	6.00	---	---	---	---	---	---	---	---
FOURLIS (CR)				(Contract Size: 100 Securities, Physical Delivery)													
4.26	4.165	4.2	0.24%	December 2023	4.20	4.27	4.19	4.27	4.27	---	---	---	4.65	---	11	34	967
				March 2024	---	---	---	---	4.22	---	---	---	---	---	---	---	---
				June 2024	---	---	---	---	4.24	---	---	---	---	---	---	---	---
				September 2024	---	---	---	---	4.26	---	---	---	---	---	---	---	---
GEK TERNA (CR)				(Contract Size: 100 Securities, Physical Delivery)													
13.56	13.18	13.2	-1.49%	December 2023	13.56	13.56	13.24	13.24	13.24	---	---	---	13.79	---	5	23	6,251
				March 2024	---	---	---	---	13.49	---	---	---	---	---	---	---	---
				June 2024	---	---	---	---	13.56	---	---	---	---	---	---	---	---
				September 2024	---	---	---	---	13.63	---	---	---	---	---	---	---	---
HELLENIC EXCHANGES-A.S.E. (CR)				(Contract Size: 100 Securities, Physical Delivery)													
5.34	5.13	5.24	-0.19%	December 2023	5.27	5.29	5.14	5.14	5.14	---	---	---	5.33	---	34	154	9,100
				March 2024	5.15	5.15	5.15	5.15	5.15	---	---	---	5.30	---	1	4	4
				June 2024	---	---	---	---	5.31	---	---	---	---	---	---	---	---
				September 2024	---	---	---	---	5.34	---	---	---	---	---	---	---	---

Derivatives notes

Fixing prices and final open positions can be retrieved from the following path <http://www.helex.gr/el/web/guest/statistics-end-of-day-derivatives>

Underlying Asset				Derivatives Market													
Price max	Price min	Closing price	change	Delivery Month	Open price	Price max	Price min	Last price	Closing price	Last Bid	Last Ask	Fixing price*	Life high	Life low	Trades	Volume	Open Interest
HELLENiQ ENERGY (CR)				(Contract Size: 100 Securities, Physical Delivery)													
7.85	7.68	7.68	-0.52%	December 2023	7.76	7.81	7.68	7.68	7.68	---	---	---	8.01	---	34	182	1,311
---	---	---	---	March 2024	---	---	---	---	7.77	---	---	---	---	---	---	---	---
---	---	---	---	June 2024	---	---	---	---	7.81	---	---	---	---	---	---	---	---
---	---	---	---	September 2024	---	---	---	---	7.85	---	---	---	---	---	---	---	---
INTRACOM HOLDINGS (CR)				(Contract Size: 100 Securities, Physical Delivery)													
2.475	2.38	2.41	0.42%	December 2023	2.41	2.47	2.40	2.40	2.40	---	---	---	2.59	---	41	253	7,279
---	---	---	---	March 2024	2.49	2.49	2.49	2.49	2.49	---	---	---	2.49	---	4	10	---
---	---	---	---	June 2024	---	---	---	---	2.43	---	---	---	---	---	---	---	---
---	---	---	---	September 2024	---	---	---	---	2.44	---	---	---	---	---	---	---	---
INTRAKAT (CR)				(Contract Size: 100 Securities, Physical Delivery)													
3.48	3.41	3.45	-0.86%	December 2023	3.46	3.46	3.44	3.44	3.44	---	---	---	3.52	---	4	12	6,924
---	---	---	---	March 2024	3.50	3.50	3.49	3.49	3.49	---	---	---	3.58	---	7	529	1,554
---	---	---	---	June 2024	---	---	---	---	3.52	---	---	---	---	---	---	---	---
---	---	---	---	September 2024	---	---	---	---	3.54	---	---	---	---	---	---	---	---
JUMBO SA (CR)				(Contract Size: 100 Securities, Physical Delivery)													
26.88	25.72	25.8	-2.35%	December 2023	25.02	25.02	24.50	24.50	24.50	---	---	---	28.13	---	11	46	875
---	---	---	---	March 2024	---	---	---	---	26.59	---	---	---	---	---	---	---	---
---	---	---	---	June 2024	---	---	---	---	26.73	---	---	---	---	---	---	---	---
---	---	---	---	September 2024	---	---	---	---	26.87	---	---	---	---	---	---	---	---
LAMDA DEVELOPMENT SA (CR)				(Contract Size: 100 Securities, Physical Delivery)													
6.62	6.445	6.445	-1.90%	December 2023	6.63	6.63	6.50	6.50	6.50	---	---	---	6.84	---	31	131	5,809
---	---	---	---	March 2024	---	---	---	---	6.61	---	---	---	---	---	---	---	---
---	---	---	---	June 2024	---	---	---	---	6.65	---	---	---	---	---	---	---	---
---	---	---	---	September 2024	---	---	---	---	6.68	---	---	---	---	---	---	---	---
MIG (CR)				(Contract Size: 100 Securities, Physical Delivery)													
5.29	4.715	4.95	2.06%	December 2023	5.03	5.20	4.71	4.90	4.90	---	---	---	5.20	---	52	147	71
---	---	---	---	March 2024	---	---	---	---	4.88	---	---	---	---	---	---	---	---
---	---	---	---	June 2024	---	---	---	---	4.91	---	---	---	---	---	---	---	---
---	---	---	---	September 2024	---	---	---	---	4.93	---	---	---	---	---	---	---	---
MOTOR OIL (CR)				(Contract Size: 100 Securities, Physical Delivery)													
22.72	22.32	22.4	-0.18%	December 2023	22.75	22.75	22.50	22.50	22.50	---	---	---	24.10	---	8	17	1,153
---	---	---	---	March 2024	---	---	---	---	22.58	---	---	---	---	---	---	---	---
---	---	---	---	June 2024	---	---	---	---	22.71	---	---	---	---	---	---	---	---
---	---	---	---	September 2024	---	---	---	---	22.82	---	---	---	---	---	---	---	---

Derivatives notes

Fixing prices and final open positions can be retrieved from the following path <http://www.helex.gr/el/web/guest/statistics-end-of-day-derivatives>

Underlying Asset				Derivatives Market													
Price max	Price min	Closing price	change	Delivery Month	Open price	Price max	Price min	Last price	Closing price	Last Bid	Last Ask	Fixing price*	Life high	Life low	Trades	Volume	Open Interest
MYTILINEOS (CR)				(Contract Size: 100 Securities, Physical Delivery)													
35.4	34.98	35.26	0.51%	December 2023	35.26	35.50	35.26	35.31	35.31	---	---	---	38.12	---	52	80	3,825
				March 2024	---	---	---	---	35.31	---	---	---	---	---	---	---	---
				June 2024	---	---	---	---	35.50	---	---	---	---	---	---	---	---
				September 2024	---	---	---	---	35.67	---	---	---	---	---	---	---	---
NATIONAL BANK (CR)				(Contract Size: 100 Securities, Physical Delivery)													
6.302	6.182	6.29	0.80%	December 2023	6.10	6.18	6.08	6.17	6.17	---	---	---	6.43	---	571	8,195	37,121
				March 2024	---	---	---	---	6.10	---	---	---	6.14	---	---	---	604
				June 2024	---	---	---	---	6.31	---	---	---	---	---	---	---	---
				September 2024	---	---	---	---	6.35	---	---	---	---	---	---	---	---
OPAP (CR)				(Contract Size: 100 Securities, Physical Delivery)													
14.9	14.51	14.51	-0.75%	December 2023	14.95	14.95	14.60	14.69	14.69	---	---	---	16.20	---	22	82	2,122
				March 2024	14.00	14.00	14.00	14.00	14.00	---	---	---	14.00	---	1	1	---
				June 2024	---	---	---	---	14.79	---	---	---	---	---	---	---	---
				September 2024	---	---	---	---	14.87	---	---	---	---	---	---	---	---
OPTIMA BANK (CR)				(Contract Size: 100 Securities, Physical Delivery)													
7.17	7.15	7.16	0.00%	December 2023	7.13	7.13	7.13	7.13	7.13	---	---	---	7.13	---	1	2	47
				March 2024	---	---	---	---	7.21	---	---	---	---	---	---	---	---
				June 2024	---	---	---	---	7.25	---	---	---	---	---	---	---	---
				September 2024	---	---	---	---	7.28	---	---	---	---	---	---	---	---
OTE (CR)				(Contract Size: 100 Securities, Physical Delivery)													
13.27	12.8	12.95	0.78%	December 2023	13.04	13.28	12.95	12.95	12.95	---	---	---	14.17	---	151	799	8,293
				March 2024	13.38	13.38	13.38	13.38	13.38	---	---	---	13.38	---	1	1	14
				June 2024	---	---	---	---	13.00	---	---	---	---	---	---	---	---
				September 2024	---	---	---	---	13.07	---	---	---	---	---	---	---	---
P.P.A. S.A. (CR)				(Contract Size: 100 Securities, Physical Delivery)													
22.2	21.9	22	-1.12%	December 2023	---	---	---	---	22.52	---	---	---	22.35	---	---	---	203
				March 2024	---	---	---	---	22.39	---	---	---	---	---	---	---	---
				June 2024	---	---	---	---	22.51	---	---	---	---	---	---	---	---
				September 2024	---	---	---	---	22.63	---	---	---	---	---	---	---	---
PIRAEUS FINANCIAL HOLD (CR)				(Contract Size: 100 Securities, Physical Delivery)													
3.108	3	3.03	-0.52%	December 2023	3.06	3.11	3.01	3.08	3.08	---	---	---	3.36	---	212	4,587	70,570
				March 2024	---	---	---	---	3.09	---	---	---	3.09	---	---	---	100
				June 2024	---	---	---	---	3.08	---	---	---	---	---	---	---	---
				September 2024	---	---	---	---	3.10	---	---	---	---	---	---	---	---

Derivatives notes

Fixing prices and final open positions can be retrieved from the following path <http://www.helex.gr/el/web/guest/statistics-end-of-day-derivatives>

Underlying Asset				Derivatives Market													
Price max	Price min	Closing price	change	Delivery Month	Open price	Price max	Price min	Last price	Closing price	Last Bid	Last Ask	Fixing price*	Life high	Life low	Trades	Volume	Open Interest
PPC (CR)				(Contract Size: 100 Securities, Physical Delivery)													
10.35	10.08	10.11	-0.88%	December 2023	10.24	10.40	10.15	10.18	10.18	---	---		10.69	---	143	750	25,108
				March 2024	10.41	10.41	10.25	10.25	10.25	---	---		10.60	---	7	172	856
				June 2024	---	---	---	---	10.32	---	---		---	---	---	---	---
				September 2024	---	---	---	---	10.37	---	---		---	---	---	---	---
QUEST HOLDINGS (CR)				(Contract Size: 100 Securities, Physical Delivery)													
5.83	5.74	5.8	-1.19%	December 2023	---	---	---	---	5.72	---	---		6.25	---	---	---	104
				March 2024	---	---	---	---	5.91	---	---		---	---	---	---	---
				June 2024	---	---	---	---	5.94	---	---		---	---	---	---	---
				September 2024	---	---	---	---	5.97	---	---		---	---	---	---	---
TERNA ENERGY (CR)				(Contract Size: 100 Securities, Physical Delivery)													
15.5	14.99	14.99	-2.85%	December 2023	15.33	15.34	15.10	15.10	15.10	---	---		17.23	---	19	57	15,298
				March 2024	---	---	---	---	15.53	---	---		---	---	---	---	---
				June 2024	---	---	---	---	15.61	---	---		---	---	---	---	---
				September 2024	---	---	---	---	15.69	---	---		---	---	---	---	---
TITAN CEMENT (CB)				(Contract Size: 100 Securities, Physical Delivery)													
19.18	18.6	18.86	-1.15%	December 2023	19.14	19.14	18.64	18.95	18.95	---	---		19.40	---	33	168	821
				March 2024	---	---	---	---	19.20	---	---		---	---	---	---	---
				June 2024	---	---	---	---	19.31	---	---		---	---	---	---	---
				September 2024	---	---	---	---	19.40	---	---		---	---	---	---	---
VIOHALCO SA/NV (CB)				(Contract Size: 100 Securities, Physical Delivery)													
5.74	5.49	5.49	-2.66%	December 2023	5.63	5.70	5.47	5.50	5.50	---	---		6.66	---	113	833	5,360
				March 2024	---	---	---	---	5.68	---	---		---	---	---	---	---
				June 2024	---	---	---	---	5.71	---	---		---	---	---	---	---
				September 2024	---	---	---	---	5.74	---	---		---	---	---	---	---

Derivatives notes

Fixing prices and final open positions can be retrieved from the following path <http://www.helex.gr/el/web/guest/statistics-end-of-day-derivatives>

FTSE/Athex Large Cap

(Trade Unit: 1 Index Point x 2€ - Exercise Style: European, Cash Settlement)

Call Options																Put Options																			
December 2023								January 2024								December 2023								January 2024											
Exercise Price	Open price	Price max	Price min	Last price	Closing price	Volume	Open Interest	Open price	Price max	Price min	Last price	Closing price	Volume	Open Interest	Volume	Open Interest	Open price	Price max	Price min	Last price	Closing price	Volume	Open Interest	Open price	Price max	Price min	Last price	Closing price	Volume	Open Interest	Volume	Open Interest	Exercise Price		
1,975	0.00	0.00	0.00	-	1,060.00	-	-	-	-	-	-	-	-	-	-	-	0.00	0.00	0.00	-	0.01	-	-	-	-	-	-	-	-	-	-	1,975			
2,000	0.00	0.00	0.00	-	1,035.00	-	-	-	-	-	-	-	-	-	-	-	0.00	0.00	0.00	-	0.01	-	-	-	-	-	-	-	-	-	-	2,000			
2,050	0.00	0.00	0.00	-	985.00	-	-	-	-	-	-	-	-	-	-	-	0.00	0.00	0.00	-	0.01	-	-	-	-	-	-	-	-	-	-	2,050			
2,100	0.00	0.00	0.00	-	935.00	-	-	-	-	-	-	-	-	-	-	-	0.00	0.00	0.00	-	0.01	-	-	-	-	-	-	-	-	-	-	2,100			
2,150	0.00	0.00	0.00	-	885.00	-	-	-	-	-	-	-	-	-	-	-	0.00	0.00	0.00	-	0.01	-	-	-	-	-	-	-	-	-	-	2,150			
2,200	0.00	0.00	0.00	-	835.00	-	-	-	-	-	-	-	-	-	-	-	0.00	0.00	0.00	-	0.01	-	-	-	-	-	-	-	-	-	-	2,200			
2,250	0.00	0.00	0.00	-	785.00	-	-	-	-	-	-	-	-	-	-	-	0.00	0.00	0.00	-	0.02	-	-	-	-	-	-	-	-	-	-	2,250			
2,300	0.00	0.00	0.00	-	735.00	-	-	-	-	-	-	-	-	-	-	-	0.00	0.00	0.00	-	0.01	-	-	-	-	-	-	-	-	-	-	2,300			
2,350	0.00	0.00	0.00	-	686.00	-	-	-	-	-	-	-	-	-	-	-	0.00	0.00	0.00	-	0.01	-	-	-	-	-	-	-	-	-	-	2,350			
2,400	0.00	0.00	0.00	-	636.00	-	-	-	-	-	-	-	-	-	-	-	0.00	0.00	0.00	-	0.02	-	-	-	-	-	-	-	-	-	-	2,400			
2,450	0.00	0.00	0.00	-	586.00	-	-	-	-	-	-	-	-	-	-	-	0.00	0.00	0.00	-	0.01	-	-	-	-	-	-	-	-	-	-	2,450			
2,500	0.00	0.00	0.00	-	536.00	-	-	-	-	-	-	-	-	-	-	-	0.00	0.00	0.00	-	0.02	-	-	-	-	-	-	-	-	-	-	2,500			
2,550	0.00	0.00	0.00	-	486.00	-	-	-	-	-	-	-	-	-	-	-	0.00	0.00	0.00	-	0.05	-	-	-	-	-	-	-	-	-	-	2,550			
2,600	0.00	0.00	0.00	-	436.00	-	-	-	-	-	-	-	-	-	-	-	0.00	0.00	0.00	-	0.17	-	-	-	-	-	-	-	-	-	-	2,600			
2,650	0.00	0.00	0.00	-	386.00	-	-	0.00	0.00	0.00	-	392.00	-	-	-	-	0.00	0.00	0.00	-	0.50	-	-	0.00	0.00	0.00	-	7.10	-	-	-	2,650			
2,700	0.00	0.00	0.00	-	337.00	-	-	0.00	0.00	0.00	-	346.00	-	-	-	-	0.00	0.00	0.00	-	1.30	-	-	0.00	0.00	0.00	-	11.50	-	-	-	2,700			
2,750	0.00	0.00	0.00	-	289.00	-	-	0.00	0.00	0.00	-	303.00	-	-	-	-	0.00	0.00	0.00	-	2.90	-	-	0.00	0.00	0.00	-	17.50	-	-	-	2,750			
2,800	0.00	0.00	0.00	-	242.00	-	20	0.00	0.00	0.00	-	261.00	-	-	-	-	0.00	0.00	0.00	-	6.00	-	-	0.00	0.00	0.00	-	26.00	-	-	-	2,800			
2,850	0.00	0.00	0.00	-	198.00	-	80	0.00	0.00	0.00	-	223.00	-	-	-	-	0.00	0.00	0.00	-	11.50	-	100	0.00	0.00	0.00	-	37.25	-	-	-	2,850			
2,900	0.00	0.00	0.00	-	157.00	-	40	0.00	0.00	0.00	-	187.00	-	-	-	-	0.00	0.00	0.00	-	20.50	-	40	0.00	0.00	0.00	-	51.50	-	-	-	2,900			
2,950	0.00	0.00	0.00	-	120.00	-	82	0.00	0.00	0.00	-	155.00	-	-	-	-	33.00	0.00	33.00	33.00	33.00	2	115	0.00	0.00	0.00	-	69.00	-	-	-	2,950			
3,000	0.00	0.00	0.00	-	89.00	-	298	0.00	0.00	0.00	-	126.00	-	20	-	-	50.00	0.00	50.00	50.00	50.00	1	104	0.00	0.00	0.00	-	90.50	-	-	-	3,000			
3,050	0.00	0.00	0.00	-	63.50	-	502	0.00	0.00	0.00	-	102.00	-	20	-	-	77.00	0.00	77.00	77.00	77.00	1	501	0.00	0.00	0.00	-	116.00	-	-	-	3,050			
3,100	0.00	0.00	0.00	-	43.25	-	84	0.00	0.00	0.00	-	80.50	-	40	-	-	0.00	0.00	0.00	-	107.00	-	40	0.00	0.00	0.00	-	144.00	-	-	-	3,100			
3,150	0.00	0.00	0.00	-	28.25	-	70	0.00	0.00	0.00	-	62.50	-	-	-	-	0.00	0.00	0.00	-	142.00	-	-	0.00	0.00	0.00	-	176.00	-	-	-	3,150			
3,200	0.00	0.00	0.00	-	17.75	-	-	0.00	0.00	0.00	-	48.00	-	-	-	-	0.00	0.00	0.00	-	181.00	-	-	0.00	0.00	0.00	-	211.00	-	-	-	3,200			
3,250	0.00	0.00	0.00	-	10.50	-	50	0.00	0.00	0.00	-	36.25	-	-	-	-	0.00	0.00	0.00	-	224.00	-	-	0.00	0.00	0.00	-	249.00	-	-	-	3,250			
3,300	0.00	0.00	0.00	-	6.00	-	-	0.00	0.00	0.00	-	26.75	-	-	-	-	0.00	0.00	0.00	-	269.00	-	-	0.00	0.00	0.00	-	290.00	-	-	-	3,300			
3,350	0.00	0.00	0.00	-	3.30	-	-	-	-	-	-	-	-	-	-	-	0.00	0.00	0.00	-	316.00	-	-	-	-	-	-	-	-	-	-	3,350			
3,400	0.00	0.00	0.00	-	1.70	-	-	-	-	-	-	-	-	-	-	-	0.00	0.00	0.00	-	365.00	-	-	-	-	-	-	-	-	-	-	3,400			
3,450	0.00	0.00	0.00	-	0.87	-	-	-	-	-	-	-	-	-	-	-	0.00	0.00	0.00	-	414.00	-	-	-	-	-	-	-	-	-	-	3,450			
3,500	0.00	0.00	0.00	-	0.42	-	-	-	-	-	-	-	-	-	-	-	0.00	0.00	0.00	-	463.00	-	-	-	-	-	-	-	-	-	-	3,500			
Totals:						0	1,226							0	80	0	0							4	900							0	0	0	0
Number of Trades:						0								0		0								3								0		0	

ALPHA SERVICES HOLD (CR)

(Contract Size: 100 Securities, Exercise Style: American, Physical Delivery)

Call Options															Put Options																					
December 2023								January 2024								Other Months		December 2023								January 2024								Other Months		
Exerise Price	Open price	Price max	Price min	Last price	Closing price	Volume	Open Interest	Open price	Price max	Price min	Last price	Closing price	Volume	Open Interest	Volume	Open Interest	Open price	Price max	Price min	Last price	Closing price	Volume	Open Interest	Open price	Price max	Price min	Last price	Closing price	Volume	Open Interest	Volume	Open Interest	Exerise Price			
0.750	0.000	0.000	0.000		0.761	-	-							-	-		0.000	0.000	0.000		0.002	-	-					-	-			0.008				
0.800	0.000	0.000	0.000		0.711	-	-							-	-		0.000	0.000	0.000		0.001	-	-					-	-			0.008				
0.850	0.000	0.000	0.000		0.661	-	-							-	-		0.000	0.000	0.000		0.001	-	-					-	-			0.009				
0.900	0.000	0.000	0.000		0.611	-	-	0.000	0.000	0.000		0.613	-	-			0.000	0.000	0.000		0.001	-	-	0.000	0.000	0.000		0.001	-	-			0.009			
0.950	0.000	0.000	0.000		0.561	-	-	0.000	0.000	0.000		0.563	-	-			0.000	0.000	0.000		0.001	-	-	0.000	0.000	0.000		0.001	-	-			0.010			
1.000	0.000	0.000	0.000		0.511	-	-	0.000	0.000	0.000		0.513	-	-			0.000	0.000	0.000		0.001	-	-	0.000	0.000	0.000		0.001	-	-			0.010			
1.100	0.000	0.000	0.000		0.412	-	-	0.000	0.000	0.000		0.414	-	-			0.000	0.000	0.000		0.001	-	-	0.000	0.000	0.000		0.001	-	-			0.011			
1.200	0.000	0.000	0.000		0.312	-	-	0.000	0.000	0.000		0.317	-	-			0.000	0.000	0.000		0.001	-	-	0.000	0.000	0.000		0.003	-	-			0.012			
1.300	0.000	0.000	0.000		0.217	-	-	0.000	0.000	0.000		0.226	-	-			0.000	0.000	0.000		0.005	-	-	0.000	0.000	0.000		0.011	-	-			0.013			
1.400	0.000	0.000	0.000		0.133	-	-	0.000	0.000	0.000		0.147	-	-			0.000	0.000	0.000		0.021	-	-	0.000	0.000	0.000		0.033	-	-			0.014			
1.500	0.000	0.000	0.000		0.070	-	-	0.000	0.000	0.000		0.088	-	-			0.000	0.000	0.000		0.058	-	-	0.000	0.000	0.000		0.073	-	-			0.015			
1.600	0.000	0.000	0.000		0.031	-	-	0.000	0.000	0.000		0.047	-	-			0.000	0.000	0.000		0.119	-	-	0.000	0.000	0.000		0.133	-	-			0.016			
1.700	0.000	0.000	0.000		0.011	-	-	0.000	0.000	0.000		0.023	-	-			0.000	0.000	0.000		0.200	-	-	0.000	0.000	0.000		0.208	-	-			0.017			
1.800	0.000	0.000	0.000		0.004	-	-	0.000	0.000	0.000		0.010	-	-			0.000	0.000	0.000		0.292	-	-	0.000	0.000	0.000		0.296	-	-			0.018			
1.900	0.000	0.000	0.000		0.001	-	-	0.000	0.000	0.000		0.004	-	-			0.000	0.000	0.000		0.390	-	-	0.000	0.000	0.000		0.391	-	-			0.019			
2.000	0.000	0.000	0.000		0.001	-	-	0.000	0.000	0.000		0.002	-	-			0.000	0.000	0.000		0.490	-	-	0.000	0.000	0.000		0.490	-	-			0.020			
2.200	0.000	0.000	0.000		0.001	-	-						-	-			0.000	0.000	0.000		0.690	-	-					-	-			0.022				
2.400	0.000	0.000	0.000		0.001	-	-						-	-			0.000	0.000	0.000		0.890	-	-					-	-			0.024				
Totals:						0	0						0	0	0	0						0	0					0	0	0	0					
Number of Trades:						0							0		0							0.00						0		0						



NATIONAL BANK (CR)

(Contract Size: 100 Securities, Exercise Style: American, Physical Delivery)

Call Options															Put Options																				
December 2023							January 2024							Other Months		December 2023							January 2024							Other Months					
Exerise Price	Open price	Price max	Price min	Last price	Closing price	Volume	Open Interest	Open price	Price max	Price min	Last price	Closing price	Volume	Open Interest	Volume	Open Interest	Open price	Price max	Price min	Last price	Closing price	Volume	Open Interest	Open price	Price max	Price min	Last price	Closing price	Volume	Open Interest	Volume	Open Interest	Exerise Price		
2.600	0.000	0.000	0.000		3.64	-	-						-	-			0.000	0.000	0.000		0.001	-	-					-	-			0.026			
2.800	0.000	0.000	0.000		3.44	-	-						-	-			0.000	0.000	0.000		0.001	-	-					-	-			0.028			
3.000	0.000	0.000	0.000		3.24	-	-						-	-			0.000	0.000	0.000		0.001	-	-					-	-			0.030			
3.200	0.000	0.000	0.000		3.04	-	-						-	-			0.000	0.000	0.000		0.001	-	-					-	-			0.032			
3.400	0.000	0.000	0.000		2.84	-	-						-	-			0.000	0.000	0.000		0.001	-	-					-	-			0.034			
3.600	0.000	0.000	0.000		2.64	-	-	0.000	0.000	0.000		2.65	-	-			0.000	0.000	0.000		0.001	-	-	0.000	0.000	0.000		0.001	-	-			0.036		
3.800	0.000	0.000	0.000		2.45	-	-	0.000	0.000	0.000		2.45	-	-			0.000	0.000	0.000		0.001	-	-	0.000	0.000	0.000		0.001	-	-			0.038		
4.000	0.000	0.000	0.000		2.25	-	-	0.000	0.000	0.000		2.25	-	-			0.000	0.000	0.000		0.001	-	-	0.000	0.000	0.000		0.001	-	-			0.040		
4.400	0.000	0.000	0.000		1.85	-	-	0.000	0.000	0.000		1.86	-	-			0.000	0.000	0.000		0.002	-	-	0.000	0.000	0.000		0.004	-	-			0.044		
4.800	0.000	0.000	0.000		1.45	-	-	0.000	0.000	0.000		1.47	-	-			0.000	0.000	0.000		0.001	-	-	0.000	0.000	0.000		0.018	-	-			0.048		
5.200	0.000	0.000	0.000		1.05	-	-	0.000	0.000	0.000		1.11	-	-			0.000	0.000	0.000		0.007	-	820	0.000	0.000	0.000		0.054	-	-			0.052		
5.600	0.000	0.000	0.000		0.687	-	55	0.000	0.000	0.000		0.795	-	-			0.000	0.000	0.000		0.040	-	72	0.000	0.000	0.000		0.137	-	-			0.056		
6.000	0.000	0.000	0.000		0.387	-	11	0.000	0.000	0.000		0.534	-	-			0.000	0.000	0.000		0.139	-	565	0.000	0.000	0.000		0.275	-	-			0.060		
6.400	0.159	0.159	0.157	0.157	0.157	33	-	0.300	0.300	0.298	0.298	0.298	22	-			0.355	0.355	0.355	0.355	0.355	2	-	0.000	0.000	0.000		0.480	-	-			0.064		
6.800	0.000	0.000	0.000		0.070	-	-	0.160	0.160	0.160	0.160	0.160	11	-			0.000	0.000	0.000		0.623	-	-	0.000	0.000	0.000		0.741	-	-			0.068		
7.200	0.000	0.000	0.000		0.022	-	-	0.000	0.000	0.000		0.113	-	-			0.000	0.000	0.000		0.976	-	-	0.000	0.000	0.000		1.05	-	-			0.072		
7.600	0.000	0.000	0.000		0.006	-	-	0.000	0.000	0.000		0.061	-	-			0.000	0.000	0.000		1.36	-	-	0.000	0.000	0.000		1.40	-	-			0.076		
8.000	0.000	0.000	0.000		0.001	-	-	0.000	0.000	0.000		0.031	-	-			0.000	0.000	0.000		1.76	-	-	0.000	0.000	0.000		1.78	-	-			0.080		
8.400	0.000	0.000	0.000		0.001	-	-	0.000	0.000	0.000		0.015	-	-			0.000	0.000	0.000		2.16	-	-	0.000	0.000	0.000		2.16	-	-			0.084		
Totals:						33	66							33	0	0	0							33	1,457							0	3	0	0
Number of Trades:						3								3	0								1.00							0	0				

OPAP (CR)

(Contract Size: 100 Securities, Exercise Style: American, Physical Delivery)

Call Options															Put Options																				
December 2023								January 2024								Other Months		December 2023								January 2024								Other Months	
Exercise Price	Open price	Price max	Price min	Last price	Closing price	Volume	Open Interest	Open price	Price max	Price min	Last price	Closing price	Volume	Open Interest	Volume	Open Interest	Open price	Price max	Price min	Last price	Closing price	Volume	Open Interest	Open price	Price max	Price min	Last price	Closing price	Volume	Open Interest	Volume	Open Interest	Exercise Price		
9.200	0.000	0.000	0.000		5.43	-	-						-	-			0.000	0.000	0.000		0.001	-	-					-	-			0.092			
9.600	0.000	0.000	0.000		5.03	-	-						-	-			0.000	0.000	0.000		0.001	-	-					-	-			0.096			
10.000	0.000	0.000	0.000		4.63	-	-	0.000	0.000	0.000		4.65	-	-			0.000	0.000	0.000		0.001	-	-	0.000	0.000	0.000		0.001	-	-			0.100		
11.000	0.000	0.000	0.000		3.64	-	-	0.000	0.000	0.000		3.66	-	-			0.000	0.000	0.000		0.001	-	-	0.000	0.000	0.000		0.001	-	-			0.110		
12.000	0.000	0.000	0.000		2.64	-	-	0.000	0.000	0.000		2.67	-	-			0.000	0.000	0.000		0.001	-	-	0.000	0.000	0.000		0.009	-	-			0.120		
13.000	0.000	0.000	0.000		1.65	-	-	0.000	0.000	0.000		1.73	-	-			0.000	0.000	0.000		0.012	-	-	0.000	0.000	0.000		0.068	-	-			0.130		
14.000	0.000	0.000	0.000		0.775	-	-	0.000	0.000	0.000		0.951	-	-			0.000	0.000	0.000		0.136	-	-	0.000	0.000	0.000		0.286	-	-			0.140		
15.000	0.000	0.000	0.000		0.232	-	-	0.000	0.000	0.000		0.420	-	-			0.000	0.000	0.000		0.593	-	-	0.000	0.000	0.000		0.756	-	-			0.150		
16.000	0.000	0.000	0.000		0.038	-	167	0.000	0.000	0.000		0.150	-	-			0.000	0.000	0.000		1.40	-	-	0.000	0.000	0.000		1.49	-	-			0.160		
17.000	0.000	0.000	0.000		0.003	-	-	0.000	0.000	0.000		0.043	-	-			0.000	0.000	0.000		2.38	-	-	0.000	0.000	0.000		2.39	-	-			0.170		
18.000	0.000	0.000	0.000		0.001	-	-	0.000	0.000	0.000		0.010	-	-			0.000	0.000	0.000		3.38	-	-	0.000	0.000	0.000		3.38	-	-			0.180		
19.000	0.000	0.000	0.000		0.001	-	-	0.000	0.000	0.000		0.002	-	-			0.000	0.000	0.000		4.38	-	-	0.000	0.000	0.000		4.38	-	-			0.190		
20.000	0.000	0.000	0.000		0.006	-	-	0.000	0.000	0.000		0.001	-	-			0.000	0.000	0.000		5.38	-	-	0.000	0.000	0.000		5.38	-	-			0.200		
22.000	0.000	0.000	0.000		0.001	-	-	0.000	0.000	0.000		0.001	-	-			0.000	0.000	0.000		7.38	-	-	0.000	0.000	0.000		7.38	-	-			0.220		
24.000	0.000	0.000	0.000		0.001	-	-						-	-			0.000	0.000	0.000		9.38	-	-					-	-			0.240			
Totals:						0	167						0	0	0	0						0	0						0	0	0	0			
Number of Trades:							0						0		0							0.00							0		0				

OTE (CR)

(Contract Size: 100 Securities, Exercise Style: American, Physical Delivery)

Call Options																Put Options																				
December 2023								January 2024								Other Months		December 2023								January 2024								Other Months		
Exerise Price	Open price	Price max	Price min	Last price	Closing price	Volume	Open Interest	Open price	Price max	Price min	Last price	Closing price	Volume	Open Interest	Volume	Open Interest	Open price	Price max	Price min	Last price	Closing price	Volume	Open Interest	Open price	Price max	Price min	Last price	Closing price	Volume	Open Interest	Volume	Open Interest	Exerise Price			
9.200	0.000	0.000	0.000		3.66	-	-	0.000	0.000	0.000		3.68	-	-			0.000	0.000	0.000		0.001	-	-	0.000	0.000	0.000		0.001	-	-			0.092			
9.600	0.000	0.000	0.000		3.26	-	-	0.000	0.000	0.000		3.28	-	-			0.000	0.000	0.000		0.001	-	-	0.000	0.000	0.000		0.001	-	-			0.096			
10.000	0.000	0.000	0.000		2.86	-	-	0.000	0.000	0.000		2.88	-	-			0.000	0.000	0.000		0.001	-	-	0.000	0.000	0.000		0.002	-	-			0.100			
11.000	0.000	0.000	0.000		1.87	-	-	0.000	0.000	0.000		1.91	-	-			0.000	0.000	0.000		0.001	-	-	0.000	0.000	0.000		0.027	-	-			0.110			
12.000	0.000	0.000	0.000		0.918	-	-	0.000	0.000	0.000		1.06	-	-			0.000	0.000	0.000		0.052	-	-	0.000	0.000	0.000		0.169	-	-			0.120			
13.000	0.000	0.000	0.000		0.262	-	5	0.000	0.000	0.000		0.458	-	-			0.000	0.000	0.000		0.396	-	-	0.000	0.000	0.000		0.569	-	-			0.130			
14.000	0.000	0.000	0.000		0.034	-	-	0.000	0.000	0.000		0.148	-	-			0.000	0.000	0.000		1.17	-	-	0.000	0.000	0.000		1.26	-	-			0.140			
15.000	0.000	0.000	0.000		0.002	-	5	0.000	0.000	0.000		0.037	-	-			0.000	0.000	0.000		2.15	-	-	0.000	0.000	0.000		2.16	-	-			0.150			
16.000	0.000	0.000	0.000		0.006	-	-	0.000	0.000	0.000		0.007	-	-			0.000	0.000	0.000		3.15	-	-	0.000	0.000	0.000		3.15	-	-			0.160			
17.000	0.000	0.000	0.000		0.002	-	-	0.000	0.000	0.000		0.001	-	-			0.000	0.000	0.000		4.15	-	-	0.000	0.000	0.000		4.15	-	-			0.170			
18.000	0.000	0.000	0.000		0.001	-	-	0.000	0.000	0.000		0.001	-	-			0.000	0.000	0.000		5.15	-	-	0.000	0.000	0.000		5.15	-	-			0.180			
19.000	0.000	0.000	0.000		0.001	-	-	0.000	0.000	0.000		0.001	-	-			0.000	0.000	0.000		6.15	-	-	0.000	0.000	0.000		6.15	-	-			0.190			
20.000	0.000	0.000	0.000		0.001	-	-						-	-			0.000	0.000	0.000		7.15	-	-				-	-			0.200					
22.000	0.000	0.000	0.000		0.001	-	-						-	-			0.000	0.000	0.000		9.15	-	-				-	-			0.220					
Totals:						0	10						0	0	0	0						0	0					0	0	0	0					
Number of Trades:							0						0		0							0.00						0		0						

PIRAEUS FINANCIAL HOLD (CR)

(Contract Size: 100 Securities, Exercise Style: American, Physical Delivery)

Call Options																Put Options																	
December 2023							January 2024							Other Months		December 2023							January 2024							Other Months			
Exercise Price	Open price	Price max	Price min	Last price	Closing price	Volume	Open Interest	Open price	Price max	Price min	Last price	Closing price	Volume	Open Interest	Volume	Open Interest	Open price	Price max	Price min	Last price	Closing price	Volume	Open Interest	Open price	Price max	Price min	Last price	Closing price	Volume	Open Interest	Volume	Open Interest	Exercise Price
0.950	0.000	0.000	0.000		2.10	-	-						-	-			0.000	0.000	0.000		0.001	-	-					-	-			0.010	
1.000	0.000	0.000	0.000		2.05	-	-						-	-			0.000	0.000	0.000		0.001	-	-					-	-			0.010	
1.100	0.000	0.000	0.000		1.95	-	-						-	-			0.000	0.000	0.000		0.001	-	-					-	-			0.011	
1.200	0.000	0.000	0.000		1.85	-	-						-	-			0.000	0.000	0.000		0.001	-	-					-	-			0.012	
1.300	0.000	0.000	0.000		1.75	-	-						-	-			0.000	0.000	0.000		0.001	-	-					-	-			0.013	
1.400	0.000	0.000	0.000		1.65	-	-						-	-			0.000	0.000	0.000		0.001	-	-					-	-			0.014	
1.500	0.000	0.000	0.000		1.55	-	-						-	-			0.000	0.000	0.000		0.001	-	-					-	-			0.015	
1.600	0.000	0.000	0.000		1.45	-	-						-	-			0.000	0.000	0.000		0.001	-	-					-	-			0.016	
1.700	0.000	0.000	0.000		1.35	-	-						-	-			0.000	0.000	0.000		0.001	-	-					-	-			0.017	
1.800	0.000	0.000	0.000		1.25	-	-						-	-			0.000	0.000	0.000		0.001	-	-					-	-			0.018	
1.900	0.000	0.000	0.000		1.15	-	-	0.000	0.000	0.000		1.16	-	-			0.000	0.000	0.000		0.001	-	-	0.000	0.000	0.000		0.001	-	-			0.019
2.000	0.000	0.000	0.000		1.05	-	-	0.000	0.000	0.000		1.06	-	-			0.000	0.000	0.000		0.001	-	-	0.000	0.000	0.000		0.001	-	-			0.020
2.200	0.000	0.000	0.000		0.853	-	-	0.000	0.000	0.000		0.860	-	-			0.000	0.000	0.000		0.002	-	-	0.000	0.000	0.000		0.003	-	-			0.022
2.400	0.000	0.000	0.000		0.654	-	-	0.000	0.000	0.000		0.670	-	-			0.000	0.000	0.000		0.001	-	-	0.000	0.000	0.000		0.012	-	-			0.024
2.600	0.000	0.000	0.000		0.459	-	-	0.000	0.000	0.000		0.495	-	-			0.000	0.000	0.000		0.005	-	-	0.000	0.000	0.000		0.036	-	-			0.026
2.800	0.000	0.000	0.000		0.282	-	-	0.000	0.000	0.000		0.343	-	-			0.000	0.000	0.000		0.028	-	-	0.000	0.000	0.000		0.084	-	-			0.028
3.000	0.000	0.000	0.000		0.146	-	-	0.000	0.000	0.000		0.225	-	-			0.000	0.000	0.000		0.092	-	-	0.000	0.000	0.000		0.165	-	-			0.030
3.200	0.000	0.000	0.000		0.061	-	-	0.000	0.000	0.000		0.136	-	-			0.000	0.000	0.000		0.207	-	-	0.000	0.000	0.000		0.277	-	-			0.032
3.400	0.000	0.000	0.000		0.020	-	-	0.000	0.000	0.000		0.079	-	-			0.000	0.000	0.000		0.367	-	-	0.000	0.000	0.000		0.420	-	-			0.034
3.600	0.000	0.000	0.000		0.006	-	-	0.000	0.000	0.000		0.043	-	-			0.000	0.000	0.000		0.553	-	-	0.000	0.000	0.000		0.584	-	-			0.036
3.800	0.000	0.000	0.000		0.001	-	-	0.000	0.000	0.000		0.022	-	-			0.000	0.000	0.000		0.750	-	-	0.000	0.000	0.000		0.764	-	-			0.038
4.000	0.000	0.000	0.000		0.002	-	-	0.000	0.000	0.000		0.010	-	-			0.000	0.000	0.000		0.950	-	-	0.000	0.000	0.000		0.954	-	-			0.040
4.400	0.000	0.000	0.000		0.001	-	-	0.000	0.000	0.000		0.002	-	-			0.000	0.000	0.000		1.35	-	-	0.000	0.000	0.000		1.35	-	-			0.044
4.800	0.000	0.000	0.000		0.001	-	-						-	-			0.000	0.000	0.000		1.75	-	-		-	-		-	-			0.048	
5.200	0.000	0.000	0.000		0.001	-	-						-	-			0.000	0.000	0.000		2.15	-	-		-	-		-	-			0.052	
Totals:						0	0						0	0	0	0						0	0					0	0	0	0		
Number of Trades:						0							0		0							0.00						0		0			

PPC (CR)

(Contract Size: 100 Securities, Exercise Style: American, Physical Delivery)

Call Options																Put Options																				
December 2023								January 2024								Other Months		December 2023								January 2024								Other Months		
Exercise Price	Open price	Price max	Price min	Last price	Closing price	Volume	Open Interest	Open price	Price max	Price min	Last price	Closing price	Volume	Open Interest	Volume	Open Interest	Open price	Price max	Price min	Last price	Closing price	Volume	Open Interest	Open price	Price max	Price min	Last price	Closing price	Volume	Open Interest	Volume	Open Interest	Exercise Price			
4.400	0.000	0.000	0.000		5.81	-	-						-	-			0.000	0.000	0.000		0.001	-	-					-	-			0.044				
4.800	0.000	0.000	0.000		5.41	-	-						-	-			0.000	0.000	0.000		0.001	-	-					-	-			0.048				
5.200	0.000	0.000	0.000		5.01	-	-						-	-			0.000	0.000	0.000		0.001	-	-					-	-			0.052				
5.600	0.000	0.000	0.000		4.61	-	-						-	-			0.000	0.000	0.000		0.001	-	-					-	-			0.056				
6.000	0.000	0.000	0.000		4.21	-	-						-	-			0.000	0.000	0.000		0.001	-	-					-	-			0.060				
6.400	0.000	0.000	0.000		3.81	-	-						-	-			0.000	0.000	0.000		0.001	-	-					-	-			0.064				
6.800	0.000	0.000	0.000		3.41	-	-						-	-			0.000	0.000	0.000		0.001	-	-					-	-			0.068				
7.200	0.000	0.000	0.000		3.01	-	-	0.000	0.000	0.000		3.03	-	-			0.000	0.000	0.000		0.001	-	-	0.000	0.000	0.000		0.003	-	-			0.072			
7.600	0.000	0.000	0.000		2.61	-	-	0.000	0.000	0.000		2.63	-	-			0.000	0.000	0.000		0.001	-	-	0.000	0.000	0.000		0.009	-	-			0.076			
8.000	0.000	0.000	0.000		2.21	-	-	0.000	0.000	0.000		2.25	-	-			0.000	0.000	0.000		0.001	-	-	0.000	0.000	0.000		0.022	-	-			0.080			
8.400	0.000	0.000	0.000		1.82	-	-	0.000	0.000	0.000		1.88	-	-			0.000	0.000	0.000		0.005	-	-	0.000	0.000	0.000		0.052	-	-			0.084			
8.800	0.000	0.000	0.000		1.43	-	-	0.000	0.000	0.000		1.53	-	-			0.000	0.000	0.000		0.020	-	-	0.000	0.000	0.000		0.105	-	-			0.088			
9.200	0.000	0.000	0.000		1.07	-	-	0.000	0.000	0.000		1.22	-	-			0.000	0.000	0.000		0.058	-	-	0.000	0.000	0.000		0.188	-	-			0.092			
9.600	0.000	0.000	0.000		0.752	-	4	0.000	0.000	0.000		0.941	-	-			0.000	0.000	0.000		0.139	-	-	0.000	0.000	0.000		0.310	-	-			0.096			
10.000	0.000	0.000	0.000		0.491	-	3	0.000	0.000	0.000		0.706	-	-			0.000	0.000	0.000		0.278	-	-	0.000	0.000	0.000		0.474	-	-			0.100			
11.000	0.000	0.000	0.000		0.118	-	2	0.000	0.000	0.000		0.300	-	-			0.000	0.000	0.000		0.905	-	-	0.000	0.000	0.000		1.07	-	-			0.110			
12.000	0.000	0.000	0.000		0.017	-	-	0.000	0.000	0.000		0.106	-	-			0.000	0.000	0.000		1.81	-	-	0.000	0.000	0.000		1.88	-	-			0.120			
13.000	0.000	0.000	0.000		0.001	-	-	0.000	0.000	0.000		0.032	-	-			0.000	0.000	0.000		2.80	-	-	0.000	0.000	0.000		2.81	-	-			0.130			
14.000	0.000	0.000	0.000		0.001	-	-	0.000	0.000	0.000		0.009	-	-			0.000	0.000	0.000		3.80	-	-	0.000	0.000	0.000		3.80	-	-			0.140			
15.000	0.000	0.000	0.000		0.001	-	-	0.000	0.000	0.000		0.002	-	-			0.000	0.000	0.000		4.80	-	-	0.000	0.000	0.000		4.80	-	-			0.150			
16.000	0.000	0.000	0.000		0.001	-	-						-	-			0.000	0.000	0.000		5.80	-	-					-	-			0.160				
Totals:						0	9						0	0	0	0						0	0						0	0	0	0				
Number of Trades:						0							0		0							0.00							0		0					

Lending Products	Underlying Title	Multilateral Transactions[1]					Bilateral Transactions[2]		Stock Borrowing through OTC (volume)[3]
		Open Interest[5]	Volume(Offered)	Average Weighted	Transactions volume	Average Weighted	Transactions Volume	Average Weighted	Transactions Volume
ADMIEBOR	ADMIE (IPTO) HOLDING S.A. (CR)	1,000	---	---	---	---	---	---	188,669
AEGNBOR	AEGEAN AIRLINES (CR)	---	---	---	---	---	---	---	165,191
ALPHABOR	ALPHA SERVICES HOLD (CR)	23,070	---	---	13,000	5.20%	---	---	57,279,561
OTOELBOR	AUTOHELLAS SA (CR)	1,500	---	---	---	---	---	---	109,079
AVAXBOR	AVAX S.A. (CR)	---	---	---	---	---	---	---	---
EEEBOR	CC HBC AG (CR)	7,947	---	---	---	---	---	---	47,768
CENERBOR	CENERGY HOLDINGS (CB)	922	---	---	---	---	---	---	116,252
ELLAKTORBOR	ELLAKTOR (CR)	12,681	---	---	---	---	---	---	28,656
ELHABOR	ELVALHALCOR (CR)	1,598	---	---	700	4.91%	---	---	64,887
EUROBBOR	EUROBANK HOLDINGS (CR)	29,837	---	---	55,000	5.72%	---	---	34,120,033
EYDAPBOR	EYDAP S.A. (CR)	845	---	---	---	---	---	---	230,036
FFGRPBOR	FOLLI FOLLIE (CR)	---	---	---	---	---	---	---	886,279
FOYRKBOR	FOURLIS (CR)	230	---	---	---	---	---	---	12,125
GEKTERNABOR	GEK TERNA (CR)	---	---	---	---	---	---	---	3,698
SARBOR	GR. SARANTIS S.A. (CR)	1,949	---	---	---	---	---	---	16,502
EXAEBOR	HELLENIC EXCHANGES-A.S.E. (CR)	4,200	---	---	---	---	---	---	167,047
ELPEBOR	HELLENIQ ENERGY (CR)	400	---	---	82,163	7.28%	---	---	221,270
INTRKBOR	INTRACOM HOLDINGS (CR)	---	---	---	---	---	---	---	---
INKATBOR	INTRAKAT (CR)	---	---	---	---	---	---	---	---
BELABOR	JUMBO SA (CR)	2,575	---	---	---	---	---	---	225,372
LAMDABOR	LAMDA DEVELOPMENT SA (CR)	400	---	---	---	---	---	---	450,824
MIGBOR	MIG (CR)	1,980	---	---	12	7.30%	---	---	40,179
MOHBOR	MOTOR OIL (CR)	24,301	---	---	---	---	---	---	448,853
MYTILBOR	MYTILINEOS (CR)	3,814	---	---	---	---	---	---	143,330
ETEBOR	NATIONAL BANK (CR)	122,960	---	---	2,698	7.28%	500,000	5.80%	18,713,971
OPAPBOR	OPAP (CR)	4,400	---	---	---	---	---	---	1,578,581
OPTIMABOR	OPTIMA BANK (CR)	---	---	---	---	---	---	---	---
HTOBOR	OTE (CR)	1,750	---	---	---	---	---	---	1,496,182
PPABOR	P.P.A. S.A. (CR)	500	---	---	---	---	---	---	70,287
TPEIRBOR	PIRAEUS FINANCIAL HOLD (CR)	5,000	---	---	---	---	---	---	1,201,303
PPCBOR	PPC (CR)	2,000	---	---	---	---	---	---	1,278,881

Stock Lending Notes

[1] - Multilateral contracts Lending or Borrowing as per Methods 8-1, 8-2 and 8-3-3 (According to ATHEX BoD Resolution No.17)

[2] - Billateral Contracts Lending or Borrowing as per Methods 8-3-1 and 8-3-2 (According to ATHEX BoD Resolution No.20 )

[3] - The information concerning OTC Stock Borrowing Transactions is based on the statements of the Dematerialised Securities System (DSS) operators involved and refers to volumes that have been registered up until the previous working day.

[4] - Average Price (Volume weighted)

[5] - The Data concerning Open Interest before the start of trading session

Lending Products	Underlying Title	Multilateral Transactions[1]					Bilateral Transactions[2]		Stock Borrowing through OTC (volume)[3]
		Open Interest[5]	Volume(Offered)	Average Weighted	Transactions volume	Average Weighted	Transactions Volume	Average Weighted	Transactions Volume
QUALBOR	QUALITY & RELIABILITY SA (CR)	---	---	---	---	---	---	---	---
QUESTBOR	QUEST HOLDINGS (CR)	391	---	---	---	---	---	---	61,964
TENERGYBOR	TERNA ENERGY (CR)	---	---	---	---	---	---	---	281,241
TITCBOR	TITAN CEMENT (CB)	2,368	---	---	1,000	4.88%	---	---	229,939
VIOBOR	VIOHALCO SA/NV (CB)	744	---	---	---	---	---	---	---

Stock Lending Notes

[1] - Multilateral contracts Lending or Borrowing as per Methods 8-1, 8-2 and 8-3-3 (According to ATHEX BoD Resolution No.17)

[2] - Bilateral Contracts Lending or Borrowing as per Methods 8-3-1 and 8-3-2 (According to ATHEX BoD Resolution No.20 )

[3] - The information concerning OTC Stock Borrowing Transactions is based on the statements of the Dematerialised Securities System (DSS) operators involved and refers to volumes that have been registered up until the previous working day.

[4] - Average Price (Volume weighted)

[5] - The Data concerning Open Interest before the start of trading session

## Sectors codification for listed companies

12003 -	ETF	10101010	Computer Services
10101015	Software	10102030	Computer Hardware
15101010	Telecommunications Equipment	15102015	Telecommunications Services
20101010	Health Care Facilities	20101025	Health Care Services
20102010	Medical Equipment	20103015	Pharmaceuticals
30101010	Banks	30202000	Diversified Financial Services
30202010	Asset Managers & Custodians	30202015	Investment Services
30204000	Closed End Investments	30302010	Full Line Insurance
30302015	Insurance Brokers	30302025	Property and Casualty Insurance
35101010	Real Estate Holding and Development	35101015	Real Estate Services
35102000	Diversified REITs	35102030	Office REITs
35102045	Retail REITs.	40201040	Rental & Leasing Services: Consumer
40202010	Home Construction	40202015	Household Furnishings
40202020	Household Appliance	40203040	Electronic Entertainment
40204020	Clothing & Accessories	40301010	Entertainment
40301030	Publishing	40301035	Radio & TV Broadcasters
40401010	Diversified Retailers	40401020	Apparel Retailers
40401025	Home Improvement Retailers	40401030	Specialty Retailers
40501010	Airlines	40501015	Travel & Tourism
40501020	Casinos & Gambling	40501025	Hotels & Motels
45101015	Distillers & Vintners	45101020	Soft Drinks
45102010	Farming Fishing Ranching & Plantations	45102020	Food Products
45103010	Tobacco	45201010	Food Retailers & Wholesalers
45201020	Personal Products	50101010	Construction
50101020	Building Roof/Wallboard and Plumbing	50101030	Cement
50101035	Building Materials: Other	50202010	Electrical Components
50203000	Diversified Industrials	50203015	Plastics
50203030	Containers & Packaging	50204000	Machinery: Industrial
50204020	Machinery: Construction & Handling	50205010	Industrial Suppliers
50205020	Back Office Support HR & Consulting	50205030	Forms & Bulk Printing Services
50206015	Commercial Vehicles & Parts	50206030	Marine Transportation
50206060	Transportation Services	55101000	Diversified Materials
55101020	Textile Products	55102000	General Mining
55102010	Iron & Steel	55102015	Metal Fabricating
55102035	Aluminum	60101020	Oil Refining and Marketing
65101010	Alternative Electricity	65101015	Conventional Electricity
65102030	Water		





**ATHEX**  
*Athens Stock Exchange*

Λεωφ. Αθηνών 110 104 42 Αθήνα  
110, Athinon Ave. GR 104 42 Athens  
tel. (+30)210-33.66.800, fax (+30)210-33.66.101  
[www.athexgroup.gr](http://www.athexgroup.gr)