

24

Ημερήσιο Δελτίο
Συναλλακτικής Δραστηριότητας

Daily Official List
of Trading Activity

Thursday, 6 June, 2024

Year: 145 Trading Day No: 105



ATHEXGROUP
Athens Exchange Group

Disclaimer:

Hellenic Exchanges-Athens Stock Exchange S.A. endeavours to ensure that the data and other material ("Information") presented on the Daily Official List are accurate and complete, but it is not liable for any errors or omissions of data or /and for the accuracy, credibility, updating and completeness of the aforesaid information nor it has any liability arising directly or indirectly from the use of the above Information.

The Company is not liable for the accuracy of the data included in listed companies' announcements. Only the sender of such an announcement is fully and solely liable for any infringement of third party's rights from the content of such announcement. All contents of the Daily Official List are provided only for information purposes and do not constitute investment advice or solicitation to invest in securities or other products listed for trading on the Exchange.

You acknowledge and agree that the Company is the owner of any property rights related to any Information appearing on the Daily Official List including intellectual property rights copyright, trademarks, etc.

The above data are a property of the Hellenic Exchanges-Athens Exchange and are copyright protected. Users are forbidden to reproduce, modify, copy, sale, transmit or redistribute, by all reproduction means and methods, part or the whole of the above data, without reference to their source.

The commercial exploitation of these data is, also, forbidden by third parties. Hellenic Exchanges-Athens Exchange does not carry any responsibility, direct or indirect, derived from usage or accidental alteration of the above data when used by third parties.

Hellenic Exchanges – Athens Stock Exchange S.A.

110 Athinon Ave., 10442 Athens, Tel: (210) 33.66.800, Fax: (210) 32.13.938

www.athexgroup.gr

Thessalonica Stock Exchange Center (T.S.E.C)

16-18 Katouni Str., Thessalonica 546 25 Tel: (2310) 567.667, Fax: (2310) 530.545

Athex Members Guarantee Fund

14-16 Fidiou Str., Athens 106 78, Tel: (210) 33.04.682, Fax: (210) 33.04.155

Hellenic Republic Capital Market Commission

1 Kolokotroni Str. & 1 Stadiou Str., Athens 10562 Tel: (210) 33.77.100 Fax: (210) 33.77.173

Table of Contents

Section 1: Statistical Figures of Securities, Derivatives and Lending

Summary of Markets

Athex Indices

Analytic Figures for Athex Market's Boards and Categories

Trading Details by Athex Sectors and Financial Instruments (ETFs)

Top 10 best & worst performing Shares

Derivatives Summary

Section 2: Analytic Figures of Shares Transactions

Analytic Figures of Shares Transactions

Shares' Notes

Section 3: Figures of Securities Transactions

Securities Blocks Details

Shares Rights Details

Stock Borrowing

Forced Sales Details

Forced Sales Registered Shares

Exchange Traded Funds (ETFs) Characteristics

Section 5: Bonds traded in Fixed Income Assets Market

Convertible Corporate Bonds - Regulated Market

Non Convertible Corporate Bonds - Regulated Market

Government Bonds

Treasury Bills & Zero Coupon Government Bonds

Government Bonds Traded with the Open Outcry Method

State Banks Bonds

Section 6: Additional Infos

Athex & ATHEXClear Members List

List of Stocks under Market Making operations

Section 7: Derivatives Market Analytic Figures

Index Futures

Stock Futures

Index Options

Stock Options

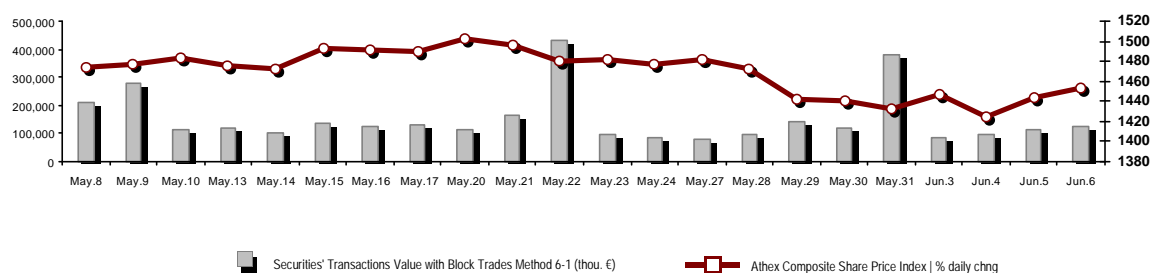
Stock Lending Analytic Figures

Appendix A: Sectors codification for listed companies

Section codification follows the corresponding from the Greek version of Daily Official List for reference purposes.

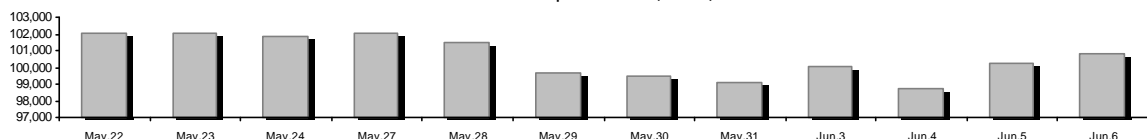
Summary of Markets

Athex Composite Share Price Index vs Shares and Derivatives Transactions Value

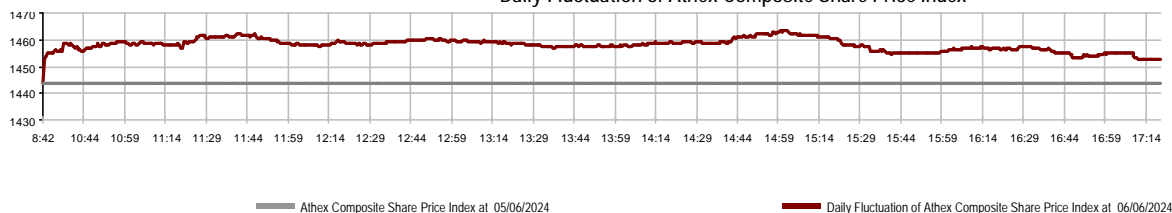


Athex Capitalisation (mill. €) **: 100,850.24			Derivatives Total Open Interest 538,774		
Daily change: mill. € %	570.10	0.57%	in Index Futures % daily chng	4,644	8.10%
Yearly Avg Capitalisation: mill. € % chng prev year Avg	96,699.12	20.29%	in Stock Futures % daily chng	532,330	0.83%
Athex Composite Share Price Index % daily chng	1,452.85	0.63%	in Index Options % daily chng	1,214	6.87%
Athex Composite Share Price Index Capitalisation (mill. €)	91,227.60		in Stock Options % daily chng	586	3.90%
Daily change (mill. €)	548.13				
Securities' Transactions Value with Block Trades Method 6-1 (t 126,924.78			Derivatives Contracts Volume: 29,535		
Daily change: %	11,600.01	10.06%	Daily change: pieces %	2,561	9.49%
YtD Avg Trans. Value: thou. € % chng prev year Avg	143,359.94	30.84%	YtD Avg Derivatives Contracts % chng prev year Avg	35,383	-19.51%
Blocks Transactions Value of Method 6-1 (thou. €)	30,040.70		Derivatives Trades Number: 2,043		
Blocks Transactions Value of Method 6-2 & 6-3 (thou. €)	0.00		Daily change: number %	313	18.09%
Bonds Transactions Value (thou.€)	635.78		YtD Avg Trades number % chng prev year Avg	1,988	-14.72%
Securities' Transactions Volume with Block Trades Method 6-1 (tho 32,490.72			Lending Total Open Interest 280,401		
Daily change: thou. pieces %	9,923.01	43.97%	Daily change: pieces %	8,833	3.25%
YtD Avg Volume: % chng prev year Avg	31,738.53	-5.60%	Lending Volume (Multilateral/Bilateral) 4,052		
Blocks Transactions Volume of Method 6-1 (thou. Pieces)	9,419.98		Daily change: pieces %	-5,271	
Blocks Transactions Volume of Method 6-2 & 6-3 (thou. Pieces)	0.00		Multilateral Lending 1,552		
Bonds Transactions Volume	650,000		Bilateral Lending 2,500		
Securities' Trades Number with Block Trades Method 6-1 34,446			Lending Trades Number: 7		
Daily change: number %	-2,885	-7.73%	Daily change: %	1	
YtD Avg Trades number % chng prev year Avg	40,916	12.96%	Multilateral Lending Trades Number 6		
Number of Blocks Method 6-1	21		Bilateral Lending Trades Number 1		
Number of Blocks Method 6-2 & 6-3	0				
Number of Bonds Transactions	135				

Athex Capitalisation (mill. €) **



Daily Fluctuation of Athex Composite Share Price Index



Athex Indices

Index name	06/06/2024	05/06/2024	pts.	%	Min	Max	Year min	Year max	Year change
Athex Composite Share Price Index	1,452.85 #	1,443.74	9.11	0.63%	1,443.74	1,463.47	1,293.14	1,505.35	12.35% #
Athex Composite Index Total Return Index	2,671.19 #	2,654.39	16.80	0.63%	2,654.39	2,690.71	2,355.44	2,756.70	13.41% #
Athex ESG Index	1,654.66 #	1,641.76	12.90	0.79%	1,641.76	1,667.11	1,471.77	1,722.97	12.43% #
ATHEX Alternative Market Price Index	14,422.54 #	14,279.90	142.64	1.00%	14,279.90	14,564.68	9,352.11	15,217.49	54.22% #
FTSE/Athex Large Cap	3,520.13 #	3,492.12	28.01	0.80%	3,492.12	3,547.31	3,122.79	3,665.50	12.72% #
FTSE/Athex Mid Cap Index	2,340.21 €	2,340.78	-0.57	-0.02%	2,340.21	2,356.06	2,167.92	2,459.55	3.97% #
FTSE/ATHEX High Dividend Yield Index	4,057.89 #	4,045.54	12.35	0.31%	4,045.54	4,077.29	3,752.57	4,217.66	7.60% #
FTSE/Athex Market Index	841.01 #	834.71	6.30	0.75%	834.71	847.25	746.82	875.18	12.61% #
FTSE/Athex Banks	1,274.31 #	1,254.08	20.23	1.61%	1,254.08	1,289.31	1,057.67	1,349.28	20.03% #
FTSE/ATHEX TECHNOLOGY & TELECOMMUNICAT	5,451.24 #	5,440.34	10.90	0.20%	5,440.34	5,492.50	4,915.95	5,705.00	7.47% #
FTSE/ATHEX FINANCIAL SERVICES	5,991.21 #	5,897.43	93.78	1.59%	5,897.43	6,060.95	4,996.31	6,339.99	19.48% #
FTSE/ATHEX REAL ESTATE	4,661.53 €	4,694.66	-33.13	-0.71%	4,661.33	4,743.95	4,639.72	5,120.52	-6.03% €
FTSE/ATHEX CONSUMER DISCRETIONARY	5,118.57 #	5,110.14	8.43	0.16%	5,103.44	5,149.98	4,988.03	5,557.48	2.05% #
FTSE/ATHEX CONSUMER STAPLES	6,353.12 #	6,337.61	15.51	0.24%	6,332.09	6,379.15	5,069.68	6,458.99	24.85% #
FTSE/ATHEX INDUSTRIALS	6,275.90 €	6,310.93	-35.03	-0.56%	6,275.90	6,370.30	5,044.08	6,445.12	23.51% #
FTSE/ATHEX BASIC MATERIALS	5,126.52 #	5,122.54	3.98	0.08%	5,103.73	5,160.03	4,577.28	5,876.05	5.28% #
FTSE/ATHEX ENERGY & UTILITIES	5,227.68 #	5,202.99	24.69	0.47%	5,202.99	5,260.51	4,961.47	5,474.06	4.81% #
Athex All Share Index	336.96 #	335.03	1.93	0.58%	336.96	336.96	304.60	347.29	11.58% #
Hellenic Mid & Small Cap Index	2,090.58 #	2,088.78	1.80	0.09%	2,088.78	2,103.16	1,929.00	2,157.15	8.38% #
FTSE/Athex Large Cap Total Return	5,875.71 #	5,828.96	46.75	0.80%			5,201.70	6,088.15	13.71% #
FTSE/Athex Mid Cap Total Return	3,156.69 €	3,157.46	-0.77	-0.02%			2,922.90	3,302.69	4.14% #
MSCI GREECE REBASED	5,555.10 #	5,497.87	57.23	1.04%	5,497.87	5,601.12	4,984.69	5,837.84	11.44% #
Hellenic Corporate Bond Index	132.18 #	132.13	0.05	0.04%			129.54	132.18	1.96% #
Hellenic Corporate Bond Price Index	91.17 #	91.14	0.03	0.03%			90.52	91.29	0.57% #

Note 1: FTSE/Med 100, Hellenic Corporate Bond Price Index and Hellenic Corporate Bond Index closing prices refer to the previous trading day of 04/06/2024.

Note 2: The Hellenic Mid & Small Cap Index is a Customized index calculated by the Athens Exchange.

Analytic Figures for Athex Market's Boards and Categories

	Total Traded Securities	Main Market	Surveillance	Exchange Traded Funds (ETFs)
Totals	122	114	7	1
Gain / Lose / Same:	48 / 57 / 17	47 / 57 / 10	0 / 0 / 7	1 / 0 / 0
Athex Capitalisation (mill. €) **	100,850.24	100,778.26	71.98	
Daily Average Trans/ons Value(thou.€)	143,359.94	143,150.79	40.59	292.33
Transactions Value	126,924.78	126,798.26	21.14	105.38
Main Board:	96,884.08	96,757.57	21.14	105.38
Blocks Board 6_2_3:	30,040.70	30,040.70	0.00	0.00
Forced Sales Board:	0.00	0.00	0.00	0.00
Special Terms Board:	0.00	0.00	0.00	0.00
Daily Average Transactions Volume	31,738,531	31,572,761	179,772	8,477
Transactions Volume	32,490,715	32,384,702	103,072	2,941
Main Board:	23,070,736	22,964,723	103,072	2,941
Blocks Board 6_2_3:	9,419,979	9,419,979	0	0
Forced Sales Board:	0	0	0	0
Special Terms Board:	0	0	0	0
Daily Average Number of Trades	40,916	40,792	72	53
Number of Trades	34,446	34,366	53	27
Main Board:	34,425	34,345	53	27
Blocks Board 6_2_3:	21	21	0	0
Forced Sales Board:	0	0	0	0
Special Terms Board:	0	0	0	0

Trading Details by Athex Sectors and Financial Instruments (ETFs)

Code	Sectors	Gain / Lose / Same	Number of Trades	Transactions Volume	Transactions Value	% of Total Trans. Value
3010	- Banks	5 / 0 / 1	13,791	27,159,804	78,905,727.87	62.17%
5510	- Basic Resources	3 / 8 / 0	879	281,248	1,154,185.89	0.91%
5010	- Construction & Materials	4 / 8 / 2	2,906	843,000	5,765,053.23	4.54%
4020	- Consumer Products & Services	3 / 2 / 2	443	106,092	550,438.53	0.43%
6010	- Energy	2 / 2 / 0	2,085	465,334	5,800,026.33	4.57%
12000	- Financial Instruments	1 / 0 / 0	27	2,941	105,377.22	0.08%
3020	- Financial Services	3 / 2 / 0	193	26,220	136,156.34	0.11%
4510	- Food Beverage & Tobacco	1 / 3 / 3	188	38,194	437,572.14	0.34%
2010	- Health Care	1 / 2 / 0	155	60,363	71,345.47	0.06%
5020	- Industrial Goods & Services	4 / 10 / 4	1,814	664,148	4,020,573.64	3.17%
3030	- Insurance	1 / 0 / 0	23	7,589	37,577.31	0.03%
4030	- Media	1 / 0 / 0	20	12,350	5,616.03	0.00%
4520	- Personal Care, Drug & Grocery Stores	2 / 0 / 0	199	17,209	147,740.99	0.12%
3510	- Real Estate	5 / 4 / 3	1,465	450,273	1,720,702.20	1.36%
4040	- Retail	3 / 3 / 0	1,116	168,239	3,103,263.12	2.44%
1010	- Technology	1 / 7 / 2	721	187,198	1,121,945.29	0.88%
1510	- Telecommunications	1 / 1 / 0	1,199	229,424	3,148,376.70	2.48%
4050	- Travel & Leisure	3 / 3 / 0	2,503	737,956	5,545,906.08	4.37%
6510	- Utilities	4 / 2 / 0	4,719	1,033,133	15,147,194.80	11.93%

Top 10 best & worst performing Shares

Main Market					
With positive Price change	Closing price	change	With negative Price change	Closing price	change
VARVERIS - MODA BAGNO SA (CR)	3.66	9.58% #	VOYATZOGLOU (CR)	2.3	-3.36% €
KEKROPS SA (CR)	1.465	4.64% #	BIOKARPET S.A.(CR)	2.47	-3.14% €
ATTICA HOLDINGS (CR)	2.38	4.39% #	SIDMA STEEL (CR)	1.83	-2.40% €
THESSALONIKA WATER & SEWERAGE	3.16	2.60% #	QUALITY & RELIABILITY SA (CR)	1.176	-1.84% €
MOTOR OIL (CR)	26.7	2.46% #	EUROCONSULTANTS S.A. (CR)	1.345	-1.82% €
EUROBANK HOLDINGS (CR)	2.079	2.26% #	KRI-KRI S.A. (CR)	11	-1.79% €
KLOUKINAS - LAPPAS SA (CR)	1.68	2.13% #	AUTOHELLAS SA (CR)	11.44	-1.72% €
HELLENIQ ENERGY (CR)	8.535	2.09% #	CENTRIC HOLDINGS (CR)	0.355	-1.66% €
TRADE ESTATES REIC (CR)	1.722	1.89% #	LAMDA DEVELOPMENT SA (CR)	6.69	-1.62% €
TERNA ENERGY (CR)	18.82	1.79% #	EVROFARMA SA (CR)	1.6	-1.54% €
With the highest Transactions Value	Value (thou. €)	change	With the highest Transactions Volume	Volume	change
PIRAEUS FINANCIAL HOLD (CR)	36,477.03	1.64% #	PIRAEUS FINANCIAL HOLD (CR)	9,626,868	1.64% #
EUROBANK HOLDINGS (CR)	14,808.22	2.26% #	ALPHA SERVICES HOLD (CR)	8,802,359	0.85% #
ALPHA SERVICES HOLD (CR)	14,178.20	0.85% #	EUROBANK HOLDINGS (CR)	7,128,111	2.26% #
NATIONAL BANK (CR)	11,927.61	1.47% #	NATIONAL BANK (CR)	1,478,087	1.47% #
MYTILINEOS (CR)	6,718.68	-0.81% €	INTRALOT (CR)	362,151	-0.34% €
OPAP (CR)	3,943.89	-0.86% €	HELLENIQ ENERGY (CR)	345,558	2.09% #
PPC (CR)	3,857.52	0.27% #	PPC (CR)	342,820	0.27% #
TERNA ENERGY (CR)	3,727.33	1.79% #	CENERGY HOLDINGS (CB)	312,627	1.55% #
GEK TERNA (CR)	3,142.89	-0.95% €	OPAP (CR)	261,746	-0.86% €
OTE (CR)	3,120.68	1.25% #	ADMIE (IPTO) HOLDING S.A. (CR)	259,990	0.68% #

Note: Stocks that are not included in the "Under Supervision" category, and the transactions value is more than 10,000 €.

Derivatives Summary

	Number of Trades	Volume	Open Interest
Index Futures	288	1,249	4,644
FTSE/Athex Banks	8	65	889
FTSE/Athex Large Cap	280	1,184	3,742
MSCI GREECE REBASED	0	0	13
Stock Futures	1,750	28,248	532,330
ADMIE (IPTO) HOLDING S.A. (CR)	56	594	25,707
AEGEAN AIRLINES (CR)	17	73	3,726
ALPHA SERVICES HOLD (CR)	216	8,474	197,236
ATHENS INTL AIRPORT (CR)	8	16	1,120
AUTOHELLAS SA (CR)	4	5	205
AVAX S.A. (CR)	2	3	927
CC HBC AG (CR)	2	2	60
CENERGY HOLDINGS (CB)	6	21	4,083
ELLAKTOR (CR)	35	153	4,459
ELVALHALCOR (CR)	17	139	4,767
EUROBANK HOLDINGS (CR)	130	4,583	28,167
EYDAP S.A. (CR)	1	1	4,342
FOURLIS (CR)	3	15	1,078
GEK TERNA (CR)	87	345	15,621
HELLENIC EXCHANGES-A.S.E. (CR)	8	24	7,861
HELLENIQ ENERGY (CR)	37	82	5,164
INTRACOM HOLDINGS (CR)	8	25	7,447
INTRAKAT (CR)	10	25	2,392
JUMBO SA (CR)	4	13	520
LAMDA DEVELOPMENT SA (CR)	24	105	7,281
MIG (CR)	1	5	136
MOTOR OIL (CR)	18	70	392
MYTILINEOS (CR)	35	88	6,312
NATIONAL BANK (CR)	169	1,514	11,227
OPAP (CR)	45	197	3,494
OPTIMA BANK (CR)	0	0	194
OTE (CR)	63	405	6,493
P.P.A. S.A. (CR)	0	0	123
PIRAEUS FINANCIAL HOLD (CR)	486	9,171	111,834
PPC (CR)	154	1,446	33,641
QUEST HOLDINGS (CR)	6	30	220
TERNA ENERGY (CR)	76	551	32,254
TITAN CEMENT (CB)	4	16	156
VIOHALCO SA/NV (CB)	18	57	3,691
Index Options	5	38	1,214
FTSE/Athex Large Cap	5	38	1,214
Stock Options	0	0	586
ALPHA SERVICES HOLD (CR)	0	0	0
NATIONAL BANK (CR)	0	0	367
OPAP (CR)	0	0	64
OTE (CR)	0	0	23
PIRAEUS FINANCIAL HOLD (CR)	0	0	0
PPC (CR)	0	0	132
Total Derivatives Traded	2,043	29,535	538,774

Number of Outstanding Securities	Nominal Value	Dividends [1]			Date of Last Coupon		Note	Shares	Closing price	% change	Previous closing price/date		Open price	Price min	Price max	Last price	Avg price	Last Bid [7]	Last Ask [7]	P/E after tax	Year	Volume	Trades	Transactions Value[8]	Company Mkt Value (thou. €)	Year low	Year high	Sector[4]	
		2021	2022	2023	Dividend [2]	Right																							
Main Market - High Liquidity Class																													
2,352,839,697	0.290	---	---	---	07/04/2008	18/04/2017	---	ALPHA SERVICES HOLD (CR)	1.5935	0.85 P	1.58	05/06/2024	1.6095	1.591	1.628	1.5935	1.611	1000@1.59	7498@1.59	---	---	8,802,359	4,343	14,178,195.99	3,749,250.06	1.504	1.79	30101010	
36,353,868	1.00	---	(0.025)	---	10/07/2023	21/08/2023	---	AUSTRIACARD (CB)	5.8	-0.69 E	5.84	05/06/2024	5.83	5.8	5.87	5.8	5.827	929@5.80	350@5.83	---	---	9,414	101	54,851.05	210,852.43	5.75	6.8	10101010	
48,624,764	0.080	0.46	0.65	0.7	22/04/2024	05/12/2022	---	AUTOHELLAS SA (CR)	11.44	-1.72 E	11.64	05/06/2024	11.74	11.44	11.74	11.44	11.548	520@11.42	117@11.56	---	---	44,604	287	515,094.48	556,267.30	11.32	14.1	40201040	
190,162,681	---	---	0.05	---	19/06/2023	07/12/2016	---	CENERGY HOLDINGS (CB)	9.16	1.55 P	9.02	05/06/2024	9.02	9.02	9.17	9.16	9.126	800@9.15	708@9.16	---	---	312,627	550	2,852,937.74	1,741,890.16	6.71	9.17	50202010	
373,175,988	6.70	0.71	0.78	0.93	30/05/2024	29/04/2013	---	CC HBC AG (CR)	31.96	0.50 P	31.8	05/06/2024	32	31.74	32.1	31.96	31.982	340@31.86	509@31.96	---	---	8,651	67	276,672.641	1,926,704.58	25.66	33	45101020	
3,716,479,777	0.220	---	---	---	02/05/2008	20/05/2019	---	EUROBANK HOLDINGS (CR)	2.079	2.26 P	2.033	05/06/2024	2.07	2.055	2.096	2.079	2.077	14781@2.08	27533@2.08	---	---	7,128,111	2,424	14,808,217.61	7,726,561.46	1.599	2.176	30101010	
52,131,944	1.00	0.1102	0.11	---	29/06/2023	23/07/2019	---	FOURLIS (CR)	4.015	1.39 P	3.96	05/06/2024	3.975	3.97	4.04	4.015	4.013	1822@4.01	293@4.02	---	---	52,655	284	211,309.91	209,309.76	3.85	4.37	40401010	
305,635,185	2.18	0.1	0.3	0.3	10/01/2024	01/10/2003	---	HELLENIO ENERGY (CR)	8.535	2.09 P	8.36	05/06/2024	8.36	8.36	8.535	8.535	8.493	150@8.48	2500@8.54	---	---	345,558	1,031	2,934,909.65	2,608,596.30	7.03	8.81	60101020	
48,003,921	0.400	---	---	---	30/08/1993	26/06/2023	---	IDEAL HOLDINGS (CR)	6.04	0.33 P	6.02	05/06/2024	6	5.95	6.08	6.04	6.011	380@6.02	570@6.04	---	---	14,547	81	87,448.19	289,943.68	5.8	6.78	10102030	
83,600,000	0.760	---	---	---	03/07/2007	17/07/2023	---	INTRACOM HOLDINGS (CR)	3.575	-1.11 E	3.615	05/06/2024	3.65	3.575	3.675	3.575	3.623	358@3.58	100@3.59	---	---	38,486	144	139,429.96	298,870.00	3.14	4.335	10101010	
160,523,985	0.300	---	---	---	12/08/2008	30/12/2022	---	INTRAKAT (CR)	5.17	-0.38 E	5.19	05/06/2024	5.18	5.12	5.2	5.17	5.156	1526@5.16	1916@5.17	---	---	162,878	230	839,816.05	829,909.00	4.46	5.64	50101010	
136,059,759	0.880	0.77	0.322	---	19/03/2024	05/03/2014	---	JUMBO SA (CR)	26.9	1.28 P	26.56	05/06/2024	26.56	26.56	26.9	26.9	26.824	352@26.80	1987@26.92	---	---	106,789	746	2,864,497.76	3,660,007.52	24.44	30.1	40401010	
176,736,715	0.300	---	---	---	30/05/2007	27/11/2019	---	LAMDA DEVELOPMENT SA (CR)	6.69	-1.62 E	6.8	05/06/2024	6.94	6.69	6.94	6.69	6.774	130@6.68	58@6.70	---	---	160,688	668	1,088,511.64	1,182,368.62	6.15	7.31	35101010	
27,345,120	0.280	---	---	---	18/07/2005	26/02/2014	---	QUALITY & RELIABILITY SA (CR)	1.176	-1.84 E	1.198	05/06/2024	1.192	1.176	1.2	1.176	1.185	10324@1.18	700@1.19	---	---	22,983	54	27,223.53	32,157.86	0.6	1.62	10101010	
107,222,688	0.440	(0.5667)	0.2	---	20/06/2023	16/03/2022	---	QUEST HOLDINGS (CR)	5.3	-1.12 E	5.36	05/06/2024	5.36	5.29	5.4	5.3	5.335	569@5.29	80@5.33	---	---	21,452	142	114,439.95	568,280.25	5.02	6.25	10101010	
78,325,475	---	---	0.6	---	28/06/2023	23/07/2019	---	TITAN CEMENT (CB)	30.5	-0.81 E	30.75	05/06/2024	31	30.4	31.1	30.5	30.772	534@30.45	311@30.60	---	---	29,446	485	906,121.40	2,388,926.99	20.9	32.2	50101030	
259,189,761	---	0.1	0.12	---	19/06/2023	26/02/2016	---	VIOHALCO SANNV (CB)	6.27	-0.32 E	6.29	05/06/2024	6.32	6.25	6.36	6.27	6.294	2113@6.26	14@6.28	---	---	143,596	388	903,752.17	1,625,119.80	5.03	6.63	55102015	
148,321,516	0.300	---	0.07	---	19/06/2023	22/01/2020	---	AVAX S.A. (CR)	1.46	-1.35 E	1.48	05/06/2024	1.482	1.46	1.508	1.46	1.491	1330@1.46	180@1.47	---	---	68,497	286	102,107.83	216,549.41	1.326	1.884	50101010	
232,000,000	2.12	0.0854	0.0682	0.0582	04/10/2023	19/06/2017	---	ADMIE (IPTO) HOLDING S.A. (CR)	2.21	0.68 P	2.195	05/06/2024	2.19	2.18	2.215	2.21	2.202	1111@2.21	2245@2.22	8.72	2023	259,990	405	572,461.25	512,720.00	2.08	2.425	65101015	
90,167,100	0.500	---	---	0.7515	20/05/2024	24/05/2021	---	AEGEAN AIRLINES (CR)	11.72	0.17 P	11.7	05/06/2024	11.85	11.65	11.86	11.72	11.764	250@11.70	26@11.74	---	---	97,095	675	1,142,208.37	1,056,758.41	11.08	13.47	40501010	
103,423,291	0.570	---	---	---	01/08/2011	23/08/2023	---	GEK TERNA (CR)	16.66	-0.95 E	16.82	05/06/2024	16.82	16.66	17.1	16.66	16.936	17183@16.66	315@16.82	---	---	185,572	904	3,142,892.86	1,723,032.03	12.98	17.1	50101010	
382,000,000	2.48	---	---	---	20/07/2015	12/12/2001	---	PPC (CR)	11.15	0.27 P	11.12	05/06/2024	11.22	11.13	11.35	11.15	11.252	287@11.14	230@11.20	---	---	342,820	1,236	3,857,521.81	4,259,300.00	10.85	12.67	65101015	
300,000,000	1.00	---	---	0.33	21/05/2024	07/02/2024	---	ATHENS INTL AIRPORT (CR)	8.268	-1.53 E	8.396	05/06/2024	8.39	8.266	8.39	8.268	8.314	76@8.27	42@8.27	---	---	77,243	599	642,189.62	2,480,400.00	8.104	9.56	50206060	
914,715,153	1.00	---	---	---	16/05/2008	29/08/2018	---	NATIONAL BANK (CR)	8.026	1.47 P	7.91	05/06/2024	8.06	8.018	8.196	8.026	8.07	300@8.02	10@8.04	---	---	1,478,087	2,562	11,927,611.47	7,341,503.82	6.222	8.65	30101010	
11,250,000	0.520	0.0405	0.08	---	07/08/2023	09/11/2015	---	EKTER SA (CR)	3.93	-0.51 E	3.95	05/06/2024	3.915	3.91	3.98	3.93	3.938	30@3.92	6@3.98	---	---	14,808	94	58,316.96	44,212.50	3.75	4.76	50101010	
375,241,586	0.390	0.03	0.06	---	26/06/2023	14/07/2006	---	ELVALHALCOR (CR)	1.906	0.74 P	1.892	05/06/2024	1.892	1.874	1.93	1.906	1.9	1831@1.91	5@1.92	---	---	113,078	323	214,813.68	715,210.46	1.768	2.435	55102015	
348,192,005	0.040	---	---	---	05/07/2011	16/07/2021	---	ELLAKTOR (CR)	2.475	-0.40 E	2.485	05/06/2024	2.485	2.475	2.55	2.475	2.509	355@2.48	65@2.50	---	---	244,880	667	614,493.10	861,775.21	2.38	2.84	50101010	
60,348,000	0.420	0.1515	0.1565	---	14/06/2023	04/08/2021	---	HELLENIC EXCHANGES-A.S.E. (CR)	5.07	0.40 P	5.05	05/06/2024	5.12	5.06	5.12	5.07	5.08	2281@5.06	501@5.08	---	---	20,985	115	106,601.19	305,964.36	4.825	5.92	30202015	
106,500,000	0.600	0.28	0.02	---	13/09/2023	13/09/2021	---	EYDAP S.A. (CR)	5.89	-1.34 E	5.97	05/06/2024	5.88	5.82	5.97	5.89	5.918	20@5.85	500@5.91	---	---	40,051	227	237,011.24	627,285.00	5.38	6.15	65102030	
604,095,621	0.300	---	---	---	30/05/2013	10/10/2023	---	INTRALOT (CR)	1.16	-0.34 E	1.164	05/06/2024	1.186	1.16	1.188	1.16	1.176	11507@1.16	8547@1.17	---	---	362,151	335	425,963.70	700,750.92	1.014	1.264	40501020	
110,782,980	0.750	0.9054	1.6299	0.4091	18/12/2023	04/11/2013	---	MOTOR OIL (CR)	26.7	2.46 P	26.06	05/06/2024	26.24	26.16	26.74	26.7	26.507	19@26.58	745@26.70	---	---	107,260	994	2,843,179.08	2,957,905.				

Number of Outstanding Securities	Nominal Value	Dividends [1]			Date of Last Coupon Dividend [2]		Date of Right	Note	Shares	Closing price	% change	Previous closing price/date		Open price	Price min	Price max	Last price	Avg price	Last Bid [7]		Last Ask [7]		P/E after tax	Year	Volume	Trades	Transactions Value[8]	Company Mkt Value (thou. €)	Year low	Year high	Sector[4]
118,105,090	0.300	0.3411	0.3798	---	26/06/2023	05/03/2020	---	---	TERNA ENERGY (CR)	18.82	1.79 P	18.49	05/06/2024	18.45	18.45	18.91	18.82	18.804	34@18.80	266@18.83	---	---	---	---	198,224	1,129	3,727,327.35	2,222,737.79	14.68	18.95	65101010
73,694,142	3.45	---	---	---	---	---	04/10/2023	---	OPTIMA BANK (CR)	12.02	0.33 P	11.98	05/06/2024	12.08	11.96	12.1	12.02	12.019	67@12.00	6@12.04	---	---	---	---	113,763	820	1,367,280.74	885,803.59	7.24	12.42	30101010

Main Market - Medium Liquidity Class

13,126,020	0.660	0.1163	0.1158	---	26/07/2023	04/09/2020	---	---	AS COMPANY SA (CR)	2.7	-0.37 E	2.71	05/06/2024	2.71	2.64	2.71	2.7	2.65	127@2.64	634@2.70	---	---	---	---	1,667	14	4,417.08	35,440.25	2.32	2.88	40401030
14,000,000	1.95	3.42	0.26	---	19/07/2023	26/03/2024	---	---	ALPHA REAL ESTATE (CR)	7	2.34 P	6.84	05/06/2024	7	7	7	7	7	25@6.88	2487@7.00	---	---	---	---	186	7	1,302.00	98,000.00	6.74	11.75	35101015
3,114,144	0.360	0.3427	0.2304	0.563	20/05/2024	02/06/2020	---	---	ALPHA TRUST HOLDINGS (CR)	8.4	0.48 P	8.36	05/06/2024	8.4	8.4	8.4	8.4	8.4	100@8.20	100@8.52	---	---	---	---	600	17	5,040.00	26,158.81	5.9	8.6	30202010
243,164,193	0.300	---	---	---	30/12/2021	05/12/2023	---	---	ATTICA HOLDINGS (CR)	2.38	4.39 P	2.28	05/06/2024	2.28	2.28	2.38	2.38	2.333	592@2.32	959@2.38	---	---	---	---	10,197	33	23,785.83	578,730.78	1.86	2.58	40501015
35,764,593	2.10	0.075	0.1046	---	02/05/2023	25/11/2019	---	---	BRIQ PROPERTIES (CR)	1.98	0.25 P	1.975	05/06/2024	1.995	1.965	1.995	1.98	1.98	1000@1.96	250@2.00	---	---	---	---	32,674	55	64,691.58	70,813.89	1.865	2.01	35102030
101,123,806	0.360	---	---	---	22/07/2010	28/06/2011	---	---	CENTRIC HOLDINGS (CR)	0.355	-1.66 E	0.361	05/06/2024	0.362	0.352	0.364	0.355	0.357	1228@0.355	1000@0.360	---	---	---	---	30,601	57	10,920.01	35,898.95	0.349	0.467	40203040
784,500	10.00	0.3	---	0.5008	28/05/2024	31/07/2018	---	---	CNL CAPITAL (CR)	7.65	-1.29 E	7.75	05/06/2024	7.75	7.65	7.75	7.7	7.678	100@7.60	167@7.70	---	2022	---	---	502	8	3,854.15	6,001.43	6.65	9	30202010
10,567,700	0.300	---	---	---	06/10/2005	13/02/2002	---	---	CPI SA (CR)	0.67	-4.01 E	0.698	05/06/2024	0.696	0.67	0.696	0.67	0.684	2265@0.666	950@0.696	---	---	---	---	2,990	14	2,044.55	7,080.36	0.606	0.99	10102030
18,680,300	0.050	---	---	---	---	06/07/2022	---	---	DIMAND (CR)	8.44	-0.24 E	8.46	05/06/2024	8.46	8.39	8.52	8.44	8.476	160@8.40	200@8.50	---	---	---	---	7,243	65	61,391.91	157,661.73	8.35	10.95	35101010
54,200,000	0.075	0.035	0.074	---	18/07/2023	23/11/2021	---	---	EPSILON NET (CR)	12	---	12	05/06/2024	12	12	12.04	12	12.00	356197@12.00	2496@12.04	---	---	---	---	46,022	47	552,330.48	650,400.00	8.8	12.1	10101015
10,500,000	2.40	0.29	0.3	---	16/05/2023	02/04/2024	---	---	INTERCONTINENTAL (CR)	4.56	---	4.56	05/06/2024	---	---	---	---	---	500@4.38	200@4.74	7.84	2023	---	---	---	---	---	47,880.00	4.18	6.9	35102000
167,868,482	0.300	---	---	---	20/08/2007	28/11/2022	---	---	LAVIPHARM SA (CR)	0.92	1.43 P	0.907	05/06/2024	0.907	0.907	0.93	0.92	0.922	1000@0.919	350@0.922	---	---	---	---	48,830	85	45,022.66	154,439.00	0.76	1.01	20103015
4,740,000	0.860	---	---	---	---	14/03/2003	---	---	LOGISMOS S.A. (CR)	1.35	---	1.35	05/06/2024	---	---	---	---	---	3000@1.36	480@1.43	-(6)-	2023	---	---	---	---	---	6,399.00	1.13	1.48	10101015
17,120,280	0.940	0.06	---	---	27/06/2022	26/06/2023	---	---	LOULIS FOOD (CR)	2.66	---	2.66	05/06/2024	2.63	2.63	2.67	2.66	2.652	330@2.62	799@2.66	---	---	---	---	748	5	1,983.96	45,539.94	2.6	3.09	45102020
4,419,616	1.58	---	0.1531	---	10/07/2023	04/03/2015	---	---	MEDICON S.A (CR)	2.82	-1.05 E	2.85	05/06/2024	2.88	2.79	2.88	2.82	2.804	5@2.80	164@2.84	---	---	---	---	6,711	42	18,818.43	12,463.32	2.79	3.49	20102010
10,500,000	0.950	---	---	---	24/06/2008	21/07/2023	---	---	MEVACO SA (CR)	3.8	-2.06 E	3.88	05/06/2024	3.8	3.8	3.8	3.8	3.8	140@3.76	84@3.80	---	2022	---	---	502	5	1,907.60	39,900.00	3.62	4.32	55102015
31,317,025	0.400	---	---	---	26/04/2007	10/05/2023	---	---	MIG (CR)	3.875	-0.64 E	3.9	05/06/2024	4.02	3.765	4.02	3.875	3.787	2@3.82	7@3.88	---	---	---	---	2,369	30	8,972.48	121,353.47	3.71	4.9	30202000
138,218,440	0.870	---	---	---	---	11/12/2023	---	---	ORILINA PROPERTIES REIC (CR)	0.934	0.22 P	0.932	05/06/2024	0.929	0.925	0.934	0.934	0.931	2500@0.925	5950@0.935	---	---	---	---	16,546	69	15,403.05	129,096.02	0.845	0.9628	35102000
87,127,162	0.500	---	---	0.0304	06/06/2024	28/07/2021	---	---	PREMIA (CR)	1.174	-1.18 E	1.188	05/06/2024	1.216	1.156	1.216	1.174	1.163	2000@1.17	450@1.17	---	---	---	---	67,092	171	78,031.33	102,287.29	1.112	1.256	35102000
24,586,446	0.230	---	0.04	0.049	04/06/2024	08/06/2022	---	---	PROFILE SA (CR)	4.87	-0.41 E	4.89	05/06/2024	4.85	4.85	4.97	4.87	4.891	140@4.86	50@4.88	---	---	---	---	26,362	101	128,933.71	119,735.99	3.925	5.43	10101010
6,456,530	1.08	0.12	0.1314	---	17/07/2023	02/08/2010	---	---	SPACE HELLAS SA (CR)	6.8	-0.58 E	6.84	05/06/2024	6.9	6.78	6.9	6.8	6.796	300@6.76	140@6.84	---	---	---	---	4,076	25	27,699.04	43,904.40	6.78	8.48	15101010
120,528,771	1.60	---	---	---	---	10/11/2023	---	---	TRADE ESTATES REIC (CR)	1.722	1.89 P	1.69	05/06/2024	1.698	1.69	1.75	1.722	1.721	100@1.71	800@1.72	---	---	---	---	30,861	50	53,124.65	207,550.54	1.626	1.798	35102045
17,190,046	0.300	---	---	---	16/11/1992	04/12/2023	---	---	UNIBIOS (CR)	1.33	0.76 P	1.32	05/06/2024	1.33	1.31	1.375	1.33	1.327	500@1.32	644@1.33	---	---	---	---	13,294	26	17,644.27	22,862.76	1.08	1.475	50204000
13,000,000	0.650	---	---	---	01/08/2007	07/04/2000	5093	---	AKRITAS SA (CR)	0.79	1.28 P	0.78	05/06/2024	0.76	0.755	0.8	0.8	0.792	2@0.800	55@0.835	---	---	---	---	170	9	134.58	10,270.00	0.755	1.33	50101035
32,413,681	0.370	---	---	---	15/07/2009	11/05/2000	---	---	ALUMIL (CR)	2.77	-0.72 E	2.79	05/06/2024	2.79	2.75	2.79	2.75	2.77	100@2.79	780@2.79	---	---	---	---	896	13	2,482.34	89,785.90	2.48	3.18	55102035
3,576,883	3.44	0.5109	---	0.316	13/05/2024	19/07/2022	---	---	ANDROMEDA SA (CR)	6.72	1.21 P	6.64	05/06/2024	6.72	6.56	6.76	6.74	6.626	140@6.60	6@6.64	3.71	2023	---	---	1,764	23	11,688.52	24,036.65	6.42	7.18	30204000
18,810,000	0.400	---	---	---	08/07/2010	14/11/2007	---	---	VARVERIS - MODA BAGNO SA (CR)	3.66	9.58 P	3.34	05/06/2024	3.39	3.06	3.66	3.66	3.496	10@3.30	2736@3.66	---	---	---	---	4,202	31	14,690.03	68,844.60	1.9	3.7	40401025
23,986,500	1.04	---	---	---	26/06/2009	28/08/2023	---	---	BIOKARPET S.A.(CR)	2.47	-3.14 E	2.55	05/06/2024	2.59	2.47	2.59	2.47	2.497	571@2.47	190@2.52	---	---	---	---	9,452	58	23,600.94	59,246.66	2.47	3.13	50101035
6,325,000	0.600	0.19	0.153	---	03/07/2023	17/02/2014	---	---	VOYATZOGLOU (CR)	2.3	-3.36 E	2.38	05/06/2024	2.38	2.26	2.38	2.3	2.283	15@2.28	9@2.32	---	---	---	---	7,087	31	16,180.12	14,547.50	2.16	2.7	50205010
24,060,000	0.300	0.055	0.075	0.075	14/05/2024	01/07/2019	---	---	GEN. COMMERCIAL & IND.SA (CR)	1.51	-3.20 E	1.56	05/06/2024	1.52	1.505	1.55	1.51	1.515	290@1.51	750@1.57	10.21	2023	---	---	5,240	40	7,940.31	36,330.60	1.475	1.95	50205010
15,878,748	0.480	---	---	---	10/07/2006	22/03/2004	---	---	DOMIKI KRITIS SA (CR)	4.495	0.56 P	4.47	05/06/2024	4.46	4.4	4.55	4.495	4.467	2@4.45	60@4.50	---	---	---	---	2,099	20	9,375.84	71,374.97	3.07	4.88	50101010
34,720,000	0.310	---	---	---	16/06/2010	01/08/2007	---	---	DROMEAS SA (CR)	0.337	1.51 P	0.332	05/06/2024	0.328	0.328	0.338	0.337	0.329	300@0.324	182@0.337	---	---	---	---	7,950	11	2,619.52	11,700.64	0.32	0.398	40202015
13,673,200	0.420	---	---	---	18/07/2008	26/07/2001	---	---	EVROFARMA SA (CR)	1.6	-1.54 E	1.625	05/06/2024	1.63	1.58	1.63	1.6	1.613	200@1.59	299@1.60	---	---	---	---	13,705	31	22,100.93	21,877.12	1.2	1.94	45102020
18,410,839	1.00	0.262	0.202	---	23/08/2023	10/09/2010	---	---	ELASTRON (CR)	2.25	0.45 P	2.24	05/06/2024	2.2	2.19	2.28	2.25	2.241	2000@2.24	189@2.25	---	---	---	---	4,795	32	10,744.77	41,424.39	2.19	2.84	55102010
23,828,130	0.500	0.0737	---	---	18/07/2022	17/02/2009	---	---	ELINOIL S.A. (CR)	2.26	-0.88 E	2.28	05/06/2024	2.29	2.23	2.29	2.26	2.245	600@2.23	150@2.27	---	---	---	---	1,391	19	3,122.47	53,851.57	2.23	2.94	60101020

Number of Outstanding Securities	Nominal Value	Dividends [1]			Date of Last Coupon		Note	Shares	Closing price	% change	Previous closing price/date		Open price	Price min	Price max	Last price	Avg price	Last Bid [7]	Last Ask [7]	P/E after tax	Year	Volume	Trades	Transactions Value[8]	Company Mkt Value (thou. €)	Year low	Year high	Sector[4]	
		2021	2022	2023	Dividend [2]	Right																							
19,864,886	5.60	0.672	0.672	0.672	18/04/2024	02/07/2008	---	BANK OF GREECE (CR)	14	---	↘	14	05/06/2024	14	13.8	14	14	13.884	120@13.85	108@14.00	---	---	10,616	74	147,394.30	278,108.40	13.6	15.85	30101010
26,730,187	0.520	0.1	0.12	---	29/06/2023	01/08/2017	---	ELTON SA (CR)	1.786	0.11	P	1.784	05/06/2024	1.802	1.75	1.81	1.786	1.773	210@1.74	900@1.80	---	---	2,427	15	4,302.73	47,740.11	1.73	2.36	50205010
30,000,000	0.050	0.09	0.1	---	09/06/2023	11/06/2020	---	ENTERSOFT (CR)	7.83	---	↘	7.83	05/06/2024	7.83	7.83	7.84	7.83	7.83	2250@7.82	400@7.90	---	---	1,132	11	8,863.57	234,900.00	5.68	8.1	10101015
36,300,000	1.12	0.2186	---	---	14/09/2022	12/12/2007	---	THESSALONIKA WATER & SEWERAGE	3.16	2.60	P	3.08	05/06/2024	3.08	3.08	3.16	3.16	3.099	20@3.07	77@3.16	---	---	11,034	49	34,189.07	114,708.00	3.04	3.58	65102030
15,083,480	0.150	---	---	---	02/06/2010	29/01/2024	---	EUROCONSULTANTS S.A. (CR)	1.345	-1.82	€	1.37	05/06/2024	1.365	1.345	1.395	1.345	1.367	757@1.35	300@1.37	---	---	113,541	158	155,197.83	20,287.28	1.1	1.42	50205020
114,320,400	0.100	0.01	---	---	26/11/2021	05/08/2019	---	IKTINOS HELLAS SA (CR)	0.395	-0.88	€	0.3985	05/06/2024	0.3985	0.395	0.4	0.395	0.397	800@0.392	3000@0.403	---	---	59,198	65	23,519.94	45,156.56	0.394	0.599	50101035
8,636,132	0.450	---	0.02	---	17/07/2023	13/10/2014	---	ILYDA S.A. (CR)	1.67	-0.30	€	1.675	05/06/2024	1.675	1.645	1.685	1.67	1.675	200@1.66	131@1.67	11.98	2023	3,810	26	6,380.30	14,422.34	1.29	2.02	10101015
3,417,600	0.100	0.016	0.016	---	03/07/2023	02/04/2024	---	INTERWOOD-XYLEMPORIA (PR)	0.494	---	↘	0.494	05/06/2024	---	---	---	---	---	700@0.346	50@0.510	---	---	---	---	---	14,132.66	0.252	0.54	50101020
45,417,399	0.100	---	---	---	25/07/2008	02/04/2024	---	INTERWOOD-XYLEMPORIA (CR)	0.274	1.48	P	0.27	05/06/2024	0.274	0.268	0.274	0.274	0.271	1500@0.267	3012@0.274	---	---	42,686	39	11,574.52	14,132.66	0.261	0.3917	50101020
18,567,912	0.590	0.24	---	---	05/07/2023	26/01/2021	---	INTERLIFE G.C.I.(CR)	4.98	0.81	P	4.94	05/06/2024	4.98	4.9	4.98	4.98	4.952	1000@4.87	1588@4.98	6.75	2023	7,589	23	37,577.31	92,468.20	4.62	5.3	30302025
8,424,900	0.500	---	---	---	12/07/2010	04/07/2019	---	INTERTECH SA (CR)	1.145	-2.97	€	1.18	05/06/2024	1.185	1.145	1.19	1.145	1.173	67@1.15	576@1.19	19.85	2023	1,076	17	1,261.94	9,646.51	1.145	1.485	50205010
19,804,134	0.150	---	---	---	01/07/2004	06/11/2017	---	KEKROPS SA (CR)	1.465	4.64	P	1.4	05/06/2024	1.43	1.4	1.54	1.465	1.486	289@1.45	2093@1.49	-(6)-	2023	17,559	74	26,099.15	29,013.06	1.365	1.965	35101010
40,219,218	0.260	---	---	---	29/08/2022	10/06/2019	---	KLOUKINAS - LAPPAS SA (CR)	1.68	2.13	P	1.645	05/06/2024	1.665	1.65	1.68	1.68	1.669	100@1.66	83@1.68	---	---	19,217	44	32,066.46	67,568.29	1.425	1.825	50101010
11,510,102	0.890	---	---	---	24/06/2005	06/10/1999	---	NAFPAKTOS TEXTILE (CR)	0.94	-0.21	€	0.942	05/06/2024	0.92	0.906	0.942	0.94	0.918	132@0.912	640@0.940	---	---	3,733	29	3,428.66	10,819.50	0.9	1.34	55101020
21,224,340	0.420	0.02	---	---	06/09/2022	25/04/2006	---	KORDELLOS BROS SA (CR)	0.514	0.78	P	0.51	05/06/2024	0.51	0.5	0.516	0.514	0.507	370@0.500	1384@0.514	---	2023	1,851	10	938.76	10,909.31	0.5	0.684	55102010
33,065,136	0.380	0.2001	0.2004	---	24/08/2023	16/09/2013	---	KRI-KRI S.A. (CR)	11	-1.79	€	11.2	05/06/2024	11.15	11	11.2	11	11.154	543@11.00	2900@11.15	11.27	2023	11,707	75	130,581.35	363,716.50	9.58	12.3	45102020
7,595,160	0.600	---	---	---	10/09/2019	18/08/2010	---	KIRIAKOULIS SHIPPING SA (CR)	1.245	1.22	P	1.23	05/06/2024	1.23	1.21	1.245	1.245	1.226	500@1.21	600@1.25	---	---	6,717	39	8,234.02	9,455.97	0.95	1.65	40501015
6,200,000	0.500	---	---	---	22/06/2010	01/11/1995	---	MINERVA KNITWEAR (CR)	0.505	2.64	P	0.492	05/06/2024	0.492	0.492	0.505	0.505	0.499	260@0.492	790@0.505	---	---	1,700	8	848.90	3,131.00	0.486	0.98	40204020
5,939,268	0.620	---	---	---	10/07/2003	03/01/2002	---	LANAKAM SA (CR)	0.985	---	↘	0.985	05/06/2024	---	---	---	---	---	440@0.895	1300@0.960	---	---	---	---	---	5,850.18	0.9	1.18	40401020
9,819,370	0.500	---	---	---	14/08/2007	09/01/2004	---	MATHIOS REFRACTORY SA (CR)	0.926	---	↘	0.926	05/06/2024	---	---	---	---	---	90@0.864	95@0.930	---	---	---	---	---	9,092.74	0.82	1.3	55101000
30,150,000	0.360	0.0401	0.0908	0.122	28/05/2024	25/04/2019	---	MOTODYNAMICS S.A. (CR)	2.89	-0.34	€	2.9	05/06/2024	2.92	2.85	2.94	2.89	2.873	277@2.85	381@2.89	---	---	2,550	22	7,325.80	87,133.50	2.83	3.34	40401030
43,200,000	1.00	0.0824	---	---	07/09/2022	13/09/2023	---	MPLE KEDROS (CR)	3.38	---	↘	3.38	05/06/2024	3.34	3.33	3.38	3.38	3.355	49@3.38	500@3.40	---	---	7,081	43	23,757.18	146,016.00	3.2	3.4	35102000
8,321,682	0.670	---	---	---	17/08/2007	23/11/1999	---	N. LEVENTERIS (CR)	0.308	-0.65	€	0.31	05/06/2024	0.308	0.308	0.308	0.308	0.308	1000@0.300	210@0.308	---	2023	1,000	2	308.00	3,198.27	0.27	0.4	55102010
2,160,524	0.670	---	---	---	03/12/2018	23/11/1999	---	N. LEVENTERIS (PR)	0.294	-7.55	€	0.318	05/06/2024	0.348	0.286	0.348	0.294	0.292	1000@0.278	499@0.294	---	2023	3,141	13	917.13	3,198.27	0.26	0.41	55102010
10,080,000	3.00	1.5	1.45	1.3	14/05/2024	27/08/2001	---	TPA SA (CR)	21.5	---	↘	21.5	05/06/2024	21.3	21.3	21.5	21.5	21.484	14@21.40	300@21.60	---	---	128	7	2,750.00	216,720.00	21	23.5	50206060
25,000,000	2.00	0.628	1.04	---	07/08/2023	08/08/2003	---	P.P.A. S.A. (CR)	25.95	0.39	P	25.85	05/06/2024	25.65	25.65	25.95	25.95	25.823	50@25.60	1000@26.00	9.71	2023	4,348	69	112,279.15	648,750.00	23	28.8	50206060
4,971,466	1.46	---	---	---	04/07/2007	08/10/2003	---	PAIRIS SA (CR)	1.1	-1.35	€	1.115	05/06/2024	1.08	1.08	1.1	1.1	1.08	550@1.07	355@1.10	---	---	505	4	545.50	5,468.61	1.04	1.71	50203030
27,098,594	0.540	0.05	0.0401	0.0702	19/04/2024	14/01/2021	---	PAPOUTSANIS (CR)	2.52	1.61	P	2.48	05/06/2024	2.42	2.42	2.52	2.52	2.48	762@2.52	500@2.58	16.73	2023	5,427	34	13,461.35	68,288.46	2.2	2.73	45201020
7,070,400	0.930	0.3242	0.2593	0.8645	15/04/2024	06/05/2016	---	PETROPOULOS PETROS (CR)	8.46	-0.47	€	8.5	05/06/2024	8.68	8.46	8.76	8.5	8.548	200@8.42	1142@8.50	---	---	5,450	72	46,584.92	59,815.58	8.22	10.65	50206015
43,741,452	0.660	0.2723	0.2629	0.2388	03/06/2024	01/11/1999	---	THRACE PLASTICS SA (CR)	3.93	-0.88	€	3.965	05/06/2024	3.965	3.9	3.995	3.93	3.923	500@3.91	300@3.97	---	---	35,532	163	139,388.07	171,903.91	3.8	4.595	50203015
21,912,599	0.300	---	0.048	0.0485	20/05/2024	23/02/2007	---	REVOIL (CR)	1.685	-0.88	€	1.7	05/06/2024	1.705	1.68	1.71	1.685	1.691	2350@1.65	1050@1.68	---	---	11,125	41	18,815.13	36,922.73	1.49	1.94	60101020
13,582,223	1.35	---	---	---	24/06/2008	02/02/2016	---	SIDMA STEEL (CR)	1.83	-2.40	€	1.875	05/06/2024	1.88	1.76	1.88	1.83	1.813	1@1.80	61@1.83	---	---	6,084	48	11,027.35	24,855.47	1.76	2.4	55102010
40,693,350	5.00	---	---	---	03/07/2006	26/05/2015	---	TECHNICAL OLYMPIC SA (CR)	2.6	1.56	P	2.56	05/06/2024	2.56	2.54	2.61	2.6	2.573	580@2.54	34@2.60	---	---	7,970	76	20,503.10	105,802.71	2.49	3.05	40202010
3,048,000	0.300	---	---	---	06/07/2007	01/06/2021	---	TZIRAKIAN PROFIL (CR)	1.49	-0.33	€	1.495	05/06/2024	1.495	1.49	1.52	1.49	1.503	200@1.45	27@1.49	---	2023	2,572	16	3,865.43	4,541.52	1.445	1.925	55102010
8,340,750	1.16	---	---	---	25/06/2009	17/09/2018	---	HAIDEMENOS SA (CR)	0.615	-5.38	€	0.65	05/06/2024	0.63	0.615	0.63	0.615	0.617	142@0.615	5@0.630	---	2023	154	8	95.04	5,129.56	0.555	0.92	50205030

Main Market - Low Liquidity Class

50,014,177	0.050	---	---	---	04/06/2008	27/03/2023	---	ATTICA BANK S.A. (CR)	11.3	---	↘	11.3	05/06/2024	---	---	---	---	---	26@11.05	1761@11.25	---	---	---	---	---	565,160.20	10.7	12	30101010
175,797,803	0.040	---	---	---	01/07/2008	21/02/2020	---	AVE (CR)	0.46	1.10	P	0.455	05/06/2024	0.45	0.447	0.464	0.464	0.455	5@0.440	50@0.458	---	---	12,350	20	5,616.03	80,866.99	0.428	0.542	40301010

Number of Outstanding Securities	Nominal Value	Dividends [1]			Date of Last Coupon		Note	Shares	Closing price	% change	Previous closing price/date		Open price	Price min	Price max	Last price	Avg price	Last Bid [7]	Last Ask [7]	P/E after tax	Year	Volume	Trades	Transactions Value[8]	Company Mkt Value (thou. €)	Year low	Year high	Sector[4]	
		2021	2022	2023	Dividend [2]	Right																							
11,869,224	0.540	0.136	0.15	---	03/07/2023	30/08/2019	---	FLEXOPACK SA (CR)	7.7	---	↘	7.7	05/06/2024	---	---	---	---	400@7.80	400@8.00	---	---	---	---	---	91,393.02	7.55	8.65	50203030	
468,700		3.42	4.06	---	22/12/2023	21/05/2004	---	MERMEREN KOMB. A.D. PR. (GDR)	47	---	↘	47	05/06/2024	---	---	---	---	10@42.80	98@49.00	1.61	2023	---	---	---	22,028.90	42.2	50	55102000	
57,434,884	1.17	---	---	---	05/06/2008	12/06/2009	---	REDS S.A. (CR)	2.7	---	↘	2.7	05/06/2024	---	---	---	---	1000000@2.70	7083@2.96	---	---	---	---	---	155,074.19	2.25	2.74	35101010	
244,669,638	0.500	0.02	0.03	---	23/06/2023	28/12/2023	---	TRASTOR REAL EST. INV. CO.(CR)	1.11	---	↘	1.11	05/06/2024	1.2	1.2	1.2	1.2	1.2	100@1.13	581@1.20	---	---	1	1	1.20	271,583.30	1.1	1.42	35102000
15,300,000	0.300	---	---	---	30/07/2009	13/12/1999	---	ATTICA PUBLICATIONS SA (CR)	0.418	---	↘	0.418	05/06/2024	---	---	---	---	10@0.378	1039@0.418	---	---	---	---	---	6,395.40	0.292	0.452	40301030	
15,000,000	0.300	---	---	---	06/07/2007	18/07/2000	---	DAIOS PLASTICS SA (CR)	3.62	-1.63	↗	3.68	05/06/2024	3.34	3.34	3.68	3.68	3.492	94@3.68	10@3.68	---	---	486	12	1,697.06	54,300.00	3.18	4.18	50203015
3,307,500	0.210	---	0.4	---	13/10/2023	30/11/2022	---	ELVE SA (CR)	5.25	---	↘	5.25	05/06/2024	---	---	---	---	300@5.00	34@5.25	9.80	2023	---	---	---	17,364.38	4.7	5.45	40204020	
86,735,980	0.310	---	---	---	06/07/2009	07/09/2023	---	ATHENS MEDICAL CENTER SA (CR)	1.55	-1.90	↗	1.58	05/06/2024	1.595	1.525	1.6	1.55	1.556	30@1.53	56@1.55	---	---	4,822	28	7,504.38	134,440.77	1.525	2.03	20101025
2,760,000	11.83	11	11.8	12.4	03/06/2024	16/07/1990	---	KARELIA (CR)	340	---	↘	340	05/06/2024	334	334	334	334	334	18@324.00	52@340.00	---	---	4	1	1,336.00	938,400.00	324	350	45103010
6,700,000	0.800	0.047	0.047	---	23/08/2023	29/05/2014	---	MILLS KEPENOS (CR)	2	---	↘	2	05/06/2024	---	---	---	---	133@1.80	45@2.00	21.47	2023	---	---	---	13,400.00	1.73	2.26	45102020	
18,017,472	0.360	---	---	---	09/09/2022	28/08/2017	---	KTIMA KOSTAS LAZARIDIS SA (CR)	1.79	-2.19	↗	1.83	05/06/2024	1.72	1.72	1.79	1.79	1.789	1050@1.74	2000@1.80	---	---	2,679	7	4,792.26	32,251.27	1.64	1.9	45101015
21,364,000	1.12	---	0.4	---	21/08/2023	08/03/2023	---	LAMPSPA HOTEL SA (CR)	36.4	-1.09	↗	36.8	05/06/2024	36.4	36.4	36.4	36.4	36.4	50@36.40	5@37.00	---	---	50	1	1,820.00	777,649.60	28.4	39.8	40501025
32,188,050	1.04	---	---	---	21/07/2008	20/01/2000	---	MOUZAKIS (CR)	0.7	---	↘	0.7	05/06/2024	---	---	---	---	175@0.700	40@0.720	---	---	---	---	---	22,531.64	0.67	0.92	55101020	
6,340,000	0.600	0.17	0.1	0.2	11/12/2023	11/01/2024	---	NAKAS MUSIC	2.72	-3.55	↗	2.82	05/06/2024	2.74	2.62	2.78	2.72	2.72	100@2.70	24@2.80	---	---	376	19	1,022.54	17,244.80	2.54	3.16	40401030
27,379,200	0.980	---	0.45	---	01/08/2023	29/08/2022	---	CRETE PLASTICS SA (CR)	15.7	---	↘	15.7	05/06/2024	15.8	15.8	15.8	15.8	15.8	500@15.10	228@15.80	---	---	2	1	31.60	429,853.44	14.4	16.4	50203015
255,494,534	2.71	0.279	0.255	0.11	11/12/2023	30/09/2021	---	PRODEA (CR)	7.8	---	↘	7.8	05/06/2024	7.8	7.8	8	8	7.803	641@7.80	141@8.00	---	---	60	2	468.20	1,992,857.37	7	8	35102000
4,181,450	0.500	---	---	---	21/08/2000	05/03/2002	---	FLOUR MILLS SARANTOPOULOS SA	1.07	---	↘	1.07	05/06/2024	---	---	---	---	---	---	1000@1.17	---	---	---	---	---	4,474.15	0.965	1.12	45102020

Exchange Traded Funds (ETFs)

934,675	---	---	---	---	15/06/2016	---	ALPHA ETF FTSE Athex Large Cap	35.72	0.62	↗	35.5	05/06/2024	35.5	35.5	35.96	35.72	35.83	14@35.72	100@38.00	---	---	2,941	27	105,377.22	---	31.58	38	12003
---------	-----	-----	-----	-----	------------	-----	--------------------------------	-------	------	---	------	------------	------	------	-------	-------	-------	----------	-----------	-----	-----	-------	----	------------	-----	-------	----	-------

Surveillance

89,078,604	0.040	---	---	---	07/07/2010	16/01/2024	5160	FRIGOGLASS SA (CR)	0.23	---	↘	0.23	05/06/2024	0.23	0.23	0.23	0.23	0.23	500@0.226	11900@0.230	---	2023	84,958	41	19,540.34	20,488.08	0.23	0.44	50204000
65,326,268	0.530	---	---	---	04/07/2007	19/07/2006	4750	SATO SA (CR)	0.034	---	↘	0.034	05/06/2024	0.034	0.034	0.034	0.034	0.034	8000@0.031	9743@0.034	---	---	13,257	3	450.74	2,221.09	0.027	0.067	40202015
13,191,620	0.620	---	---	---	04/08/2010	09/09/2002	5232	YALCO - CONSTANTINOU (CR)	0.162	---	↘	0.162	05/06/2024	0.178	0.178	0.178	0.178	0.178	---	4990@0.178	---	---	10	1	1.78	2,137.04	0.146	0.208	40202020
17,579,754	4.16	---	---	---	18/08/2006	02/08/2010	---	BIOTER SA (CR)	0.278	---	↘	0.278	05/06/2024	0.27	0.27	0.27	0.27	0.27	137@0.270	7000@0.282	---	---	37	2	9.99	4,887.17	0.2	0.436	50101010
54,654,600	0.050	---	---	---	01/07/1998	30/12/2022	5275	VIS SA (CR)	0.153	---	↘	0.153	05/06/2024	0.148	0.148	0.148	0.148	0.148	400@0.148	---	---	2023	50	1	7.40	8,362.15	0.148	0.288	50203030
51,754,364	0.300	---	---	---	23/12/2003	24/01/2007	5197	SELECTED TEXT. IND. ASSOC (CR)	0.14	---	↘	0.14	05/06/2024	---	---	---	---	---	6110@0.127	33471@0.140	---	---	---	---	---	7,245.61	0.108	0.164	55101020
15,842,391	1.51	---	---	---	15/07/2009	12/05/2000	5141	BITROS HOLDING SA (CR)	0.64	---	↘	0.64	05/06/2024	---	---	---	---	---	600@0.580	4000@0.635	---	---	---	---	---	10,139.13	0.41	0.755	55102010
24,319,250	0.300	---	---	---	09/07/2002	04/07/2007	5165	PROODEFTIKH SA (CR)	0.252	---	↘	0.252	05/06/2024	0.252	0.246	0.252	0.246	0.252	940@0.246	1500@0.252	---	---	4,060	3	1,022.76	6,128.45	0.246	0.4	50101010
28,438,268	0.070	---	---	---	21/08/2006	24/11/1999	5253	SPIROY AGRICULTURE SA (CR)	0.155	---	↘	0.155	05/06/2024	0.15	0.15	0.15	0.15	0.15	820@0.151	11380@0.170	---	---	700	2	105.00	4,407.93	0.14	0.252	45102010
1,011,000	1.00	---	---	---	01/07/2004	11/12/2012	5193	TRIA ALFA SA (CR)	5.9	---	↘	5.9	05/06/2024	---	---	---	---	---	145@5.45	619@5.90	---	2023	---	---	---	5,964.90	5.35	8.95	55101020

Suspension Status

12,417,000	0.310	---	---	---	27/08/2019	28/08/2017	5233	MLS MULTIMEDIA SA (CR)	0.57	---	↘	0.57	12/05/2020	---	---	---	---	---	---	---	---	---	---	---	---	---	7,077.69	0.57	0.57	10101015
6,330,002	0.300	---	---	---	25/06/2002	15/03/2019	5278	VARVARESSOS (CR)	0.24	---	↘	0.24	02/05/2023	---	---	---	---	---	---	---	---	---	---	---	---	---	1,519.20	0.24	0.24	55101020
3,961,300	1.28	---	---	---	29/06/2004	03/08/2000	5248	DUROS SA (CR)	0.25	---	↘	0.25	24/04/2023	---	---	---	---	---	---	---	---	---	---	---	---	---	990.33	0.25	0.25	40204020
7,125,216	0.650	---	---	---	01/07/2005	14/12/1999	4955	KRE.KA SA (CR)	0.28	---	↘	0.28	06/04/2023	---	---	---	---	---	---	---	---	---	---	---	---	---	1,995.06	0.28	0.28	45102010
7,734,375	1.00	---	---	---	09/07/2007	07/01/2011	5277	LIVANIS SA (CR)	0.125	---	↘	0.125	28/04/2023	---	---	---	---	---	---	---	---	---	---	---	---	---	966.80	0.125	0.125	40301030
10,203,575	0.730	---	---	---	16/07/2007	18/10/1999	---	FIERATEX SA (CR)	0.359	---	↘	0.359	30/04/2024	---	---	---	---	---	---	---	---	---	---	---	---	---	3,663.08	0.335	0.538	55101020

Shares' Notes

Code	Note text
()	- Adjusted dividends.
*	- Last adjusted closing price.
[1]	- Net dividends.
[2]	- The "Date of Last Coupon" for New listings refers to the date company's stocks started to trade in Athex
[3]	- The Company Market Value is referred to the number of outstanding shares
[4]	- Sectors codification can be found in Appendix A
[5]	- The Market Value refers to the total number of shares listed (including their several classes) in the exchange by the company.
[6]	- P/E greater than 100
[7]	- Last view of the Order Book before the end of the trading session
[8]	- All Blocks Methods' Transactions Value are included.
4750	- Transfer to the Under Surveillance Category from 8/4/2011.
4955	- Transfer to the Surveillance Category as from 5/4/2013.
5093	- Transfer to the Surveillance Category as of 8/4/2015.
5141	- Transfer to the Surveillance Category as of 10/05/2017.
5160	- Transfer to the Surveillance Category as of 15/04/2016.
5165	- Transfer to the Surveillance Category as of 15/02/2018.
5193	- Transfer to the Surveillance Category as of 25/10/2018.
5197	- Transfer to the Surveillance Category as of 07/11/2018.
5232	- Transfer to the Under Surveillance Category from 08/04/2011.
5233	- Suspension of trading as of 13/05/2020.
5248	- Transfer to the Surveillance Category as of 06/09/20116.
5253	- Transfer to the Surveillance Category as of 14/5/2021.
5275	- Transfer to the Surveillance Category as of 09/07/2020.
5277	- Suspension of trading as of 02/05/2023.
5278	- Suspension of trading as of 03/05/2023.

Securities Blocks Details

Securities	Block Volume	Price	Block Trade Value	Time of approval	Note
PIRAEUS FINANCIAL HOLD (CR)	100,000	3.80	380,000.00	10:38:14	20
EUROBANK HOLDINGS (CR)	498,652	2.07	1,030,713.68	10:41:41	20
PIRAEUS FINANCIAL HOLD (CR)	500,000	3.80	1,900,000.00	10:46:37	20
CENERGY HOLDINGS (CB)	48,914	9.10	445,117.40	12:05:04	20
PIRAEUS FINANCIAL HOLD (CR)	250,000	3.80	950,000.00	12:11:50	20
GEK TERNA (CR)	20,000	17.00	340,000.00	12:57:23	20
PIRAEUS FINANCIAL HOLD (CR)	100,000	3.80	380,300.00	12:58:36	20
PPC (CR)	49,000	11.29	553,210.00	13:15:50	20
ALPHA SERVICES HOLD (CR)	300,000	1.62	484,950.00	13:26:05	20
ALPHA SERVICES HOLD (CR)	350,000	1.62	567,000.00	13:52:54	20
CENERGY HOLDINGS (CB)	50,000	9.14	457,000.00	14:31:56	20
PIRAEUS FINANCIAL HOLD (CR)	150,000	3.80	569,250.00	15:14:40	20
PIRAEUS FINANCIAL HOLD (CR)	402,342	3.77	1,518,438.71	15:42:47	20
CENERGY HOLDINGS (CB)	50,000	9.14	457,000.00	16:27:12	20
EUROBANK HOLDINGS (CR)	514,672	2.09	1,073,091.12	16:50:27	20
PIRAEUS FINANCIAL HOLD (CR)	100,000	3.79	379,000.00	16:59:27	20
PIRAEUS FINANCIAL HOLD (CR)	100,000	3.79	379,000.00	17:01:57	20
PIRAEUS FINANCIAL HOLD (CR)	3,029,811	3.79	11,467,834.64	17:12:11	20
PIRAEUS FINANCIAL HOLD (CR)	587,205	3.79	2,226,094.16	17:13:03	20
PIRAEUS FINANCIAL HOLD (CR)	426,420	3.79	1,614,852.54	17:14:23	20
ALPHA SERVICES HOLD (CR)	1,792,963	1.60	2,867,844.32	17:17:19	20

Blocks Notes

- 9 - Method 6-1 / Special Fees
- 10 - Method 6-1 / Special Fees, SDS
- 14 - Method 6-3 / Settlement, Incomplete Buy and Sell
- 18 - Method 6-2 / SPOT 1
- 19 - Method 6-2 / SPOT 2
- 20 - Method 6-1 and Method 6-1 Same Day Settlement
- 21 - Other Pre-agreed

Shares Rights Details

Occured date	Exercise from	Exercise until	Trading until	Rights	Price min	Price max	Closing price	Last Bid	Last Ask	Volume	Trades	Transactions Value
-----------------	------------------	-------------------	------------------	--------	--------------	--------------	------------------	----------	----------	--------	--------	-----------------------

No Rights Transactions.

Forced Sales Details

Securities	Category of Security	Transactions Volume	Number of Trades	Transactions Value	Note
No Forced Transactions.					

Forced Sales Notes

- 1 - Compulsory Public Forced Sales
- 2 - Forced Sales of Fixed Registered Shares
- 3 - Forced Sales of Remaining Fractional Shares

Exchange Traded Funds (ETFs) Characteristics

	Transactions Date (T)	Creation / Redemption	Units (T-1)	New Units (T-1)	Redemption Units (T-1)	Units (T) [1]	Fund Assets [2]	Net Unit Price	Dividend per Unit	Dividend Date
ALPHA ETF FTSE Athex Large Cap	06/06/2024	5,000	934,675	---	---	934,675	33,094,560.00	35.4076	0.62	03/07/2023

Non Convertible Corporate Bonds - Regulated Market

Num Listed Bonds	Nominal price	Issue price	Today's Rate	Exp. Date	Duration (years)	Note	Coupon		Trading Unit	Corporate Bonds	Accrued Int.	Yield.T.Mat	Price min	Price max	Closing price	Previous closing price/date	Volume	Transactions Value	Last order		Date	ear min	Year max
							Common	Preferred											Price	Buy / Sell			
130,000	1,000.00	1,000.00	6.00	27/02/2029	5	---	1	---	1	INTRALOT S.A. (Non Convertible)	17.3333	5.7640	100.5100	101.3000	100.5267	100.8250 05/06/2024	29,000	29,708.57	100.5001	B	36/06/2024	100.0050	101.9000
320,000	1,000.00	1,000.00	3.40	21/07/2027	7	---	8	---	1	LAMDA DEVELOPMENT S.A. (Non Convertible)	13.2222	4.4580	95.4099	95.4100	95.4100	95.4100 05/06/2024	10,000	9,673.22	94.6100	B	36/06/2024	92.0000	97.1500
200,000	1,000.00	1,000.00	2.10	27/10/2027	7	---	8	---	1	O.P.A.P. S.A. (Non Convertible)	2.4500	3.9430	93.2100	93.5000	93.5000	93.9870 05/06/2024	20,000	18,737.40	93.2100	B	36/06/2024	90.5800	95.0000
200,000	1,000.00	1,000.00	1.90	23/03/2028	7	---	7	---	1	MOTOR OIL CORINTH REFINERIES SA (Non Convertible)	4.0111	3.9030	92.4400	92.5500	92.4879	92.4120 05/06/2024	33,000	30,653.36	92.3500	B	36/06/2024	90.5000	92.8000
100,000	1,000.00	1,000.00	2.95	11/02/2027	5	---	5	---	1	SAFE BULKERS PARTICIPATIONS PLC (Non Convertible)	9.7514	5.1790	---	---	---	93.8250 04/06/2024	---	---	93.7101	B	36/06/2024	93.3364	97.0000
230,000	1,000.00	1,000.00	4.70	12/07/2029	7	---	4	---	1	LAMDA DEVELOPMENT S.A. (Non convertible)	19.5833	4.3090	99.9990	99.9999	99.9998	99.3720 05/06/2024	11,000	11,215.40	99.7000	B	36/06/2024	98.3500	101.2000
100,000	1,000.00	1,000.00	4.40	26/07/2029	7	---	4	---	1	CPLP SHIPPING HOLDINGS PLC (Non Convertible)	16.6222	4.5830	97.5010	97.7500	97.6255	97.8330 05/06/2024	6,000	5,957.26	97.5000	B	36/06/2024	95.0948	100.2438
199,375	1,000.00	1,000.00	3.60	12/03/2026	7	---	11	---	1	AEGEAN AIRLINES S.A. (Non Convertible)	9.0000	3.5710	98.5000	98.8999	98.8999	98.4090 05/06/2024	15,000	14,965.98	98.1000	B	36/06/2024	97.1458	99.3000
150,000	1,000.00	1,000.00	2.60	22/10/2026	7	---	10	---	1	TERNA ENERGY FINANCE S.A. (Non Convertible)	3.5389	4.4740	94.6000	95.3990	94.7333	94.3300 05/06/2024	18,000	17,115.69	95.0000	B	36/06/2024	92.8293	95.8499
500,000	1,000.00	1,000.00	2.75	03/07/2027	7	---	8	---	1	GEK TERNA S.A. (Non Convertible)	12.1458	4.9130	92.4000	92.7000	92.7000	92.4050 05/06/2024	26,000	24,392.79	92.4100	B	36/06/2024	91.5500	94.0000
200,000	1,000.00	1,000.00	4.25	23/01/2029	5	---	1	---	1	AUTOHELLAS S.A. (Non Convertible)	16.4097	4.3090	99.5000	99.6000	99.5000	99.6690 05/06/2024	24,000	24,283.83	99.5000	B	36/06/2024	97.5000	101.0000
175,000	1,000.00	1,000.00	3.40	26/07/2024	5	---	10	---	1	ATTICA HOLDINGS S.A. (Non Convertible)	12.8444	8.1760	---	---	---	99.1560 05/06/2024	---	---	99.2010	B	36/06/2024	98.5000	99.8400
100,000	1,000.00	1,000.00	2.70	25/05/2026	5	---	7	---	1	COSTAMARE PARTICIPATIONS PLC (Non Convertible)	1.0500	4.3280	96.3499	96.3499	96.3499	96.0930 05/06/2024	1,000	964.55	96.1000	B	36/06/2024	94.2567	97.0000
300,000	1,000.00	1,000.00	2.30	20/07/2028	7	---	6	---	1	PRODEA REIC S.A.(Non Convertible)	8.9444	4.9110	89.8000	90.0000	89.8000	89.8200 05/06/2024	52,000	47,259.11	89.7510	B	36/06/2024	86.1234	92.3500
150,000	1,000.00	1,000.00	2.65	22/10/2026	5	---	6	---	1	CPLP SHIPPING HOLDINGS PLC (Non Convertible)	3.6069	4.9240	94.2500	94.8000	94.3500	94.7100 05/06/2024	11,000	10,418.18	94.2600	B	36/06/2024	93.0000	95.0000
250,000	1,000.00	1,000.00	2.45	16/11/2028	7	---	6	---	1	ELVALHALCOR S.A. (Non Convertible)	1.7014	4.4020	91.5000	91.9999	91.6000	91.5000 05/06/2024	44,000	40,360.86	90.5002	B	36/06/2024	88.4206	93.3241
120,000	1,000.00	1,000.00	2.65	06/12/2028	7	---	6	---	1	NOVAL PROPERTY REIC (Non Convertible)	0.2944	4.5530	91.0010	91.6500	91.6500	91.3000 05/06/2024	44,000	40,278.47	91.6000	B	36/06/2024	88.5000	93.2000
300,000	1,000.00	1,000.00	2.30	14/12/2028	7	---	5	---	1	GEK TERNA S.A. (Non Convertible)	11.4361	5.1260	88.4000	88.4000	88.4000	88.0000 05/06/2024	1,000	895.44	88.0000	B	36/06/2024	85.0000	90.9000

Corporate Bonds Notes

Transactions Volume = (Pieces) * (Nominal Price). Transactions Value = (Pieces) * (Nominal Price) * (price %) + (Accrued interest).
The price of a Bond is stated as a percentage (%) of Bond's Nominal Price.
Nominal Price in Euros (€), except if it is noted differently.

Non Convertible Corporate Bonds - Regulated Market

Num Listed Bonds	Nominal price	Issue price	Today's Rate	Exp. Date	Duration (years)	Note	Coupon		Trading Unit	Corporate Bonds	Accrued Int.	Yield.T.Mat	Price min	Price max	Closing price	Previous closing price/date	Volume	Transactions Value	Last order		ear min	Year max		
							Common	Preffered											Price	Buy / Sell			Date	
100,000	1,000.00	1,000.00	2.80	25/01/2027	5	---	5	---	1	PREMIA S.A. (Non Convertible)	10.6556	4.8610	---	---	---	94.3500	04/06/2024	---	---	93.2370	B	36/06/2024	90.9974	97.8048
500,000	1,000.00	1,000.00	4.00	10/07/2030	7	---	2	---	1	MYTILINEOS S.A. (Non Convertible)	16.8889	3.9080	99.6000	99.8500	99.7400	99.7170	05/06/2024	244,000	247,541.99	99.7200	B	36/06/2024	98.3001	100.6000
120,000	1,000.00	1,000.00	3.95	04/04/2025	7	---	13	---	1	GEK TERNA S.A. (Non Convertible)	7.3514	3.4620	99.7000	99.7000	99.7000	100.0320	05/06/2024	59,000	59,256.73	99.6510	B	36/06/2024	98.6000	100.1000
100,000	1,000.00	1,000.00	5.50	15/12/2028	5	---	1	---	1	IDEAL HOLDINGS S.A. (Non Convertible)	27.1944	4.8140	102.1000	102.1000	102.1000	102.0670	05/06/2024	2,000	2,096.39	101.8500	B	36/06/2024	100.6502	104.1000

Corporate Bonds Notes

Transactions Volume = (Pieces) * (Nominal Price). Transactions Value = (Pieces) * (Nominal Price) * (price %) + (Accrued interest).
The price of a Bond is stated as a percentage (%) of Bond's Nominal Price.
Nominal Price in Euros (€), except if it is noted differently.

Government Bonds

Number Listed Bonds	Nominal price	Today's Rate	Accrued Interest Calc	Exp. Date [1]	Duration (years)	Note	Coupons Date	Curr. coupon value	Trading Unit	Government Bonds	Price min	Price max	Closing price	Previous closing price/date	Volume	Transactions Value	Price	Last order Buy / Sell	Date
3,000,000	1,000.00	4.13	Actual/Actual	15/06/2054	30	---	15/06	4.13	1	GGB-FXD-150654-30Y-4.125-1.000	---	---	---	---	---	---	---	---	---
4,700,000	1,000.00	1.88	Actual/Actual	04/02/2035	15	---	04/02	1.88	1	GGB-FXD-040235-15Y-1.875-1.000	---	---	---	---	---	---	---	---	---
6,000,000	1,000.00	0.75	Actual/Actual	18/06/2031	10	---	18/06	0.75	1	GGB-FXD-180631-10Y-0.750-1.000	---	---	---	---	---	---	---	---	---
3,600,000	1,000.00	3.88	Actual/Actual	15/06/2028	5	---	15/06	3.88	1	GGB-FXD-150628-05Y-3.875-1.000	---	---	---	---	---	---	---	---	---
5,962,747,327	1.00	3.75	Actual/Actual	30/01/2028	10	---	/02 - 01/02 - 31/	3.75	1	GGB-FXD-300128-10Y-3.750-1.00	---	---	---	85.4610 13/07/2018	---	---	1.0000	B	28/11/2018
7,067,309,386	1.00	3.90	Actual/Actual	30/01/2033	15	---	/02 - 01/02 - 31/	3.90	1	GGB-FXD-300133-15Y-3.900-1.00	---	---	---	78.6730 13/07/2018	---	---	1.0000	B	28/11/2018
5,622,848,349	1.00	4.00	Actual/Actual	30/01/2037	19	---	/02 - 01/02 - 31/	4.00	1	GGB-FXD-300137-19Y-4.000-1.00	---	---	---	77.0370 13/07/2018	---	---	1.0000	B	28/11/2018
5,476,770,669	1.00	4.20	Actual/Actual	30/01/2042	24	---	/02 - 01/02 - 31/	4.20	1	GGB-FXD-300142-24Y-4.200-1.00	---	---	---	77.7640 13/07/2018	---	---	1.0000	B	28/11/2018
4,250,000	1,000.00	3.38	Actual/Actual	15/06/2034	10	---	15/06	3.38	1	GGB-FXD-150634-10Y-3.375-1.000	---	---	---	---	---	---	---	---	---
40,248,141	1.00	4.30	Actual/Actual	24/02/2025	13	---	24/02	4.30	1	GGB-FXD-240225-13Y-2.000-1.00	---	---	---	10.0000 22/06/2015	---	---	---	---	---
59,586,043	1.00	4.30	Actual/Actual	24/02/2026	14	---	24/02	4.30	1	GGB-FXD-240226-14Y-2.000-1.00	---	---	---	10.0000 22/06/2015	---	---	---	---	---
41,118,344	1.00	4.30	Actual/Actual	24/02/2027	15	---	24/02	4.30	1	GGB-FXD-240227-15Y-2.000-1.00	---	---	---	10.0000 22/06/2015	---	---	---	---	---
45,137,734	1.00	4.30	Actual/Actual	24/02/2028	16	---	24/02	4.30	1	GGB-FXD-240228-16Y-2.000-1.00	---	---	---	10.0000 22/06/2015	---	---	---	---	---
61,768,888	1.00	4.30	Actual/Actual	24/02/2029	17	---	24/02	4.30	1	GGB-FXD-240229-17Y-2.000-1.00	---	---	---	10.0000 22/06/2015	---	---	---	---	---
54,567,744	1.00	4.30	Actual/Actual	24/02/2030	18	---	24/02	4.30	1	GGB-FXD-240230-18Y-2.000-1.00	---	---	---	10.0000 22/06/2015	---	---	---	---	---
37,541,515	1.00	4.30	Actual/Actual	24/02/2031	19	---	24/02	4.30	1	GGB-FXD-240231-19Y-2.000-1.00	---	---	---	10.0000 22/06/2015	---	---	---	---	---
37,558,317	1.00	4.30	Actual/Actual	24/02/2032	20	---	24/02	4.30	1	GGB-FXD-240232-20Y-2.000-1.00	---	---	---	10.0000 22/06/2015	---	---	---	---	---
37,473,732	1.00	4.30	Actual/Actual	24/02/2033	21	---	24/02	4.30	1	GGB-FXD-240233-21Y-2.000-1.00	---	---	---	10.0000 22/06/2015	---	---	---	---	---
33,888,293	1.00	4.30	Actual/Actual	24/02/2034	22	---	24/02	4.30	1	GGB-FXD-240234-22Y-2.000-1.00	---	---	---	10.0000 22/06/2015	---	---	---	---	---
35,177,800	1.00	4.30	Actual/Actual	24/02/2035	23	---	24/02	4.30	1	GGB-FXD-240235-23Y-2.000-1.00	---	---	---	10.0000 22/06/2015	---	---	---	---	---
35,547,268	1.00	4.30	Actual/Actual	24/02/2036	24	---	24/02	4.30	1	GGB-FXD-240236-24Y-2.000-1.00	---	---	---	10.0000 22/06/2015	---	---	---	---	---
40,246,306	1.00	4.30	Actual/Actual	24/02/2037	25	---	24/02	4.30	1	GGB-FXD-240237-25Y-2.000-1.00	---	---	---	10.0000 22/06/2015	---	---	---	---	---
37,643,952	1.00	4.30	Actual/Actual	24/02/2038	26	---	24/02	4.30	1	GGB-FXD-240238-26Y-2.000-1.00	---	---	---	10.0000 22/06/2015	---	---	---	---	---
36,977,100	1.00	4.30	Actual/Actual	24/02/2039	27	---	24/02	4.30	1	GGB-FXD-240239-27Y-2.000-1.00	---	---	---	10.0000 22/06/2015	---	---	---	---	---
41,615,000	1.00	4.30	Actual/Actual	24/02/2040	28	---	24/02	4.30	1	GGB-FXD-240240-28Y-2.000-1.00	---	---	---	10.0000 22/06/2015	---	---	---	---	---
42,227,208	1.00	4.30	Actual/Actual	24/02/2041	29	---	24/02	4.30	1	GGB-FXD-240241-29Y-2.000-1.00	---	---	---	10.0000 22/06/2015	---	---	---	---	---
68,288,487	1.00	4.30	Actual/Actual	24/02/2042	30	---	24/02	4.30	1	GGB-FXD-240242-30Y-2.000-1.00	---	---	---	10.0000 22/06/2015	---	---	---	---	---
4,000,000	1,000.00	3.88	Actual/Actual	12/03/2029	10	---	12/03	3.88	1	GGB-FXD-120329-10Y-3.875-1.000	---	---	---	---	---	---	100.0000	B	15/10/2019
4,500,000	1,000.00	0.00	Actual/Actual	12/02/2026	5	---	12/02	0.00	1	GGB-FXD-120226-05Y-0.000-1.000	---	---	---	---	---	---	---	---	---
2,209,163	1,000.00	3.38	Actual/Actual	15/02/2025	7	---	15/02	3.38	1	GGB-FXD-150225-07Y-3.375-1.000	---	---	---	---	---	---	---	---	---
964,000	1,000.00	3.25	Actual/Actual	20/03/2025	6	---	20/03	3.25	1	GGB-FXD-200325-06Y-3.250-1.000	---	---	---	---	---	---	---	---	---
2,100,000	1,000.00	3.55	Actual/Actual	20/03/2026	7	---	20/03	3.55	1	GGB-FXD-200326-07Y-3.550-1.000	---	---	---	---	---	---	---	---	---
5,500,000	1,000.00	1.50	Actual/Actual	18/06/2030	10	---	18/06	1.50	1	GGB-FXD-180630-10Y-1.500-1.000	---	---	---	---	---	---	---	---	---
3,500,000	1,000.00	4.38	Actual/Actual	18/07/2038	15	---	18/07	4.38	1	GGB-FXD-180738-15Y-4.375-1.000	---	---	---	---	---	---	---	---	---

Government Bonds Notes

Transactions Volume = (Pieces) * (Nominal Price). Transactions Value = (Pieces) * (Nominal Price) * (price %) + (Accrued interest).

The Value of current coupon for the issues with NV 0.01 euro refers to NV 100 euros

FLR: Floating Interest Rate.

[1] - The Expiration Date of the interest bearing period and the Date for coupon payment.

Government Bonds

Number Listed Bonds	Nominal price	Today's Rate	Accrued Interest Calc	Exp. Date [1]	Duration (years)	Note	Coupons Date	Curr. coupon value	Trading Unit	Government Bonds	Price min	Price max	Closing price	Previous closing price/date	Volume	Transactions Value	Price	Last order Buy / Sell	Date
40,000	1,000.00	4.67	FLR	Actual/360	18/09/2024	1	---	18/09 - 19/03	---	1	GGB-FLT-180924-01Y-4.670-1.000	---	---	---	---	---	---	---	---
5,364,250	1,000.00	3.25		Actual/Actual	20/03/2050	30	---	20/03	3.25	1	GGB-FXD-200350-30Y-3.250-1.000	---	---	---	---	---	---	---	---
3,924,361	1,000.00	2.00		Actual/Actual	22/04/2027	7	---	22/04	2.00	1	GGB-FXD-220427-07Y-2.000-1.000	---	---	---	---	---	99.9000	B	22/04/2020
2,500,000	1,000.00	1.88		Actual/Actual	23/07/2026	7	---	23/07	1.88	1	GGB-FXD-230726-07Y-1.875-1.000	---	---	---	---	---	---	---	---
4,900,000	1,000.00	4.25		Actual/Actual	15/06/2033	10	---	15/06	4.25	1	GGB-FXD-150633-10Y-4.250-1.000	---	---	---	---	---	---	---	---
3,500,000	1,000.00	1.88		Actual/Actual	24/01/2052	30	---	24/01	1.88	1	GGB-FXD-240152-30Y-1.875-1.000	---	---	---	---	---	---	---	---
3,700,000	1,000.00	1.75		Actual/Actual	18/06/2032	10	---	18/06	1.75	1	GGB-FXD-180632-10Y-1.750-1.000	---	---	---	---	---	---	---	---
2,200,000	1,000.00	1.13	FLR	Actual/360	15/12/2027	5	---	- 15/12 - 15/03 -	---	1	GGB-FLT-151227-05Y-1.130-1.000	---	---	---	---	---	102.1600	B	30/12/2022

Government Bonds Notes

Transactions Volume = (Pieces) * (Nominal Price). Transactions Value = (Pieces) * (Nominal Price) * (price %) + (Accrued interest).
The Value of current coupon for the issues with NV 0.01 euro refers to NV 100 euros
FLR: Floating Interest Rate.
[1] - The Expiration Date of the interest bearing period and the Date for coupon payment.

Treasury Bills & Zero Coupon Government Bonds

	13-Week Maturity									26-Week Maturity								52-Week Maturity									
Issue Date	Exp. Date	Initial Rate	Num Listed Bonds	Nominal price	Issue price	Last Trade Price	Last Trade Date	Volume Traded	Note	Exp. Date	Initial Rate	Num Listed Bonds	Nominal price	Issue price	Last Trade Price	Last Trade Date	Volume Traded	Note	Exp. Date	Initial Rate	Num Listed Bonds	Nominal price	Issue price	Last Trade Price	Last Trade Date	Volume Traded	Note
09/06/2023	---	---	---	---	---	---	---	---	---	---	---	---	---	---	---	---	---	---	07/06/2024	3.84	1,600,000	1,000.00	962.60	---	---	---	---
08/09/2023	---	---	---	---	---	---	---	---	---	---	---	---	---	---	---	---	---	---	06/09/2024	3.81	812,500	1,000.00	962.90	---	---	---	---
08/12/2023	---	---	---	---	---	---	---	---	---	---	---	---	---	---	---	---	---	---	06/12/2024	3.70	600,000	1,000.00	963.90	---	---	---	---
08/03/2024	---	---	---	---	---	---	---	---	---	---	---	---	---	---	---	---	---	---	07/03/2025	3.73	812,500	1,000.00	963.70	---	---	---	---

Bonds in Circulation	Currency / Min nominal traded Value	Coupons Payment Date	Current Coupon Value	Note	Coupon	Trading Unit	Issue Date	Duration (years)	Today's Interest	A.I.C in days	Bonds	Last price of previous days		Last Outcry in Cash (euro)			Trades in	Life	Life
														Price	Buy / Sell	Date	Pieces	min	Max
Corporate Bonds in Foreign Currency and Euro																			
103,746	GBP / 10	01/12	0.25	---	65	1	01/12/1930	98	2.5	360	National Mortgage Bank	2.27	05/02/1996	2.27	S	05/02/1996	---	2.27	2.27
0	GBP / 10	01/12	0.25	---	67	1	01/12/1928	100	2.5	360	National Mortgage Bank	---	---	---	---	---	---	---	---

Government Bonds Notes

A.I.C: Accrued Interest Calculation base.
FLR: Floating Interest Rate.
The minimum tradeable Nominal Value for all Demeterialised Government Titles is 100 Euros.
(μτφρ-0)

Athex & ATHEXClear Members List

Member Name			Stock Market			Derivatives Market		ATHEXClear Member	
Address	Phone	Fax	Market Member	Remote Member	Market Maker	Proprietary	Market Maker	General Clearing	Direct Clearing
A. SARRIS SECURITIES S.A.			a						
6, ΔΡΑΓΑΤΣΑΝΙΟΥ 6 ATHINA	2103367700								
AEONIC SECURITIES C.I.F. P.L.C.			a						
, ΛΑΪΟΥ 6, ΓΡ. 301B, ANNA COURT	35725337600								
ALPHA BANK S.A.								a	
, ΣΤΑΔΙΟΥ 40 ATHINA	2103260000								
ALPHA FINANCE INVESTMENT SERVICES SINGLE MEMBER SA			a		a	a	a		a
5, ΠΑΝΕΠΙΣΤΗΜΙΟΥ 45 ATHINA	2103677400								
ARGUS STOCKBROKERS LTD			a	a		a			
25 , 25 ΛΕΩΦΟΡΟΣ ΔΗΜΟΣΘΕΝΗ ΣΕΒΕΡΗ	0035722717000								
ATHLOS CAPITAL INVESTMENT SERVICES LTD				a					
, 17 STASINOU AVENUE,BEDIZIA TOWER, 6TH & 7TH FL.	35722110777								
ATLANTIC SECURITIES LTD			a	a					
37, ΠΡΟΔΡΟΜΟΥ 37	0035722445400								
AXON SECURITIES S.A.			a			a			
48, ΣΤΑΔΙΟΥ 48 ATHINA	2103363800								
BETA SECURITIES S.A.			a		a	a			a
29 , Λ.ΛΕΞΑΝΔΡΑΣ 29 ATHINA	210 6478900								
BNP PARIBAS S.A.								a	
, ΛΑΜΨΑΚΟΥ 2 ATHINA	2107468525								
BOFA SECURITIES EUROPE SA			a	a					
, 51 RUE LA BO?TIE	+33 153655555								
CAPITAL SECURITIES S.A.			a			a			
58, ΜΗΤΡΟΠΟΛΕΩΣ 58 ATHINA	2103369700								
CITIGROUP GLOBAL MARKETS EUROPE AG			a	a					
16, REUTERWEG 16	+49 691366-0								
CITIGROUP GLOBAL MARKETS LIMITED			a						
1, 33 CANADA SQUARE -CANARY WHARF	+44 02079864000								
CREDIT SUISSE BANK (EUROPE), S.A.			a						
, CALLE AYALA 42, 3A PLANTA-B MADRID	+34917916000								
CREDIT SUISSE SECURITIES (EUROPE) LIMITED			a						
1 , ONE CABOT SQUARE LONDON	+44 2078888888								
CYCLOS SECURITIES S.A.			a			a			
39, ΧΑΡΙΛΑΟΥ ΤΡΙΚΟΥΠΗ 6-8-10 ATHINA	2103364300								
DEUTSCHE BANK S.A.				a					
1 , GREAT WINCHESTER STREET LONDON	+44 20 754 54209	00441133361437							
EUROBANK EQUITIES INVESTMENT FIRM SINGLE MEMBER SA			a		a	a	a		a
, ΦΙΛΕΛΛΗΝΩΝ 10 & ΞΕΝΟΦΩΝΤΟΣ 13 ATHINA	2103720425								
EUROBANK S.A.								a	
, ΟΘΩΝΟΣ 8 ATHINA	2144043907								
EUROCORP INVESTMENT SERVICES S.A.			a			a			a
14, ΠΛ.ΦΙΛΙΚΗΣ ΕΤΑΙΡΕΙΑΣ 14 ATHINA	2107263600								
EUROTRUST INVESTMENT FIRM SA			a						
113, ΣΕΒΑΣΤΟΥΠΟΛΕΩΣ 113 ATHINA	2103363100								
EUROXX SECURITIES S.A.			a		a	a	a		a
7, ΠΑΛΑΙΟΛΟΓΟΥ CHALANDRI	(210)-6879400	(210)-6879401							
7, PALEOLOGOU CHALANDRI	+30 2106879400	210-6879401							
FREEDOM FINANCE EUROPE LTD			a	a					
, ΧΡΙΣΤΑΚΗ ΚΡΑΝΟΥ 20	035725257786								
G. A. PERVANAS SECURITIES- INVESTMENT SERVICES S.A.			a						
7-9, ΣΟΦΟΚΛΕΟΥΣ 7-9 ATHINA	2103727200								
GLOBAL CAPITAL SECURITIES & FINANCIAL SERVICES LTD			a	a					
50, ΛΑΡΧΙΕΠΙΣΚΟΠΙΟΥ ΜΑΚΑΡΙΟΥ Γ50	0035722710710								
GREENPOST TRADING EUROPE LTD			a	a	a				
, ΚΙΜΩΝΟΣ 3, ACROPOLIS MANSIONS, 2ND FLOOR, FLAT/OFFICE 202	035722521389								
HELLENIC AMERICAN SECURITIES S.A.			a		a	a			a
27, ΑΝΔΡΕΑ ΠΑΠΑΝΔΡΕΟΥ 27 MAROUSI	2103311100								
HELLENIC BANK (INVESTMENTS) LTD				a					
, AVE.KYRIAKOU MATSI 31 - PO BOX 24747 NICOSIA	+357 22500100	357 22500110							
HSBC CONTINENTAL EUROPE								a	
109-111, Λ.ΜΕΣΟΓΕΙΩΝ 109-111	2106960000								
INDEX SECURITIES S.A.			a						
6, ΔΡΑΓΑΤΣΑΝΙΟΥ 6 ATHINA	2103213920								

Athex & ATHEXClear Members List

Member Name			Stock Market			Derivatives Market		ATHEXClear Member	
Address	Phone	Fax	Market Member	Remote Member	Market Maker	Proprietary	Market Maker	General Clearing	Direct Clearing
J. CHR. MAVRIKIS SECURITIES S.A.			a						
5, ΣΟΦΟΚΛΕΟΥΣ 5 ATHINA	2103216730								
KAPPA SECURITIES S.A.			a			a			
15, ΒΑΛΑΩΡΙΤΟΥ 15 ATHINA	2103678600								
KARAMANOF SECURITIES & INVESTMENT SERVICES S.A.			a						
2, ΠΛΑΤ.ΘΕΟΔΩΡΩΝ 2 ATHINA	2103212947								
LAIKI FINANCIAL SERVICES LTD			a						
26, AVE. VYRONOS NICOSIA	357 22367367	357 22718567							
LEON DEPOLAS SECURITIES S.A.			a		a	a			
1, ΧΡΗΣΤΟΥ ΛΑΔΑ 1 ATHINA	2103213276 -28								
MEGA EQUITY SECURITIES & FINANCIAL SERVICES PUBLIC LTD			a	a		a			
42-44, ΛΕΩΦ.ΓΡΙΒΑ ΔΙΓΕΝΗ 42-44	0035722711711								
MERIT SECURITIES S.A			a		a	a			a
5, ΣΟΦΟΚΛΕΟΥΣ 5 ATHINA	2141008814								
MERRILL LYNCH INTERNATIONAL			a						
2 , 2 KING EDWARD STREET LONDON	+44 20276281000								
N. CHRYSOCHOIDIS SECURITIES S.A.			a			a			a
7-9, ΣΟΦΟΚΛΕΟΥΣ 7-9 ATHINA	2103213913								
NATIONAL BANK OF GREECE S.A.			a		a	a		a	
86, ΑΙΟΛΟΥ STR. ATHINA	(210)-3341000	(210)-3228187							
68, ΑΚΑΔΙΜΙΑΣ STR. ATHINA	(210)-3328817	(210)-3328678							
NATIONAL SECURITIES SINGLE MEMBER SA			a		a	a	a		
66, ΛΕΩΦΟΡΟΣ ΑΘΗΝΩΝ 128-132 & ΙΦΙΓΕΝΙΑΣ ATHINA	2103328784								
NUNTIUS BROKERAGE AND INVESTMENT SERVICES SINGLE MEMBER S.A.			a						
6, ΔΡΑΓΑΤΣΑΝΙΟΥ 6 ATHINA	2103350599								
ONE PLUS CAPITAL LIMITED			a	a					
, 75 PRODROMOU AVENUE NICOSIA 1307	35722873760								
OPTIMA BANK S.A.			a		a	a	a	a	
, ΑΙΓΙΑΛΕΙΑΣ 32 & ΠΑΡΑΔΕΙΣΟΥ MAROUSI	210 8173000								
PANCRETA BANK S.A								a	
, ΙΚΑΡΟΥ 5	2810338746								
PANTELAKIS SECURITIES S.A.			a		a	a	a		
57, ΕΘΝΙΚΗΣ ΑΝΤΙΣΤΑΣΕΩΣ 57, ΚΤΙΠΙΟ Β CHALANDRI	2106965000								
PIRAEUS BANK S.A.			a			a		a	
, ΑΜΕΡΙΚΗΣ 4 ATHINA	2103335000								
PIRAEUS SECURITIES S. A.			a		a	a	a		a
10, ΣΤΑΔΙΟΥ 10 ATHINA	2103354100								
PROCHOICE SECURITIES LTD			a	a					
57, ΛΕΩΦ.ΣΠΥΡΟΥ ΚΥΠΡΙΑΝΟΥ 57, ΑΚΙΝΗΤΑ Φ	035724661192								
SHARELINK SECURITIES & FINANCIAL SERVICES LTD			a			a			
6 , HOUSE-ΘΕΟΤΟΚΗ 6 ΜΕΓΑΡΟ ΕΛΛΗΝΑ	+357 22554200								
SOCIETE GENERALE S.A.			a	a		a			
, 17 COURS VALMY, CEDEX	+157290504								
SOLIDUS SECURITIES S.A			a			a			a
64, ΛΟΥΙΖΗΣ ΠΙΑΝΚΟΥΡ 64 ATHINA	2106900600								
ST. EM. LAVRENTAKIS SECURITIES S.A.			a			a			
7-9, ΣΟΦΟΚΛΕΟΥΣ 7-9 ATHINA	2103213336								
THE CYPRUS INVESTMENT & & SECURITIES CORPORATION LTD			a	a					
154, 1 AG. PROKOPIOU & POSIDONOS 1ST FLOOR	0035722121700								
UBS EUROPE SE			a	a					
, OPERNTURM, BOCKENHEIMER LANDSTRASSE 2-4	496921790								
UBS LIMITED				a					
1 , FINSBURY AVENUE LONDON	+44 2075687135								
VIGOR FINANCE INVESTMENT SERVICES S.A.			a			a			
, ΨΥΧΑΦΗ 14 Ν. PSYCHIKO	2106718400								

List of Stocks under Market Making operations

Securities		Stock Category
Market Maker	Start Market Making	
MLS MULTIMEDIA SA (CR)		Suspension Status
PIRAEUS SECURITIES S. A.	01/08/2019	
ALPHA ETF FTSE Athex Large Cap		Exchange Traded Funds (ETFs)
ALPHA FINANCE INVESTMENT SERVICES SINGLE MEMBER SA	02/01/1900	
NATIONAL SECURITIES SINGLE MEMBER SA	02/01/1900	
ADMIE (IPTO) HOLDING S.A. (CR)		Main Market
EUROBANK EQUITIES INVESTMENT FIRM SINGLE MEMBER SA	24/05/2021	
HELLENIC AMERICAN SECURITIES S.A.	09/03/2020	
PIRAEUS SECURITIES S. A.	29/06/2017	
AEGEAN AIRLINES (CR)		Main Market
EUROBANK EQUITIES INVESTMENT FIRM SINGLE MEMBER SA	22/09/2020	
ALPHA SERVICES HOLD (CR)		Main Market
ALPHA FINANCE INVESTMENT SERVICES SINGLE MEMBER SA	29/02/2016	
EUROBANK EQUITIES INVESTMENT FIRM SINGLE MEMBER SA	22/10/2006	
GREENPOST TRADING EUROPE LTD	12/06/2023	
HELLENIC AMERICAN SECURITIES S.A.	25/07/2014	
LEON DEPOLAS SECURITIES S.A.	04/01/2016	
MERIT SECURITIES S.A	03/09/2012	
NATIONAL SECURITIES SINGLE MEMBER SA	02/01/1900	
PIRAEUS SECURITIES S. A.	28/05/2009	
ALPHA TRUST HOLDINGS (CR)		Main Market
EUROBANK EQUITIES INVESTMENT FIRM SINGLE MEMBER SA	06/02/2023	
LEON DEPOLAS SECURITIES S.A.	04/01/2021	
ALUMIL (CR)		Main Market
PIRAEUS SECURITIES S. A.	31/07/2023	
ANDROMEDA SA (CR)		Main Market
BETA SECURITIES S.A.	15/02/2021	
OPTIMA BANK S.A.	03/04/2023	
ATHENS INTL AIRPORT (CR)		Main Market
PIRAEUS SECURITIES S. A.	03/06/2024	
ATTICA BANK S.A. (CR)		Main Market
EUROXX SECURITIES S.A.	22/01/2016	
AUSTRIACARD (CB)		Main Market
BETA SECURITIES S.A.	23/03/2023	
EUROBANK EQUITIES INVESTMENT FIRM SINGLE MEMBER SA	15/05/2023	
AUTOHELLAS SA (CR)		Main Market
ALPHA FINANCE INVESTMENT SERVICES SINGLE MEMBER SA	01/07/2019	
EUROXX SECURITIES S.A.	02/07/2018	
AVAX S.A. (CR)		Main Market
EUROBANK EQUITIES INVESTMENT FIRM SINGLE MEMBER SA	14/12/2015	
OPTIMA BANK S.A.	04/09/2023	
PIRAEUS SECURITIES S. A.	01/02/2021	
AVE (CR)		Main Market
EUROXX SECURITIES S.A.	05/06/2020	
BRIQ PROPERTIES (CR)		Main Market
EUROBANK EQUITIES INVESTMENT FIRM SINGLE MEMBER SA	09/09/2019	
LEON DEPOLAS SECURITIES S.A.	22/02/2021	
PIRAEUS SECURITIES S. A.	05/02/2024	
CC HBC AG (CR)		Main Market
BETA SECURITIES S.A.	08/03/2021	
NATIONAL SECURITIES SINGLE MEMBER SA	02/01/1900	
PIRAEUS SECURITIES S. A.	04/05/2015	
CENERGY HOLDINGS (CB)		Main Market
ALPHA FINANCE INVESTMENT SERVICES SINGLE MEMBER SA	02/01/2016	
EUROBANK EQUITIES INVESTMENT FIRM SINGLE MEMBER SA	02/01/2016	
OPTIMA BANK S.A.	14/03/2022	
PANTELAKIS SECURITIES S.A.	27/12/2022	
CNL CAPITAL (CR)		Main Market
MERIT SECURITIES S.A	01/10/2018	
DIMAND (CR)		Main Market
ALPHA FINANCE INVESTMENT SERVICES SINGLE MEMBER SA	08/08/2022	
EUROBANK EQUITIES INVESTMENT FIRM SINGLE MEMBER SA	08/08/2022	
PANTELAKIS SECURITIES S.A.	15/05/2023	
EKTER SA (CR)		Main Market
BETA SECURITIES S.A.	26/09/2022	
EUROBANK EQUITIES INVESTMENT FIRM SINGLE MEMBER SA	16/10/2017	
LEON DEPOLAS SECURITIES S.A.	21/05/2018	
ELASTRON (CR)		Main Market
LEON DEPOLAS SECURITIES S.A.	20/02/2017	

List of Stocks under Market Making operations

Securities	Stock Category
Market Maker	Start Market Making
ELLAKTOR (CR)	Main Market
ALPHA FINANCE INVESTMENT SERVICES SINGLE MEMBER SA	18/03/2019
EUROBANK EQUITIES INVESTMENT FIRM SINGLE MEMBER SA	01/06/2012
EUROXX SECURITIES S.A.	24/09/2018
NATIONAL SECURITIES SINGLE MEMBER SA	02/01/1900
PIRAEUS SECURITIES S. A.	22/10/2018
ELTON SA (CR)	Main Market
OPTIMA BANK S.A.	30/01/2023
ELVALHALCOR (CR)	Main Market
ALPHA FINANCE INVESTMENT SERVICES SINGLE MEMBER SA	07/05/2018
BETA SECURITIES S.A.	09/01/2023
EUROBANK EQUITIES INVESTMENT FIRM SINGLE MEMBER SA	07/05/2018
EUROBANK HOLDINGS (CR)	Main Market
ALPHA FINANCE INVESTMENT SERVICES SINGLE MEMBER SA	09/01/2006
EUROBANK EQUITIES INVESTMENT FIRM SINGLE MEMBER SA	01/06/2012
GREENPOST TRADING EUROPE LTD	12/06/2023
HELLENIC AMERICAN SECURITIES S.A.	25/07/2014
LEON DEPOLAS SECURITIES S.A.	30/11/2018
MERIT SECURITIES S.A	06/11/2017
NATIONAL SECURITIES SINGLE MEMBER SA	02/01/1900
PIRAEUS SECURITIES S. A.	28/09/2009
EUROCONSULTANTS S.A. (CR)	Main Market
EUROBANK EQUITIES INVESTMENT FIRM SINGLE MEMBER SA	22/07/2014
OPTIMA BANK S.A.	01/02/2023
EYDAP S.A. (CR)	Main Market
ALPHA FINANCE INVESTMENT SERVICES SINGLE MEMBER SA	27/01/2020
EUROBANK EQUITIES INVESTMENT FIRM SINGLE MEMBER SA	10/06/2019
FOURLIS (CR)	Main Market
EUROBANK EQUITIES INVESTMENT FIRM SINGLE MEMBER SA	01/12/2016
PIRAEUS SECURITIES S. A.	06/03/2017
GEK TERNA (CR)	Main Market
BETA SECURITIES S.A.	08/03/2021
EUROBANK EQUITIES INVESTMENT FIRM SINGLE MEMBER SA	24/05/2021
PIRAEUS SECURITIES S. A.	29/08/2019
GR. SARANTIS S.A. (CR)	Main Market
BETA SECURITIES S.A.	14/05/2012
EUROBANK EQUITIES INVESTMENT FIRM SINGLE MEMBER SA	24/10/2016
PIRAEUS SECURITIES S. A.	02/04/2024
HELLENIC EXCHANGES-A.S.E. (CR)	Main Market
HELLENIC AMERICAN SECURITIES S.A.	01/09/2014
NATIONAL SECURITIES SINGLE MEMBER SA	02/01/1900
PIRAEUS SECURITIES S. A.	04/05/2015
HELLENIQ ENERGY (CR)	Main Market
ALPHA FINANCE INVESTMENT SERVICES SINGLE MEMBER SA	07/11/2023
EUROBANK EQUITIES INVESTMENT FIRM SINGLE MEMBER SA	01/11/2023
HELLENIC AMERICAN SECURITIES S.A.	14/09/2015
PIRAEUS SECURITIES S. A.	20/03/2017
IDEAL HOLDINGS (CR)	Main Market
EUROBANK EQUITIES INVESTMENT FIRM SINGLE MEMBER SA	07/06/2021
PIRAEUS SECURITIES S. A.	07/06/2021
INTERCONTINENTAL (CR)	Main Market
LEON DEPOLAS SECURITIES S.A.	03/06/2019
INTERLIFE G.C.I.(CR)	Main Market
PIRAEUS SECURITIES S. A.	22/01/2024
INTERWOOD-XYLEMPORIA (CR)	Main Market
EUROBANK EQUITIES INVESTMENT FIRM SINGLE MEMBER SA	05/07/2021
PANTELAKIS SECURITIES S.A.	01/07/2021
INTRAKAT (CR)	Main Market
BETA SECURITIES S.A.	04/10/2021
PANTELAKIS SECURITIES S.A.	10/10/2022
JUMBO SA (CR)	Main Market
BETA SECURITIES S.A.	01/02/2021
EUROBANK EQUITIES INVESTMENT FIRM SINGLE MEMBER SA	25/05/2020
GREENPOST TRADING EUROPE LTD	12/06/2023
MERIT SECURITIES S.A	06/11/2017
PIRAEUS SECURITIES S. A.	06/03/2017
KLOUKINAS - LAPPAS SA (CR)	Main Market
OPTIMA BANK S.A.	02/01/2023

List of Stocks under Market Making operations

Securities	Stock Category
Market Maker	Start Market Making
KRI-KRI S.A. (CR)	Main Market
EUROBANK EQUITIES INVESTMENT FIRM SINGLE MEMBER SA	07/05/2018
PIRAEUS SECURITIES S. A.	11/12/2023
LAMDA DEVELOPMENT SA (CR)	Main Market
EUROBANK EQUITIES INVESTMENT FIRM SINGLE MEMBER SA	08/12/2014
PANTELAKIS SECURITIES S.A.	06/11/2017
PIRAEUS SECURITIES S. A.	29/06/2017
LAMPSA HOTEL SA (CR)	Main Market
LEON DEPOLAS SECURITIES S.A.	16/01/2017
MOTODYNAMICS S.A. (CR)	Main Market
OPTIMA BANK S.A.	25/08/2023
MOTOR OIL (CR)	Main Market
BETA SECURITIES S.A.	08/03/2021
EUROBANK EQUITIES INVESTMENT FIRM SINGLE MEMBER SA	22/10/2006
GREENPOST TRADING EUROPE LTD	12/06/2023
LEON DEPOLAS SECURITIES S.A.	01/04/2019
MERIT SECURITIES S.A	25/02/2019
NATIONAL SECURITIES SINGLE MEMBER SA	02/01/1900
PIRAEUS SECURITIES S. A.	04/05/2015
MPLE KEDROS (CR)	Main Market
OPTIMA BANK S.A.	16/10/2023
OPTIMA BANK S.A.	08/11/2023
MYTILINEOS (CR)	Main Market
ALPHA FINANCE INVESTMENT SERVICES SINGLE MEMBER SA	15/04/2019
BETA SECURITIES S.A.	11/04/2022
EUROBANK EQUITIES INVESTMENT FIRM SINGLE MEMBER SA	20/09/2017
GREENPOST TRADING EUROPE LTD	12/06/2023
MERIT SECURITIES S.A	25/02/2019
NATIONAL SECURITIES SINGLE MEMBER SA	02/01/1900
PIRAEUS SECURITIES S. A.	04/05/2015
NAFPAKTOS TEXTILE (CR)	Main Market
OPTIMA BANK S.A.	29/01/2024
NATIONAL BANK (CR)	Main Market
ALPHA FINANCE INVESTMENT SERVICES SINGLE MEMBER SA	09/01/2006
EUROBANK EQUITIES INVESTMENT FIRM SINGLE MEMBER SA	22/10/2006
GREENPOST TRADING EUROPE LTD	12/06/2023
HELLENIC AMERICAN SECURITIES S.A.	25/07/2014
LEON DEPOLAS SECURITIES S.A.	20/05/2015
MERIT SECURITIES S.A	03/09/2012
NATIONAL SECURITIES SINGLE MEMBER SA	02/01/1900
PIRAEUS SECURITIES S. A.	08/09/2008
NOVAL PROPERTY REIC (CR)	Main Market
ALPHA FINANCE INVESTMENT SERVICES SINGLE MEMBER SA	05/06/2024
PIRAEUS SECURITIES S. A.	05/06/2024
OPAP (CR)	Main Market
ALPHA FINANCE INVESTMENT SERVICES SINGLE MEMBER SA	09/01/2006
EUROBANK EQUITIES INVESTMENT FIRM SINGLE MEMBER SA	22/10/2006
GREENPOST TRADING EUROPE LTD	12/06/2023
HELLENIC AMERICAN SECURITIES S.A.	25/07/2014
MERIT SECURITIES S.A	20/03/2017
NATIONAL SECURITIES SINGLE MEMBER SA	02/01/1900
PIRAEUS SECURITIES S. A.	04/05/2015
OPTIMA BANK (CR)	Main Market
ALPHA FINANCE INVESTMENT SERVICES SINGLE MEMBER SA	12/12/2023
EUROBANK EQUITIES INVESTMENT FIRM SINGLE MEMBER SA	11/12/2023
OPTIMA BANK S.A.	06/11/2023
ORILINA PROPERTIES REIC (CR)	Main Market
EUROBANK EQUITIES INVESTMENT FIRM SINGLE MEMBER SA	11/12/2023
LEON DEPOLAS SECURITIES S.A.	11/12/2023
OTE (CR)	Main Market
ALPHA FINANCE INVESTMENT SERVICES SINGLE MEMBER SA	09/01/2006
EUROBANK EQUITIES INVESTMENT FIRM SINGLE MEMBER SA	22/10/2006
GREENPOST TRADING EUROPE LTD	12/06/2023
HELLENIC AMERICAN SECURITIES S.A.	25/07/2014
LEON DEPOLAS SECURITIES S.A.	20/04/2015
MERIT SECURITIES S.A	20/03/2017
NATIONAL SECURITIES SINGLE MEMBER SA	02/01/1900
PIRAEUS SECURITIES S. A.	08/09/2008

List of Stocks under Market Making operations

Securities	Stock Category
Market Maker	Start Market Making
P.P.A. S.A. (CR)	Main Market
EUROBANK EQUITIES INVESTMENT FIRM SINGLE MEMBER SA	06/02/2019
PAPOUTSANIS (CR)	Main Market
ALPHA FINANCE INVESTMENT SERVICES SINGLE MEMBER SA	19/11/2018
BETA SECURITIES S.A.	25/11/2013
PETROPOULOS PETROS (CR)	Main Market
EUROBANK EQUITIES INVESTMENT FIRM SINGLE MEMBER SA	01/04/2019
PANTELAKIS SECURITIES S.A.	16/03/2020
PIRAEUS FINANCIAL HOLD (CR)	Main Market
ALPHA FINANCE INVESTMENT SERVICES SINGLE MEMBER SA	15/04/2019
EUROBANK EQUITIES INVESTMENT FIRM SINGLE MEMBER SA	22/10/2006
EUROXX SECURITIES S.A.	15/02/2016
GREENPOST TRADING EUROPE LTD	12/06/2023
HELLENIC AMERICAN SECURITIES S.A.	25/07/2014
LEON DEPOLAS SECURITIES S.A.	30/11/2018
MERIT SECURITIES S.A	16/09/2013
NATIONAL SECURITIES SINGLE MEMBER SA	02/01/1900
PIRAEUS SECURITIES S. A.	16/02/2009
PPC (CR)	Main Market
ALPHA FINANCE INVESTMENT SERVICES SINGLE MEMBER SA	09/01/2006
BETA SECURITIES S.A.	01/02/2021
EUROBANK EQUITIES INVESTMENT FIRM SINGLE MEMBER SA	22/10/2006
GREENPOST TRADING EUROPE LTD	12/06/2023
HELLENIC AMERICAN SECURITIES S.A.	01/09/2014
MERIT SECURITIES S.A	06/11/2017
NATIONAL SECURITIES SINGLE MEMBER SA	02/01/1900
PIRAEUS SECURITIES S. A.	28/09/2009
PREMIA (CR)	Main Market
BETA SECURITIES S.A.	01/06/2021
LEON DEPOLAS SECURITIES S.A.	05/12/2022
PANTELAKIS SECURITIES S.A.	23/12/2021
PROFILE SA (CR)	Main Market
OPTIMA BANK S.A.	03/04/2023
PANTELAKIS SECURITIES S.A.	01/07/2019
QUALITY & RELIABILITY SA (CR)	Main Market
OPTIMA BANK S.A.	03/01/2023
QUEST HOLDINGS (CR)	Main Market
BETA SECURITIES S.A.	26/03/2018
EUROBANK EQUITIES INVESTMENT FIRM SINGLE MEMBER SA	28/01/2019
REVOIL (CR)	Main Market
BETA SECURITIES S.A.	26/06/2023
OPTIMA BANK S.A.	15/04/2024
SIDMA STEEL (CR)	Main Market
OPTIMA BANK S.A.	25/05/2023
SPACE HELLAS SA (CR)	Main Market
MERIT SECURITIES S.A	09/12/2022
TECHNICAL OLYMPIC SA (CR)	Main Market
OPTIMA BANK S.A.	05/07/2023
TERNA ENERGY (CR)	Main Market
EUROBANK EQUITIES INVESTMENT FIRM SINGLE MEMBER SA	24/05/2021
PIRAEUS SECURITIES S. A.	09/12/2019
THRACE PLASTICS SA (CR)	Main Market
ALPHA FINANCE INVESTMENT SERVICES SINGLE MEMBER SA	26/03/2018
LEON DEPOLAS SECURITIES S.A.	28/03/2024
PIRAEUS SECURITIES S. A.	02/04/2024
TITAN CEMENT (CB)	Main Market
BETA SECURITIES S.A.	01/02/2021
EUROBANK EQUITIES INVESTMENT FIRM SINGLE MEMBER SA	06/11/2019
PIRAEUS SECURITIES S. A.	18/01/2021
TRADE ESTATES REIC (CR)	Main Market
EUROBANK EQUITIES INVESTMENT FIRM SINGLE MEMBER SA	08/11/2023
EUROBANK EQUITIES INVESTMENT FIRM SINGLE MEMBER SA	10/11/2023
PANTELAKIS SECURITIES S.A.	08/11/2023
PANTELAKIS SECURITIES S.A.	10/11/2023
TZIRAKIAN PROFIL (CR)	Main Market
LEON DEPOLAS SECURITIES S.A.	19/07/2021

List of Stocks under Market Making operations

Securities		Stock Category
Market Maker	Start Market Making	
VIOHALCO SA/NV (CB)		Main Market
ALPHA FINANCE INVESTMENT SERVICES SINGLE MEMBER SA	11/03/2008	
EUROBANK EQUITIES INVESTMENT FIRM SINGLE MEMBER SA	04/03/2014	
MERIT SECURITIES S.A	17/03/2014	

Underlying Asset				Derivatives Market													
Price max	Price min	Closing price	change	Delivery Month	Open price	Price max	Price min	Last price	Closing price	Last Bid	Last Ask	Fixing price*	Life high	Life low	Trades	Volume	Open Interest
(Trade Unit: 1 Index Point x 2€, Cash Settlement)																	
FTSE/Athex Large Cap				June 2024	3,532.00	3,554.75	3,519.00	3,520.25	3,520.25	---	---		3,669.75	---	247	1,000	3,517
3,547.31	3,492.12	3,520.13	0.80%	July 2024	3,500.00	3,519.75	3,494.00	3,494.00	3,494.00	---	---		3,624.50	---	33	184	225
				August 2024	---	---	---	---	3,506.00	---	---		---	---	---	---	---
				September 2024	---	---	---	---	3,513.00	---	---		---	---	---	---	---
				December 2024	---	---	---	---	3,530.50	---	---		---	---	---	---	---
				March 2025	---	---	---	---	3,548.25	---	---		---	---	---	---	---
FTSE/Athex Banks				(Trade Unit: 1 Index Point x 15€, Cash Settlement)													
1,289.31	1,254.08	1,274.31	1.61%	June 2024	1,275.50	1,291.50	1,275.50	1,280.50	1,280.50	---	---		1,345.50	---	8	65	889
				September 2024	---	---	---	---	1,261.50	---	---		---	---	---	---	---
				December 2024	---	---	---	---	1,267.75	---	---		---	---	---	---	---
				March 2025	---	---	---	---	1,274.25	---	---		---	---	---	---	---
MSCI GREECE REBASED				(Trade Unit: 1 Index Point x 2€, Cash Settlement)													
5,601.12	5,497.87	5,555.10	1.04%	June 2024	---	---	---	---	5,475.25	---	---		5,705.00	---	---	---	13
				July 2024	---	---	---	---	5,414.75	---	---		5,636.00	---	---	---	---
				August 2024	---	---	---	---	5,519.75	---	---		---	---	---	---	---
				September 2024	---	---	---	---	5,530.50	---	---		---	---	---	---	---
				October 2024	---	---	---	---	5,539.00	---	---		---	---	---	---	---
				November 2024	---	---	---	---	5,547.75	---	---		---	---	---	---	---
				December 2024	---	---	---	---	5,558.25	---	---		---	---	---	---	---
				March 2025	---	---	---	---	5,586.25	---	---		---	---	---	---	---

Underlying Asset				Derivatives Market													
Price max	Price min	Closing price	change	Delivery Month	Open price	Price max	Price min	Last price	Closing price	Last Bid	Last Ask	Fixing price*	Life high	Life low	Trades	Volume	Open Interest
ADMIE (IPTO) HOLDING S.A. (CR)				(Contract Size: 100 Securities, Physical Delivery)													
2.215	2.18	2.21	0.68%	June 2024	2.21	2.22	2.20	2.21	2.21	---	---	---	2.44	---	50	520	23,749
				September 2024	2.20	2.21	2.20	2.21	2.21	---	---	---	2.39	---	6	74	1,958
				December 2024	---	---	---	---	2.22	---	---	---	---	---	---	---	---
				March 2025	---	---	---	---	2.23	---	---	---	---	---	---	---	---
AEGEAN AIRLINES (CR)				(Contract Size: 100 Securities, Physical Delivery)													
11.86	11.65	11.72	0.17%	June 2024	11.83	11.84	11.70	11.76	11.76	---	---	---	12.79	---	17	73	3,700
				September 2024	---	---	---	---	11.96	---	---	---	12.20	---	---	---	26
				December 2024	---	---	---	---	11.83	---	---	---	---	---	---	---	---
				March 2025	---	---	---	---	11.89	---	---	---	---	---	---	---	---
ALPHA SERVICES HOLD (CR)				(Contract Size: 100 Securities, Physical Delivery)													
1.628	1.591	1.5935	0.85%	June 2024	1.61	1.63	1.59	1.59	1.59	---	---	---	1.82	---	130	6,708	178,996
				September 2024	1.61	1.63	1.59	1.59	1.59	---	---	---	1.79	---	86	1,766	18,240
				December 2024	---	---	---	---	1.60	---	---	---	---	---	---	---	---
				March 2025	---	---	---	---	1.61	---	---	---	---	---	---	---	---
ATHENS INTL AIRPORT (CR)				(Contract Size: 100 Securities, Physical Delivery)													
8.39	8.266	8.268	-1.53%	June 2024	8.36	8.36	8.31	8.31	8.31	---	---	---	8.65	---	8	16	1,120
				September 2024	---	---	---	---	8.45	---	---	---	---	---	---	---	---
				December 2024	---	---	---	---	8.49	---	---	---	---	---	---	---	---
				March 2025	---	---	---	---	8.53	---	---	---	---	---	---	---	---
AUTOHELLAS SA (CR)				(Contract Size: 100 Securities, Physical Delivery)													
11.74	11.44	11.44	-1.72%	June 2024	11.55	11.57	11.55	11.55	11.55	---	---	---	13.67	---	4	5	205
				September 2024	---	---	---	---	11.71	---	---	---	---	---	---	---	---
				December 2024	---	---	---	---	11.77	---	---	---	---	---	---	---	---
				March 2025	---	---	---	---	11.83	---	---	---	---	---	---	---	---
AVAX S.A. (CR)				(Contract Size: 100 Securities, Physical Delivery)													
1.508	1.46	1.46	-1.35%	June 2024	1.51	1.51	1.48	1.48	1.48	---	---	---	1.72	---	2	3	917
				September 2024	---	---	---	---	1.45	---	---	---	1.45	---	---	---	10
				December 2024	---	---	---	---	1.50	---	---	---	---	---	---	---	---
				March 2025	---	---	---	---	1.50	---	---	---	---	---	---	---	---
CC HBC AG (CR)				(Contract Size: 100 Securities, Physical Delivery)													
32.1	31.74	31.96	0.50%	June 2024	32.02	32.02	31.95	31.95	31.95	---	---	---	32.02	---	2	2	60
				September 2024	---	---	---	---	31.99	---	---	---	---	---	---	---	---
				December 2024	---	---	---	---	32.15	---	---	---	---	---	---	---	---
				March 2025	---	---	---	---	32.31	---	---	---	---	---	---	---	---

Derivatives notes

Fixing prices and final open positions can be retrieved from the following path <http://www.helex.gr/el/web/guest/statistics-end-of-day-derivatives>

Underlying Asset				Derivatives Market													
Price max	Price min	Closing price	change	Delivery Month	Open price	Price max	Price min	Last price	Closing price	Last Bid	Last Ask	Fixing price*	Life high	Life low	Trades	Volume	Open Interest
CENERGY HOLDINGS (CB)				(Contract Size: 100 Securities, Physical Delivery)													
9.17	9.02	9.16	1.55%	June 2024	9.11	9.15	9.11	9.14	9.14	---	---	---	9.15	---	5	19	4,076
				September 2024	9.08	9.08	9.08	9.08	9.08	---	---	---	9.08	---	1	2	7
				December 2024	---	---	---	---	9.12	---	---	---	---	---	---	---	---
				March 2025	---	---	---	---	9.16	---	---	---	---	---	---	---	---
ELLAKTOR (CR)				(Contract Size: 100 Securities, Physical Delivery)													
2.55	2.475	2.475	-0.40%	June 2024	2.53	2.55	2.49	2.52	2.52	---	---	---	2.83	---	35	153	4,441
				September 2024	---	---	---	---	2.40	---	---	---	2.70	---	---	---	18
				December 2024	---	---	---	---	2.51	---	---	---	---	---	---	---	---
				March 2025	---	---	---	---	2.52	---	---	---	---	---	---	---	---
ELVALHALCOR (CR)				(Contract Size: 100 Securities, Physical Delivery)													
1.93	1.874	1.906	0.74%	June 2024	1.91	1.93	1.90	1.93	1.93	---	---	---	2.28	---	7	77	4,617
				September 2024	1.92	1.93	1.90	1.91	1.91	---	---	---	2.04	---	10	62	150
				December 2024	---	---	---	---	1.91	---	---	---	---	---	---	---	---
				March 2025	---	---	---	---	1.92	---	---	---	---	---	---	---	---
EUROBANK HOLDINGS (CR)				(Contract Size: 100 Securities, Physical Delivery)													
2.096	2.055	2.079	2.26%	June 2024	2.07	2.11	2.06	2.08	2.08	---	---	---	2.19	---	99	3,686	27,894
				September 2024	2.06	2.06	2.02	2.04	2.04	---	---	---	2.16	---	31	897	273
				December 2024	---	---	---	---	2.06	---	---	---	---	---	---	---	---
				March 2025	---	---	---	---	2.07	---	---	---	---	---	---	---	---
EYDAP S.A. (CR)				(Contract Size: 100 Securities, Physical Delivery)													
5.97	5.82	5.89	-1.34%	June 2024	5.90	5.90	5.90	5.90	5.90	---	---	---	6.10	---	1	1	4,304
				September 2024	---	---	---	---	6.02	---	---	---	5.90	---	---	---	38
				December 2024	---	---	---	---	6.04	---	---	---	---	---	---	---	---
				March 2025	---	---	---	---	6.07	---	---	---	---	---	---	---	---
FOURLIS (CR)				(Contract Size: 100 Securities, Physical Delivery)													
4.04	3.97	4.015	1.39%	June 2024	4.02	4.02	4.02	4.02	4.02	---	---	---	4.38	---	3	15	1,062
				September 2024	---	---	---	---	3.94	---	---	---	4.19	---	---	---	16
				December 2024	---	---	---	---	4.00	---	---	---	---	---	---	---	---
				March 2025	---	---	---	---	4.02	---	---	---	---	---	---	---	---
GEK TERNA (CR)				(Contract Size: 100 Securities, Physical Delivery)													
17.1	16.66	16.66	-0.95%	June 2024	16.81	17.12	16.80	16.80	16.80	---	---	---	17.26	---	85	341	15,591
				September 2024	17.16	17.16	17.10	17.10	17.10	---	---	---	17.16	---	2	4	30
				December 2024	---	---	---	---	17.01	---	---	---	---	---	---	---	---
				March 2025	---	---	---	---	17.09	---	---	---	---	---	---	---	---

Derivatives notes

Fixing prices and final open positions can be retrieved from the following path <http://www.helex.gr/el/web/guest/statistics-end-of-day-derivatives>

Underlying Asset				Derivatives Market													
Price max	Price min	Closing price	change	Delivery Month	Open price	Price max	Price min	Last price	Closing price	Last Bid	Last Ask	Fixing price*	Life high	Life low	Trades	Volume	Open Interest
HELLENIC EXCHANGES-A.S.E. (CR)				(Contract Size: 100 Securities, Physical Delivery)													
5.12	5.06	5.07	0.40%	June 2024	5.10	5.10	5.10	5.10	5.10	---	---	---	5.71	---	2	10	7,761
				September 2024	4.95	4.96	4.95	4.96	4.96	---	---	---	5.25	---	6	14	100
				December 2024	---	---	---	---	5.11	---	---	---	---	---	---	---	---
				March 2025	---	---	---	---	5.13	---	---	---	---	---	---	---	---
HELLENIQ ENERGY (CR)				(Contract Size: 100 Securities, Physical Delivery)													
8.535	8.36	8.535	2.09%	June 2024	8.52	8.60	8.43	8.60	8.60	---	---	---	8.86	---	36	77	5,142
				September 2024	8.15	8.15	8.15	8.15	8.15	---	---	---	8.22	---	1	5	22
				December 2024	---	---	---	---	8.45	---	---	---	---	---	---	---	---
				March 2025	---	---	---	---	8.49	---	---	---	---	---	---	---	---
INTRACOM HOLDINGS (CR)				(Contract Size: 100 Securities, Physical Delivery)													
3.675	3.575	3.575	-1.11%	June 2024	3.64	3.66	3.60	3.60	3.60	---	---	---	4.30	---	8	25	7,393
				September 2024	---	---	---	---	3.52	---	---	---	3.80	---	---	---	54
				December 2024	---	---	---	---	3.65	---	---	---	---	---	---	---	---
				March 2025	---	---	---	---	3.67	---	---	---	---	---	---	---	---
INTRAKAT (CR)				(Contract Size: 100 Securities, Physical Delivery)													
5.2	5.12	5.17	-0.38%	June 2024	5.17	5.18	5.15	5.15	5.15	---	---	---	5.66	---	9	24	2,296
				September 2024	5.13	5.13	5.13	5.13	5.13	---	---	---	5.20	---	1	1	96
				December 2024	---	---	---	---	5.25	---	---	---	---	---	---	---	---
				March 2025	---	---	---	---	5.27	---	---	---	---	---	---	---	---
JUMBO SA (CR)				(Contract Size: 100 Securities, Physical Delivery)													
26.9	26.56	26.9	1.28%	June 2024	26.77	26.77	26.64	26.64	26.64	---	---	---	29.93	---	4	13	517
				September 2024	---	---	---	---	26.65	---	---	---	26.30	---	---	---	3
				December 2024	---	---	---	---	26.85	---	---	---	---	---	---	---	---
				March 2025	---	---	---	---	26.99	---	---	---	---	---	---	---	---
LAMDA DEVELOPMENT SA (CR)				(Contract Size: 100 Securities, Physical Delivery)													
6.94	6.69	6.69	-1.62%	June 2024	6.90	6.90	6.75	6.75	6.75	---	---	---	7.20	---	20	70	7,271
				September 2024	6.94	6.94	6.85	6.85	6.85	---	---	---	6.94	---	4	35	10
				December 2024	---	---	---	---	6.87	---	---	---	---	---	---	---	---
				March 2025	---	---	---	---	6.91	---	---	---	---	---	---	---	---
MIG (CR)				(Contract Size: 100 Securities, Physical Delivery)													
4.02	3.765	3.875	-0.64%	June 2024	3.88	3.88	3.88	3.88	3.88	---	---	---	4.25	---	1	5	136
				September 2024	---	---	---	---	3.92	---	---	---	---	---	---	---	---
				December 2024	---	---	---	---	3.94	---	---	---	---	---	---	---	---
				March 2025	---	---	---	---	3.96	---	---	---	---	---	---	---	---

Derivatives notes

Fixing prices and final open positions can be retrieved from the following path <http://www.helex.gr/el/web/guest/statistics-end-of-day-derivatives>

Underlying Asset				Derivatives Market													
Price max	Price min	Closing price	change	Delivery Month	Open price	Price max	Price min	Last price	Closing price	Last Bid	Last Ask	Fixing price*	Life high	Life low	Trades	Volume	Open Interest
MOTOR OIL (CR)				(Contract Size: 100 Securities, Physical Delivery)													
26.74	26.16	26.7	2.46%	June 2024	26.35	26.75	26.35	26.72	26.72	---	---	---	28.77	---	13	33	391
				September 2024	26.50	26.50	26.10	26.10	26.10	---	---	---	26.50	---	5	37	1
				December 2024	---	---	---	---	26.35	---	---	---	---	---	---	---	---
				March 2025	---	---	---	---	26.48	---	---	---	---	---	---	---	---
MYTILINEOS (CR)				(Contract Size: 100 Securities, Physical Delivery)													
37.48	36.9	36.96	-0.81%	June 2024	37.46	37.49	37.04	37.04	37.04	---	---	---	39.58	---	27	70	5,596
				September 2024	36.84	36.84	36.17	36.38	36.38	---	---	---	38.35	---	8	18	716
				December 2024	---	---	---	---	37.67	---	---	---	---	---	---	---	---
				March 2025	---	---	---	---	37.86	---	---	---	---	---	---	---	---
NATIONAL BANK (CR)				(Contract Size: 100 Securities, Physical Delivery)													
8.196	8.018	8.026	1.47%	June 2024	8.06	8.19	8.03	8.03	8.03	---	---	---	8.67	---	110	836	10,769
				September 2024	8.00	8.04	7.95	7.95	7.95	---	---	---	8.31	---	59	678	458
				December 2024	---	---	---	---	8.00	---	---	---	---	---	---	---	---
				March 2025	---	---	---	---	8.04	---	---	---	---	---	---	---	---
OPAP (CR)				(Contract Size: 100 Securities, Physical Delivery)													
15.25	14.98	15	-0.86%	June 2024	15.25	15.28	15.01	15.05	15.05	---	---	---	16.99	---	38	182	3,383
				September 2024	15.30	15.30	15.21	15.21	15.21	---	---	---	15.30	---	7	15	111
				December 2024	---	---	---	---	15.30	---	---	---	---	---	---	---	---
				March 2025	---	---	---	---	15.37	---	---	---	---	---	---	---	---
OPTIMA BANK (CR)				(Contract Size: 100 Securities, Physical Delivery)													
12.1	11.96	12.02	0.33%	June 2024	---	---	---	---	11.59	---	---	---	11.81	---	---	---	194
				September 2024	---	---	---	---	12.05	---	---	---	---	---	---	---	---
				December 2024	---	---	---	---	12.11	---	---	---	---	---	---	---	---
				March 2025	---	---	---	---	12.17	---	---	---	---	---	---	---	---
OTE (CR)				(Contract Size: 100 Securities, Physical Delivery)													
13.93	13.63	13.8	1.25%	June 2024	13.77	13.93	13.77	13.92	13.92	---	---	---	14.58	---	63	405	6,468
				September 2024	---	---	---	---	13.43	---	---	---	14.26	---	---	---	25
				December 2024	---	---	---	---	13.78	---	---	---	---	---	---	---	---
				March 2025	---	---	---	---	13.85	---	---	---	---	---	---	---	---
P.P.A. S.A. (CR)				(Contract Size: 100 Securities, Physical Delivery)													
25.95	25.65	25.95	0.39%	June 2024	---	---	---	---	25.78	---	---	---	28.71	---	---	---	123
				September 2024	---	---	---	---	26.00	---	---	---	---	---	---	---	---
				December 2024	---	---	---	---	26.13	---	---	---	---	---	---	---	---
				March 2025	---	---	---	---	26.27	---	---	---	---	---	---	---	---

Derivatives notes

Fixing prices and final open positions can be retrieved from the following path <http://www.helex.gr/el/web/guest/statistics-end-of-day-derivatives>

Underlying Asset				Derivatives Market													
Price max	Price min	Closing price	change	Delivery Month	Open price	Price max	Price min	Last price	Closing price	Last Bid	Last Ask	Fixing price*	Life high	Life low	Trades	Volume	Open Interest
PIRAEUS FINANCIAL HOLD (CR)				(Contract Size: 100 Securities, Physical Delivery)													
3.82	3.769	3.785	1.64%	June 2024	3.79	3.83	3.78	3.80	3.80	---	---	---	4.26	---	266	5,990	103,151
				September 2024	3.79	3.84	3.78	3.79	3.79	---	---	---	4.05	---	220	3,181	8,683
				December 2024	---	---	---	---	3.76	---	---	---	---	---	---	---	---
				March 2025	---	---	---	---	3.78	---	---	---	---	---	---	---	---
PPC (CR)				(Contract Size: 100 Securities, Physical Delivery)													
11.35	11.13	11.15	0.27%	June 2024	11.20	11.38	11.15	11.15	11.15	---	---	---	12.75	---	106	822	32,568
				September 2024	11.25	11.33	11.10	11.18	11.18	---	---	---	11.88	---	48	624	1,073
				December 2024	---	---	---	---	11.24	---	---	---	---	---	---	---	---
				March 2025	---	---	---	---	11.30	---	---	---	---	---	---	---	---
QUEST HOLDINGS (CR)				(Contract Size: 100 Securities, Physical Delivery)													
5.4	5.29	5.3	-1.12%	June 2024	5.31	5.31	5.30	5.30	5.30	---	---	---	6.29	---	6	30	220
				September 2024	---	---	---	---	5.39	---	---	---	---	---	---	---	---
				December 2024	---	---	---	---	5.42	---	---	---	---	---	---	---	---
				March 2025	---	---	---	---	5.45	---	---	---	---	---	---	---	---
TERNA ENERGY (CR)				(Contract Size: 100 Securities, Physical Delivery)													
18.91	18.45	18.82	1.79%	June 2024	18.59	18.96	18.59	18.84	18.84	---	---	---	19.00	---	74	455	32,204
				September 2024	18.70	18.70	18.60	18.60	18.60	---	---	---	18.70	---	2	96	50
				December 2024	---	---	---	---	18.69	---	---	---	---	---	---	---	---
				March 2025	---	---	---	---	18.79	---	---	---	---	---	---	---	---
TITAN CEMENT (CB)				(Contract Size: 100 Securities, Physical Delivery)													
31.1	30.4	30.5	-0.81%	June 2024	31.02	31.02	30.56	30.56	30.56	---	---	---	32.15	---	4	16	156
				September 2024	---	---	---	---	30.93	---	---	---	---	---	---	---	---
				December 2024	---	---	---	---	31.09	---	---	---	---	---	---	---	---
				March 2025	---	---	---	---	31.24	---	---	---	---	---	---	---	---
VIOHALCO SA/NV (CB)				(Contract Size: 100 Securities, Physical Delivery)													
6.36	6.25	6.27	-0.32%	June 2024	6.36	6.36	6.27	6.30	6.30	---	---	---	6.64	---	18	57	3,672
				September 2024	---	---	---	---	6.34	---	---	---	6.50	---	---	---	19
				December 2024	---	---	---	---	6.36	---	---	---	---	---	---	---	---
				March 2025	---	---	---	---	6.39	---	---	---	---	---	---	---	---

Derivatives notes

Fixing prices and final open positions can be retrieved from the following path <http://www.helex.gr/el/web/guest/statistics-end-of-day-derivatives>

FTSE/Athex Large Cap

(Trade Unit: 1 Index Point x 2€ - Exercise Style: European, Cash Settlement)

Call Options																Put Options																							
June 2024								July 2024								Other Months		June 2024								July 2024								Other Months					
Exercise Price	Open price	Price max	Price min	Last price	Closing price	Volume	Open Interest	Open price	Price max	Price min	Last price	Closing price	Volume	Open Interest	Volume	Open Interest	Open price	Price max	Price min	Last price	Closing price	Volume	Open Interest	Open price	Price max	Price min	Last price	Closing price	Volume	Open Interest	Volume	Open Interest	Exercise Price						
2,450	0.00	0.00	0.00	-	1,048.00	-	-	-	-	-	-	-	-	-	-	-	0.00	0.00	0.00	-	0.02	-	-	-	-	-	-	-	-	-	-	-	2,450						
2,500	0.00	0.00	0.00	-	998.00	-	-	-	-	-	-	-	-	-	-	-	0.00	0.00	0.00	-	0.01	-	-	-	-	-	-	-	-	-	-	-	2,500						
2,550	0.00	0.00	0.00	-	948.00	-	-	-	-	-	-	-	-	-	-	-	0.00	0.00	0.00	-	0.01	-	-	-	-	-	-	-	-	-	-	-	2,550						
2,600	0.00	0.00	0.00	-	898.00	-	-	-	-	-	-	-	-	-	-	-	0.00	0.00	0.00	-	0.01	-	-	-	-	-	-	-	-	-	-	-	2,600						
2,650	0.00	0.00	0.00	-	848.00	-	-	-	-	-	-	-	-	-	-	-	0.00	0.00	0.00	-	0.01	-	-	-	-	-	-	-	-	-	-	-	2,650						
2,700	0.00	0.00	0.00	-	798.00	-	-	-	-	-	-	-	-	-	-	-	0.00	0.00	0.00	-	0.01	-	-	-	-	-	-	-	-	-	-	-	2,700						
2,750	0.00	0.00	0.00	-	748.00	-	-	-	-	-	-	-	-	-	-	-	0.00	0.00	0.00	-	0.01	-	-	-	-	-	-	-	-	-	-	-	2,750						
2,800	0.00	0.00	0.00	-	698.00	-	-	-	-	-	-	-	-	-	-	-	0.00	0.00	0.00	-	0.01	-	-	-	-	-	-	-	-	-	-	-	2,800						
2,850	0.00	0.00	0.00	-	648.00	-	-	-	-	-	-	-	-	-	-	-	0.00	0.00	0.00	-	0.01	-	-	-	-	-	-	-	-	-	-	-	2,850						
2,900	0.00	0.00	0.00	-	598.00	-	-	-	-	-	-	-	-	-	-	-	0.00	0.00	0.00	-	0.01	-	-	-	-	-	-	-	-	-	-	-	2,900						
2,950	0.00	0.00	0.00	-	549.00	-	-	-	-	-	-	-	-	-	-	-	0.00	0.00	0.00	-	0.01	-	-	-	-	-	-	-	-	-	-	-	2,950						
3,000	0.00	0.00	0.00	-	499.00	-	-	-	-	-	-	-	-	-	-	-	0.00	0.00	0.00	-	0.02	-	-	-	-	-	-	-	-	-	-	-	3,000						
3,050	0.00	0.00	0.00	-	449.00	-	-	-	-	-	-	-	-	-	-	-	0.00	0.00	0.00	-	0.02	-	-	-	-	-	-	-	-	-	-	-	3,050						
3,100	0.00	0.00	0.00	-	399.00	-	-	-	-	-	-	-	-	-	-	-	0.00	0.00	0.00	-	0.07	-	-	-	-	-	-	-	-	-	-	-	3,100						
3,150	0.00	0.00	0.00	-	349.00	-	-	0.00	0.00	0.00	-	325.00	-	-	-	-	0.00	0.00	0.00	-	0.24	-	-	0.00	0.00	0.00	-	8.20	-	-	-	-	3,150						
3,200	0.00	0.00	0.00	-	299.00	-	-	0.00	0.00	0.00	-	280.00	-	-	-	-	0.00	0.00	0.00	-	0.76	-	-	0.00	0.00	0.00	-	13.50	-	-	-	-	3,200						
3,250	0.00	0.00	0.00	-	251.00	-	-	0.00	0.00	0.00	-	238.00	-	-	-	-	0.00	0.00	0.00	-	2.10	-	-	0.00	0.00	0.00	-	21.00	-	-	-	-	3,250						
3,300	0.00	0.00	0.00	-	204.00	-	-	0.00	0.00	0.00	-	199.00	-	-	-	-	0.00	0.00	0.00	-	5.00	-	-	0.00	0.00	0.00	-	31.50	-	-	-	-	3,300						
3,350	0.00	0.00	0.00	-	160.00	-	-	0.00	0.00	0.00	-	163.00	-	20	-	-	0.00	0.00	0.00	-	10.75	-	57	0.00	0.00	0.00	-	45.75	-	-	-	-	3,350						
3,400	0.00	0.00	0.00	-	120.00	-	4	0.00	0.00	0.00	-	131.00	-	21	-	-	0.00	0.00	0.00	-	20.50	-	52	52.00	52.00	50.00	50.00	50.00	7	-	-	-	3,400						
3,450	0.00	0.00	0.00	-	85.00	-	51	0.00	0.00	0.00	-	103.00	-	3	-	-	0.00	0.00	0.00	-	36.25	-	21	0.00	0.00	0.00	-	85.50	-	20	-	-	3,450						
3,500	0.00	0.00	0.00	-	57.00	-	125	99.00	99.00	99.00	99.00	99.00	1	1	-	-	36.00	0.00	36.00	36.00	36.00	10	37	0.00	0.00	0.00	-	112.00	-	20	-	-	3,500						
3,550	0.00	0.00	0.00	-	36.25	-	57	0.00	0.00	0.00	-	60.00	-	60	-	-	0.00	0.00	0.00	-	87.00	-	70	0.00	0.00	0.00	-	142.00	-	-	-	-	3,550						
3,600	0.00	0.00	0.00	-	21.50	-	106	0.00	0.00	0.00	-	44.00	-	23	-	-	0.00	0.00	0.00	-	122.00	-	120	145.00	145.00	145.00	145.00	145.00	20	20	-	-	3,600						
3,650	0.00	0.00	0.00	-	11.75	-	20	0.00	0.00	0.00	-	31.75	-	20	-	-	0.00	0.00	0.00	-	163.00	-	80	0.00	0.00	0.00	-	214.00	-	-	-	-	3,650						
3,700	0.00	0.00	0.00	-	6.10	-	20	0.00	0.00	0.00	-	22.25	-	40	-	-	0.00	0.00	0.00	-	207.00	-	41	0.00	0.00	0.00	-	254.00	-	20	-	-	3,700						
3,750	0.00	0.00	0.00	-	2.90	-	-	0.00	0.00	0.00	-	15.50	-	20	-	-	0.00	0.00	0.00	-	254.00	-	-	0.00	0.00	0.00	-	297.00	-	-	-	-	3,750						
3,800	0.00	0.00	0.00	-	1.30	-	10	0.00	0.00	0.00	-	10.25	-	20	-	-	0.00	0.00	0.00	-	302.00	-	-	0.00	0.00	0.00	-	342.00	-	-	-	-	3,800						
3,850	0.00	0.00	0.00	-	0.54	-	35	0.00	0.00	0.00	-	6.80	-	-	-	-	0.00	0.00	0.00	-	351.00	-	-	0.00	0.00	0.00	-	388.00	-	-	-	-	3,850						
3,900	0.00	0.00	0.00	-	0.21	-	-	0.00	0.00	0.00	-	4.40	-	-	-	-	0.00	0.00	0.00	-	401.00	-	-	0.00	0.00	0.00	-	436.00	-	-	-	-	3,900						
Totals:						0	428							1	228	0	0							10	478							27	80	0	0				
Number of Trades:						0								1		0								1								3		0					

ALPHA SERVICES HOLD (CR)

(Contract Size: 100 Securities, Exercise Style: American, Physical Delivery)

Call Options															Put Options																		
June 2024							July 2024							Other Months		June 2024							July 2024							Other Months			
Exercise Price	Open price	Price max	Price min	Last price	Closing price	Volume	Open Interest	Open price	Price max	Price min	Last price	Closing price	Volume	Open Interest	Volume	Open Interest	Open price	Price max	Price min	Last price	Closing price	Volume	Open Interest	Open price	Price max	Price min	Last price	Closing price	Volume	Open Interest	Volume	Open Interest	Exercise Price
0.850	0.000	0.000	0.000		0.731	-	-						-	-			0.000	0.000	0.000		0.001	-	-				-	-				0.009	
0.900	0.000	0.000	0.000		0.681	-	-						-	-			0.000	0.000	0.000		0.002	-	-				-	-				0.009	
0.950	0.000	0.000	0.000		0.631	-	-						-	-			0.000	0.000	0.000		0.004	-	-				-	-				0.010	
1.000	0.000	0.000	0.000		0.581	-	-	0.000	0.000	0.000		0.582	-	-			0.000	0.000	0.000		0.001	-	-	0.000	0.000	0.000		0.001	-	-			0.010
1.100	0.000	0.000	0.000		0.481	-	-	0.000	0.000	0.000		0.483	-	-			0.000	0.000	0.000		0.001	-	-	0.000	0.000	0.000		0.001	-	-			0.011
1.200	0.000	0.000	0.000		0.381	-	-	0.000	0.000	0.000		0.383	-	-			0.000	0.000	0.000		0.001	-	-	0.000	0.000	0.000		0.001	-	-			0.012
1.300	0.000	0.000	0.000		0.282	-	-	0.000	0.000	0.000		0.285	-	-			0.000	0.000	0.000		0.001	-	-	0.000	0.000	0.000		0.002	-	-			0.013
1.400	0.000	0.000	0.000		0.187	-	-	0.000	0.000	0.000		0.194	-	-			0.000	0.000	0.000		0.006	-	-	0.000	0.000	0.000		0.010	-	-			0.014
1.500	0.000	0.000	0.000		0.106	-	-	0.000	0.000	0.000		0.117	-	-			0.000	0.000	0.000		0.025	-	-	0.000	0.000	0.000		0.033	-	-			0.015
1.600	0.000	0.000	0.000		0.050	-	-	0.000	0.000	0.000		0.061	-	-			0.000	0.000	0.000		0.069	-	-	0.000	0.000	0.000		0.078	-	-			0.016
1.700	0.000	0.000	0.000		0.019	-	-	0.000	0.000	0.000		0.028	-	-			0.000	0.000	0.000		0.137	-	-	0.000	0.000	0.000		0.144	-	-			0.017
1.800	0.000	0.000	0.000		0.005	-	-	0.000	0.000	0.000		0.011	-	-			0.000	0.000	0.000		0.224	-	-	0.000	0.000	0.000		0.228	-	-			0.018
1.900	0.000	0.000	0.000		0.001	-	-	0.000	0.000	0.000		0.003	-	-			0.000	0.000	0.000		0.321	-	-	0.000	0.000	0.000		0.321	-	-			0.019
2.000	0.000	0.000	0.000		0.001	-	-	0.000	0.000	0.000		0.001	-	-			0.000	0.000	0.000		0.420	-	-	0.000	0.000	0.000		0.420	-	-			0.020
2.200	0.000	0.000	0.000		0.001	-	-	0.000	0.000	0.000		0.001	-	-			0.000	0.000	0.000		0.620	-	-	0.000	0.000	0.000		0.620	-	-			0.022
2.400	0.000	0.000	0.000		0.001	-	-	0.000	0.000	0.000		0.001	-	-			0.000	0.000	0.000		0.820	-	-	0.000	0.000	0.000		0.820	-	-			0.024
2.600	0.000	0.000	0.000		0.001	-	-	0.000	0.000	0.000		0.001	-	-			0.000	0.000	0.000		1.02	-	-	0.000	0.000	0.000		1.02	-	-			0.026
Totals:						0	0						0	0	0	0						0	0				0	0		0	0		
Number of Trades:						0							0		0						0.00			0		0							

NATIONAL BANK (CR)

(Contract Size: 100 Securities, Exercise Style: American, Physical Delivery)

Call Options																Put Options																				
June 2024								July 2024								Other Months		June 2024								July 2024								Other Months		
Exerise Price	Open price	Price max	Price min	Last price	Closing price	Volume	Open Interest	Open price	Price max	Price min	Last price	Closing price	Volume	Open Interest	Volume	Open Interest	Open price	Price max	Price min	Last price	Closing price	Volume	Open Interest	Open price	Price max	Price min	Last price	Closing price	Volume	Open Interest	Volume	Open Interest	Exerise Price			
3.400	0.000	0.000	0.000		4.51	-	-						-	-			0.000	0.000	0.000		0.001	-	-					-	-			0.034				
3.600	0.000	0.000	0.000		4.31	-	-						-	-			0.000	0.000	0.000		0.001	-	-					-	-			0.036				
3.800	0.000	0.000	0.000		4.11	-	-						-	-			0.000	0.000	0.000		0.001	-	-					-	-			0.038				
4.000	0.000	0.000	0.000		3.91	-	-						-	-			0.000	0.000	0.000		0.001	-	-					-	-			0.040				
4.400	0.000	0.000	0.000		3.51	-	-						-	-			0.000	0.000	0.000		0.001	-	-					-	-			0.044				
4.800	0.000	0.000	0.000		3.11	-	-						-	-			0.000	0.000	0.000		0.001	-	-					-	-			0.048				
5.200	0.000	0.000	0.000		2.71	-	-	0.000	0.000	0.000		2.72	-	-			0.000	0.000	0.000		0.001	-	-	0.000	0.000	0.000		0.001	-	-			0.052			
5.600	0.000	0.000	0.000		2.31	-	-	0.000	0.000	0.000		2.32	-	-			0.000	0.000	0.000		0.001	-	-	0.000	0.000	0.000		0.001	-	-			0.056			
6.000	0.000	0.000	0.000		1.92	-	-	0.000	0.000	0.000		1.93	-	-			0.000	0.000	0.000		0.001	-	-	0.000	0.000	0.000		0.001	-	-			0.060			
6.400	0.000	0.000	0.000		1.52	-	-	0.000	0.000	0.000		1.53	-	-			0.000	0.000	0.000		0.002	-	-	0.000	0.000	0.000		0.006	-	-			0.064			
6.800	0.000	0.000	0.000		1.12	-	-	0.000	0.000	0.000		1.15	-	-			0.000	0.000	0.000		0.001	-	-	0.000	0.000	0.000		0.025	-	-			0.068			
7.200	0.000	0.000	0.000		0.730	-	-	0.000	0.000	0.000		0.806	-	-			0.000	0.000	0.000		0.014	-	-	0.000	0.000	0.000		0.079	-	-			0.072			
7.600	0.000	0.000	0.000		0.393	-	30	0.000	0.000	0.000		0.519	-	-			0.000	0.000	0.000		0.076	-	324	0.000	0.000	0.000		0.191	-	-			0.076			
8.000	0.000	0.000	0.000		0.162	-	-	0.000	0.000	0.000		0.304	-	-			0.000	0.000	0.000		0.245	-	-	0.000	0.000	0.000		0.376	-	-			0.080			
8.400	0.000	0.000	0.000		0.048	-	-	0.000	0.000	0.000		0.158	-	3			0.000	0.000	0.000		0.532	-	10	0.000	0.000	0.000		0.631	-	-			0.084			
8.800	0.000	0.000	0.000		0.010	-	-	0.000	0.000	0.000		0.077	-	-			0.000	0.000	0.000		0.896	-	-	0.000	0.000	0.000		0.951	-	-			0.088			
9.200	0.000	0.000	0.000		0.001	-	-	0.000	0.000	0.000		0.032	-	-			0.000	0.000	0.000		1.29	-	-	0.000	0.000	0.000		1.31	-	-			0.092			
9.600	0.000	0.000	0.000		0.001	-	-	0.000	0.000	0.000		0.013	-	-			0.000	0.000	0.000		1.69	-	-	0.000	0.000	0.000		1.69	-	-			0.096			
10.000	0.000	0.000	0.000		0.001	-	-	0.000	0.000	0.000		0.005	-	-			0.000	0.000	0.000		2.09	-	-	0.000	0.000	0.000		2.09	-	-			0.100			
11.000	0.000	0.000	0.000		0.001	-	-	0.000	0.000	0.000		0.001	-	-			0.000	0.000	0.000		3.09	-	-	0.000	0.000	0.000		3.09	-	-			0.110			
Totals:						0	30							0	3	0	0							0	334							0	0	0	0	
Number of Trades:						0							0							0.00							0							0		

OPAP (CR)

(Contract Size: 100 Securities, Exercise Style: American, Physical Delivery)

Call Options																Put Options																	
Exerise Price	June 2024							July 2024							Other Months		June 2024							July 2024							Other Months		Exerise Price
	Open price	Price max	Price min	Last price	Closing price	Volume	Open Interest	Open price	Price max	Price min	Last price	Closing price	Volume	Open Interest	Volume	Open Interest	Open price	Price max	Price min	Last price	Closing price	Volume	Open Interest	Open price	Price max	Price min	Last price	Closing price	Volume	Open Interest	Volume	Open Interest	
9.600	0.000	0.000	0.000		5.54	-	-							-	-			0.000	0.000	0.000		0.001	-	-			-	-					0.096
10.000	0.000	0.000	0.000		5.14	-	-	0.000	0.000	0.000		5.15	-	-			0.000	0.000	0.000		0.001	-	-	0.000	0.000	0.000		0.001	-	-			0.100
11.000	0.000	0.000	0.000		4.14	-	-	0.000	0.000	0.000		4.16	-	-			0.000	0.000	0.000		0.001	-	-	0.000	0.000	0.000		0.001	-	-			0.110
12.000	0.000	0.000	0.000		3.14	-	-	0.000	0.000	0.000		3.16	-	-			0.000	0.000	0.000		0.001	-	-	0.000	0.000	0.000		0.003	-	-			0.120
13.000	0.000	0.000	0.000		2.14	-	-	0.000	0.000	0.000		2.17	-	-			0.000	0.000	0.000		0.002	-	-	0.000	0.000	0.000		0.010	-	-			0.130
14.000	0.000	0.000	0.000		1.15	-	-	0.000	0.000	0.000		1.26	-	-			0.000	0.000	0.000		0.009	-	-	0.000	0.000	0.000		0.092	-	-			0.140
15.000	0.000	0.000	0.000		0.342	-	-	0.000	0.000	0.000		0.560	-	-			0.000	0.000	0.000		0.200	-	20	0.000	0.000	0.000		0.395	-	-			0.150
16.000	0.000	0.000	0.000		0.035	-	-	0.000	0.000	0.000		0.180	-	-			0.000	0.000	0.000		0.895	-	-	0.000	0.000	0.000		1.02	-	-			0.160
17.000	0.000	0.000	0.000		0.001	-	33	0.000	0.000	0.000		0.040	-	-			0.000	0.000	0.000		1.87	-	-	0.000	0.000	0.000		1.89	-	-			0.170
18.000	0.000	0.000	0.000		0.001	-	-	0.000	0.000	0.000		0.006	-	-			0.000	0.000	0.000		2.87	-	-	0.000	0.000	0.000		2.87	-	-			0.180
19.000	0.000	0.000	0.000		0.001	-	-	0.000	0.000	0.000		0.001	-	-			0.000	0.000	0.000		3.87	-	-	0.000	0.000	0.000		3.87	-	-			0.190
20.000	0.000	0.000	0.000		0.001	-	-	0.000	0.000	0.000		0.001	-	-			0.000	0.000	0.000		4.87	-	-	0.000	0.000	0.000		4.87	-	-			0.200
22.000	0.000	0.000	0.000		0.001	-	-	0.000	0.000	0.000		0.001	-	-			0.000	0.000	0.000		6.87	-	-	0.000	0.000	0.000		6.87	-	-			0.220
24.000	0.000	0.000	0.000		0.001	-	-	0.000	0.000	0.000		0.001	-	-			0.000	0.000	0.000		8.87	-	-	0.000	0.000	0.000		8.87	-	-			0.240
Totals:													0	0	0	0						0	20				0	11	0	0			
Number of Trades:													0		0							0.00					0		0				

OTE (CR)

(Contract Size: 100 Securities, Exercise Style: American, Physical Delivery)

Call Options																Put Options																				
June 2024								July 2024								Other Months		June 2024								July 2024								Other Months		
Exercise Price	Open price	Price max	Price min	Last price	Closing price	Volume	Open Interest	Open price	Price max	Price min	Last price	Closing price	Volume	Open Interest	Volume	Open Interest	Open price	Price max	Price min	Last price	Closing price	Volume	Open Interest	Open price	Price max	Price min	Last price	Closing price	Volume	Open Interest	Volume	Open Interest	Exercise Price			
9.200	0.000	0.000	0.000		4.44	-	-	0.000	0.000	0.000		4.45	-	-			0.000	0.000	0.000		0.001	-	-	0.000	0.000	0.000		0.001	-	-			0.092			
9.600	0.000	0.000	0.000		4.04	-	-	0.000	0.000	0.000		4.05	-	-			0.000	0.000	0.000		0.001	-	-	0.000	0.000	0.000		0.001	-	-			0.096			
10.000	0.000	0.000	0.000		3.64	-	-	0.000	0.000	0.000		3.65	-	-			0.000	0.000	0.000		0.001	-	-	0.000	0.000	0.000		0.001	-	-			0.100			
11.000	0.000	0.000	0.000		2.64	-	-	0.000	0.000	0.000		2.66	-	-			0.000	0.000	0.000		0.001	-	-	0.000	0.000	0.000		0.005	-	-			0.110			
12.000	0.000	0.000	0.000		1.64	-	-	0.000	0.000	0.000		1.71	-	-			0.000	0.000	0.000		0.001	-	-	0.000	0.000	0.000		0.050	-	-			0.120			
13.000	0.000	0.000	0.000		0.704	-	-	0.000	0.000	0.000		0.908	-	-			0.000	0.000	0.000		0.062	-	-	0.000	0.000	0.000		0.247	-	-			0.130			
14.000	0.000	0.000	0.000		0.137	-	-	0.000	0.000	0.000		0.375	-	-			0.000	0.000	0.000		0.496	-	10	0.000	0.000	0.000		0.714	-	-			0.140			
15.000	0.000	0.000	0.000		0.009	-	-	0.000	0.000	0.000		0.121	-	3			0.000	0.000	0.000		1.37	-	-	0.000	0.000	0.000		1.46	-	-			0.150			
16.000	0.000	0.000	0.000		0.001	-	-	0.000	0.000	0.000		0.029	-	-			0.000	0.000	0.000		2.37	-	-	0.000	0.000	0.000		2.38	-	-			0.160			
17.000	0.000	0.000	0.000		0.002	-	-	0.000	0.000	0.000		0.005	-	-			0.000	0.000	0.000		3.37	-	-	0.000	0.000	0.000		3.37	-	-			0.170			
18.000	0.000	0.000	0.000		0.002	-	-	0.000	0.000	0.000		0.001	-	-			0.000	0.000	0.000		4.37	-	-	0.000	0.000	0.000		4.37	-	-			0.180			
19.000	0.000	0.000	0.000		0.001	-	-	0.000	0.000	0.000		0.001	-	-			0.000	0.000	0.000		5.37	-	-	0.000	0.000	0.000		5.37	-	-			0.190			
20.000	0.000	0.000	0.000		0.001	-	-						-	-			0.000	0.000	0.000		6.37	-	-				-	-			0.200					
22.000	0.000	0.000	0.000		0.001	-	-						-	-			0.000	0.000	0.000		8.37	-	-				-	-			0.220					
Totals:						0	0						0	3	0	0						0	10				0	10	0	0						
Number of Trades:						0							0		0							0.00					0		0							

PIRAEUS FINANCIAL HOLD (CR)

(Contract Size: 100 Securities, Exercise Style: American, Physical Delivery)

Call Options															Put Options																			
June 2024								July 2024							Other Months		June 2024								July 2024							Other Months		
Exerise Price	Open price	Price max	Price min	Last price	Closing price	Volume	Open Interest	Open price	Price max	Price min	Last price	Closing price	Volume	Open Interest	Volume	Open Interest	Open price	Price max	Price min	Last price	Closing price	Volume	Open Interest	Open price	Price max	Price min	Last price	Closing price	Volume	Open Interest	Volume	Open Interest	Exerise Price	
1.800	0.000	0.000	0.000		1.92	-	-						-	-			0.000	0.000	0.000		0.001	-	-				-	-				0.018		
1.900	0.000	0.000	0.000		1.82	-	-						-	-			0.000	0.000	0.000		0.001	-	-				-	-				0.019		
2.000	0.000	0.000	0.000		1.72	-	-						-	-			0.000	0.000	0.000		0.001	-	-				-	-				0.020		
2.200	0.000	0.000	0.000		1.52	-	-						-	-			0.000	0.000	0.000		0.001	-	-				-	-				0.022		
2.400	0.000	0.000	0.000		1.32	-	-						-	-			0.000	0.000	0.000		0.001	-	-				-	-				0.024		
2.600	0.000	0.000	0.000		1.12	-	-	0.000	0.000	0.000		1.13	-	-			0.000	0.000	0.000		0.001	-	-	0.000	0.000	0.000		0.001	-	-			0.026	
2.800	0.000	0.000	0.000		0.922	-	-	0.000	0.000	0.000		0.927	-	-			0.000	0.000	0.000		0.001	-	-	0.000	0.000	0.000		0.001	-	-			0.028	
3.000	0.000	0.000	0.000		0.723	-	-	0.000	0.000	0.000		0.730	-	-			0.000	0.000	0.000		0.001	-	-	0.000	0.000	0.000		0.003	-	-			0.030	
3.200	0.000	0.000	0.000		0.523	-	-	0.000	0.000	0.000		0.540	-	-			0.000	0.000	0.000		0.003	-	-	0.000	0.000	0.000		0.012	-	-			0.032	
3.400	0.000	0.000	0.000		0.329	-	-	0.000	0.000	0.000		0.368	-	-			0.000	0.000	0.000		0.006	-	-	0.000	0.000	0.000		0.040	-	-			0.034	
3.600	0.000	0.000	0.000		0.163	-	-	0.000	0.000	0.000		0.227	-	-			0.000	0.000	0.000		0.040	-	-	0.000	0.000	0.000		0.099	-	-			0.036	
3.800	0.000	0.000	0.000		0.058	-	-	0.000	0.000	0.000		0.127	-	-			0.000	0.000	0.000		0.135	-	-	0.000	0.000	0.000		0.198	-	-			0.038	
4.000	0.000	0.000	0.000		0.014	-	-	0.000	0.000	0.000		0.063	-	-			0.000	0.000	0.000		0.291	-	-	0.000	0.000	0.000		0.335	-	-			0.040	
4.400	0.000	0.000	0.000		0.001	-	-	0.000	0.000	0.000		0.011	-	-			0.000	0.000	0.000		0.680	-	-	0.000	0.000	0.000		0.685	-	-			0.044	
4.800	0.000	0.000	0.000		0.001	-	-	0.000	0.000	0.000		0.001	-	-			0.000	0.000	0.000		1.08	-	-	0.000	0.000	0.000		1.08	-	-			0.048	
5.200	0.000	0.000	0.000		0.001	-	-	0.000	0.000	0.000		0.001	-	-			0.000	0.000	0.000		1.48	-	-	0.000	0.000	0.000		1.48	-	-			0.052	
5.600	0.000	0.000	0.000		0.001	-	-	0.000	0.000	0.000		0.001	-	-			0.000	0.000	0.000		1.88	-	-	0.000	0.000	0.000		1.88	-	-			0.056	
6.000	0.000	0.000	0.000		0.001	-	-	0.000	0.000	0.000		0.001	-	-			0.000	0.000	0.000		2.28	-	-	0.000	0.000	0.000		2.28	-	-			0.060	
6.400	0.000	0.000	0.000		0.001	-	-						-	-			0.000	0.000	0.000		2.68	-	-				-	-				0.064		
Totals:						0	0						0	0	0	0						0	0					0	0	0	0			
Number of Trades:						0							0		0							0.00						0		0				

PPC (CR)

(Contract Size: 100 Securities, Exercise Style: American, Physical Delivery)

Call Options															Put Options																		
June 2024							July 2024							Other Months		June 2024							July 2024							Other Months			
Exerise Price	Open price	Price max	Price min	Last price	Closing price	Volume	Open Interest	Open price	Price max	Price min	Last price	Closing price	Volume	Open Interest	Volume	Open Interest	Open price	Price max	Price min	Last price	Closing price	Volume	Open Interest	Open price	Price max	Price min	Last price	Closing price	Volume	Open Interest	Volume	Open Interest	Exerise Price
6.800	0.000	0.000	0.000		4.33	-	-						-	-			0.000	0.000	0.000		0.001	-	-				-	-				0.068	
7.200	0.000	0.000	0.000		3.93	-	-						-	-			0.000	0.000	0.000		0.001	-	-				-	-				0.072	
7.600	0.000	0.000	0.000		3.53	-	-						-	-			0.000	0.000	0.000		0.001	-	-				-	-				0.076	
8.000	0.000	0.000	0.000		3.13	-	-						-	-			0.000	0.000	0.000		0.001	-	-				-	-				0.080	
8.400	0.000	0.000	0.000		2.73	-	-	0.000	0.000	0.000		2.74	-	-			0.000	0.000	0.000		0.001	-	-	0.000	0.000	0.000		0.001	-	-			0.084
8.800	0.000	0.000	0.000		2.33	-	-	0.000	0.000	0.000		2.35	-	-			0.000	0.000	0.000		0.001	-	-	0.000	0.000	0.000		0.004	-	-			0.088
9.200	0.000	0.000	0.000		1.93	-	-	0.000	0.000	0.000		1.96	-	-			0.000	0.000	0.000		0.001	-	-	0.000	0.000	0.000		0.014	-	-			0.092
9.600	0.000	0.000	0.000		1.53	-	-	0.000	0.000	0.000		1.58	-	-			0.000	0.000	0.000		0.002	-	-	0.000	0.000	0.000		0.036	-	-			0.096
10.000	0.000	0.000	0.000		1.14	-	-	0.000	0.000	0.000		1.23	-	-			0.000	0.000	0.000		0.014	-	-	0.000	0.000	0.000		0.086	-	-			0.100
11.000	0.000	0.000	0.000		0.356	-	5	0.000	0.000	0.000		0.540	-	26			0.000	0.000	0.000		0.227	-	-	0.000	0.000	0.000		0.395	-	-			0.110
12.000	0.000	0.000	0.000		0.045	-	29	0.000	0.000	0.000		0.173	-	49			0.000	0.000	0.000		0.917	-	-	0.000	0.000	0.000		1.03	-	-			0.120
13.000	0.000	0.000	0.000		0.002	-	3	0.000	0.000	0.000		0.039	-	10			0.000	0.000	0.000		1.88	-	-	0.000	0.000	0.000		1.90	-	-			0.130
14.000	0.000	0.000	0.000		0.001	-	-	0.000	0.000	0.000		0.007	-	-			0.000	0.000	0.000		2.88	-	-	0.000	0.000	0.000		2.88	-	-			0.140
15.000	0.000	0.000	0.000		0.001	-	-	0.000	0.000	0.000		0.001	-	-			0.000	0.000	0.000		3.88	-	-	0.000	0.000	0.000		3.88	-	-			0.150
16.000	0.000	0.000	0.000		0.001	-	-	0.000	0.000	0.000		0.001	-	-			0.000	0.000	0.000		4.88	-	-	0.000	0.000	0.000		4.88	-	-			0.160
17.000	0.000	0.000	0.000		0.001	-	-	0.000	0.000	0.000		0.001	-	-			0.000	0.000	0.000		5.88	-	-	0.000	0.000	0.000		5.88	-	-			0.170
18.000	0.000	0.000	0.000		0.001	-	-						-	-			0.000	0.000	0.000		6.88	-	-				-	-				0.180	
Totals:						0	37						0	85	0	0						0	0					0	10	0	0		
Number of Trades:						0							0		0							0.00						0		0			

Lending Products	Underlying Title	Multilateral Transactions[1]					Bilateral Transactions[2]		Stock Borrowing through OTC (volume)[3]
		Open Interest[5]	Volume(Offered)	Average Weighted	Transactions volume	Average Weighted	Transactions Volume	Average Weighted	Transactions Volume
ADMIEBOR	ADMIE (IPTO) HOLDING S.A. (CR)	---	---	---	---	---	---	---	202,364
AEGNBOR	AEGEAN AIRLINES (CR)	7,011	---	---	---	---	---	---	306,769
AETFBOR	ALPHA ETF FTSE Athex Large Cap	---	---	---	---	---	2,500	1.00%	---
ALPHABOR	ALPHA SERVICES HOLD (CR)	---	---	---	---	---	---	---	60,443,513
ALMYBOR	ALUMIL (CR)	---	---	---	---	---	---	---	---
AIABOR	ATHENS INTL AIRPORT (CR)	1,961	---	---	500	5.46%	---	---	151,800
ACAGBOR	AUSTRIACARD (CB)	---	---	---	---	---	---	---	---
OTOELBOR	AUTOHELLAS SA (CR)	2,589	---	---	---	---	---	---	95,089
AVAXBOR	AVAX S.A. (CR)	---	---	---	---	---	---	---	---
EEEBOR	CC HBC AG (CR)	2,599	---	---	---	---	---	---	77,221
CENERBOR	CENERGY HOLDINGS (CB)	4,600	---	---	---	---	---	---	54,337
DIMANDBOR	DIMAND (CR)	---	---	---	---	---	---	---	90,674
ELLAKTORBOR	ELLAKTOR (CR)	2,925	---	---	---	---	---	---	54,365
ELHABOR	ELVALHALCOR (CR)	3,134	---	---	---	---	---	---	67,687
EPSILBOR	EPSILON NET (CR)	---	---	---	---	---	---	---	8,700
EUROBBOR	EUROBANK HOLDINGS (CR)	119,911	---	---	---	---	---	---	52,754,044
EYDAPBOR	EYDAP S.A. (CR)	845	---	---	---	---	---	---	218,766
FOYRKBOR	FOURLIS (CR)	230	---	---	---	---	---	---	38,297
GEKTERNABOR	GEK TERNA (CR)	---	---	---	---	---	---	---	3,698
SARBOR	GR. SARANTIS S.A. (CR)	1,942	---	---	---	---	---	---	18,591
EXAEBOR	HELLENIC EXCHANGES-A.S.E. (CR)	---	---	---	---	---	---	---	152,047
ELPEBOR	HELLENIQ ENERGY (CR)	---	---	---	---	---	---	---	573,209
INTEKBOR	IDEAL HOLDINGS (CR)	---	---	---	---	---	---	---	3,350
INTRKBOR	INTRACOM HOLDINGS (CR)	---	---	---	---	---	---	---	241
INKATBOR	INTRAKAT (CR)	---	---	---	---	---	---	---	479,185
INLOTBOR	INTRALOT (CR)	---	---	---	---	---	---	---	1,205,463
BELABOR	JUMBO SA (CR)	2,648	---	---	---	---	---	---	195,735
KRIBOR	KRI-KRI S.A. (CR)	---	---	---	---	---	---	---	140
LAMDABOR	LAMDA DEVELOPMENT SA (CR)	---	---	---	---	---	---	---	223,277
LAVIBOR	LAVIPHARM SA (CR)	---	---	---	---	---	---	---	---
MIGBOR	MIG (CR)	1,992	---	---	---	---	---	---	40,179

Stock Lending Notes

- [1] - Multilateral contracts Lending or Borrowing as per Methods 8-1, 8-2 and 8-3-3 (According to ATHEX BoD Resolution No.17)
- [2] - Billateral Contracts Lending or Borrowing as per Methods 8-3-1 and 8-3-2 & Contracts as per Method 4 (According to ATHEX BoD Resolution No.20)
- [3] - The information concerning OTC Stock Borrowing Transactions is based on the statements of the Dematerialised Securities System (DSS) operators involved and refers to volumes that have been registered up until the previous working day.
- [4] - Average Price (Volume weighted)
- [5] - The Data concerning Open Interest before the start of trading session

Lending Products	Underlying Title	Multilateral Transactions[1]					Bilateral Transactions[2]		Stock Borrowing through OTC (volume)[3]
		Open Interest[5]	Volume(Offered)	Average Weighted	Transactions volume	Average Weighted	Transactions Volume	Average Weighted	Transactions Volume
MOHBOR	MOTOR OIL (CR)	18,705	---	---	---	---	---	---	556,652
MYTILBOR	MYTILINEOS (CR)	2,362	---	---	---	---	---	---	169,259
ETEBOR	NATIONAL BANK (CR)	53,000	---	---	---	---	---	---	11,701,913
OPAPBOR	OPAP (CR)	13,216	---	---	---	---	---	---	1,848,553
OPTIMABOR	OPTIMA BANK (CR)	22,701	---	---	---	---	---	---	75,000
HTOBOR	OTE (CR)	---	---	---	---	---	---	---	1,663,904
PPABOR	P.P.A. S.A. (CR)	4,500	---	---	100	4.88%	---	---	67,438
TPEIRBOR	PIRAEUS FINANCIAL HOLD (CR)	4,223	---	---	---	---	---	---	10,849,832
PPCBOR	PPC (CR)	2,000	---	---	---	---	---	---	2,778,888
PREMIABOR	PREMIA (CR)	---	---	---	---	---	---	---	---
PROFBOR	PROFILE SA (CR)	---	---	---	---	---	---	---	5,000
QUESTBOR	QUEST HOLDINGS (CR)	391	---	---	---	---	---	---	11,331
OLYMPBOR	TECHNICAL OLYMPIC SA (CR)	---	---	---	---	---	---	---	---
TENERGYBOR	TERNA ENERGY (CR)	---	---	---	---	---	---	---	391,322
EYAPSBOR	THESSALONIKA WATER & SEWERAGE	---	---	---	---	---	---	---	---
PLATBOR	THRACE PLASTICS SA (CR)	---	---	---	---	---	---	---	1,596
TITCBOR	TITAN CEMENT (CB)	2,037	---	---	---	---	---	---	228,401
VIOBOR	VIOHALCO SA/NV (CB)	4,879	---	---	952	5.04%	---	---	---

Stock Lending Notes

- [1] - Multilateral contracts Lending or Borrowing as per Methods 8-1, 8-2 and 8-3-3 (According to ATHEX BoD Resolution No.17)
- [2] - Bilateral Contracts Lending or Borrowing as per Methods 8-3-1 and 8-3-2 & Contracts as per Method 4 (According to ATHEX BoD Resolution No.20)
- [3] - The information concerning OTC Stock Borrowing Transactions is based on the statements of the Dematerialised Securities System (DSS) operators involved and refers to volumes that have been registered up until the previous working day.
- [4] - Average Price (Volume weighted)
- [5] - The Data concerning Open Interest before the start of trading session

Sectors codification for listed companies

12003 -	ETF	10101010	Computer Services
10101015	Software	10102030	Computer Hardware
15101010	Telecommunications Equipment	15102015	Telecommunications Services
20101010	Health Care Facilities	20101025	Health Care Services
20102010	Medical Equipment	20103015	Pharmaceuticals
30101010	Banks	30202000	Diversified Financial Services
30202010	Asset Managers & Custodians	30202015	Investment Services
30204000	Closed End Investments	30302010	Full Line Insurance
30302015	Insurance Brokers	30302025	Property and Casualty Insurance
35101010	Real Estate Holding and Development	35101015	Real Estate Services
35102000	Diversified REITs	35102030	Office REITs
35102045	Retail REITs.	40201040	Rental & Leasing Services: Consumer
40202010	Home Construction	40202015	Household Furnishings
40202020	Household Appliance	40203040	Electronic Entertainment
40204020	Clothing & Accessories	40301010	Entertainment
40301030	Publishing	40301035	Radio & TV Broadcasters
40401010	Diversified Retailers	40401020	Apparel Retailers
40401025	Home Improvement Retailers	40401030	Specialty Retailers
40501010	Airlines	40501015	Travel & Tourism
40501020	Casinos & Gambling	40501025	Hotels & Motels
45101015	Distillers & Vintners	45101020	Soft Drinks
45102010	Farming Fishing Ranching & Plantations	45102020	Food Products
45103010	Tobacco	45201010	Food Retailers & Wholesalers
45201020	Personal Products	50101010	Construction
50101020	Building Roof/Wallboard and Plumbing	50101030	Cement
50101035	Building Materials: Other	50202010	Electrical Components
50203015	Plastics	50203030	Containers & Packaging
50204000	Machinery: Industrial	50204020	Machinery: Construction & Handling
50205010	Industrial Suppliers	50205020	Back Office Support HR & Consulting
50205030	Forms & Bulk Printing Services	50206015	Commercial Vehicles & Parts
50206030	Marine Transportation	50206060	Transportation Services
55101000	Diversified Materials	55101020	Textile Products
55102000	General Mining	55102010	Iron & Steel
55102015	Metal Fabricating	55102035	Aluminum
60101020	Oil Refining and Marketing	65101010	Alternative Electricity
65101015	Conventional Electricity	65102000	Multi-Utilities
65102030	Water		



ATHEX
Athens Stock Exchange

Λεωφ. Αθηνών 110 104 42 Αθήνα
110, Athinon Ave. GR 104 42 Athens
tel. (+30)210-33.66.800, fax (+30)210-33.66.101
www.athexgroup.gr