

24

Εναλλακτική Αγορά Ημερήσιο Δελτίο Συναλλακτικής Δραστηριότητας

Alternative Market
Daily Official List of Trading Activity

Friday, 9 August, 2024
Year: 17 Trading Day No: 150



ATHEX
Athens Stock Exchange

Disclaimer:

Hellenic Exchanges – Athens Stock Exchange S.A. (HELEX), endeavors to ensure that the data and other material ("Information") presented on the Daily Official List of the Alternative Market (ena) are accurate and complete, but it is not liable for any errors or omissions of data or /and for the accuracy, credibility, updating and completeness of the aforesaid information nor it has any liability arising directly or indirectly from the use of the above Information.

All contents of the Daily Official List of the Alternative Market (ENA) are provided only for information purposes and do not constitute investment advice or solicitation to invest in securities or other products listed for trading on HELEX.

You acknowledge and agree that HELEX is the owner of any property rights related to any Information appearing on the Daily Official List of the Alternative Market (ENA) including intellectual property rights copyright, trademarks, etc.

The above data are a property of the Hellenic Exchanges – Athens Stock Exchange S.A. and are copyright protected. Users are forbidden to reproduce, modify, copy, sale, transmit or redistribute, by all reproduction means and methods, part or the whole of the above data, without reference to their source.

Hellenic Exchanges - Athens Stock Exchange S.A.

110 Athinon Ave., 10442 Athens, Tel: (210) 33.66.800, Fax: (210) 32.13.938

www.athexgroup.gr

Thessalonica Stock Exchange Center (T.S.E.C)

16-18 Katouni Str., Thessalonica 546 25 Tel: (2310) 567.667, Fax: (2310) 530.545

Athex Members Guarantee Fund

14-16 Fidiou Str., Athens 106 78, Tel: (210) 33.04.682, Fax: (210) 33.04.155

Hellenic Republic Capital Market Commission

1 Kolokotroni Str. & 1 Stadiou Str., Athens 10562 Tel: (210) 33.77.100 Fax: (210) 33.77.173

Table of Contents

Section 1: Trading Session Statistical Data

Summary of Market

Athex Indices

Analytic Figures for Athex Market's Boards and Categories

Section 2: Shares Transactions Data

Shares Transactions Data

Shares' Notes

Section 3: Shares Other Transactions Data

Blocks Data

Rights Data

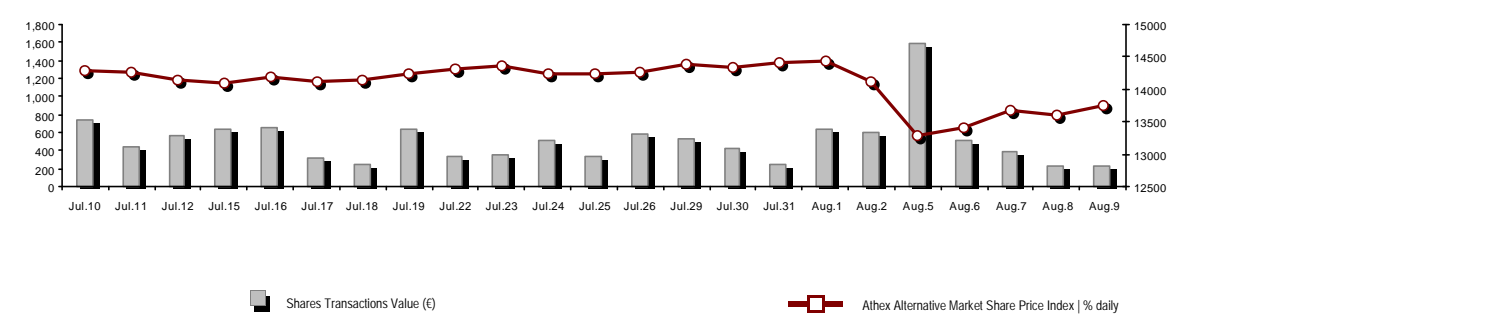
Section 4: Bonds Transactions Data

Non Convertible Corporate Bonds - Alternative Market

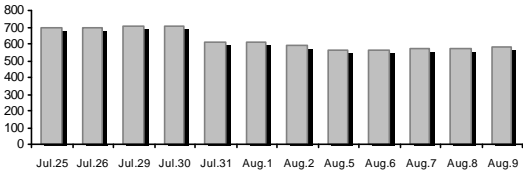
Section codification follows the corresponding from the Greek version of Daily Official List for reference purposes.

Summary of Market

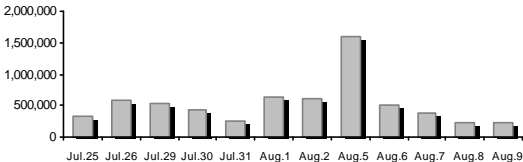
Athex Alternative Market Share Price Index vs Shares Transactions Value



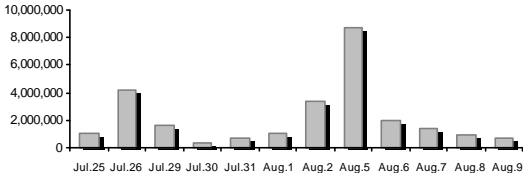
Total Transactions Value (€):	225,983.33	Athex Capitalisation (€)
Athex Capitalisation (€):	578,383,450.33	
Daily change: € %	5,904,043.57 1.03%	
Yearly Avg Capitalisation: € % chng prev year Avg	619,509,031.26 49.60%	
Athex Alternative Market Share Price Index % daily chng	13,744.99 1.03%	
Athex Alternative Market Share Price Index Capitalisation (€)	578,383,450.33	
Daily change (€)	5,904,043.57	



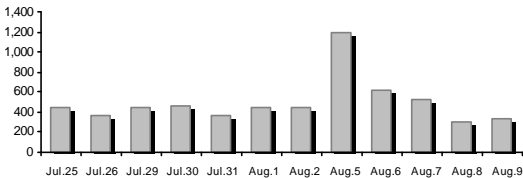
Shares Transactions Value (€)	225,983.33	Value of Transactions (€)
Daily change: € %	-1,074.89 -0.47%	
YTD Avg Trans. Value: € % chng prev year Avg	1,132,980.82 110.38%	
Blocks of Shares Transactions Value (€)	0.00	
Bonds Transactions Value (thou. €)	0.00	



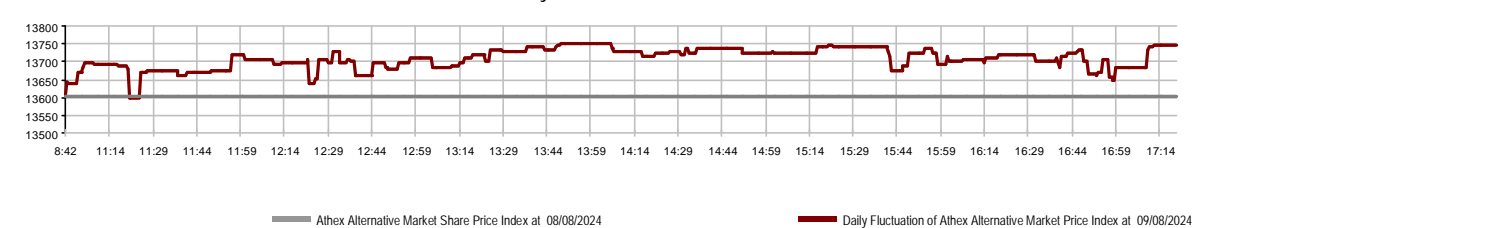
Shares Transactions Volume (pieces)	667,717.00	Volume of Transactions
Daily change: pieces %	-301,253.00 -31.09%	
YTD Avg Volume: pieces % chng prev year Avg	4,876,423.41 39.80%	
Blocks of Shares Transactions Volume (pieces)	0.00	
Bonds Transactions Volume	0	



Shares Trades Number	342	Number of Trades
Daily change: number %	37 12.13%	
YTD Avg Derivatives Trades number % chng prev year Avg	1,022 51.04%	
Number of Blocks of Shares	0	
Number of Bonds Transactions	0	



Daily Fluctuation of Athex Alternative Market Price Index



Athex Indices

Index name	09/08/2024	08/08/2024	pts.	%	Min	Max	Year min	Year max	Year change
ATHEX Alternative Market Price Index	13,744.99 #	13,604.69	140.30	1.03%	13,596.79	13,752.90	9,352.11	15,217.49	46.97% #

Analytic Figures for Athex Market's Boards and Categories

		Total Traded Shares	
Totals		9	
	Gain / Lose / Same:	6 / 2 / 1	
Athex Capitalisation (€)		578,383,450.33	
Daily Average Transactions Value (€)		1,132,980.82	
Shares Transactions Value (€)		225,983.33	
	Main Board:	225,983.33	
	Blocks Board:	0.00	
	Forced Sales Board:	0.00	
	Special Terms Board:	0.00	
Daily Average Transactions Volume		4,876,423	
Transactions Volume		667,717	
	Main Board:	667,717	
	Blocks Board:	0	
	Forced Sales Board:	0	
	Special Terms Board:	0	
Daily Average Number of Trades		1,022	
Number of Trades		342	
	Main Board:	342	
	Blocks Board:	0	
	Forced Sales Board:	0	
	Special Terms Board:	0	

Trading Details by Sector

Code	Sectors	Gain / Lose / Same	Number of Trades	Transactions Volume	Transactions Value	% of Total Trans. Value
3020	- Financial Services	3 / 0 / 1	246	644,846	203,808.31	90.19%
4510	- Food Beverage & Tobacco	0 / 0 / 0	---	---	---	---
2010	- Health Care	0 / 0 / 0	---	---	---	---
5020	- Industrial Goods & Services	0 / 1 / 0	22	10,690	4,276.74	1.89%
4040	- Retail	0 / 1 / 0	27	6,835	5,517.60	2.44%
1010	- Technology	3 / 0 / 0	47	5,346	12,380.68	5.48%

Top 10 best & worst performing Shares

With positive Price change	Closing price	change	With negative Price change	Closing price	change
DOTSOFT (CR)	13.10	4.80% #	MED S.A. (CR)	0.800	-9.09% Ⓔ
SOFTWeb (CR)	1.51	2.93% #	FOODLINK S.A. (CR)	0.402	-1.47% Ⓔ
CAIRO MEZZ (CR)	0.401	2.56% #			
GALAXY COSMOS MEZZ (CR)	0.678	1.35% #			
REAL CONSULTING (CR)	3.60	0.84% #			
SUNRISEMEZZ (CR)	0.319	0.79% #			
PHOENIX VEGA (CR)	0.081	0.00% ↘			

With the highest Transactions Value	Value (thou. €)	change	With the highest Transactions Volume	Volume	change
CAIRO MEZZ (CR)	118.95	2.56% #	CAIRO MEZZ (CR)	297,155	2.56% #
GALAXY COSMOS MEZZ (CR)	58.52	1.35% #	PHOENIX VEGA (CR)	238,324	0.00% ↘
PHOENIX VEGA (CR)	19.26	0.00% ↘	GALAXY COSMOS MEZZ (CR)	87,044	1.35% #
SUNRISEMEZZ (CR)	7.08	0.79% #	SUNRISEMEZZ (CR)	22,323	0.79% #
SOFTWeb (CR)	5.60	2.93% #	FOODLINK S.A. (CR)	10,690	-1.47% Ⓔ
MED S.A. (CR)	5.52	-9.09% Ⓔ	MED S.A. (CR)	6,835	-9.09% Ⓔ
REAL CONSULTING (CR)	5.21	0.84% #	SOFTWeb (CR)	3,750	2.93% #
FOODLINK S.A. (CR)	4.28	-1.47% Ⓔ	REAL CONSULTING (CR)	1,476	0.84% #
DOTSOFT (CR)	1.57	4.80% #	DOTSOFT (CR)	120	4.80% #

Number of Listed Shares	Nominal Value	Dividends [1]			Date of Last Coupon		Note	Shares	Closing price	% change	Previous closing price/date		Open price	Price min	Price max	Last price	Avg price	Last Bid [7]	Last Ask [7]	P/E after tax	Year	Volume	Trades	Transactions Value	Company Mkt Value (€) [3,5]	Year low	Year high	Sector[4]
		2021	2022	2023	Dividend [2]	Right																						
309,096,827	0.100	---	---	---	29/09/2020	---	CAIRO MEZZ (CR)	0.401	2.56 P	0.391	08/08/2024	0.399	0.387	0.405	0.401	0.400	1000@0.395	1904@0.399	1.01	2023	297,155	115	118,953.09	123,947.830.160	0.470	30202010		
12,481,290	0.040	---	---	---	19/08/2008 14/06/2024	---	DOPPLER (CR)	0.715	---	0.715	08/08/2024	---	---	---	---	---	695@0.645	500@0.700	---	---	---	---	---	8,924.120.568	1.33	50204000		
3,120,000	0.100	---	---	---	10/08/2023	---	DOTSOFT (CR)	13.10	4.80 P	12.50	22/07/2024	13.10	13.10	13.10	13.10	13.10	580@13.10	---	---	---	120	1	1,572.00	40,872.00	4.24	13.10	10101010	
14,791,000	0.360	---	---	---	05/05/2010 12/05/2008	---	EUROXX (CR)	4.20	---	4.20	12/07/2024	---	---	---	---	---	---	---	---	16.80	2023	---	---	---	62,122.20	4.00	4.20	30202015
33,352,551	0.100	---	---	---	12/06/2012 25/08/2023	---	FOODLINK S.A. (CR)	0.402	-1.47 E	0.408	07/08/2024	0.395	0.388	0.409	0.399	0.400	50@0.399	800@0.409	---	---	10,690	22	4,276.74	13,407.730.367	0.590	50205010		
86,941,164	0.164	---	---	---	14/12/2023	---	GALAXY COSMOS MEZZ (CR)	0.678	1.35 P	0.669	08/08/2024	0.666	0.665	0.685	0.678	0.672	1512@0.678	5400@0.684	10.89	2023	87,044	77	58,516.46	58,946.110.482	0.890	30202010		
11,917,870	0.240	---	---	---	07/07/2023	---	MED S.A. (CR)	0.800	-9.09 E	0.880	08/08/2024	0.830	0.795	0.830	0.820	0.807	50@0.825	48@0.820	---	---	6,835	27	5,517.60	9,534.300.725	1.23	40401020		
7,300,000	0.500	---	0.0387	---	03/07/2023 28/02/2008	---	MEDITERRA (CR)	1.43	---	1.43	08/08/2024	---	---	---	---	---	100@1.30	96@1.48	27.18	2023	---	---	---	10,439.00	1.22	1.74	45102020	
3,333,500	0.300	---	---	---	13/07/2020 09/12/2008	---	OPTRONICS TECHNOLOGIES (CR)	1.48	---	1.48	05/08/2024	---	---	---	---	---	---	150@1.59	23.17	2023	---	---	---	4,933.58	1.25	1.86	10102015	
1,250,367,229	0.021	---	---	---	29/11/2023	---	PHOENIX VEGA (CR)	0.081	---	0.081	08/08/2024	0.081	0.080	0.082	0.081	0.081	850@0.081	675@0.081	9.05	2023	238,324	25	19,255.14	101,279.750.045	0.106	30202010		
21,500,000	0.400	0.03	0.03	---	14/09/2023 06/08/2021	---	REAL CONSULTING (CR)	3.60	0.84 P	3.57	08/08/2024	3.63	3.50	3.63	3.60	3.53	339@3.50	3231@3.60	---	---	1,476	22	5,206.71	77,400.00	2.55	4.32	10101010	
5,130,000	0.120	---	---	---	23/07/2024	---	SOFTWeb (CR)	1.51	2.93 P	1.47	08/08/2024	1.50	1.45	1.52	1.51	1.49	50@1.51	163@1.50	---	---	3,750	24	5,601.97	7,744.250.900	2.68	10101015		
178,623,895	0.081	---	---	---	29/11/2023	---	SUNRISEMEZZ (CR)	0.319	0.79 P	0.317	08/08/2024	0.316	0.310	0.320	0.318	0.317	3000@0.313	9000@0.318	14.43	2023	22,323	29	7,083.62	56,981.020.210	0.399	30202010		
857,210	1.05	---	---	---	08/06/2010 12/03/2010	---	VIDAVO (CR)	2.16	---	2.16	19/07/2024	---	---	---	---	---	---	350@2.36	14.94	2023	---	---	---	1,851.57	2.00	2.74	20101025	

Shares' Notes

Code	Note text
()	- Adjusted dividends.
*	- Last adjusted closing price.
[1]	- Net dividends.
[2]	- The "Date of Last Coupon" for New listings refers to the date company's stocks started to trade in Athex
[3]	- The Company Market Value is referred to the number of listed shares
[4]	- Sectors codification can be found in Appendix A
[5]	- The Market Value refers to the total number of shares listed (including their several classes) in the exchange by the company.
[6]	- P/E greater than 100
[7]	- Last view of the Order Book before the end of the trading session

Blocks Data

Stocks	Block Volume	Price	Block Trade Value	Time of approval	Note
No Blocks Transactions.					

Blocks Notes

- 2 - SPOT 1 or SPOT 2 Packet

3 - Block with Short Selling

4 - Buy to Close Block

6 - Simultaneous Constitution

7 - Repurchase Agreement

8 - Dispersion's Achievement (Not Listed)

9 - Dispersion's Achievement (Listed)

10 - Share Capital Majority of Greek State (> 50 bil)

11 - Total Assets > 500 bil

12 - Sell Offer through Athex

13 - Forced Sale of NMOE

14 - Restoration Packet

15 - Market Maker Packet

16 - Short Selling

18 - SPOT 1 Packet

20 - Method 6-1 Packet

Rights Data

Occured date	Exercise from	Exercise until	Trading until	Rights	Price min	Price max	Closing price	Last Bid	Last Ask	Volume	Trades	Transactions Value
-----------------	------------------	-------------------	------------------	--------	--------------	--------------	------------------	----------	----------	--------	--------	-----------------------

No Rights Transactions.

Non Convertible Corporate Bonds - Alternative Market

Num Listed Bonds	Nominal price	Issue price	Today's Rate	Exp. Date	Duration (years)	Note	Coupon attached		Trading	Non Convertible Corporate Bonds -	Accrued Int.	Yield.T.Mat	Price min	Price max	Closing price	Previous closing price/date		Volume	Transactions Value	Last order		Date	Year min	Year max
							Common	Preferred								Price	Buy / Sell							
4,075	1,000.00	1,000.00	4.50	22/12/2026	5	---	6	---	1	R ENERGY 1 S.A. (Non Convertible)	6.1250	4.4700	---	---	---	98.9000	27/06/2024	---	---	98.5001	B	09/08/2024	98.0000	99.9000
6,500	506.00	1,000.00	5.50	22/12/2024	7	---	14	---	1	DELTA TECHNIKH S.A. (Non Convertible)	3.7880	4.0150	---	---	---	100.0000	03/07/2024	---	---	95.9701	B	09/08/2024	97.7978	100.0000

Corporate Bonds Notes

Transactions Volume = (Pieces) * (Nominal Price). Transactions Value = (Pieces) * (Nominal Price) * (price %) + (Accrued interest).
The price of a Bond is stated as a percentage (%) of Bond's Nominal Price.
Nominal Price in Euros (€), except if it is noted differently.



ATHEX
Athens Stock Exchange

Λεωφ. Αθηνών 110 104 42 Αθήνα
110, Athinon Ave. GR 104 42 Athens
tel. (+30)210-33.66.800, fax (+30)210-33.66.101
www.athexgroup.gr