

24

Ημερήσιο Δελτίο
Συναλλακτικής Δραστηριότητας

Daily Official List
of Trading Activity

Friday, 20 September, 2024
Year: 145 Trading Day No: 179



ATHEXGROUP
Athens Exchange Group

Disclaimer:

Hellenic Exchanges-Athens Stock Exchange S.A endeavours to ensure that the data and other material ("Information") presented on the Daily Official List are accurate and complete, but it is not liable for any errors or omissions of data or /and for the accuracy, credibility, updating and completeness of the aforesaid information nor it has any liability arising directly or indirectly from the use of the above Information.

The Company is not liable for the accuracy of the data included in listed companies' announcements. Only the sender of such an announcement is fully and solely liable for any infringement of third party's rights from the content of such announcement. All contents of the Daily Official List are provided only for information purposes and do not constitute investment advice or solicitation to invest in securities or other products listed for trading on the Exchange.

You acknowledge and agree that the Company is the owner of any property rights related to any Information appearing on the Daily Official List including intellectual property rights copyright, trademarks, etc.

The above data are a property of the Hellenic Exchanges-Athens Exchange and are copyright protected. Users are forbidden to reproduce, modify, copy, sale, transmit or redistribute, by all reproduction means and methods, part or the whole of the above data, without reference to their source.

The commercial exploitation of these data is, also, forbidden by third parties. Hellenic Exchanges-Athens Exchange does not carry any responsibility, direct or indirect, derived from usage or accidental alteration of the above data when used by third parties.

Hellenic Exchanges – Athens Stock Exchange S.A.

110 Athinon Ave., 10442 Athens, Tel: (210) 33.66.800, Fax: (210) 32.13.938

www.athexgroup.gr

Thessalonica Stock Exchange Center (T.S.E.C)

16-18 Katouni Str., Thessalonica 546 25 Tel: (2310) 567.667, Fax: (2310) 530.545

Athex Members Guarantee Fund

14-16 Fidiou Str., Athens 106 78, Tel: (210) 33.04.682, Fax: (210) 33.04.155

Hellenic Republic Capital Market Commission

1 Kolokotroni Str. & 1 Stadiou Str., Athens 10562 Tel: (210) 33.77.100 Fax: (210) 33.77.173

Table of Contents

Section 1: Statistical Figures of Securities, Derivatives and Lending

Summary of Markets

Athex Indices

Analytic Figures for Athex Market's Boards and Categories

Trading Details by Athex Sectors and Financial Instruments (ETFs)

Top 10 best & worst performing Shares

Derivatives Summary

Section 2: Analytic Figures of Shares Transactions

Analytic Figures of Shares Transactions

Shares' Notes

Section 3: Figures of Securities Transactions

Securities Blocks Details

Shares Rights Details

Stock Borrowing

Forced Sales Details

Forced Sales Registered Shares

Exchange Traded Funds (ETFs) Characteristics

Section 5: Bonds traded in Fixed Income Assets Market

Convertible Corporate Bonds - Regulated Market

Non Convertible Corporate Bonds - Regulated Market

Government Bonds

Treasury Bills & Zero Coupon Government Bonds

Government Bonds Traded with the Open Outcry Method

State Banks Bonds

Section 6: Additional Infos

Athex & ATHEXClear Members List

List of Stocks under Market Making operations

Section 7: Derivatives Market Analytic Figures

Index Futures

Stock Futures

Index Options

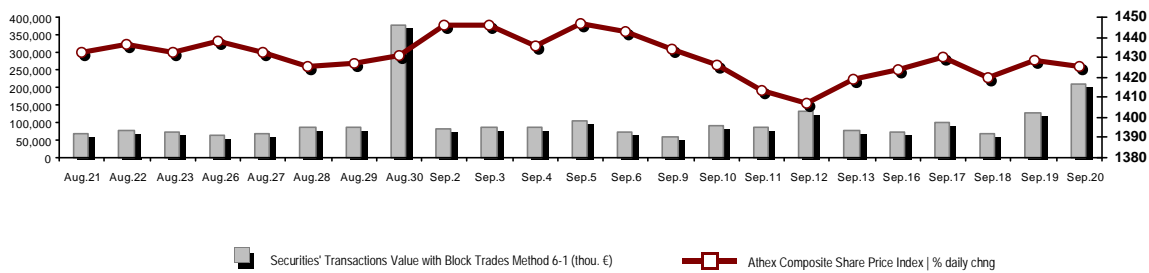
Stock Options

Stock Lending Analytic Figures

Appendix A: Sectors codification for listed companies

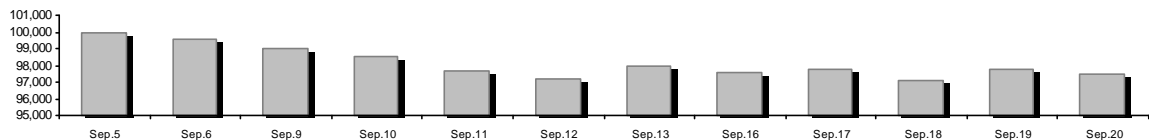
Summary of Markets

Athex Composite Share Price Index vs Shares and Derivatives Transactions Value

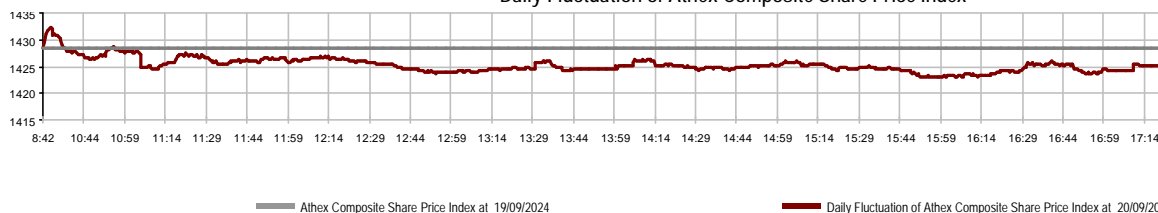


Athex Capitalisation (mill. €) **:	97,506.79		Derivatives Total Open Interest	481,694
Daily change: mill. € %	-224.56	-0.23%	in Index Futures % daily chng	5,955 8.49%
Yearly Avg Capitalisation: mill. € % chng prev year Avg	97,732.13	21.58%	in Stock Futures % daily chng	473,669 3.08%
Athex Composite Share Price Index % daily chng	1,425.19	-0.22%	in Index Options % daily chng	1,355 2.57%
Athex Composite Share Price Index Capitalisation (mill. €)	90,254.86		in Stock Options % daily chng	715 0.70%
Daily change (mill. €)	-194.84			
Securities' Transactions Value with Block Trades Method 6-1 (t	209,614.87		Derivatives Contracts Volume:	104,564
Daily change: %	84,143.10	67.06%	Daily change: pieces %	-81,141 -43.69%
YtD Avg Trans. Value: thou. € % chng prev year Avg	127,475.51	16.34%	YtD Avg Derivatives Contracts % chng prev year Avg	38,648 -12.09%
Blocks Transactions Value of Method 6-1 (thou. €)	22,297.55		Derivatives Trades Number:	2,870
Blocks Transactions Value of Method 6-2 & 6-3 (thou. €)	165.35		Daily change: number %	-1,605 -35.87%
Bonds Transactions Value (thou.€)	1,419.24		YtD Avg Trades number % chng prev year Avg	1,911 -18.02%
Securities' Transactions Volume with Block Trades Method 6-1 (tho	49,558.71		Lending Total Open Interest	169,197
Daily change: thou. pieces %	23,430.62	89.68%	Daily change: pieces %	-6,321 -3.60%
YtD Avg Volume: % chng prev year Avg	27,899.00	-17.02%	Lending Volume (Multilateral/Bilateral)	59,430
Blocks Transactions Volume of Method 6-1 (thou. Pieces)	7,441.97		Daily change: pieces %	57,930
Blocks Transactions Volume of Method 6-2 & 6-3 (thou. Pieces)	23.86		Multilateral Lending	13,930
Bonds Transactions Volume	1,437,000		Bilateral Lending	45,500
Securities' Trades Number with Block Trades Method 6-1	34,324		Lending Trades Number:	11
Daily change: number %	-2,709	-7.32%	Daily change: %	9
YtD Avg Trades number % chng prev year Avg	37,094	2.41%	Multilateral Lending Trades Number	8
Number of Blocks Method 6-1	16		Bilateral Lending Trades Number	3
Number of Blocks Method 6-2 & 6-3	2			
Number of Bonds Transactions	201			

Athex Capitalisation (mill. €) **



Daily Fluctuation of Athex Composite Share Price Index



Athex Indices

Index name	20/09/2024	19/09/2024	pts.	%	Min	Max	Year min	Year max	Year change
Athex Composite Share Price Index	1,425.19 €	1,428.39	-3.20	-0.22%	1,422.93	1,432.23	1,293.14	1,505.35	10.21% #
Athex Composite Index Total Return Index	2,688.43 €	2,694.47	-6.04	-0.22%	2,684.17	2,701.72	2,355.44	2,789.06	14.14% #
Athex ESG Index	1,623.10 €	1,626.64	-3.54	-0.22%	1,620.70	1,630.44	1,471.77	1,722.97	10.28% #
ATHEX Alternative Market Price Index	13,775.44 €	13,908.57	-133.13	-0.96%	13,745.48	13,956.56	9,352.11	15,217.49	47.30% #
FTSE/Athex Large Cap	3,455.62 €	3,463.86	-8.24	-0.24%	3,451.37	3,472.38	3,122.79	3,665.50	10.66% #
FTSE/Athex Mid Cap Index	2,338.70 #	2,323.18	15.52	0.67%	2,314.98	2,338.70	2,054.77	2,459.55	3.90% #
FTSE/ATHEX High Dividend Yield Index	3,875.22 €	3,879.56	-4.34	-0.11%	3,859.76	3,888.42	3,629.54	4,217.66	2.75% #
FTSE/Athex Market Index	824.38 €	826.56	-2.18	-0.26%	823.35	828.57	746.82	875.18	10.39% #
FTSE/Athex Banks	1,219.91 €	1,226.12	-6.21	-0.51%	1,218.29	1,230.35	1,057.67	1,354.57	14.91% #
FTSE/ATHEX TECHNOLOGY & TELECOMMUNICAT	5,715.05 #	5,673.06	41.99	0.74%	5,671.83	5,715.11	4,915.95	5,715.11	12.67% #
FTSE/ATHEX FINANCIAL SERVICES	5,728.58 €	5,757.75	-29.17	-0.51%	5,721.30	5,777.43	4,996.31	6,357.41	14.25% #
FTSE/ATHEX REAL ESTATE	4,971.65 €	4,976.34	-4.69	-0.09%	4,970.39	5,006.19	4,507.00	5,120.52	0.22% #
FTSE/ATHEX CONSUMER DISCRETIONARY	5,026.07 €	5,029.94	-3.87	-0.08%	5,011.74	5,054.95	4,663.68	5,557.48	0.21% #
FTSE/ATHEX CONSUMER STAPLES	6,424.02 €	6,478.71	-54.69	-0.84%	6,414.00	6,478.85	5,069.68	6,604.22	26.25% #
FTSE/ATHEX INDUSTRIALS	6,488.33 €	6,493.46	-5.13	-0.08%	6,458.17	6,510.56	5,044.08	6,621.39	27.69% #
FTSE/ATHEX BASIC MATERIALS	4,788.32 €	4,788.98	-0.66	-0.01%	4,771.06	4,835.13	4,369.10	5,876.05	-1.67% €
FTSE/ATHEX ENERGY & UTILITIES	4,898.71 #	4,882.29	16.42	0.34%	4,865.01	4,898.71	4,536.38	5,474.06	-1.78% €
Athex All Share Index	330.42 €	331.18	-0.76	-0.23%	330.42	330.42	304.60	347.29	9.41% #
Hellenic Mid & Small Cap Index	2,060.57 #	2,056.70	3.87	0.19%	2,050.36	2,061.67	1,881.89	2,157.15	6.82% #
FTSE/Athex Large Cap Total Return	5,928.39 €	5,942.53	-14.14	-0.24%			5,201.70	6,187.73	14.73% #
FTSE/Athex Mid Cap Total Return	3,202.55 #	3,181.30	21.25	0.67%			2,872.41	3,302.69	5.65% #
MSCI GREECE REBASED	5,373.65 €	5,380.59	-6.94	-0.13%	5,363.71	5,396.85	4,964.20	5,837.84	7.80% #
Hellenic Corporate Bond Index	136.11 #	135.98	0.13	0.10%			129.54	136.11	4.99% #
Hellenic Corporate Bond Price Index	92.89 #	92.81	0.08	0.09%			90.52	92.89	2.48% #

Note 1: FTSE/Med 100, Hellenic Corporate Bond Price Index and Hellenic Corporate Bond Index closing prices refer to the previous trading day of 18/09/2024.

Note 2: The Hellenic Mid & Small Cap Index is a Customized index calculated by the Athens Exchange.

Analytic Figures for Athex Market's Boards and Categories

	Total Traded Securities	Main Market	Surveillance	Exchange Traded Funds (ETFs)
Totals	120	115	4	1
Gain / Lose / Same:	46 / 49 / 25	45 / 49 / 21	0 / 0 / 4	1 / 0 / 0
Athex Capitalisation (mill. €) **	97,506.79	97,446.19	60.60	
Daily Average Trans/ons Value(thou.€)	127,475.51	127,374.53	29.88	242.54
Transactions Value	209,780.22	209,056.12	25.88	698.22
Main Board:	187,317.32	186,593.22	25.88	698.22
Blocks Board 6_2_3:	22,462.90	22,462.90	0.00	0.00
Forced Sales Board:	0.00	0.00	0.00	0.00
Special Terms Board:	0.00	0.00	0.00	0.00
Daily Average Transactions Volume	27,898,997	27,778,529	135,034	7,010
Transactions Volume	49,582,566	49,416,796	145,535	20,235
Main Board:	42,116,737	41,950,967	145,535	20,235
Blocks Board 6_2_3:	7,465,829	7,465,829	0	0
Forced Sales Board:	0	0	0	0
Special Terms Board:	0	0	0	0
Daily Average Number of Trades	37,094	36,992	57	46
Number of Trades	34,326	34,251	51	24
Main Board:	34,308	34,233	51	24
Blocks Board 6_2_3:	18	18	0	0
Forced Sales Board:	0	0	0	0
Special Terms Board:	0	0	0	0

Trading Details by Athex Sectors and Financial Instruments (ETFs)

Code	Sectors	Gain / Lose / Same	Number of Trades	Transactions Volume	Transactions Value	% of Total Trans. Value
3010	- Banks	2 / 5 / 0	12,052	32,853,637	99,108,535.56	47.24%
5510	- Basic Resources	6 / 4 / 3	1,112	408,886	1,482,004.91	0.71%
5010	- Construction & Materials	7 / 5 / 2	1,960	623,722	5,707,862.68	2.72%
4020	- Consumer Products & Services	0 / 3 / 2	308	101,150	201,257.13	0.10%
6010	- Energy	2 / 1 / 1	3,411	682,417	11,503,697.26	5.48%
12000	- Financial Instruments	1 / 0 / 0	24	20,235	698,215.97	0.33%
3020	- Financial Services	1 / 3 / 1	245	53,217	244,392.33	0.12%
4510	- Food Beverage & Tobacco	3 / 1 / 2	225	37,808	762,898.00	0.36%
2010	- Health Care	0 / 2 / 1	136	75,367	63,979.37	0.03%
5020	- Industrial Goods & Services	4 / 7 / 6	2,595	1,708,175	11,970,210.30	5.71%
3030	- Insurance	0 / 1 / 0	56	11,341	55,342.00	0.03%
4030	- Media	0 / 1 / 1	4	2,720	1,199.10	0.00%
4520	- Personal Care, Drug & Grocery Stores	0 / 1 / 1	350	55,777	574,317.68	0.27%
3510	- Real Estate	7 / 2 / 2	1,427	485,540	2,868,305.50	1.37%
4040	- Retail	1 / 4 / 1	1,789	451,543	9,045,054.35	4.31%
1010	- Technology	5 / 4 / 0	1,036	436,250	2,282,797.33	1.09%
1510	- Telecommunications	1 / 1 / 0	1,361	1,201,467	18,611,350.17	8.87%
4050	- Travel & Leisure	2 / 3 / 1	2,771	8,811,962	17,168,059.06	8.18%
6510	- Utilities	4 / 1 / 1	3,464	1,561,352	27,430,744.51	13.08%

Top 10 best & worst performing Shares

Main Market

With positive Price change			With negative Price change		
	Closing price	change		Closing price	change
OPTIMA BANK (CR)	13.34	2.77% #	ATTICA BANK S.A. (CR)	4.95	-5.17% €
EYDAP S.A. (CR)	5.79	2.66% #	PERFORMANCE TECHNOLOGIES (CR)	6.89	-2.82% €
QUEST HOLDINGS (CR)	5.36	2.10% #	MOTOR OIL (CR)	20.86	-2.61% €
IDEAL HOLDINGS (CR)	6.1	1.67% #	UNIBIOS (CR)	1.74	-2.52% €
ELLAKTOR (CR)	1.976	1.33% #	LAVIPHARM SA (CR)	0.79	-2.47% €
REVOIL (CR)	1.78	1.14% #	NATIONAL BANK (CR)	7.18	-1.62% €
METLEN ENERGY & METALS (CR)	34.2	1.06% #	FOURLIS (CR)	3.97	-1.37% €
INTERWOOD-XYLEMPORIA (CR)	0.293	1.03% #	GR. SARANTIS S.A. (CR)	10.8	-1.28% €
P.P.A. S.A. (CR)	27.25	0.93% #	CC HBC AG (CR)	32.58	-1.27% €
PREMIA (CR)	1.19	0.85% #	ATTICA HOLDINGS (CR)	2.34	-1.27% €
With the highest Transactions Value			With the highest Transactions Volume		
	Value (thou. €)	change		Volume	change
NATIONAL BANK (CR)	42,099.23	-1.62% €	EUROBANK HOLDINGS (CR)	14,696,939	-0.25% €
EUROBANK HOLDINGS (CR)	29,190.35	-0.25% €	ALPHA SERVICES HOLD (CR)	9,188,379	0.19% #
OTE (CR)	18,609.03	0.65% #	INTRALOT (CR)	8,296,902	-1.03% €
ALPHA SERVICES HOLD (CR)	14,631.03	0.19% #	NATIONAL BANK (CR)	5,825,742	-1.62% €
METLEN ENERGY & METALS (CR)	11,766.94	1.06% #	PIRAEUS FINANCIAL HOLD (CR)	2,985,848	-0.52% €
PIRAEUS FINANCIAL HOLD (CR)	11,356.42	-0.52% €	ATHENS INTL AIRPORT (CR)	1,215,812	-0.95% €
MOTOR OIL (CR)	10,235.56	-2.61% €	OTE (CR)	1,201,099	0.65% #
INTRALOT (CR)	9,591.10	-1.03% €	MOTOR OIL (CR)	486,462	-2.61% €
TERNA ENERGY (CR)	9,419.84	0.41% #	TERNA ENERGY (CR)	482,031	0.41% #
ATHENS INTL AIRPORT (CR)	9,170.44	-0.95% €	PPC (CR)	454,074	0.69% #

Note: Stocks that are not included in the "Under Supervision" category, and the transactions value is more than 10,000 €.

Derivatives Summary

	Number of Trades	Volume	Open Interest
Index Futures	209	2,151	5,955
FTSE/Athex Banks	5	83	1,443
FTSE/Athex Large Cap	204	2,068	4,489
MSCI GREECE REBASED	0	0	23
Stock Futures	2,648	102,306	473,669
ADMIE (IPTO) HOLDING S.A. (CR)	57	4,483	24,824
AEGEAN AIRLINES (CR)	64	562	4,123
ALPHA SERVICES HOLD (CR)	318	50,403	185,678
ATHENS INTL AIRPORT (CR)	27	391	1,239
AUTOHELLAS SA (CR)	6	14	192
AVAX S.A. (CR)	8	114	838
CC HBC AG (CR)	13	29	135
CENERGY HOLDINGS (CB)	99	506	4,017
ELLAKTOR (CR)	34	563	3,797
ELVALHALCOR (CR)	79	975	4,533
EUROBANK HOLDINGS (CR)	87	4,715	20,910
EYDAP S.A. (CR)	18	140	7,110
FOURLIS (CR)	26	274	990
GEK TERNA (CR)	80	1,764	11,599
HELLENIC EXCHANGES-A.S.E. (CR)	66	1,202	3,676
HELLENIQ ENERGY (CR)	92	782	6,151
INTRACOM HOLDINGS (CR)	28	1,163	7,735
INTRAKAT (CR)	19	245	2,842
JUMBO SA (CR)	22	90	399
LAMDA DEVELOPMENT SA (CR)	54	341	9,373
METLEN ENERGY & METALS (CR)	140	833	5,246
MIG (CR)	9	19	150
MOTOR OIL (CR)	173	1,304	7,277
NATIONAL BANK (CR)	434	7,324	23,153
OPAP (CR)	13	52	1,227
OPTIMA BANK (CR)	3	15	93
OTE (CR)	33	131	3,642
P.P.A. S.A. (CR)	0	0	85
PIRAEUS FINANCIAL HOLD (CR)	407	20,440	78,873
PPC (CR)	121	1,648	26,566
QUEST HOLDINGS (CR)	2	110	157
TERNA ENERGY (CR)	21	305	21,824
TITAN CEMENT (CB)	11	35	537
VIOHALCO SA/NV (CB)	84	1,334	4,678
Index Options	5	47	1,355
FTSE/Athex Large Cap	5	47	1,355
Stock Options	8	60	715
ALPHA SERVICES HOLD (CR)	0	0	0
NATIONAL BANK (CR)	0	0	314
OPAP (CR)	8	60	151
OTE (CR)	0	0	86
PIRAEUS FINANCIAL HOLD (CR)	0	0	4
PPC (CR)	0	0	160
Total Derivatives Traded	2,870	104,564	481,694

Number of Outstanding Securities	Nominal Value	Dividends [1]			Date of Last Coupon		Note	Shares	Closing price	% change	Previous closing price/date	Open price	Price min	Price max	Last price	Avg price	Last Bid [7]	Last Ask [7]	P/E after tax	Year	Volume	Trades	Transactions Value[8]	Company Mkt Value (thou. €)	Year low	Year high	Sector[4]	
		2021	2022	2023	Dividend [2]	Right																						
2,352,839,697	0.290	--	--	0.026	26/07/2024	18/04/2017	--	ALPHA SERVICES HOLD (CR)	1.595	0.19 P	1.592	19/09/2024	1.592	1.5815	1.5965	1.595	1.592	19434@1.59	36116@1.60	--	--	9,188,379	2,039	14,631,034.50	3,752,779.32	1.444	1.79	30101010
36,353,868	1.00	--	(0.025)	0.1	16/07/2024	21/08/2023	--	AUSTRIACARD (CB)	5.84	-0.17 E	5.85	19/09/2024	5.78	5.78	5.86	5.84	5.847	10@5.83	4300@5.84	--	--	23,510	22	137,468.75	212,306.59	5.35	6.8	10101010
48,624,764	0.080	0.46	0.65	0.7	22/04/2024	05/12/2022	--	AUTOHELLAS SA (CR)	11	-1.08 E	11.12	19/09/2024	11.08	10.88	11.12	11	10.996	11@10.92	294@11.00	--	--	13,483	138	148,260.80	534,872.40	10.4	14.1	40201040
190,162,681	--	0.05	0.08	0.08	25/06/2024	07/12/2016	--	CENERGY HOLDINGS (CB)	9.9	-0.40 E	9.94	19/09/2024	10.02	9.8	10.06	9.9	9.99	415@9.89	2149@9.90	--	--	223,211	661	2,229,873.10	1,882,610.54	6.71	10.18	50202010
373,239,562	6.70	0.71	0.78	0.93	30/05/2024	29/04/2013	--	CC HBC AG (CR)	32.58	-1.27 E	33	19/09/2024	32.96	32.5	32.96	32.58	32.789	25@32.48	2000@32.60	--	--	14,749	78	483,603.68	2,160,144.93	25.66	34.1	45101020
3,676,736,329	0.220	--	--	0.0933	25/07/2024	20/05/2019	--	EUROBANK HOLDINGS (CR)	1.987	-0.25 E	1.992	19/09/2024	1.98	1.9795	1.9985	1.987	1.986	11930@1.99	46929@1.99	--	--	14,696,939	1,671	29,190,354.04	7,305,675.09	1.599	2.263	30101010
305,635,185	2.18	0.1	0.3	0.9	10/07/2024	01/10/2003	--	HELLENIO ENERGY (CR)	7.025	0.29 P	7.005	19/09/2024	7.005	6.99	7.075	7.025	7.007	1139@7.02	150@7.03	--	--	175,712	603	1,231,278.86	2,147,087.17	6.75	8.81	60101020
83,600,000	0.690	--	--	0.0504	25/06/2024	02/07/2024	--	INTRACOM HOLDINGS (CR)	3.01	-0.50 E	3.025	19/09/2024	3.02	2.98	3.06	3.01	3.04	70@3.02	382@3.03	--	--	24,613	156	74,817.17	251,636.00	2.835	4.335	10101010
160,523,985	0.300	--	--	--	12/08/2008	30/12/2022	--	INTRAKAT (CR)	4.99	0.40 P	4.97	19/09/2024	4.98	4.895	4.99	4.99	4.953	1@4.97	10007@4.99	--	--	170,175	328	842,941.21	801,014.69	4.46	5.64	50101010
136,059,759	0.880	0.77	0.322	1	10/07/2024	05/03/2014	--	JUMBO SA (CR)	24.38	-0.25 E	24.44	19/09/2024	24.3	24.04	24.64	24.38	24.349	1876@24.36	5301@24.40	--	--	357,878	1,470	8,713,847.88	3,317,136.92	21.68	30.1	40401010
176,736,715	0.300	--	--	--	30/05/2007	27/11/2019	--	LAMDA DEVELOPMENT SA (CR)	7.45	-0.53 E	7.49	19/09/2024	7.56	7.43	7.59	7.45	7.492	50@7.44	3956@7.45	--	--	341,147	1,000	2,555,993.02	1,316,688.53	6.15	7.65	35101010
142,891,161	0.970	0.4341	1.24	1.5531	26/06/2024	07/07/2017	--	METLEN ENERGY & METALS (CR)	34.2	1.06 P	33.84	19/09/2024	33.86	33.74	34.26	34.2	34.143	200@34.12	2467@34.22	--	--	344,632	1,611	11,766,939.86	4,886,877.71	31.58	39.56	65102000
13,968,683	0.100	0.036	0.0421	0.0526	28/06/2024	02/11/2021	--	PERFORMANCE TECHNOLOGIES (CR)	6.89	-2.82 E	7.09	19/09/2024	7	6.77	7	6.89	6.907	29@6.82	200@6.94	--	--	18,777	120	129,691.02	96,244.23	4.7	7.48	10101010
27,345,120	0.280	--	--	--	18/07/2005	26/02/2014	--	QUALITY & RELIABILITY SA (CR)	1.186	0.51 P	1.18	19/09/2024	1.196	1.17	1.196	1.186	1.177	160@1.18	875@1.19	--	--	12,713	37	14,963.09	32,431.31	0.6	1.62	10101010
78,325,475	--	0.6	0.85	25/06/2024	23/07/2019	--	TITAN CEMENT (CB)	33	0.15 P	32.95	19/09/2024	32.9	32.4	33	33	32.886	224@32.70	6441@33.00	--	--	84,179	530	2,768,273.95	2,584,740.68	20.9	33.75	50101030	
259,189,761	0.1	0.12	0.12	25/06/2024	26/02/2016	--	VIOHALCO SANNV (CB)	5.62	0.36 P	5.6	19/09/2024	5.61	5.59	5.75	5.62	5.659	1650@5.61	750@5.69	--	--	188,878	485	1,068,941.91	1,456,646.46	5.03	6.63	55102015	
148,321,516	0.300	--	0.07	0.03	29/07/2024	22/01/2020	--	AVAX S.A. (CR)	1.342	0.15 P	1.34	19/09/2024	1.346	1.328	1.346	1.342	1.339	100@1.34	500@1.34	--	--	65,171	113	87,241.74	199,047.47	1.194	1.884	50101010
232,000,000	2.12	0.0854	0.0682	0.0582	09/09/2024	19/06/2017	--	ADMIE (IPTO) HOLDING S.A. (CR)	2.26	--	2.26	19/09/2024	2.26	2.23	2.26	2.26	2.245	2664@2.24	5550@2.27	8.92	2023	188,473	245	423,127.15	524,320.00	2.02	2.425	65101015
90,167,100	0.500	--	--	0.7515	20/05/2024	24/05/2021	--	AEGEAN AIRLINES (CR)	10.72	0.19 P	10.7	19/09/2024	10.62	10.44	10.73	10.72	10.609	63@10.63	87@10.72	--	--	100,383	539	1,064,980.21	966,591.31	9.85	13.47	40501010
103,423,291	0.570	--	--	--	01/08/2011	28/08/2024	--	GEK TERNA (CR)	17.22	-0.35 E	17.28	19/09/2024	17.38	17.16	17.38	17.22	17.255	2045@17.20	129@17.28	--	--	99,766	486	1,721,469.20	1,780,949.07	12.98	18.24	50101010
382,000,000	2.48	--	--	0.25	22/07/2024	12/12/2001	--	PPC (CR)	11.7	0.69 P	11.62	19/09/2024	11.62	11.53	11.7	11.7	11.656	4017@11.61	17191@11.70	--	--	454,074	948	5,292,562.08	4,469,400.00	10.1	12.67	65101015
300,000,000	1.00	--	--	0.33	21/05/2024	07/02/2024	--	ATHENS INTL AIRPORT (CR)	7.518	-0.95 E	7.59	19/09/2024	7.6	7.518	7.83	7.518	7.543	1000@7.52	2862@7.61	--	--	1,215,812	1,314	9,170,441.50	2,255,400.00	7.3	9.56	50206060
914,715,153	1.00	--	--	0.3643	29/07/2024	29/08/2018	--	NATIONAL BANK (CR)	7.18	-1.62 E	7.298	19/09/2024	7.376	7.18	7.396	7.18	7.226	15412@7.18	2@7.22	--	--	5,825,742	5,333	42,099,228.35	6,567,654.80	6.222	8.65	30101010
375,241,586	0.390	0.03	0.06	0.04	25/06/2024	14/07/2006	--	ELVALHALCOR (CR)	1.846	0.11 P	1.844	19/09/2024	1.84	1.84	1.882	1.846	1.863	136@1.85	3472@1.86	--	--	209,571	536	390,470.72	692,695.97	1.63	2.435	55102015
348,192,005	0.040	--	--	--	05/07/2011	22/07/2024	--	ELLAKTOR (CR)	1.976	1.33 P	1.95	19/09/2024	1.972	1.946	1.976	1.976	1.961	150@1.96	9228@1.98	--	--	103,643	221	203,214.04	688,027.40	1.77	2.84	50101010
60,348,000	0.420	0.1515	0.1565	0.2504	25/06/2024	04/08/2021	--	HELLENIC EXCHANGES-A.S.E. (CR)	4.46	-0.56 E	4.485	19/09/2024	4.48	4.45	4.5	4.46	4.47	74@4.46	19013@4.47	--	--	48,090	181	214,976.87	269,152.08	4.27	5.92	30202015
106,500,000	0.600	0.28	0.02	0.1	22/07/2024	13/09/2021	--	EYDAP S.A. (CR)	5.79	2.66 P	5.64	19/09/2024	5.61	5.58	5.79	5.79	5.738	44@5.59	6190@5.80	--	--	91,982	235	527,757.50	616,635.00	5.1	6.15	65102030
604,095,621	0.300	--	--	--	30/05/2013	10/10/2023	--	INTRALOT (CR)	1.154	-1.03 E	1.166	19/09/2024	1.172	1.148	1.19	1.154	1.156	9709@1.15	48448@1.15	--	--	8,296,902	1,113	9,591,103.73	697,126.35	1.014	1.294	40501020
110,782,980	0.750	0.9054	1.6299	1.8415	26/06/2024	04/11/2013	--	MOTOR OIL (CR)	20.86	-2.61 E	21.42	19/09/2024	21.5	20.86	21.5	20.86	21.041	11541@20.86	1708@20.94	--	--	486,462	2,738	10,235,557.00	2,310,932.96	20.62	28.56	60101020
370,062,741	0.300	0.6	1	1.6123	29/04/2024	25/06/2024	--	OPAP (CR)	15.87	0.32 P	15.82	19/09/2024	15.8	15.8	16	15.87	15.902	22507@15.87	4708@15.91	--	--	408,582	1,086	6,497,150.71	5,872,895.70	14.4	17.35	40501020
1,125,693,573	2.83	0.8231	0.5888	0.7216	04/07/2024	18/06/1998	--	OTE (CR)	15.5	0.65 P	15.4	19/09/2024	15.48	15.4	15.51	15.5	15.493	13966@15.49	1000@15.51	--	--	1,201,099	1,346	18,609,030.37	6,396,750.38	12.76	15.51	15102015
2,250,367,223	0.930	--	--	0.0632	10/07/2024	14/04/2021	--	PIRAEUS FINANCIAL HOLD (CR)	3.8	-0.52 E	3.82	19/09/2024	3.805	3.796	3.824	3.8	3.803	2631@3.80	32813@3.80	--	--	2,985,848	2,268	11,356,423.50	4,751,395.45	3.21	4.22	30101010
66,850,563	0.780	0.1493	0.1495	0.2313	02/05/2024	13/06/2018	--	GR. SARANTIS S.A. (CR)	10.8	-1.28 E	10.94	19/09/2024	10.94	10.8	10.96	10.8	10.863	500@10.78	2000@11.00	--	--	52,092	325	565,873.88	721,986.08	8.18	12.44	45201020
118,105,090	0.300	0.3411	0.3798	0.3821	08/07/2024	05/03/2020	--	TERNA ENERGY (CR)	19.6	0.41 P	19.52	19/09/2024	19.5	19.48	19.6	19.6	19.542	635@19.59	71189@19.60	--	--	482,031	421	9,419,843.92	2,314,859.76	14.68	19.7	65101010
73,774,142	3.45</																											

Number of Outstanding Securities	Nominal Value	Dividends [1]			Date of Last Coupon		Note	Shares	Closing price	% change	Previous closing price/date	Open price	Price min	Price max	Last price	Avg price	Last Bid [7]	Last Ask [7]	P/E after tax	Year	Volume	Trades	Transactions Value[8]	Company Mkt Value (thou. €)	Year low	Year high	Sector[4]		
3,114,144	0.360	0.3427	0.2304	0.563	20/05/2024	02/06/2020	---	ALPHA TRUST HOLDINGS (CR)	8.7	---	8.7	19/09/2024	8.7	8.7	8.7	8.7	100@8.52	100@8.80	---	---	400	10	3,480.00	27,093.05	5.9	8.7	30202010		
243,164,193	0.300	---	---	0.07	19/07/2024	05/12/2023	---	ATTICA HOLDINGS (CR)	2.34	-1.27	€	2.37	19/09/2024	2.36	2.33	2.36	2.34	2.341	66@2.33	2019@2.35	---	---	4,534	17	10,615.22	569,004.21	1.86	2.64	40501015
35,764,593	2.10	0.075	0.1046	0.1045	12/06/2024	25/11/2019	---	BRIQ PROPERTIES (CR)	1.98	0.25	€	1.975	19/09/2024	1.98	1.98	1.985	1.98	1.982	100@1.99	2500@2.00	---	---	20,000	44	39,645.00	70,813.89	1.835	2.01	35102030
101,123,806	0.360	---	---	---	22/07/2010	28/06/2011	---	CENTRIC HOLDINGS (CR)	0.354	-0.84	€	0.357	19/09/2024	0.352	0.348	0.358	0.354	0.352	500@0.352	693@0.354	---	---	71,689	75	25,268.97	35,797.83	0.31	0.467	40203040
784,500	10.00	0.3	---	0.5008	28/05/2024	31/07/2018	---	CNL CAPITAL (CR)	7	-0.71	€	7.05	19/09/2024	7	6.95	7	6.95	6.98	100@6.95	100@7.05	---	2022	100	2	698.00	5,491.50	6.6	9	30202010
10,567,700	0.300	---	---	---	06/10/2005	13/02/2002	---	CPI SA (CR)	0.606	-0.98	€	0.612	19/09/2024	0.614	0.602	0.616	0.606	0.606	940@0.604	15@0.612	---	---	5,540	15	3,359.92	6,404.03	0.586	0.99	10102030
18,680,300	0.050	---	---	---	06/07/2022	---	---	DIMAND (CR)	9.67	0.83	€	9.59	19/09/2024	9.66	9.6	9.68	9.67	9.659	30@9.50	557@9.68	---	---	7,116	52	68,736.08	180,638.50	8	10.95	35101010
52,131,944	1.00	0.1102	0.11	---	26/06/2024	23/07/2019	---	FOURLIS (CR)	3.97	-1.37	€	4.025	19/09/2024	4.025	3.97	4.085	3.97	4.026	1000@3.94	162@4.05	---	---	59,031	186	237,649.43	206,963.82	3.41	4.37	40401010
48,003,921	0.400	---	---	---	30/08/1993	25/07/2024	---	IDEAL HOLDINGS (CR)	6.1	1.67	€	6	19/09/2024	6	5.98	6.1	6.1	6.076	1@5.99	17400@6.10	---	---	50,659	182	307,812.56	292,823.92	5.16	6.78	10102030
10,500,000	2.40	0.29	0.3	2.21	25/06/2024	02/04/2024	---	INTERCONTINENTAL (CR)	2.32	---	€	2.32	19/09/2024	2.32	2.32	2.32	2.32	2.32	93@2.32	200@2.34	3.99	2023	8,362	16	19,399.84	24,360.00	2.28	6.9	35102000
168,691,037	0.300	---	---	---	20/08/2007	28/11/2022	---	LAVIPHARM SA (CR)	0.79	-2.47	€	0.81	19/09/2024	0.802	0.79	0.816	0.79	0.799	150@0.789	200@0.803	---	---	72,763	97	58,151.35	133,265.92	0.76	1.01	20103015
4,740,000	0.860	---	---	---	14/03/2003	---	---	LOGISMOS S.A. (CR)	1.35	---	€	1.35	19/09/2024	---	---	---	---	---	50@1.35	468@1.38	-(6)-	2023	---	---	---	6,399.00	1.13	1.48	10101015
17,120,280	0.940	0.06	---	---	01/07/2024	26/06/2023	---	LOULIS FOOD (CR)	2.52	0.40	€	2.51	19/09/2024	2.52	2.46	2.53	2.52	2.501	420@2.47	440@2.52	---	---	1,405	16	3,513.93	43,143.11	2.38	3.09	45102020
4,419,616	1.58	---	0.1531	0.06	15/07/2024	04/03/2015	---	MEDICON S.A. (CR)	2.37	-0.42	€	2.38	19/09/2024	2.4	2.32	2.4	2.37	2.341	520@2.32	200@2.38	---	---	2,268	34	5,309.02	10,474.49	2.23	3.49	20102010
10,500,000	0.950	---	---	0.15	05/07/2024	21/07/2023	---	MEVACO SA (CR)	3.75	-0.53	€	3.77	19/09/2024	3.76	3.75	3.76	3.75	3.754	3@3.75	200@3.80	---	2022	2,257	5	8,471.75	39,375.00	3.62	4.32	55102015
153,908,095	0.870	---	---	0.0229	11/09/2024	02/08/2024	---	ORILINA PROPERTIES REIC (CR)	0.825	0.12	€	0.824	19/09/2024	0.826	0.824	0.826	0.825	0.824	2000@0.820	500@0.828	---	---	15,336	36	12,644.52	126,974.18	0.7589	0.896	35102000
87,538,850	0.500	---	---	0.0304	06/06/2024	28/07/2021	---	PREMIA (CR)	1.19	0.85	€	1.18	19/09/2024	1.18	1.18	1.196	1.19	1.186	200@1.19	700@1.19	---	---	32,990	110	39,125.76	104,171.23	1.09	1.288	35102000
24,586,446	0.230	---	0.04	0.049	04/06/2024	08/06/2022	---	PROFILE SA (CR)	5.41	0.74	€	5.37	19/09/2024	5.37	5.31	5.5	5.41	5.382	100@5.40	1400@5.44	---	---	264,721	285	1,424,837.63	133,012.67	3.925	5.5	10101010
107,222,688	0.440	(0.5667)	0.2	0.22	25/06/2024	16/03/2022	---	QUEST HOLDINGS (CR)	5.36	2.10	€	5.25	19/09/2024	5.25	5.23	5.36	5.36	5.325	453@5.23	2100@5.38	---	---	35,627	217	189,698.69	574,713.61	4.6	6.25	10101010
6,456,530	1.08	0.12	0.1314	0.16	22/07/2024	02/08/2010	---	SPACE HELLAS SA (CR)	6.3	-0.94	€	6.36	19/09/2024	6.36	6.24	6.36	6.36	6.304	100@6.24	148@6.36	---	---	368	15	2,319.80	40,676.14	6	8.48	15101010
120,528,771	1.60	---	---	0.08	19/06/2024	10/11/2023	---	TRADE ESTATES REIC (CR)	1.606	-0.86	€	1.62	19/09/2024	1.626	1.6	1.632	1.606	1.619	1000@1.60	1000@1.61	---	---	29,914	57	48,423.50	193,569.21	1.552	1.798	35102045
17,190,046	0.300	---	---	---	16/11/1992	12/09/2024	---	UNIBIOS (CR)	1.74	-2.52	€	1.785	19/09/2024	1.78	1.69	1.795	1.74	1.74	250@1.74	1080@1.74	---	---	20,130	70	35,030.77	29,910.68	1.08	1.85	50204000
32,413,681	0.370	---	---	---	15/07/2009	11/05/2000	---	ALUMIL (CR)	2.81	-0.71	€	2.83	19/09/2024	2.84	2.805	2.84	2.81	2.813	92@2.81	1684@2.81	---	---	1,044	14	2,937.14	91,082.44	2.48	3.18	55102035
3,628,761	3.44	0.5109	---	0.316	13/05/2024	19/07/2022	---	ANDROMEDA SA (CR)	6.5	0.31	€	6.48	19/09/2024	6.56	6.36	6.56	6.5	6.457	120@6.38	304@6.50	3.59	2023	3,137	33	20,256.70	23,586.95	6.26	7.1806	30204000
23,986,500	1.02	---	---	---	26/06/2009	26/08/2024	---	BIOKARPET S.A.(CR)	1.86	-1.85	€	1.895	19/09/2024	1.845	1.825	1.88	1.86	1.843	1191@1.86	176@1.88	---	---	5,244	65	9,664.57	44,614.89	1.825	3.13	50101035
6,325,000	0.600	0.19	0.153	0.145	15/07/2024	17/02/2014	---	VOYATZOGLOU (CR)	2.24	-3.45	€	2.32	19/09/2024	2.2	2.2	2.26	2.26	2.226	150@2.20	212@2.26	---	---	984	7	2,190.84	14,168.00	2.02	2.7	50205010
24,060,000	0.300	0.055	0.075	0.075	14/05/2024	01/07/2019	---	GEN. COMMERCIAL & IND.SA (CR)	1.37	0.74	€	1.36	19/09/2024	1.36	1.36	1.375	1.37	1.369	1700@1.35	234@1.37	9.27	2023	3,145	19	4,304.32	32,962.20	1.3	1.95	50205010
15,878,748	0.480	---	---	---	10/07/2006	22/03/2004	---	DOMIKI KRITIS SA (CR)	3.18	-1.24	€	3.22	19/09/2024	3.235	3.14	3.235	3.18	3.172	9@3.15	315@3.18	---	---	1,906	19	6,046.02	50,494.42	3.07	4.88	50101010
34,720,000	0.310	---	---	---	16/06/2010	01/08/2007	---	DROMEAS SA (CR)	0.302	-1.95	€	0.308	19/09/2024	0.309	0.297	0.309	0.302	0.299	35@0.298	47@0.302	---	---	5,200	25	1,554.24	10,485.44	0.288	0.398	40202015
13,673,200	0.420	---	---	0.05	12/09/2024	26/07/2001	---	EVROFARMA SA (CR)	1.535	1.32	€	1.515	19/09/2024	1.495	1.49	1.535	1.535	1.5	30@1.50	993@1.54	---	---	2,724	13	4,085.28	20,988.36	1.2	1.94	45102020
22,500,000	0.260	(0.0203)	(0.04)	(0.06)	08/07/2024	24/07/2024	---	EKTER SA (CR)	1.91	0.53	€	1.9	19/09/2024	1.9	1.89	1.91	1.91	1.901	131@1.91	325@1.91	---	---	22,711	94	43,181.73	42,975.00	1.76	2.38	50101010
18,410,839	1.00	0.262	0.202	---	23/08/2023	10/09/2010	---	ELASTRON (CR)	2.06	-2.83	€	2.12	19/09/2024	2.07	2.05	2.09	2.06	2.064	150@2.05	178@2.09	---	---	3,718	36	7,675.71	37,926.33	1.98	2.84	55102010
23,828,130	0.500	0.0737	---	0.108	15/07/2024	17/02/2009	---	ELINOIL S.A. (CR)	2	---	€	2	19/09/2024	2	1.985	2.02	2.02	2.004	504@1.99	485@2.01	---	---	2,843	16	5,696.12	47,656.26	1.91	2.94	60101020
19,864,886	5.60	0.672	0.672	0.672	18/04/2024	02/07/2008	---	BANK OF GREECE (CR)	13.45	-0.37	€	13.5	19/09/2024	13.5	13.4	13.55	13.45	13.47	936@13.40	2018@13.50	---	---	11,428	64	153,936.35	267,182.72	13.2	15.85	30101010
26,730,187	0.520	0.1	0.12	---	29/06/2023	01/08/2017	---	ELTON SA (CR)	1.694	0.36	€	1.688	19/09/2024	1.642	1.642	1.73	1.694	1.708	30@1.68	420@1.69	---	---	23,989	112	40,981.60	45,280.94	1.62	2.36	50205010
36,300,000	1.12	0.2186	---	0.0276	27/08/2024	12/12/2007	---	THESSALONIKA WATER & SEWERAGE	3.2	-0.93	€	3.23	19/09/2024	3.24	3.2	3.24	3.2	3.213	200@3.										

Daily Official List

Year: 145 Trading Day No: 179

Section 2: Analytic Figures of Shares Transactions

Friday, 20 September, 2024

Number of Outstanding Securities	Nominal Value	Dividends [1]			Date of Last Coupon		Note	Shares	Closing price	% change	Previous closing price/date	Open price	Price min	Price max	Last price	Avg price	Last Bid [7]	Last Ask [7]	P/E after tax	Year	Volume	Trades	Transactions Value[8]	Company Mkt Value (thou. €)	Year low	Year high	Sector[4]		
2021	2022	2023	Dividend [2]	Right																									
3,417,600	0.100	0.016	0.016	0.016	04/07/2024	02/04/2024	---	INTERWOOD-XYLEMPORIA (PR)	0.37	---	0.37	19/09/2024	---	---	---	---	128@0.356	100@0.368	---	---	---	---	---	14,571.81	0.252	0.595	50101020		
45,417,399	0.100	---	---	---	25/07/2008	02/04/2024	---	INTERWOOD-XYLEMPORIA (CR)	0.293	1.03	P	0.29	19/09/2024	0.29	0.29	0.294	0.292	0.293	75@0.292	1800@0.294	---	---	34,550	27	10,122.25	14,571.81	0.25	0.3917	50101020
18,567,912	0.590	0.24	---	0.16	03/07/2024	26/01/2021	---	INTERLIFE G.C.I.(CR)	4.88	-0.41	E	4.9	19/09/2024	4.87	4.84	4.91	4.88	4.88	145@4.88	55@4.90	6.61	2023	11,341	56	55,342.00	90,611.41	4.55	5.4	30302025
8,424,900	0.500	---	---	---	12/07/2010	04/07/2019	---	INTERTECH SA (CR)	1.26	-0.39	E	1.265	19/09/2024	1.225	1.215	1.26	1.26	1.236	86@1.22	100@1.26	21.84	2023	1,704	17	2,105.38	10,615.37	1.065	1.485	50205010
19,804,134	0.150	---	---	---	01/07/2004	06/11/2017	---	KEKROPS SA (CR)	1.435	0.35	P	1.43	19/09/2024	1.43	1.43	1.445	1.445	1.435	1760@1.41	375@1.45	-(6)	2023	1,700	7	2,438.67	28,418.93	1.215	1.965	35101010
40,219,218	0.260	---	---	---	29/08/2022	10/06/2019	---	KLOUKINAS - LAPPAS SA (CR)	1.63	0.62	P	1.62	19/09/2024	1.63	1.585	1.63	1.63	1.621	145@1.59	695@1.62	---	---	3,050	21	4,945.30	65,557.33	1.3	1.825	50101010
11,510,102	0.890	---	---	---	24/06/2005	06/10/1999	---	NAFPAKTOS TEXTILE (CR)	0.868	1.17	P	0.858	19/09/2024	0.872	0.852	0.872	0.868	0.86	130@0.842	217@0.868	---	---	321	4	276.15	9,990.77	0.68	1.34	55101020
21,224,340	0.420	0.02	---	---	06/09/2022	25/04/2006	---	KORDELLOS BROS SA (CR)	0.454	1.11	P	0.449	19/09/2024	0.454	0.454	0.454	0.454	0.454	1400@0.433	1000@0.451	---	2023	5	2	2.27	9,635.85	0.404	0.684	55102010
33,065,136	0.380	0.2001	0.2004	0.3506	22/08/2024	16/09/2013	---	KRI-KRI S.A. (CR)	13.1	0.77	P	13	19/09/2024	13.1	13	13.35	13.1	13.14	616@13.10	2297@13.15	13.42	2023	18,440	104	242,295.75	433,153.28	9.58	13.55	45102020
7,595,160	0.600	---	---	---	10/09/2019	18/08/2010	---	KIRIAKOULIS SHIPPING SA (CR)	1.08	-0.92	E	1.09	19/09/2024	1.065	1.06	1.09	1.08	1.07	50@1.04	399@1.08	---	---	1,491	14	1,595.19	8,202.77	0.95	1.65	40501015
6,200,000	0.500	---	---	---	22/06/2010	01/11/1995	---	MINERVA KNITWEAR (CR)	0.565	---	0.565	19/09/2024	---	---	---	---	---	882@0.525	261@0.570	---	---	---	---	---	3,503.00	0.456	0.98	40204020	
5,939,268	0.620	---	---	---	10/07/2003	03/01/2002	---	LANAKAM SA (CR)	0.88	---	0.88	19/09/2024	---	---	---	---	---	94@0.835	909@0.880	---	---	---	---	---	5,226.56	0.825	1.18	40401020	
30,150,000	0.360	0.0401	0.0908	0.122	28/05/2024	25/04/2019	---	MOTODYNAMICS S.A. (CR)	2.575	-0.39	E	2.585	19/09/2024	2.61	2.575	2.66	2.575	2.618	194@2.58	700@2.62	---	---	22,359	84	58,546.57	77,636.25	2.12	3.34	40401030
43,200,000	1.00	0.0824	---	0.0383	19/08/2024	13/09/2023	---	MPLK KEDROS (CR)	3.6	0.28	P	3.59	19/09/2024	3.59	3.59	3.6	3.6	3.595	80@3.60	300@3.62	---	---	3,807	33	13,685.63	155,520.00	3.2	3.6	35102000
8,321,682	0.670	---	---	---	17/08/2007	23/11/1999	---	N. LEVENTERIS (CR)	0.278	---	0.278	19/09/2024	0.21	0.21	0.278	0.278	0.256	30@0.244	399@0.278	---	2023	540	7	138.04	2,888.13	0.2	0.4	55102010	
2,160,524	0.670	---	---	---	03/12/2018	23/11/1999	---	N. LEVENTERIS (PR)	0.266	---	0.266	19/09/2024	---	---	---	---	---	3000@0.187	159@0.266	---	2023	---	---	---	2,888.13	0.222	0.41	55102010	
126,431,958	2.50	---	---	0.025	19/06/2024	05/06/2024	---	NOVAL PROPERTY REIC (CR)	2.61	0.38	P	2.6	19/09/2024	2.565	2.56	2.625	2.61	2.598	500@2.60	500@2.62	---	---	24,518	63	63,686.50	329,987.41	2.5	2.82	35102045
10,080,000	3.00	1.5	1.45	1.3	14/05/2024	27/08/2001	---	TPA SA (CR)	20.5	0.49	P	20.4	19/09/2024	20.5	20.5	20.5	20.5	20.5	5@20.50	120@20.60	---	---	100	1	2,050.00	206,640.00	20.2	23.5	50206060
25,000,000	2.00	0.628	1.04	1.336	29/07/2024	08/08/2003	---	P.P.A. S.A. (CR)	27.25	0.93	P	27	19/09/2024	27	26.9	27.35	27.25	27.074	835@26.95	5@27.25	10.19	2023	10,328	173	279,617.50	681,250.00	23	28.8	50206060
4,971,466	1.46	---	---	---	04/07/2007	08/10/2003	---	PAIRIS SA (CR)	1	---	1	19/09/2024	0.962	1	1	0.977	50@0.970	1790@1.00	---	---	---	---	65	12	63.52	4,971.47	0.95	1.71	50203030
27,098,594	0.540	0.05	0.0401	0.0702	19/04/2024	14/01/2021	---	PAPOUTSANIS (CR)	2.3	---	2.3	19/09/2024	2.3	2.29	2.3	2.3	2.291	30@2.26	200@2.37	15.27	2023	3,685	25	8,443.80	62,326.77	2.2	2.73	45201020	
7,070,400	0.930	0.3242	0.2593	0.8645	15/04/2024	06/05/2016	---	PETROPOULOS PETROS (CR)	7.94	-0.25	E	7.96	19/09/2024	8	7.88	8	7.94	7.949	12@7.88	830@7.94	---	---	3,600	29	28,615.34	56,138.98	7.78	10.65	50206015
43,741,452	0.660	0.2723	0.2629	0.2388	03/06/2024	01/11/1999	---	THRACE PLASTICS SA (CR)	3.87	---	3.87	19/09/2024	3.87	3.83	3.9	3.87	3.872	2500@3.83	1290@3.87	---	---	21,087	68	81,639.31	169,279.42	3.72	4.595	50203015	
21,912,599	0.300	---	0.048	0.0485	20/05/2024	23/02/2007	---	REVOIL (CR)	1.78	1.14	P	1.76	19/09/2024	1.775	1.75	1.82	1.78	1.791	200@1.74	100@1.81	---	---	17,400	54	31,165.28	39,004.43	1.49	2.15	60101020
13,582,223	1.35	---	---	---	24/06/2008	02/02/2016	---	SIDMA STEEL (CR)	1.61	0.63	P	1.6	19/09/2024	1.6	1.555	1.665	1.665	1.607	100@1.59	309@1.66	---	---	1,220	12	1,960.92	21,867.38	1.465	2.4	55102010
40,693,350	5.00	---	---	---	03/07/2006	26/05/2015	---	TECHNICAL OLYMPIC SA (CR)	2.42	---	2.42	19/09/2024	2.41	2.39	2.44	2.42	2.409	141@2.39	1952@2.42	---	---	10,713	66	25,809.97	98,477.91	2.25	3.05	40202010	
3,048,000	0.300	---	---	---	06/07/2007	01/06/2021	---	TZIRAKIAN PROFIL (CR)	1.48	3.86	P	1.425	19/09/2024	1.4	1.4	1.48	1.48	1.477	150@1.40	250@1.48	---	2023	208	4	307.25	4,511.04	1.225	1.925	55102010

Main Market - Low Liquidity Class

14,000,000	1.95	3.42	0.26	0.26	05/08/2024	26/03/2024	---	ALPHA REAL ESTATE (CR)	7	---	7	19/09/2024	7.1	6.84	7.1	7	6.965	1174@6.84	85@7.28	---	---	650	9	4,526.98	98,000.00	6.22	11.75	35101015		
53,064,387	0.050	---	---	---	04/06/2008	27/03/2023	---	ATTICA BANK S.A. (CR)	4.95	-5.17	E	5.22	19/09/2024	5.22	4.9	5.3	4.95	5.062	2@4.92	40@5.00	---	---	29,520	390	149,441.72	262,668.72	4.54	15	30101010	
178,157,803	0.040	---	---	---	01/07/2008	21/02/2020	---	AVE (CR)	0.46	-1.71	E	0.468	19/09/2024	0.46	0.455	0.46	0.455	0.46	---	1430@0.470	---	---	2,220	2	1,021.10	81,952.59	0.42	0.542	40301010	
11,869,224	0.540	0.136	0.15	0.15	02/07/2024	30/08/2019	---	FLEXOPACK SA (CR)	7.9	---	7.9	19/09/2024	7.95	7.95	7.95	7.95	7.95	500@7.60	447@7.95	---	---	---	---	53	2	421.35	93,766.87	7.5	8.65	50203030
468,700	3.42	4.06	2.8	13/06/2024	21/05/2004	---	MERMEREN KOMB. A.D. PR. (GDR)	43.2	---	43.2	19/09/2024	---	---	---	---	---	---	11@42.80	16@44.20	1.48	2023	---	---	---	---	20,247.84	38	50	55102000	
31,317,025	0.400	---	---	---	26/04/2007	10/05/2023	---	MIG (CR)	3.345	-0.45	E	3.36	19/09/2024	3.305	3.305	3.4	3.4	3.343	6@3.35	100@3.39	---	---	1,490	19	4,980.76	104,755.45	3.28	4.9	30202000	
244,737,498	0.500	0.02	0.03	0.02	05/07/2024	28/12/2023	---	TRASTOR REAL EST. INV. CO.(CR)	1.09	---	1.09	19/09/2024	---	---	---	---	---	1600@1.09	286@1.15	---	---	---	---	---	---	266,763.87	1.07	1.42	35102000	
13,000,000	0.650	---	---	---	01/08/2007	07/04/2000	5093	AKRITAS SA (CR)	0.75	-1.32	E	0.76	19/09/2024	0.745	0.745	0.76	0.76	0.751	13@0.745	10@0.780	---	---	1,150	3	863.45	9,750.00	0.57	1.33	50101035	
15,300,000	0.300	---	---	---	30/07/2009	13/12/1999	---	ATTICA PUBLICATIONS SA (CR)	0.356	---	0.356	19/09/2024	0.356	0.356	0.356	0.356	0.356	2790@0.330	550@0.378	---	---	500	2	178.00	5,446.80	0.292	0.456	40301030		

Number of Outstanding Securities	Nominal Value	Dividends [1]			Date of Last Coupon		Note	Shares	Closing price	% change	Previous closing price/date	Open price	Price min	Price max	Last price	Avg price	Last Bid [7]	Last Ask [7]	P/E after tax	Year	Volume	Trades	Transactions Value[8]	Company Mkt Value (thou. €)	Year low	Year high	Sector[4]	
		2021	2022	2023	Dividend [2]	Right																						
15,000,000	0.300	---	---	---	06/07/2007	18/07/2000	---	DAIOS PLASTICS SA (CR)	3.28	---	3.28	19/09/2024	---	---	---	---	200@3.12	237@3.30	---	---	---	---	---	49,200.00	3.04	4.18	50203015	
3,307,500	0.210	---	0.4	---	13/10/2023	30/11/2022	---	ELVE SA (CR)	5.6	---	5.6	19/09/2024	5.4	5.4	5.6	5.6	5.587	6@5.55	150@5.65	10.46	2023	65	4	363.15	18,522.00	4.7	5.85	40204020
86,735,980	0.310	---	---	0.02	22/07/2024	07/09/2023	---	ATHENS MEDICAL CENTER SA (CR)	1.56	---	1.56	19/09/2024	1.58	1.52	1.58	1.56	1.545	114@1.52	28@1.56	---	---	336	5	519.00	135,308.13	1.45	2.03	20101025
2,760,000	11.83	11	11.8	12.4	03/06/2024	16/07/1990	---	KARELIA (CR)	320	---	320	19/09/2024	320	318	320	318	319.978	27@318.00	8@320.00	---	---	90	7	28,798.00	883,200.00	312	350	45103010
6,700,000	0.800	0.047	0.047	0.047	23/07/2024	29/05/2014	---	MILLS KEPENOS (CR)	1.47	---	1.47	19/09/2024	1.5	1.49	1.51	1.51	1.503	8@1.48	14@1.51	15.78	2023	400	7	601.36	9,849.00	1.44	2.26	45102020
18,017,472	0.360	---	---	---	09/09/2022	28/08/2017	---	KTIMA KOSTAS LAZARIDIS SA (CR)	1.8	---	1.8	19/09/2024	---	---	---	---	1280@1.70	1045@1.85	---	---	---	---	---	32,431.45	1.6	1.9	45101015	
21,364,000	1.12	---	0.4	---	21/08/2023	08/03/2023	---	LAMPASA HOTEL SA (CR)	37.4	---	37.4	19/09/2024	37	37	37.4	37.4	37.343	138@37.40	10@37.80	---	---	70	2	2,614.00	799,013.60	28.4	39.8	40501025
9,819,370	0.500	---	---	---	14/08/2007	09/01/2004	---	MATHIOS REFRACTORY SA (CR)	0.71	---	0.71	19/09/2024	0.642	0.642	0.68	0.68	0.661	50@0.680	23@0.700	---	---	47	3	31.09	6,971.75	0.638	1.3	55101000
32,188,050	1.04	---	---	---	21/07/2008	20/01/2000	---	MOUZAKIS (CR)	0.74	-0.67	0.745	19/09/2024	0.74	0.73	0.74	0.73	0.74	50@0.720	2000@0.740	---	---	1,040	3	769.20	23,819.16	0.595	0.92	55101020
6,340,000	0.600	0.17	0.1	0.2	11/12/2023	11/01/2024	---	NAKAS MUSIC	2.9	---	2.9	19/09/2024	2.84	2.84	2.84	2.84	2.84	90@2.84	20@2.92	---	---	10	1	28.40	18,386.00	2.5	3.16	40401030
27,379,200	0.980	---	0.45	0.5001	01/08/2024	29/08/2022	---	CRETE PLASTICS SA (CR)	14.4	---	14.4	19/09/2024	14.5	14.4	14.5	14.5	14.481	50@14.30	185@14.50	---	---	264	6	3,823.00	394,260.48	14.2	16.4	50203015
255,494,534	2.71	0.279	0.255	0.247	14/06/2024	30/09/2021	---	PRODEA (CR)	7.15	---	7.15	19/09/2024	---	---	---	---	90@6.50	404@6.95	---	---	---	---	---	1,826,785.92	6.45	8	35102000	
4,181,450	0.500	---	---	---	21/08/2000	05/03/2002	---	FLOUR MILLS SARANTOPOULOS SA	1.07	---	1.07	19/09/2024	---	---	---	---	---	128@1.07	---	---	---	---	---	---	4,474.15	0.965	1.17	45102020
8,340,750	1.16	---	---	---	25/06/2009	17/09/2018	---	HAIDEMENOS SA (CR)	0.64	---	0.64	19/09/2024	0.595	0.595	0.605	0.605	0.598	79@0.605	1446@0.640	---	2023	44	2	26.29	5,338.08	0.555	0.92	50205030

Exchange Traded Funds (ETFs)

971,502	---	---	---	---	15/06/2016	---	ALPHA ETF FTSE Athex Large Cap	34.47	0.31	p	34.365	19/09/2024	34.61	34.425	34.61	34.47	34.505	500@34.40	500@34.47	---	---	20,235	24	698,215.97	---	31.58	38	12003
---------	-----	-----	-----	-----	------------	-----	--------------------------------	-------	------	---	--------	------------	-------	--------	-------	-------	--------	-----------	-----------	-----	-----	--------	----	------------	-----	-------	----	-------

Surveillance

89,078,604	0.040	---	---	---	07/07/2010	16/01/2024	5160	FRIGOGLASS SA (CR)	0.172	---	0.172	19/09/2024	0.172	0.172	0.172	0.172	0.17249796@0.172	1852@0.175	---	2023	131,538	38	22,624.54	15,321.52	0.172	0.44	50204000		
13,191,620	0.620	---	---	---	04/08/2010	09/09/2002	5232	YALCO - CONSTANTINOU (CR)	0.162	---	0.162	19/09/2024	---	---	---	---	100@0.162	2100@0.178	---	---	---	---	---	---	2,137.04	0.146	0.208	40202020	
17,579,754	4.16	---	---	---	18/08/2006	02/08/2010	---	BIOTER SA (CR)	0.262	---	0.262	19/09/2024	0.262	0.262	0.262	0.262	0.262	---	885@0.262	---	---	3,960	7	1,037.52	4,605.90	0.2	0.436	50101010	
54,654,600	0.050	---	---	---	01/07/1998	30/12/2022	5275	VIS SA (CR)	0.142	---	0.142	19/09/2024	---	---	---	---	500@0.142	500@0.154	---	2023	---	---	---	---	---	7,760.95	0.132	0.288	50203030
51,754,364	0.300	---	---	---	23/12/2003	24/01/2007	5197	SELECTED TEXT. IND. ASSOC (CR)	0.12	---	0.12	19/09/2024	---	---	---	---	4000@0.108	6000@0.130	---	---	---	---	---	---	---	6,210.52	0.108	0.164	55101020
15,842,391	1.51	---	---	---	15/07/2009	12/05/2000	5141	BITROS HOLDING SA (CR)	0.68	---	0.68	19/09/2024	0.615	0.615	0.615	0.615	0.615	313@0.615	350@0.635	---	---	37	1	22.76	10,772.83	0.41	0.755	55102010	
24,319,250	0.300	---	---	---	09/07/2002	04/07/2007	5165	PROODEFTIKH SA (CR)	0.22	---	0.22	19/09/2024	0.22	0.22	0.22	0.22	0.22	---	10000@0.226	---	---	10,000	5	2,200.00	5,350.24	0.2	0.4	50101010	
28,438,268	0.070	---	---	---	21/08/2006	24/11/1999	5253	SPIROY AGRICULTURE SA (CR)	0.127	---	0.127	19/09/2024	---	---	---	---	4949@0.127	2246@0.139	---	---	---	---	---	---	---	3,611.66	0.118	0.252	45102010
1,011,000	1.00	---	---	---	01/07/2004	11/12/2012	5193	TRIA ALFA SA (CR)	4.78	---	4.78	19/09/2024	---	---	---	---	---	---	95@5.25	---	2023	---	---	---	---	4,832.58	4.32	8.95	55101020

Suspension Status

54,200,000	0.075	0.035	0.074	---	18/07/2023	23/11/2021	---	EPSILON NET (CR)	12	---	12	13/09/2024	---	---	---	---	---	---	772@12.08	---	---	---	---	---	---	650,400.00	8.8	12.3	10101015
12,417,000	0.310	---	---	---	27/08/2019	28/08/2017	5233	MLS MULTIMEDIA SA (CR)	0.57	---	0.57	12/05/2020	---	---	---	---	---	---	---	---	---	---	---	---	---	7,077.69	0.57	0.57	10101015
65,326,268	0.530	---	---	---	04/07/2007	19/07/2006	4750	SATO SA (CR)	0.028	---	0.028	05/09/2024	---	---	---	---	---	---	---	---	---	---	---	---	---	1,829.14	0.027	0.067	40202015
3,961,300	1.28	---	---	---	29/06/2004	03/08/2000	5248	DUROS SA (CR)	0.25	---	0.25	24/04/2023	---	---	---	---	---	---	---	---	---	---	---	---	---	990.33	0.25	0.25	40204020
10,203,575	0.730	---	---	---	16/07/2007	18/10/1999	---	FIERATEX SA (CR)	0.359	---	0.359	30/04/2024	---	---	---	---	---	---	---	---	---	---	---	---	---	3,663.08	0.335	0.538	55101020

Shares' Notes

Code	Note text
()	- Adjusted dividends.
*	- Last adjusted closing price.
[1]	- Net dividends.
[2]	- The "Date of Last Coupon" for New listings refers to the date company's stocks started to trade in Athex
[3]	- The Company Market Value is referred to the number of outstanding shares
[4]	- Sectors codification can be found in Appendix A
[5]	- The Market Value refers to the total number of shares listed (including their several classes) in the exchange by the company.
[6]	- P/E greater than 100
[7]	- Last view of the Order Book before the end of the trading session
[8]	- All Blocks Methods' Transactions Value are included.
4750	- Transfer to the Under Surveillance Category from 8/4/2011.
5093	- Transfer to the Surveillance Category as of 8/4/2015.
5141	- Transfer to the Surveillance Category as of 10/05/2017.
5160	- Transfer to the Surveillance Category as of 15/04/2016.
5165	- Transfer to the Surveillance Category as of 15/02/2018.
5193	- Transfer to the Surveillance Category as of 25/10/2018.
5197	- Transfer to the Surveillance Category as of 07/11/2018.
5232	- Transfer to the Under Surveillance Category from 08/04/2011.
5233	- Suspension of trading as of 13/05/2020.
5248	- Transfer to the Surveillance Category as of 06/09/20116.
5253	- Transfer to the Surveillance Category as of 14/5/2021.
5275	- Transfer to the Surveillance Category as of 09/07/2020.

Securities Blocks Details

Securities	Block Volume	Price	Block Trade Value	Time of approval	Note
NATIONAL BANK (CR)	299,910	7.30	2,188,743.18	10:32:01	20
EUROBANK HOLDINGS (CR)	2,235,000	1.98	4,429,770.00	10:43:03	20
OTE (CR)	2,688	15.37	41,314.56	10:51:55	18
INTRAKAT (CR)	50,000	4.97	248,500.00	10:52:06	20
NATIONAL BANK (CR)	250,000	7.30	1,825,500.00	11:10:04	20
TERNA ENERGY (CR)	90,000	19.50	1,755,000.00	11:18:58	20
EUROBANK HOLDINGS (CR)	500,000	1.98	991,000.00	11:32:34	20
ADMIE (IPTO) HOLDING S.A. (CR)	50,000	2.24	112,000.00	13:02:54	20
TERNA ENERGY (CR)	50,000	19.50	975,000.00	15:04:51	20
EUROBANK HOLDINGS (CR)	2,235,142	1.99	4,441,227.15	15:20:50	20
TERNA ENERGY (CR)	43,800	19.50	854,100.00	16:10:05	20
PROFILE SA (CR)	63,569	5.34	339,458.46	16:23:02	20
JUMBO SA (CR)	13,630	24.38	332,299.40	16:33:18	20
NATIONAL BANK (CR)	100,000	7.22	722,000.00	16:45:49	20
VIOHALCO SA/NV (CB)	21,167	5.86	124,038.62	16:58:25	18
NATIONAL BANK (CR)	100,000	7.18	718,000.00	17:12:08	20
EUROBANK HOLDINGS (CR)	500,000	1.99	993,500.00	17:12:27	20
ALPHA SERVICES HOLD (CR)	860,923	1.59	1,371,450.34	17:12:40	20

Blocks Notes

9 - Method 6-1 / Special Fees

10 - Method 6-1 / Special Fees, SDS

14 - Method 6-3 / Settlement, Incomplete Buy and Sell

18 - Method 6-2 / SPOT 1

19 - Method 6-2 / SPOT 2

20 - Method 6-1 and Method 6-1 Same Day Settlement

21 - Other Pre-agreed

Shares Rights Details

Occured date	Exercise from	Exercise until	Trading until	Rights	Price min	Price max	Closing price	Last Bid	Last Ask	Volume	Trades	Transactions Value
--------------	---------------	----------------	---------------	---------------	-----------	-----------	---------------	----------	----------	--------	--------	--------------------

No Rights Transactions.

Forced Sales Details

Securities	Category of Security	Transactions Volume	Number of Trades	Transactions Value	Note
------------	----------------------	------------------------	---------------------	-----------------------	------

No Forced Transactions.

Forced Sales Notes

- 1 - Compulsory Public Forced Sales
- 2 - Forced Sales of Fixed Registered Shares
- 3 - Forced Sales of Remaining Fractional Shares

Exchange Traded Funds (ETFs) Characteristics

	Transactions Date (T)	Creation / Redemption	Units (T-1)	New Units (T-1)	Redemption Units (T-1)	Units (T) [1]	Fund Assets [2]	Net Unit Price	Dividend per Unit	Dividend Date
ALPHA ETF FTSE Athex Large Cap	20/09/2024	5,000	971,502	---	---	971,502	33,597,980.00	34.5835	1.35	01/07/2024

ETFs Notes

[1] - Units (T) = Units (T-1) + New Units (T-1) - Redemption Units (T-1)

[2] - The Creation / Redemption Units of T-1 are included.

Non Convertible Corporate Bonds - Regulated Market

Num Listed Bonds	Nominal price	Issue price	Today's Rate	Exp. Date	Duration (years)	Note	Coupon		Trading Unit	Corporate Bonds	Accrued Int.	Yield.T.Mat	Price min	Price max	Closing price	Previous closing price/date	Volume	Transactions Value	Last order		ear min	Year max		
							Common	Preferred											Price	Buy / Sell			Date	
300,000	1,000.00	1,000.00	2.30	20/07/2028	7	---	7	---	1	PRODEA REIC S.A.(Non Convertible)	4.0889	4.4460	91.7000	92.0000	91.8000	91.7990	19/09/2024	20,000	18,436.28	91.6500	B	20/09/2024	86.1234	92.4700
320,000	1,000.00	1,000.00	3.40	21/07/2027	7	---	9	---	1	LAMDA DEVELOPMENT S.A. (Non Convertible)	6.0444	3.6800	97.4000	97.9000	97.9000	97.4000	19/09/2024	74,000	72,758.09	97.3500	B	20/09/2024	92.0000	98.4998
200,000	1,000.00	1,000.00	2.10	27/10/2027	7	---	8	---	1	O.P.A.P. S.A. (Non Convertible)	8.6333	3.1320	95.8000	96.3000	96.3000	96.0000	19/09/2024	4,000	3,881.53	95.8000	B	20/09/2024	90.5800	96.6000
200,000	1,000.00	1,000.00	1.90	23/03/2028	7	---	7	---	1	MOTOR OIL CORINTH REFINERIES SA (Non Convertible)	---	3.6210	93.4121	94.0000	93.8104	93.9000	19/09/2024	45,000	42,217.05	93.5001	B	20/09/2024	90.8477	94.5000
100,000	1,000.00	1,000.00	2.95	11/02/2027	5	---	6	---	1	SAFE BULKERS PARTICIPATIONS PLC (Non Convertible)	3.5236	4.1340	96.6000	97.0000	96.6751	97.0850	19/09/2024	20,000	19,405.48	96.6000	B	20/09/2024	92.0000	97.9900
230,000	1,000.00	1,000.00	4.70	12/07/2029	7	---	5	---	1	LAMDA DEVELOPMENT S.A. (Non convertible)	9.6611	4.0390	100.7500	101.4000	100.9719	101.0000	19/09/2024	31,000	31,600.79	100.8800	B	20/09/2024	97.0000	103.1000
100,000	1,000.00	1,000.00	4.40	26/07/2029	7	---	5	---	1	CPLP SHIPPING HOLDINGS PLC (Non Convertible)	7.3333	4.1470	98.5311	99.7000	99.4025	99.8600	19/09/2024	44,000	44,059.78	99.2000	B	20/09/2024	95.0948	100.5000
199,375	1,000.00	1,000.00	3.60	12/03/2026	7	---	12	---	1	AEGEAN AIRLINES S.A. (Non Convertible)	1.2000	3.2940	99.4800	99.4910	99.4888	99.4800	19/09/2024	24,000	23,906.10	99.5000	B	20/09/2024	97.1458	99.7000
150,000	1,000.00	1,000.00	2.60	22/10/2026	7	---	10	---	1	TERNA ENERGY FINANCE S.A. (Non Convertible)	11.1944	3.5610	96.4300	97.4000	97.2000	97.1490	18/09/2024	274,000	269,367.48	97.1000	B	20/09/2024	92.8293	97.9000
500,000	1,000.00	1,000.00	2.75	03/07/2027	7	---	9	---	1	GEK TERNA S.A. (Non Convertible)	6.3403	4.0430	95.5200	95.9000	95.5200	95.9790	19/09/2024	71,000	68,409.66	95.5100	B	20/09/2024	91.5500	96.9900
100,000	1,000.00	1,000.00	2.70	25/05/2026	5	---	7	---	1	COSTAMARE PARTICIPATIONS PLC (Non Convertible)	9.0000	3.8160	97.5000	97.9900	97.6633	97.6610	19/09/2024	3,000	2,956.90	97.7000	B	20/09/2024	94.2567	99.2686
120,000	1,000.00	1,000.00	3.95	04/04/2025	7	---	13	---	1	GEK TERNA S.A. (Non Convertible)	18.9819	3.2860	---	---	---	99.9000	18/09/2024	---	---	99.6050	B	20/09/2024	98.1282	100.1000
150,000	1,000.00	1,000.00	2.65	22/10/2026	5	---	6	---	1	CPLP SHIPPING HOLDINGS PLC (Non Convertible)	11.4097	4.2730	96.2000	96.3621	96.2000	96.3990	19/09/2024	83,000	80,796.64	96.0100	B	20/09/2024	93.0000	97.0000
250,000	1,000.00	1,000.00	2.45	16/11/2028	7	---	6	---	1	ELVALHALCOR S.A. (Non Convertible)	8.9153	4.0210	93.3002	95.0000	93.3101	93.5000	19/09/2024	150,000	142,753.30	93.3300	B	20/09/2024	88.4206	97.3000
120,000	1,000.00	1,000.00	2.65	06/12/2028	7	---	6	---	1	NOVAL PROPERTY REIC (Non Convertible)	8.0972	3.9960	93.8000	94.0000	93.9935	93.8090	19/09/2024	31,000	29,389.01	93.8000	B	20/09/2024	88.5000	95.2731
300,000	1,000.00	1,000.00	2.30	14/12/2028	7	---	6	---	1	GEK TERNA S.A. (Non Convertible)	6.5167	4.6060	90.6000	90.8000	90.6651	90.7800	19/09/2024	43,000	39,266.21	90.5200	B	20/09/2024	86.5021	92.7400
100,000	1,000.00	1,000.00	2.80	25/01/2027	5	---	6	---	1	PREMIA S.A. (Non Convertible)	4.7444	4.6990	94.5008	96.3899	95.1756	94.4950	18/09/2024	14,000	13,391.01	94.7102	B	20/09/2024	90.9974	97.8048
500,000	1,000.00	1,000.00	4.00	10/07/2030	7	---	3	---	1	METLEN ENERGY & METALS S.A. (Non Convertible)	8.4444	3.5770	101.1000	101.7900	101.2100	101.6000	19/09/2024	207,000	211,618.34	101.2101	B	20/09/2024	98.3001	101.7900

Corporate Bonds Notes

Transactions Volume = (Pieces) * (Nominal Price). Transactions Value = (Pieces) * (Nominal Price) * (price %) + (Accrued interest).

The price of a Bond is stated as a percentage (%) of Bond's Nominal Price.

Nominal Price in Euros (€), except if it is noted differently.

Non Convertible Corporate Bonds - Regulated Market

Num Listed Bonds	Nominal price	Issue price	Today's Rate	Exp. Date	Duration (years)	Note	Coupon		Trading Unit	Corporate Bonds	Accrued Int.	Yield.T.Mat	Price min	Price max	Closing price	Previous closing price/date	Volume	Transactions Value	Last order			ear min	Year max	
							Common	Preferred											Price	Buy / Sell	Date			
100,000	1,000.00	1,000.00	5.50	15/12/2028	5	---	2	---	1	IDEAL HOLDINGS S.A. (Non Convertible)	15.1250	4.3790	103.0000	103.5499	103.3772	103.4990	19/09/2024	72,000	75,520.58	103.1000	B	20/09/2024	100.6502	104.1000
200,000	1,000.00	1,000.00	4.25	23/01/2029	5	---	2	---	1	AUTOHELLAS S.A. (Non Convertible)	7.4375	4.0290	100.0000	100.4000	100.3980	100.9900	19/09/2024	227,000	229,503.81	100.2000	B	20/09/2024	97.5000	101.0000
130,000	1,000.00	1,000.00	6.00	27/02/2029	5	---	2	---	1	INTRALOT S.A. (Non Convertible)	4.6667	5.1660	---	---	---	102.4000	18/09/2024	---	---	102.0001	B	20/09/2024	100.0050	103.1000

Corporate Bonds Notes

Transactions Volume = (Pieces) * (Nominal Price). Transactions Value = (Pieces) * (Nominal Price) * (price %) + (Accrued interest).

The price of a Bond is stated as a percentage (%) of Bond's Nominal Price.

Nominal Price in Euros (€), except if it is noted differently.

Government Bonds

Number Listed Bonds	Nominal price	Today's Rate	Accrued Interest Calc	Exp. Date [1]	Duration (years)	Note	Coupons Date	Curr. coupon value	Trading Unit	Government Bonds	Price min	Price max	Closing price	Previous closing price/date	Volume	Transactions Value	Price	Last order Buy / Sell	Date
3,000,000	1,000.00	4.13	Actual/Actual	15/06/2054	30	---	15/06	4.13	1	GGB-FXD-150654-30Y-4.125-1.000	---	---	---	---	---	---	---	---	---
4,700,000	1,000.00	1.88	Actual/Actual	04/02/2035	15	---	04/02	1.88	1	GGB-FXD-040235-15Y-1.875-1.000	---	---	---	---	---	---	---	---	---
6,000,000	1,000.00	0.75	Actual/Actual	18/06/2031	10	---	18/06	0.75	1	GGB-FXD-180631-10Y-0.750-1.000	---	---	---	---	---	---	---	---	---
3,600,000	1,000.00	3.88	Actual/Actual	15/06/2028	5	---	15/06	3.88	1	GGB-FXD-150628-05Y-3.875-1.000	---	---	---	---	---	---	---	---	---
5,962,747,327	1.00	3.75	Actual/Actual	30/01/2028	10	---	/02 - 01/02 - 31/	3.75	1	GGB-FXD-300128-10Y-3.750-1.000	---	---	---	85.4610 13/07/2018	---	---	1.0000	B	28/11/2018
7,067,309,386	1.00	3.90	Actual/Actual	30/01/2033	15	---	/02 - 01/02 - 31/	3.90	1	GGB-FXD-300133-15Y-3.900-1.000	---	---	---	78.6730 13/07/2018	---	---	1.0000	B	28/11/2018
5,622,848,349	1.00	4.00	Actual/Actual	30/01/2037	19	---	/02 - 01/02 - 31/	4.00	1	GGB-FXD-300137-19Y-4.000-1.000	---	---	---	77.0370 13/07/2018	---	---	1.0000	B	28/11/2018
5,476,770,669	1.00	4.20	Actual/Actual	30/01/2042	24	---	/02 - 01/02 - 31/	4.20	1	GGB-FXD-300142-24Y-4.200-1.000	---	---	---	77.7640 13/07/2018	---	---	1.0000	B	28/11/2018
4,450,000	1,000.00	3.38	Actual/Actual	15/06/2034	10	---	15/06	3.38	1	GGB-FXD-150634-10Y-3.375-1.000	---	---	---	---	---	---	---	---	---
40,248,141	1.00	4.30	Actual/Actual	24/02/2025	13	---	24/02	4.30	1	GGB-FXD-240225-13Y-2.000-1.000	---	---	---	10.0000 22/06/2015	---	---	---	---	---
59,586,043	1.00	4.30	Actual/Actual	24/02/2026	14	---	24/02	4.30	1	GGB-FXD-240226-14Y-2.000-1.000	---	---	---	10.0000 22/06/2015	---	---	---	---	---
41,118,344	1.00	4.30	Actual/Actual	24/02/2027	15	---	24/02	4.30	1	GGB-FXD-240227-15Y-2.000-1.000	---	---	---	10.0000 22/06/2015	---	---	---	---	---
45,137,734	1.00	4.30	Actual/Actual	24/02/2028	16	---	24/02	4.30	1	GGB-FXD-240228-16Y-2.000-1.000	---	---	---	10.0000 22/06/2015	---	---	---	---	---
61,768,888	1.00	4.30	Actual/Actual	24/02/2029	17	---	24/02	4.30	1	GGB-FXD-240229-17Y-2.000-1.000	---	---	---	10.0000 22/06/2015	---	---	---	---	---
54,567,744	1.00	4.30	Actual/Actual	24/02/2030	18	---	24/02	4.30	1	GGB-FXD-240230-18Y-2.000-1.000	---	---	---	10.0000 22/06/2015	---	---	---	---	---
37,541,515	1.00	4.30	Actual/Actual	24/02/2031	19	---	24/02	4.30	1	GGB-FXD-240231-19Y-2.000-1.000	---	---	---	10.0000 22/06/2015	---	---	---	---	---
37,558,317	1.00	4.30	Actual/Actual	24/02/2032	20	---	24/02	4.30	1	GGB-FXD-240232-20Y-2.000-1.000	---	---	---	10.0000 22/06/2015	---	---	---	---	---
37,473,732	1.00	4.30	Actual/Actual	24/02/2033	21	---	24/02	4.30	1	GGB-FXD-240233-21Y-2.000-1.000	---	---	---	10.0000 22/06/2015	---	---	---	---	---
33,888,293	1.00	4.30	Actual/Actual	24/02/2034	22	---	24/02	4.30	1	GGB-FXD-240234-22Y-2.000-1.000	---	---	---	10.0000 22/06/2015	---	---	---	---	---
35,177,800	1.00	4.30	Actual/Actual	24/02/2035	23	---	24/02	4.30	1	GGB-FXD-240235-23Y-2.000-1.000	---	---	---	10.0000 22/06/2015	---	---	---	---	---
35,547,268	1.00	4.30	Actual/Actual	24/02/2036	24	---	24/02	4.30	1	GGB-FXD-240236-24Y-2.000-1.000	---	---	---	10.0000 22/06/2015	---	---	---	---	---
40,246,306	1.00	4.30	Actual/Actual	24/02/2037	25	---	24/02	4.30	1	GGB-FXD-240237-25Y-2.000-1.000	---	---	---	10.0000 22/06/2015	---	---	---	---	---
37,643,952	1.00	4.30	Actual/Actual	24/02/2038	26	---	24/02	4.30	1	GGB-FXD-240238-26Y-2.000-1.000	---	---	---	10.0000 22/06/2015	---	---	---	---	---
36,977,100	1.00	4.30	Actual/Actual	24/02/2039	27	---	24/02	4.30	1	GGB-FXD-240239-27Y-2.000-1.000	---	---	---	10.0000 22/06/2015	---	---	---	---	---
41,615,000	1.00	4.30	Actual/Actual	24/02/2040	28	---	24/02	4.30	1	GGB-FXD-240240-28Y-2.000-1.000	---	---	---	10.0000 22/06/2015	---	---	---	---	---
42,227,208	1.00	4.30	Actual/Actual	24/02/2041	29	---	24/02	4.30	1	GGB-FXD-240241-29Y-2.000-1.000	---	---	---	10.0000 22/06/2015	---	---	---	---	---
68,288,487	1.00	4.30	Actual/Actual	24/02/2042	30	---	24/02	4.30	1	GGB-FXD-240242-30Y-2.000-1.000	---	---	---	10.0000 22/06/2015	---	---	---	---	---
4,250,000	1,000.00	3.88	Actual/Actual	12/03/2029	10	---	12/03	3.88	1	GGB-FXD-120329-10Y-3.875-1.000	---	---	---	---	---	---	100.0000	B	15/10/2019
4,500,000	1,000.00	0.00	Actual/Actual	12/02/2026	5	---	12/02	0.00	1	GGB-FXD-120226-05Y-0.000-1.000	---	---	---	---	---	---	---	---	---
2,209,163	1,000.00	3.38	Actual/Actual	15/02/2025	7	---	15/02	3.38	1	GGB-FXD-150225-07Y-3.375-1.000	---	---	---	---	---	---	---	---	---
964,000	1,000.00	3.25	Actual/Actual	20/03/2025	6	---	20/03	3.25	1	GGB-FXD-200325-06Y-3.250-1.000	---	---	---	---	---	---	---	---	---
2,100,000	1,000.00	3.55	Actual/Actual	20/03/2026	7	---	20/03	3.55	1	GGB-FXD-200326-07Y-3.550-1.000	---	---	---	---	---	---	---	---	---
5,500,000	1,000.00	1.50	Actual/Actual	18/06/2030	10	---	18/06	1.50	1	GGB-FXD-180630-10Y-1.500-1.000	---	---	---	---	---	---	---	---	---
3,500,000	1,000.00	4.38	Actual/Actual	18/07/2038	15	---	18/07	4.38	1	GGB-FXD-180738-15Y-4.375-1.000	---	---	---	---	---	---	---	---	---

Government Bonds Notes

Transactions Volume = (Pieces) * (Nominal Price). Transactions Value = (Pieces) * (Nominal Price) * (price %) + (Accrued interest).

The Value of current coupon for the issues with NV 0.01 euro refers to NV 100 euros

FLR: Floating Interest Rate.

[1] - The Expiration Date of the interest bearing period and the Date for coupon payment.

Government Bonds

Number Listed Bonds	Nominal price	Today's Rate	Accrued Interest Calc	Exp. Date [1]	Duration (years)	Note	Coupons Date	Curr. coupon value	Trading Unit	Government Bonds	Price min	Price max	Closing price	Previous closing price/date	Volume	Transactions Value	Price	Last order Buy / Sell	Date
5,364,250	1,000.00	3.25	Actual/Actual	20/03/2050	30	---	20/03	3.25	1	GGB-FXD-200350-30Y-3.250-1.000	---	---	---	---	---	---	---	---	---
3,924,361	1,000.00	2.00	Actual/Actual	22/04/2027	7	---	22/04	2.00	1	GGB-FXD-220427-07Y-2.000-1.000	---	---	---	---	---	---	99.9000	B	22/04/2020
2,500,000	1,000.00	1.88	Actual/Actual	23/07/2026	7	---	23/07	1.88	1	GGB-FXD-230726-07Y-1.875-1.000	---	---	---	---	---	---	---	---	---
4,900,000	1,000.00	4.25	Actual/Actual	15/06/2033	10	---	15/06	4.25	1	GGB-FXD-150633-10Y-4.250-1.000	---	---	---	---	---	---	---	---	---
3,500,000	1,000.00	1.88	Actual/Actual	24/01/2052	30	---	24/01	1.88	1	GGB-FXD-240152-30Y-1.875-1.000	---	---	---	---	---	---	---	---	---
3,700,000	1,000.00	1.75	Actual/Actual	18/06/2032	10	---	18/06	1.75	1	GGB-FXD-180632-10Y-1.750-1.000	---	---	---	---	---	---	---	---	---
2,200,000	1,000.00	1.13	FLR Actual/360	15/12/2027	5	---	- 15/12 - 15/03 -	---	1	GGB-FLT-151227-05Y-1.130-1.000	---	---	---	---	---	---	102.1600	B	30/12/2022

Government Bonds Notes

Transactions Volume = (Pieces) * (Nominal Price). Transactions Value = (Pieces) * (Nominal Price) * (price %) + (Accrued interest).

The Value of current coupon for the issues with NV 0.01 euro refers to NV 100 euros

FLR: Floating Interest Rate.

[1] - The Expiration Date of the interest bearing period and the Date for coupon payment.

Treasury Bills & Zero Coupon Government Bonds

Issue Date	13-Week Maturity									26-Week Maturity									52-Week Maturity								
	Exp. Date	Initial Rate	Num Listed Bonds	Nominal price	Issue price	Last Trade Price	Last Trade Date	Volume Traded	Note	Exp. Date	Initial Rate	Num Listed Bonds	Nominal price	Issue price	Last Trade Price	Last Trade Date	Volume Traded	Note	Exp. Date	Initial Rate	Num Listed Bonds	Nominal price	Issue price	Last Trade Price	Last Trade Date	Volume Traded	Note
08/12/2023	---	---	---	---	---	---	---	---	---	---	---	---	---	---	---	---	---	---	06/12/2024	3.70	600,000	1,000.00	963.90	---	---	---	---
08/03/2024	---	---	---	---	---	---	---	---	---	---	---	---	---	---	---	---	---	---	07/03/2025	3.73	812,500	1,000.00	963.70	---	---	---	---
07/06/2024	---	---	---	---	---	---	---	---	---	---	---	---	---	---	---	---	---	---	06/06/2025	3.34	600,000	1,000.00	967.30	---	---	---	---
06/09/2024	---	---	---	---	---	---	---	---	---	---	---	---	---	---	---	---	---	---	05/09/2025	2.82	600,000	1,000.00	972.28	---	---	---	---

Bonds in Circulation	Currency / Min nominal traded Value	Coupons Payment Date	Current Coupon Value	Note	Coupon	Trading Unit	Issue Date	Duration (years)	Today's Interest	A.I.C in days	Bonds	Last price of previous days		Last Outcry in Cash (euro)			Trades in Pieces	Life min	Life Max
												Price	Buy / Sell	Date	Price	Buy / Sell			
Corporate Bonds in Foreign Currency and Euro																			
103,746	GBP / 10	01/12	0.25	---	65	1	01/12/1930	98	2.5	360	National Mortgage Bank	2.27	05/02/1996	2.27	S	05/02/1996	---	2.27	2.27
0	GBP / 10	01/12	0.25	---	67	1	01/12/1928	100	2.5	360	National Mortgage Bank	---	---	---	---	---	---	---	---

Government Bonds Notes

A.I.C: Accrued Interest Calculation base.

FLR: Floating Interest Rate.

The minimum tradeable Nominal Value for all Demeterialised Government Titles is 100 Euros.

(μφρ-0)

Athex & ATHEXClear Members List

Member Name				Stock Market			Derivatives Market		ATHEXClear Member	
	Address	Phone	Fax	Market Member	Remote Member	Market Maker	Proprietary	Market Maker	General Clearing	Direct Clearing
A. SARRIS SECURITIES S.A.				a						
6, ΔΡΑΓΑΤΣΑΝΙΟΥ 6 ΑΘΗΝΑ	2103367700									
AEONIC SECURITIES C.I.F. P.L.C.				a						
, ΛΑΪΟΥ 6, ΓΡ. 301B, ANNA COURT	35725337600									
ALPHA BANK S.A.									a	
, ΣΤΑΔΙΟΥ 40 ΑΘΗΝΑ	2103260000									
ALPHA FINANCE INVESTMENT SERVICES SINGLE MEMBER SA				a		a	a	a		a
5, ΠΑΝΕΠΙΣΤΗΜΙΟΥ 45 ΑΘΗΝΑ	2103677400									
ARGUS STOCKBROKERS LTD				a	a		a			
25, 25 ΛΕΩΦΟΡΟΣ ΔΗΜΟΣΘΕΝΗ ΣΕΒΕΡΗ	0035722717000									
ATHLOS CAPITAL INVESTMENT SERVICES LTD					a					
, 17 STASINOU AVENUE, BEDIZIA TOWER, 6TH & 7TH FL.	35722110777									
ATLANTIC SECURITIES LTD				a	a					
37, ΠΡΟΔΡΟΜΟΥ 37	0035722445400									
AXON SECURITIES S.A.				a			a			
48, ΣΤΑΔΙΟΥ 48 ΑΘΗΝΑ	2103363800									
BETA SECURITIES S.A.				a		a	a			a
29, ΑΛΕΞΑΝΔΡΑΣ 29 ΑΘΗΝΑ	210 6478900									
BNP PARIBAS S.A.									a	
, ΛΑΜΨΑΚΟΥ 2 ΑΘΗΝΑ	2107468525									
BOFA SECURITIES EUROPE SA				a	a					
, 51 RUE LA BOËTIE	+33 153655555									
CITIGROUP GLOBAL MARKETS EUROPE AG				a	a					
16, REUTERWEG 16	+49 691366-0									
CITIGROUP GLOBAL MARKETS LIMITED				a						
1, 33 CANADA SQUARE -CANARY WHARF	+44 02079864000									
CREDIT SUISSE BANK (EUROPE), S.A.				a						
, CALLE AYALA 42, 3A PLANTA-B MADRID	+34917916000									
CREDIT SUISSE SECURITIES (EUROPE) LIMITED				a						
1, ONE CABOT SQUARE LONDON	+44 2078888888									
CYCLOS SECURITIES S.A.				a			a			
39, ΧΑΡΙΛΑΟΥ ΤΡΙΚΟΥΠΗ 6-8-10 ΑΘΗΝΑ	2103364300									
DEUTSCHE BANK S.A.					a					
1, GREAT WINCHESTER STREET LONDON	+44 20 754 54209	00441133361437								
EUROBANK EQUITIES INVESTMENT FIRM SINGLE MEMBER SA				a		a	a	a		a
, ΦΙΛΕΛΛΗΝΩΝ 10 & ΞΕΝΟΦΩΝΤΟΣ 13 ΑΘΗΝΑ	2103720425									
EUROBANK S.A.									a	
, ΟΘΩΝΟΣ 8 ΑΘΗΝΑ	2144043907									
EUROCORP INVESTMENT SERVICES S.A.				a			a			a
14, ΠΛ.ΦΙΛΙΚΗΣ ΕΤΑΙΡΕΙΑΣ 14 ΑΘΗΝΑ	2107263600									
EUROTRUST INVESTMENT FIRM SA				a						
113, ΣΕΒΑΣΤΟΥΠΟΛΕΩΣ 113 ΑΘΗΝΑ	2103363100									
EUROXX SECURITIES S.A.				a		a	a	a		a
7, ΠΑΛΕΟΛΟΓΟΥ ΧΑΛΑΝΔΡΙ	+30 2106879400	210-6879401								
7, ΠΑΛΑΙΟΛΟΓΟΥ ΧΑΛΑΝΔΡΙ	(210)-6879400	(210)-6879401								
FREEDOM FINANCE EUROPE LTD				a	a					
, ΧΡΙΣΤΑΚΗ ΚΡΑΝΟΥ 20	035725257786									
G. A. PERVANAS SECURITIES- INVESTMENT SERVICES S.A.				a						
7-9, ΣΟΦΟΚΛΕΟΥΣ 7-9 ΑΘΗΝΑ	2103727200									
GLOBAL CAPITAL SECURITIES & FINANCIAL SERVICES LTD				a	a					
50, ΛΑΡΧΙΕΠΙΣΚΟΠΟΥ ΜΑΚΑΡΙΟΥ Γ50	0035722710710									
GREENPOST TRADING EUROPE LTD				a	a					
, ΚΙΜΩΝΟΣ 3, ACROPOLIS MANSIONS, 2ND FLOOR, FLAT/OFFICE 202	035722521389									
HELLENIC AMERICAN SECURITIES S.A.				a		a	a			a
27, ΑΝΔΡΕΑ ΠΑΠΑΝΔΡΕΟΥ 27 ΜΑΡΟΥΣΙ	2103311100									
HELLENIC BANK (INVESTMENTS) LTD					a					
, ΑVE.ΚΥΡΙΑΚΟΥ ΜΑΤΣΙ 31 - PO BOX 24747 NICOSIA	+357 22500100	357 22500110								
HSBC CONTINENTAL EUROPE									a	
109-111, Α.ΜΕΣΟΓΕΙΩΝ 109-111	2106960000									
INDEX SECURITIES S.A.				a						
6, ΔΡΑΓΑΤΣΑΝΙΟΥ 6 ΑΘΗΝΑ	2103213920									
J. CHR. MAVRIKIS SECURITIES S.A.				a						
5, ΣΟΦΟΚΛΕΟΥΣ 5 ΑΘΗΝΑ	2103216730									

Athex & ATHEXClear Members List

Member Name				Stock Market			Derivatives Market		ATHEXClear Member	
	Address	Phone	Fax	Market Member	Remote Member	Market Maker	Proprietary	Market Maker	General Clearing	Direct Clearing
KAPPA SECURITIES S.A.				a			a			
15, ΒΑΛΑΟΡΙΤΟΥ 15 ΑΘΗΝΑ	2103678600									
KARAMANOF SECURITIES & INVESTMENT SERVICES S.A.				a						
2, ΠΛ.ΑΓ.ΘΕΟΔΩΡΩΝ 2 ΑΘΗΝΑ	2103212947									
LAIKI FINANCIAL SERVICES LTD					a					
26, AVE. VYRONOS NICOSIA	357 22367367	357 22718567								
LEON DEPOLAS SECURITIES S.A.				a		a	a			
1, ΧΡΗΣΤΟΥ ΛΑΔΑ 1 ΑΘΗΝΑ	2103213276 -28									
MEGA EQUITY SECURITIES & FINANCIAL SERVICES PUBLIC LTD				a	a		a			
42-44, ΛΕΩΦ.ΓΡΙΒΑ ΔΙΓΕΝΗ 42-44	0035722711711									
MERIT SECURITIES S.A				a		a	a			a
5, ΣΟΦΟΚΛΕΟΥΣ 5 ΑΘΗΝΑ	2141008814									
MERRILL LYNCH INTERNATIONAL				a						
2, 2 KING EDWARD STREET LONDON	+44 20276281000									
N. CHRYSOCHOIDIS STOCK BROKERAGE I.S.S.A.				a			a			a
7-9, ΣΟΦΟΚΛΕΟΥΣ 7-9 ΑΘΗΝΑ	2103213913									
NATIONAL BANK OF GREECE S.A.				a		a	a		a	
86, ΑΙΟΛΟΥ ΣΤΡ. ΑΘΗΝΑ	(210)-3341000	(210)-3228187								
68, ΑΚΑΔΙΜΙΑΣ ΣΤΡ. ΑΘΗΝΑ	(210)-3328817	(210)-3328678								
NATIONAL SECURITIES SINGLE MEMBER SA				a		a	a	a		
66, ΛΕΩΦΟΡΟΣ ΑΘΗΝΩΝ 128-132 & ΙΦΙΓΕΝΙΑΣ ΑΘΗΝΑ	2103328784									
NUNTIUS BROKERAGE AND INVESTMENT SERVICES SINGLE MEMBER S.A.				a			a			
6, ΔΡΑΓΑΤΣΑΝΙΟΥ 6 ΑΘΗΝΑ	2103350599									
ONE PLUS CAPITAL LIMITED				a	a					
, 75 PRODROMOU AVENUE NICOSIA 1307	35722873760									
OPTIMA BANK S.A.				a		a	a	a	a	
, ΑΙΓΙΑΛΕΙΑΣ 32 & ΠΑΡΑΔΕΙΣΟΥ ΜΑΡΟΥΣΙ	210 8173000									
PANCRETA BANK S.A									a	
, ΙΚΑΡΟΥ 5	2810338746									
PANTELAKIS SECURITIES S.A.				a		a	a	a		
57, ΕΘΝΙΚΗΣ ΑΝΤΙΣΤΑΣΕΩΣ 57, ΚΤΙΠΙΟ Β CHALANDRI	2106965000									
PIRAEUS BANK S.A.				a			a		a	
, ΑΜΕΡΙΚΗΣ 4 ΑΘΗΝΑ	2103335000									
PIRAEUS SECURITIES S. A.				a		a	a	a		a
10, ΣΤΑΔΙΟΥ 10 ΑΘΗΝΑ	2103354100									
PROCHOICE SECURITIES LTD				a	a					
57, ΛΕΩΦ.ΣΠΥΡΟΥ ΚΥΠΡΙΑΝΟΥ 57, ΑΚΙΝΗΤΑ Φ	035724661192									
SHARELINK SECURITIES & FINANCIAL SERVICES LTD				a			a			
6, HOUSE-ΘΕΟΤΟΚΗ 6 ΜΕΓΑΡΟ ΕΛΜΗΝΑ	+357 22554200									
SOCIETE GENERALE S.A.				a	a		a			
, 17 COURS VALMY, CEDEX	+157290504									
SOLIDUS SECURITIES S.A				a			a			a
64, ΛΟΥΙΖΗΣ ΠΙΑΝΚΟΥΡ 64 ΑΘΗΝΑ	2106900605									
ST. EM. LAVRENTAKIS SECURITIES S.A.				a						
7-9, ΣΟΦΟΚΛΕΟΥΣ 7-9 ΑΘΗΝΑ	2103213336									
THE CYPRUS INVESTMENT & SECURITIES CORPORATION LTD				a	a					
154, 1 AG. PROKOPIΟΥ & POSIDONOS 1ST FLOOR	0035722121700									
UBS EUROPE SE				a	a					
, OPERNTURM, BOCKENHEIMER LANDSTRASSE 2-4	496921790									
UBS LIMITED					a					
1, FINSBURY AVENUE LONDON	+44 2075687135									
VIGOR FINANCE INVESTMENT SERVICES S.A.				a		a	a	a		
, ΨΥΧΑΡΗ 14 Ν. ΨΥΧΙΚΟ	2106718400									

List of Stocks under Market Making operations

Securities	Market Maker	Start Market Making	Stock Category
MLS MULTIMEDIA SA (CR)			Suspension Status
	PIRAEUS SECURITIES S. A.	01/08/2019	
ALPHA ETF FTSE Athex Large Cap			Exchange Traded Funds (ETFs)
	ALPHA FINANCE INVESTMENT SERVICES SINGLE MEMBER SA	02/01/1900	
	NATIONAL SECURITIES SINGLE MEMBER SA	02/01/1900	
ADMIE (IPTO) HOLDING S.A. (CR)			Main Market
	EUROBANK EQUITIES INVESTMENT FIRM SINGLE MEMBER SA	24/05/2021	
	HELLENIC AMERICAN SECURITIES S.A.	09/03/2020	
	PIRAEUS SECURITIES S. A.	29/06/2017	
AEGEAN AIRLINES (CR)			Main Market
	EUROBANK EQUITIES INVESTMENT FIRM SINGLE MEMBER SA	22/09/2020	
ALPHA SERVICES HOLD (CR)			Main Market
	ALPHA FINANCE INVESTMENT SERVICES SINGLE MEMBER SA	29/02/2016	
	EUROBANK EQUITIES INVESTMENT FIRM SINGLE MEMBER SA	22/10/2006	
	HELLENIC AMERICAN SECURITIES S.A.	25/07/2014	
	LEON DEPOLAS SECURITIES S.A.	04/01/2016	
	MERIT SECURITIES S.A	03/09/2012	
	NATIONAL SECURITIES SINGLE MEMBER SA	02/01/1900	
	PIRAEUS SECURITIES S. A.	28/05/2009	
ALPHA TRUST HOLDINGS (CR)			Main Market
	EUROBANK EQUITIES INVESTMENT FIRM SINGLE MEMBER SA	06/02/2023	
	LEON DEPOLAS SECURITIES S.A.	04/01/2021	
ALUMIL (CR)			Main Market
	PIRAEUS SECURITIES S. A.	31/07/2023	
ANDROMEDA SA (CR)			Main Market
	BETA SECURITIES S.A.	15/02/2021	
	OPTIMA BANK S.A.	03/04/2023	
AS COMPANY SA (CR)			Main Market
	EUROBANK EQUITIES INVESTMENT FIRM SINGLE MEMBER SA	01/04/2019	
	PANTELAKIS SECURITIES S.A.	02/09/2024	
ATHENS INTL AIRPORT (CR)			Main Market
	PIRAEUS SECURITIES S. A.	03/06/2024	
ATTICA BANK S.A. (CR)			Main Market
	EUROXX SECURITIES S.A.	22/01/2016	
AUSTRIACARD (CB)			Main Market
	BETA SECURITIES S.A.	23/03/2023	
	EUROXX SECURITIES S.A.	10/06/2024	
	PIRAEUS SECURITIES S. A.	02/08/2024	
AUTOHELLAS SA (CR)			Main Market
	ALPHA FINANCE INVESTMENT SERVICES SINGLE MEMBER SA	01/07/2019	
	EUROXX SECURITIES S.A.	02/07/2018	
AVAX S.A. (CR)			Main Market
	EUROBANK EQUITIES INVESTMENT FIRM SINGLE MEMBER SA	14/12/2015	
	OPTIMA BANK S.A.	04/09/2023	
	PIRAEUS SECURITIES S. A.	01/02/2021	
AVE (CR)			Main Market
	EUROXX SECURITIES S.A.	05/06/2020	
BRIQ PROPERTIES (CR)			Main Market
	EUROBANK EQUITIES INVESTMENT FIRM SINGLE MEMBER SA	09/09/2019	
	LEON DEPOLAS SECURITIES S.A.	22/02/2021	
	PIRAEUS SECURITIES S. A.	05/02/2024	
CC HBC AG (CR)			Main Market
	BETA SECURITIES S.A.	08/03/2021	
	NATIONAL SECURITIES SINGLE MEMBER SA	02/01/1900	
	PIRAEUS SECURITIES S. A.	04/05/2015	
CENERGY HOLDINGS (CB)			Main Market
	ALPHA FINANCE INVESTMENT SERVICES SINGLE MEMBER SA	02/01/2016	
	EUROBANK EQUITIES INVESTMENT FIRM SINGLE MEMBER SA	02/01/2016	
	OPTIMA BANK S.A.	14/03/2022	
	PANTELAKIS SECURITIES S.A.	27/12/2022	
CNL CAPITAL (CR)			Main Market
	MERIT SECURITIES S.A	01/10/2018	
DIMAND (CR)			Main Market
	EUROBANK EQUITIES INVESTMENT FIRM SINGLE MEMBER SA	08/08/2022	
	PANTELAKIS SECURITIES S.A.	15/05/2023	
EKTER SA (CR)			Main Market
	BETA SECURITIES S.A.	26/09/2022	
	EUROBANK EQUITIES INVESTMENT FIRM SINGLE MEMBER SA	16/10/2017	
	LEON DEPOLAS SECURITIES S.A.	21/05/2018	

List of Stocks under Market Making operations

Securities	Stock Category
Market Maker	Start Market Making
ELASTRON (CR)	Main Market
LEON DEPOLAS SECURITIES S.A.	20/02/2017
ELLAKTOR (CR)	Main Market
ALPHA FINANCE INVESTMENT SERVICES SINGLE MEMBER SA	18/03/2019
EUROBANK EQUITIES INVESTMENT FIRM SINGLE MEMBER SA	01/06/2012
EUROXX SECURITIES S.A.	24/09/2018
NATIONAL SECURITIES SINGLE MEMBER SA	02/01/1900
PIRAEUS SECURITIES S. A.	22/10/2018
ELTON SA (CR)	Main Market
OPTIMA BANK S.A.	30/01/2023
ELVALHALCOR (CR)	Main Market
ALPHA FINANCE INVESTMENT SERVICES SINGLE MEMBER SA	07/05/2018
BETA SECURITIES S.A.	09/01/2023
EUROBANK EQUITIES INVESTMENT FIRM SINGLE MEMBER SA	07/05/2018
EUROBANK HOLDINGS (CR)	Main Market
ALPHA FINANCE INVESTMENT SERVICES SINGLE MEMBER SA	09/01/2006
EUROBANK EQUITIES INVESTMENT FIRM SINGLE MEMBER SA	01/06/2012
HELLENIC AMERICAN SECURITIES S.A.	25/07/2014
LEON DEPOLAS SECURITIES S.A.	30/11/2018
MERIT SECURITIES S.A	06/11/2017
NATIONAL SECURITIES SINGLE MEMBER SA	02/01/1900
PIRAEUS SECURITIES S. A.	28/09/2009
EUROCONSULTANTS S.A. (CR)	Main Market
EUROBANK EQUITIES INVESTMENT FIRM SINGLE MEMBER SA	22/07/2014
OPTIMA BANK S.A.	01/02/2023
EYDAP S.A. (CR)	Main Market
ALPHA FINANCE INVESTMENT SERVICES SINGLE MEMBER SA	27/01/2020
EUROBANK EQUITIES INVESTMENT FIRM SINGLE MEMBER SA	10/06/2019
FOURLIS (CR)	Main Market
EUROBANK EQUITIES INVESTMENT FIRM SINGLE MEMBER SA	01/12/2016
PIRAEUS SECURITIES S. A.	06/03/2017
GEK TERNA (CR)	Main Market
BETA SECURITIES S.A.	08/03/2021
EUROBANK EQUITIES INVESTMENT FIRM SINGLE MEMBER SA	24/05/2021
PIRAEUS SECURITIES S. A.	29/08/2019
GR. SARANTIS S.A. (CR)	Main Market
BETA SECURITIES S.A.	14/05/2012
EUROBANK EQUITIES INVESTMENT FIRM SINGLE MEMBER SA	24/10/2016
PIRAEUS SECURITIES S. A.	02/04/2024
HELLENIC EXCHANGES-A.S.E. (CR)	Main Market
HELLENIC AMERICAN SECURITIES S.A.	01/09/2014
NATIONAL SECURITIES SINGLE MEMBER SA	02/01/1900
PIRAEUS SECURITIES S. A.	04/05/2015
HELLENIO ENERGY (CR)	Main Market
ALPHA FINANCE INVESTMENT SERVICES SINGLE MEMBER SA	07/11/2023
EUROBANK EQUITIES INVESTMENT FIRM SINGLE MEMBER SA	01/11/2023
HELLENIC AMERICAN SECURITIES S.A.	14/09/2015
PIRAEUS SECURITIES S. A.	20/03/2017
IDEAL HOLDINGS (CR)	Main Market
EUROBANK EQUITIES INVESTMENT FIRM SINGLE MEMBER SA	07/06/2021
PIRAEUS SECURITIES S. A.	07/06/2021
INTERCONTINENTAL (CR)	Main Market
LEON DEPOLAS SECURITIES S.A.	03/06/2019
INTERLIFE G.C.I.(CR)	Main Market
PIRAEUS SECURITIES S. A.	22/01/2024
INTERWOOD-XYLEMPORIA (CR)	Main Market
EUROBANK EQUITIES INVESTMENT FIRM SINGLE MEMBER SA	05/07/2021
PANTELAKIS SECURITIES S.A.	01/07/2021
INTRAKAT (CR)	Main Market
BETA SECURITIES S.A.	04/10/2021
PANTELAKIS SECURITIES S.A.	10/10/2022
JUMBO SA (CR)	Main Market
BETA SECURITIES S.A.	01/02/2021
EUROBANK EQUITIES INVESTMENT FIRM SINGLE MEMBER SA	25/05/2020
MERIT SECURITIES S.A	06/11/2017
PIRAEUS SECURITIES S. A.	06/03/2017
KLOUKINAS - LAPPAS SA (CR)	Main Market
OPTIMA BANK S.A.	02/01/2023

List of Stocks under Market Making operations

Securities	Stock Category
Market Maker	Start Market Making
KRI-KRI S.A. (CR)	Main Market
EUROBANK EQUITIES INVESTMENT FIRM SINGLE MEMBER SA	07/05/2018
PIRAEUS SECURITIES S. A.	11/12/2023
LAMDA DEVELOPMENT SA (CR)	Main Market
EUROBANK EQUITIES INVESTMENT FIRM SINGLE MEMBER SA	08/12/2014
PANTELAKIS SECURITIES S.A.	06/11/2017
PIRAEUS SECURITIES S. A.	29/06/2017
LAMPSA HOTEL SA (CR)	Main Market
LEON DEPOLAS SECURITIES S.A.	16/01/2017
METLEN ENERGY & METALS (CR)	Main Market
ALPHA FINANCE INVESTMENT SERVICES SINGLE MEMBER SA	15/04/2019
BETA SECURITIES S.A.	11/04/2022
EUROBANK EQUITIES INVESTMENT FIRM SINGLE MEMBER SA	20/09/2017
MERIT SECURITIES S.A	25/02/2019
NATIONAL SECURITIES SINGLE MEMBER SA	02/01/1900
PIRAEUS SECURITIES S. A.	04/05/2015
MOTODYNAMICS S.A. (CR)	Main Market
ALPHA FINANCE INVESTMENT SERVICES SINGLE MEMBER SA	12/08/2024
OPTIMA BANK S.A.	25/08/2023
MOTOR OIL (CR)	Main Market
BETA SECURITIES S.A.	08/03/2021
EUROBANK EQUITIES INVESTMENT FIRM SINGLE MEMBER SA	22/10/2006
LEON DEPOLAS SECURITIES S.A.	01/04/2019
MERIT SECURITIES S.A	25/02/2019
NATIONAL SECURITIES SINGLE MEMBER SA	02/01/1900
PIRAEUS SECURITIES S. A.	04/05/2015
MPLE KEDROS (CR)	Main Market
OPTIMA BANK S.A.	16/10/2023
OPTIMA BANK S.A.	08/11/2023
NAFPAKTOS TEXTILE (CR)	Main Market
OPTIMA BANK S.A.	29/01/2024
NATIONAL BANK (CR)	Main Market
ALPHA FINANCE INVESTMENT SERVICES SINGLE MEMBER SA	09/01/2006
EUROBANK EQUITIES INVESTMENT FIRM SINGLE MEMBER SA	22/10/2006
HELLENIC AMERICAN SECURITIES S.A.	25/07/2014
LEON DEPOLAS SECURITIES S.A.	20/05/2015
MERIT SECURITIES S.A	03/09/2012
NATIONAL SECURITIES SINGLE MEMBER SA	02/01/1900
PIRAEUS SECURITIES S. A.	08/09/2008
NOVAL PROPERTY REIC (CR)	Main Market
ALPHA FINANCE INVESTMENT SERVICES SINGLE MEMBER SA	05/06/2024
PIRAEUS SECURITIES S. A.	05/06/2024
OPAP (CR)	Main Market
ALPHA FINANCE INVESTMENT SERVICES SINGLE MEMBER SA	09/01/2006
EUROBANK EQUITIES INVESTMENT FIRM SINGLE MEMBER SA	22/10/2006
HELLENIC AMERICAN SECURITIES S.A.	25/07/2014
MERIT SECURITIES S.A	20/03/2017
NATIONAL SECURITIES SINGLE MEMBER SA	02/01/1900
PIRAEUS SECURITIES S. A.	04/05/2015
OPTIMA BANK (CR)	Main Market
ALPHA FINANCE INVESTMENT SERVICES SINGLE MEMBER SA	12/12/2023
EUROBANK EQUITIES INVESTMENT FIRM SINGLE MEMBER SA	11/12/2023
OPTIMA BANK S.A.	06/11/2023
ORILINA PROPERTIES REIC (CR)	Main Market
EUROBANK EQUITIES INVESTMENT FIRM SINGLE MEMBER SA	11/12/2023
LEON DEPOLAS SECURITIES S.A.	11/12/2023
OTE (CR)	Main Market
ALPHA FINANCE INVESTMENT SERVICES SINGLE MEMBER SA	09/01/2006
EUROBANK EQUITIES INVESTMENT FIRM SINGLE MEMBER SA	22/10/2006
HELLENIC AMERICAN SECURITIES S.A.	25/07/2014
LEON DEPOLAS SECURITIES S.A.	20/04/2015
MERIT SECURITIES S.A	20/03/2017
NATIONAL SECURITIES SINGLE MEMBER SA	02/01/1900
PIRAEUS SECURITIES S. A.	08/09/2008
P.P.A. S.A. (CR)	Main Market
EUROBANK EQUITIES INVESTMENT FIRM SINGLE MEMBER SA	06/02/2019
PAPOUTSANIS (CR)	Main Market
ALPHA FINANCE INVESTMENT SERVICES SINGLE MEMBER SA	19/11/2018
BETA SECURITIES S.A.	25/11/2013

List of Stocks under Market Making operations

Securities	Stock Category
Market Maker	Start Market Making
PERFORMANCE TECHNOLOGIES (CR)	Main Market
EUROBANK EQUITIES INVESTMENT FIRM SINGLE MEMBER SA	22/02/2021
PANTELAKIS SECURITIES S.A.	08/03/2021
PETROPOULOS PETROS (CR)	Main Market
EUROBANK EQUITIES INVESTMENT FIRM SINGLE MEMBER SA	01/04/2019
PANTELAKIS SECURITIES S.A.	16/03/2020
PIRAEUS FINANCIAL HOLD (CR)	Main Market
ALPHA FINANCE INVESTMENT SERVICES SINGLE MEMBER SA	15/04/2019
EUROBANK EQUITIES INVESTMENT FIRM SINGLE MEMBER SA	22/10/2006
EUROXX SECURITIES S.A.	15/02/2016
HELLENIC AMERICAN SECURITIES S.A.	25/07/2014
LEON DEPOLAS SECURITIES S.A.	30/11/2018
MERIT SECURITIES S.A	16/09/2013
NATIONAL SECURITIES SINGLE MEMBER SA	02/01/1900
PIRAEUS SECURITIES S. A.	16/02/2009
PPC (CR)	Main Market
ALPHA FINANCE INVESTMENT SERVICES SINGLE MEMBER SA	09/01/2006
BETA SECURITIES S.A.	01/02/2021
EUROBANK EQUITIES INVESTMENT FIRM SINGLE MEMBER SA	22/10/2006
HELLENIC AMERICAN SECURITIES S.A.	01/09/2014
MERIT SECURITIES S.A	06/11/2017
NATIONAL SECURITIES SINGLE MEMBER SA	02/01/1900
PIRAEUS SECURITIES S. A.	28/09/2009
PREMIA (CR)	Main Market
BETA SECURITIES S.A.	01/06/2021
LEON DEPOLAS SECURITIES S.A.	05/12/2022
PANTELAKIS SECURITIES S.A.	23/12/2021
VIGOR FINANCE INVESTMENT SERVICES S.A.	16/09/2024
PROFILE SA (CR)	Main Market
OPTIMA BANK S.A.	03/04/2023
PANTELAKIS SECURITIES S.A.	01/07/2019
QUALITY & RELIABILITY SA (CR)	Main Market
OPTIMA BANK S.A.	03/01/2023
QUEST HOLDINGS (CR)	Main Market
BETA SECURITIES S.A.	26/03/2018
EUROBANK EQUITIES INVESTMENT FIRM SINGLE MEMBER SA	28/01/2019
REVOIL (CR)	Main Market
BETA SECURITIES S.A.	26/06/2023
OPTIMA BANK S.A.	15/04/2024
SIDMA STEEL (CR)	Main Market
OPTIMA BANK S.A.	25/05/2023
SPACE HELLAS SA (CR)	Main Market
MERIT SECURITIES S.A	09/12/2022
TECHNICAL OLYMPIC SA (CR)	Main Market
BETA SECURITIES S.A.	04/04/2022
OPTIMA BANK S.A.	05/07/2023
TERNA ENERGY (CR)	Main Market
EUROBANK EQUITIES INVESTMENT FIRM SINGLE MEMBER SA	24/05/2021
PIRAEUS SECURITIES S. A.	09/12/2019
THRACE PLASTICS SA (CR)	Main Market
ALPHA FINANCE INVESTMENT SERVICES SINGLE MEMBER SA	26/03/2018
LEON DEPOLAS SECURITIES S.A.	28/03/2024
PIRAEUS SECURITIES S. A.	02/04/2024
TITAN CEMENT (CB)	Main Market
BETA SECURITIES S.A.	01/02/2021
EUROBANK EQUITIES INVESTMENT FIRM SINGLE MEMBER SA	06/11/2019
PIRAEUS SECURITIES S. A.	18/01/2021
TRADE ESTATES REIC (CR)	Main Market
EUROBANK EQUITIES INVESTMENT FIRM SINGLE MEMBER SA	10/11/2023
EUROBANK EQUITIES INVESTMENT FIRM SINGLE MEMBER SA	08/11/2023
PANTELAKIS SECURITIES S.A.	10/11/2023
PANTELAKIS SECURITIES S.A.	08/11/2023
TZIRAKIAN PROFIL (CR)	Main Market
LEON DEPOLAS SECURITIES S.A.	19/07/2021
VIOHALCO SA/NV (CB)	Main Market
ALPHA FINANCE INVESTMENT SERVICES SINGLE MEMBER SA	11/03/2008
EUROBANK EQUITIES INVESTMENT FIRM SINGLE MEMBER SA	04/03/2014
MERIT SECURITIES S.A	17/03/2014

Underlying Asset				Derivatives Market													
Price max	Price min	Closing price	change	Delivery Month	Open price	Price max	Price min	Last price	Closing price	Last Bid	Last Ask	Fixing price*	Life high	Life low	Trades	Volume	Open Interest
FTSE/Athex Large Cap (Trade Unit: 1 Index Point x 2E, Cash Settlement)																	
3,472.38	3,451.37	3,455.62	-0.24%	September 2024	3,466.00	3,470.00	3,450.75	3,454.00	3,454.00	---	---	---	3,600.75	---	69	885	1,472
				October 2024	3,470.00	3,470.00	3,440.00	3,440.00	3,440.00	---	---	---	3,540.00	---	131	1,179	2,995
				November 2024	3,456.00	3,456.00	3,450.50	3,450.50	3,450.50	---	---	---	3,456.50	---	4	4	22
				December 2024	---	---	---	---	3,481.50	---	---	---	---	---	---	---	---
				March 2025	---	---	---	---	3,499.00	---	---	---	---	---	---	---	---
				June 2025	---	---	---	---	3,516.50	---	---	---	---	---	---	---	---
FTSE/Athex Banks (Trade Unit: 1 Index Point x 15E, Cash Settlement)																	
1,230.35	1,218.29	1,219.91	-0.51%	September 2024	1,229.25	1,229.25	1,229.25	1,229.25	1,229.25	---	---	---	1,332.75	---	2	40	172
				December 2024	1,245.00	1,245.00	1,235.00	1,235.00	1,235.00	---	---	---	1,249.00	---	3	43	1,271
				March 2025	---	---	---	---	1,238.50	---	---	---	---	---	---	---	---
				June 2025	---	---	---	---	1,244.75	---	---	---	---	---	---	---	---
MSCI GREECE REBASED (Trade Unit: 1 Index Point x 2E, Cash Settlement)																	
5,396.85	5,363.71	5,373.65	-0.13%	September 2024	---	---	---	---	5,280.25	---	---	---	5,516.00	---	---	---	---
				October 2024	---	---	---	---	5,302.25	---	---	---	5,515.50	---	---	---	13
				November 2024	---	---	---	---	5,302.75	---	---	---	5,516.00	---	---	---	10
				December 2024	---	---	---	---	5,408.00	---	---	---	---	---	---	---	---
				January 2025	---	---	---	---	5,416.50	---	---	---	---	---	---	---	---
				February 2025	---	---	---	---	5,427.00	---	---	---	---	---	---	---	---
				March 2025	---	---	---	---	5,435.25	---	---	---	---	---	---	---	---
				June 2025	---	---	---	---	5,462.50	---	---	---	---	---	---	---	---

Derivatives notes

Fixing prices and final open positions can be retrieved from the following path <http://www.helex.gr/el/web/guest/statistics-end-of-day-derivatives>

Underlying Asset				Derivatives Market													
Price max	Price min	Closing price	change	Delivery Month	Open price	Price max	Price min	Last price	Closing price	Last Bid	Last Ask	Fixing price*	Life high	Life low	Trades	Volume	Open Interest
ADMIE (IPTO) HOLDING S.A. (CR)				(Contract Size: 100 Securities, Physical Delivery)													
2.26	2.23	2.26	0.00%	September 2024	2.22	2.25	2.22	2.23	2.23	---	---	---	2.39	---	30	2,259	4,740
				December 2024	2.27	2.28	2.24	2.27	2.27	---	---	---	2.31	---	27	2,224	20,084
				March 2025	---	---	---	---	2.28	---	---	---	---	---	---	---	---
				June 2025	---	---	---	---	2.29	---	---	---	---	---	---	---	---
AEGEAN AIRLINES (CR)				(Contract Size: 100 Securities, Physical Delivery)													
10.73	10.44	10.72	0.19%	September 2024	10.66	10.68	10.49	10.49	10.49	---	---	---	12.49	---	45	330	1,091
				December 2024	10.81	10.84	10.61	10.61	10.61	---	---	---	12.12	---	19	232	3,032
				March 2025	---	---	---	---	10.81	---	---	---	---	---	---	---	---
				June 2025	---	---	---	---	10.86	---	---	---	---	---	---	---	---
ALPHA SERVICES HOLD (CR)				(Contract Size: 100 Securities, Physical Delivery)													
1.5965	1.5815	1.595	0.19%	September 2024	1.59	1.59	1.58	1.58	1.58	---	---	---	1.79	---	153	24,576	52,960
				December 2024	1.61	1.61	1.59	1.60	1.60	---	---	---	1.73	---	165	25,827	132,718
				March 2025	---	---	---	---	1.61	---	---	---	---	---	---	---	---
				June 2025	---	---	---	---	1.62	---	---	---	---	---	---	---	---
ATHENS INTL AIRPORT (CR)				(Contract Size: 100 Securities, Physical Delivery)													
7.83	7.518	7.518	-0.95%	September 2024	7.59	7.59	7.58	7.59	7.59	---	---	---	8.41	---	17	219	449
				December 2024	7.68	7.68	7.60	7.60	7.60	---	---	---	7.85	---	10	172	790
				March 2025	---	---	---	---	7.67	---	---	---	---	---	---	---	---
				June 2025	---	---	---	---	7.71	---	---	---	---	---	---	---	---
AUTOHELLAS SA (CR)				(Contract Size: 100 Securities, Physical Delivery)													
11.12	10.88	11	-1.08%	September 2024	10.58	10.95	10.58	10.89	10.89	---	---	---	12.13	---	5	12	83
				December 2024	10.68	10.68	10.68	10.68	10.68	---	---	---	11.28	---	1	2	109
				March 2025	---	---	---	---	11.23	---	---	---	---	---	---	---	---
				June 2025	---	---	---	---	11.29	---	---	---	---	---	---	---	---
AVAX S.A. (CR)				(Contract Size: 100 Securities, Physical Delivery)													
1.346	1.328	1.342	0.15%	September 2024	1.33	1.33	1.33	1.33	1.33	---	---	---	1.50	---	7	71	420
				December 2024	1.35	1.35	1.35	1.35	1.35	---	---	---	1.37	---	1	43	418
				March 2025	---	---	---	---	1.35	---	---	---	---	---	---	---	---
				June 2025	---	---	---	---	1.36	---	---	---	---	---	---	---	---
CC HBC AG (CR)				(Contract Size: 100 Securities, Physical Delivery)													
32.96	32.5	32.58	-1.27%	September 2024	32.83	32.84	32.78	32.84	32.84	---	---	---	34.11	---	3	10	71
				December 2024	32.88	32.88	32.30	32.50	32.50	---	---	---	34.28	---	10	19	64
				March 2025	---	---	---	---	33.34	---	---	---	---	---	---	---	---
				June 2025	---	---	---	---	33.50	---	---	---	---	---	---	---	---

Derivatives notes

Fixing prices and final open positions can be retrieved from the following path <http://www.helex.gr/el/web/guest/statistics-end-of-day-derivatives>

Underlying Asset				Derivatives Market													
Price max	Price min	Closing price	change	Delivery Month	Open price	Price max	Price min	Last price	Closing price	Last Bid	Last Ask	Fixing price*	Life high	Life low	Trades	Volume	Open Interest
CENERGY HOLDINGS (CB)				(Contract Size: 100 Securities, Physical Delivery)													
10.06	9.8	9.9	-0.40%	September 2024	9.98	10.03	9.98	10.02	10.02	---	---	---	10.17	---	31	106	278
				December 2024	10.18	10.18	9.82	9.83	9.83	---	---	---	10.18	---	68	400	3,739
				March 2025	---	---	---	---	10.04	---	---	---	---	---	---	---	---
				June 2025	---	---	---	---	10.09	---	---	---	---	---	---	---	---
ELLAKTOR (CR)				(Contract Size: 124 Securities, Physical Delivery)													
1.976	1.946	1.976	1.33%	September 2024	1.94	1.96	1.94	1.96	1.96	---	---	---	2.13	1.79	16	295	977
				December 2024	1.97	1.98	1.96	1.97	1.97	---	---	---	2.03	---	18	268	2,820
				March 2025	---	---	---	---	1.97	---	---	---	---	---	---	---	---
				June 2025	---	---	---	---	1.98	---	---	---	---	---	---	---	---
ELVALHALCOR (CR)				(Contract Size: 100 Securities, Physical Delivery)													
1.882	1.84	1.846	0.11%	September 2024	1.84	1.89	1.84	1.88	1.88	---	---	---	2.04	---	32	311	1,066
				December 2024	1.89	1.92	1.87	1.87	1.87	---	---	---	1.92	---	47	664	3,467
				March 2025	---	---	---	---	1.86	---	---	---	---	---	---	---	---
				June 2025	---	---	---	---	1.87	---	---	---	---	---	---	---	---
EUROBANK HOLDINGS (CR)				(Contract Size: 100 Securities, Physical Delivery)													
1.9985	1.9795	1.987	-0.25%	September 2024	1.98	1.99	1.97	1.99	1.99	---	---	---	2.19	---	57	2,953	4,022
				December 2024	1.99	2.01	1.99	1.99	1.99	---	---	---	2.28	---	30	1,762	16,888
				March 2025	---	---	---	---	2.01	---	---	---	---	---	---	---	---
				June 2025	---	---	---	---	2.02	---	---	---	---	---	---	---	---
EYDAP S.A. (CR)				(Contract Size: 100 Securities, Physical Delivery)													
5.79	5.58	5.79	2.66%	September 2024	5.60	5.62	5.58	5.62	5.62	---	---	---	5.90	---	7	61	3,136
				December 2024	5.68	5.74	5.67	5.74	5.74	---	---	---	5.74	---	11	79	3,974
				March 2025	---	---	---	---	5.70	---	---	---	---	---	---	---	---
				June 2025	---	---	---	---	5.73	---	---	---	---	---	---	---	---
FOURLIS (CR)				(Contract Size: 100 Securities, Physical Delivery)													
4.085	3.97	3.97	-1.37%	September 2024	4.02	4.02	4.00	4.02	4.02	---	---	---	4.19	---	16	150	237
				December 2024	4.07	4.07	4.03	4.04	4.04	---	---	---	4.07	---	10	124	753
				March 2025	---	---	---	---	4.07	---	---	---	---	---	---	---	---
				June 2025	---	---	---	---	4.09	---	---	---	---	---	---	---	---
GEK TERNA (CR)				(Contract Size: 101 Securities, Physical Delivery)													
17.38	17.16	17.22	-0.35%	September 2024	17.44	17.44	17.18	17.18	17.18	---	---	---	17.73	16.99	47	929	1,615
				December 2024	17.45	17.66	17.28	17.40	17.40	---	---	---	17.79	---	33	835	9,984
				March 2025	---	---	---	---	17.46	---	---	---	---	---	---	---	---
				June 2025	---	---	---	---	17.54	---	---	---	---	---	---	---	---

Derivatives notes

Fixing prices and final open positions can be retrieved from the following path <http://www.helex.gr/el/web/guest/statistics-end-of-day-derivatives>

Underlying Asset				Derivatives Market													
Price max	Price min	Closing price	change	Delivery Month	Open price	Price max	Price min	Last price	Closing price	Last Bid	Last Ask	Fixing price*	Life high	Life low	Trades	Volume	Open Interest
HELLENIC EXCHANGES-A.S.E. (CR)				(Contract Size: 100 Securities, Physical Delivery)													
4.5	4.45	4.46	-0.56%	September 2024	4.48	4.50	4.45	4.47	4.47	---	---	---	5.25	---	41	638	644
				December 2024	4.47	4.55	4.47	4.52	4.52	---	---	---	4.69	---	25	564	3,032
				March 2025	---	---	---	---	4.53	---	---	---	---	---	---	---	---
				June 2025	---	---	---	---	4.55	---	---	---	---	---	---	---	---
HELLENIQ ENERGY (CR)				(Contract Size: 100 Securities, Physical Delivery)													
7.075	6.99	7.025	0.29%	September 2024	7.03	7.03	6.99	6.99	6.99	---	---	---	8.40	---	75	552	1,778
				December 2024	7.09	7.10	7.07	7.08	7.08	---	---	---	7.35	---	17	230	4,373
				March 2025	---	---	---	---	7.08	---	---	---	---	---	---	---	---
				June 2025	---	---	---	---	7.11	---	---	---	---	---	---	---	---
INTRACOM HOLDINGS (CR)				(Contract Size: 102 Securities, Physical Delivery)													
3.06	2.98	3.01	-0.50%	September 2024	3.01	3.04	3.01	3.04	3.04	---	---	---	3.55	2.80	14	610	1,069
				December 2024	3.05	3.08	3.05	3.06	3.06	---	---	---	3.26	---	14	553	6,666
				March 2025	---	---	---	---	3.06	---	---	---	---	---	---	---	---
				June 2025	---	---	---	---	3.07	---	---	---	---	---	---	---	---
INTRAKAT (CR)				(Contract Size: 100 Securities, Physical Delivery)													
4.99	4.895	4.99	0.40%	September 2024	4.89	4.92	4.81	4.81	4.81	---	---	---	5.24	---	8	115	399
				December 2024	4.94	4.97	4.87	4.87	4.87	---	---	---	5.07	---	11	130	2,443
				March 2025	---	---	---	---	5.02	---	---	---	---	---	---	---	---
				June 2025	---	---	---	---	5.05	---	---	---	---	---	---	---	---
JUMBO SA (CR)				(Contract Size: 100 Securities, Physical Delivery)													
24.64	24.04	24.38	-0.25%	September 2024	24.42	24.43	24.20	24.20	24.20	---	---	---	26.97	---	8	39	245
				December 2024	24.47	24.65	24.17	24.36	24.36	---	---	---	24.70	---	14	51	154
				March 2025	---	---	---	---	24.69	---	---	---	---	---	---	---	---
				June 2025	---	---	---	---	24.81	---	---	---	---	---	---	---	---
LAMDA DEVELOPMENT SA (CR)				(Contract Size: 100 Securities, Physical Delivery)													
7.59	7.43	7.45	-0.53%	September 2024	7.54	7.54	7.54	7.54	7.54	---	---	---	7.68	---	7	46	3,083
				December 2024	7.59	7.69	7.50	7.50	7.50	---	---	---	7.69	---	47	295	6,290
				March 2025	---	---	---	---	7.57	---	---	---	---	---	---	---	---
				June 2025	---	---	---	---	7.60	---	---	---	---	---	---	---	---
METLEN ENERGY & METALS (CR)				(Contract Size: 100 Securities, Physical Delivery)													
34.26	33.74	34.2	1.06%	September 2024	33.72	34.19	33.72	34.17	34.17	---	---	---	38.35	---	46	281	1,613
				December 2024	34.04	34.59	33.73	34.45	34.45	---	---	---	36.20	---	94	552	3,633
				March 2025	---	---	---	---	34.18	---	---	---	---	---	---	---	---
				June 2025	---	---	---	---	34.36	---	---	---	---	---	---	---	---

Derivatives notes

Fixing prices and final open positions can be retrieved from the following path <http://www.helex.gr/el/web/guest/statistics-end-of-day-derivatives>

Underlying Asset				Derivatives Market													
Price max	Price min	Closing price	change	Delivery Month	Open price	Price max	Price min	Last price	Closing price	Last Bid	Last Ask	Fixing price*	Life high	Life low	Trades	Volume	Open Interest
MIG (CR)				(Contract Size: 100 Securities, Physical Delivery)													
3.4	3.305	3.345	-0.45%	September 2024	3.35	3.35	3.34	3.34	3.34	---	---	---	3.94	---	5	10	49
				December 2024	3.40	3.41	3.36	3.41	3.41	---	---	---	3.50	---	4	9	101
				March 2025	---	---	---	---	3.39	---	---	---	---	---	---	---	---
				June 2025	---	---	---	---	3.41	---	---	---	---	---	---	---	---
MOTOR OIL (CR)				(Contract Size: 100 Securities, Physical Delivery)													
21.5	20.86	20.86	-2.61%	September 2024	21.28	21.29	21.11	21.11	21.11	---	---	---	26.50	---	55	571	2,168
				December 2024	21.52	21.57	21.03	21.24	21.24	---	---	---	22.59	---	118	733	5,109
				March 2025	---	---	---	---	21.64	---	---	---	---	---	---	---	---
				June 2025	---	---	---	---	21.75	---	---	---	---	---	---	---	---
NATIONAL BANK (CR)				(Contract Size: 100 Securities, Physical Delivery)													
7.396	7.18	7.18	-1.62%	September 2024	7.33	7.38	7.26	7.28	7.28	---	---	---	8.36	---	93	2,751	5,818
				December 2024	7.44	7.47	7.26	7.29	7.29	---	---	---	8.20	---	341	4,573	17,335
				March 2025	---	---	---	---	7.37	---	---	---	---	---	---	---	---
				June 2025	---	---	---	---	7.41	---	---	---	---	---	---	---	---
OPAP (CR)				(Contract Size: 102 Securities, Physical Delivery)													
16	15.8	15.87	0.32%	September 2024	15.95	15.98	15.92	15.98	15.98	---	---	---	16.29	---	9	31	348
				December 2024	15.42	15.44	15.41	15.41	15.41	---	---	---	16.38	---	4	21	879
				March 2025	---	---	---	---	15.98	---	---	---	---	---	---	---	---
				June 2025	---	---	---	---	16.06	---	---	---	---	---	---	---	---
OPTIMA BANK (CR)				(Contract Size: 100 Securities, Physical Delivery)													
13.34	12.92	13.34	2.77%	September 2024	---	---	---	---	12.82	---	---	---	13.13	---	---	---	37
				December 2024	12.99	12.99	12.97	12.99	12.99	---	---	---	12.99	---	3	15	56
				March 2025	---	---	---	---	13.11	---	---	---	---	---	---	---	---
				June 2025	---	---	---	---	13.18	---	---	---	---	---	---	---	---
OTE (CR)				(Contract Size: 100 Securities, Physical Delivery)													
15.51	15.4	15.5	0.65%	September 2024	15.42	15.48	15.40	15.45	15.45	---	---	---	15.48	---	18	54	808
				December 2024	15.67	15.67	15.55	15.60	15.60	---	---	---	15.67	---	15	77	2,834
				March 2025	---	---	---	---	15.56	---	---	---	---	---	---	---	---
				June 2025	---	---	---	---	15.63	---	---	---	---	---	---	---	---
P.P.A. S.A. (CR)				(Contract Size: 100 Securities, Physical Delivery)													
27.35	26.9	27.25	0.93%	September 2024	---	---	---	---	27.07	---	---	---	27.33	---	---	---	15
				December 2024	---	---	---	---	27.37	---	---	---	27.37	---	---	---	70
				March 2025	---	---	---	---	27.27	---	---	---	---	---	---	---	---
				June 2025	---	---	---	---	27.41	---	---	---	---	---	---	---	---

Derivatives notes

Fixing prices and final open positions can be retrieved from the following path <http://www.helex.gr/el/web/guest/statistics-end-of-day-derivatives>

Underlying Asset				Derivatives Market													
Price max	Price min	Closing price	change	Delivery Month	Open price	Price max	Price min	Last price	Closing price	Last Bid	Last Ask	Fixing price*	Life high	Life low	Trades	Volume	Open Interest
PIRAEUS FINANCIAL HOLD (CR)				(Contract Size: 100 Securities, Physical Delivery)													
3.824	3.796	3.8	-0.52%	September 2024	3.82	3.82	3.79	3.80	3.80	---	---	---	4.06	---	232	11,295	21,710
				December 2024	3.84	3.87	3.83	3.83	3.83	---	---	---	4.08	---	175	9,145	57,163
				March 2025	---	---	---	---	3.86	---	---	---	---	---	---	---	---
				June 2025	---	---	---	---	3.88	---	---	---	---	---	---	---	---
PPC (CR)				(Contract Size: 100 Securities, Physical Delivery)													
11.7	11.53	11.7	0.69%	September 2024	11.60	11.65	11.54	11.58	11.58	---	---	---	11.90	---	60	862	6,217
				December 2024	11.65	11.75	11.63	11.72	11.72	---	---	---	11.96	---	61	786	20,349
				March 2025	---	---	---	---	11.74	---	---	---	---	---	---	---	---
				June 2025	---	---	---	---	11.80	---	---	---	---	---	---	---	---
QUEST HOLDINGS (CR)				(Contract Size: 100 Securities, Physical Delivery)													
5.36	5.23	5.36	2.10%	September 2024	5.24	5.24	5.24	5.24	5.24	---	---	---	5.38	---	1	55	63
				December 2024	5.30	5.30	5.30	5.30	5.30	---	---	---	5.40	---	1	55	94
				March 2025	---	---	---	---	5.30	---	---	---	---	---	---	---	---
				June 2025	---	---	---	---	5.33	---	---	---	---	---	---	---	---
TERNA ENERGY (CR)				(Contract Size: 100 Securities, Physical Delivery)													
19.6	19.48	19.6	0.41%	September 2024	19.51	19.52	19.50	19.52	19.52	---	---	---	19.55	---	10	198	4,899
				December 2024	19.73	19.73	19.59	19.59	19.59	---	---	---	19.73	---	11	107	16,925
				March 2025	---	---	---	---	19.72	---	---	---	---	---	---	---	---
				June 2025	---	---	---	---	19.82	---	---	---	---	---	---	---	---
TITAN CEMENT (CB)				(Contract Size: 100 Securities, Physical Delivery)													
33	32.4	33	0.15%	September 2024	32.85	32.85	32.81	32.81	32.81	---	---	---	33.56	---	6	11	162
				December 2024	33.06	33.06	32.70	32.70	32.70	---	---	---	33.31	---	5	24	375
				March 2025	---	---	---	---	33.28	---	---	---	---	---	---	---	---
				June 2025	---	---	---	---	33.45	---	---	---	---	---	---	---	---
VIOHALCO SA/NV (CB)				(Contract Size: 100 Securities, Physical Delivery)													
5.75	5.59	5.62	0.36%	September 2024	5.60	5.65	5.58	5.59	5.59	---	---	---	6.50	---	42	648	1,070
				December 2024	5.69	5.74	5.66	5.74	5.74	---	---	---	6.15	---	42	686	3,608
				March 2025	---	---	---	---	5.66	---	---	---	---	---	---	---	---
				June 2025	---	---	---	---	5.69	---	---	---	---	---	---	---	---

Derivatives notes

Fixing prices and final open positions can be retrieved from the following path <http://www.helex.gr/el/web/guest/statistics-end-of-day-derivatives>

FTSE/Athex Large Cap

(Trade Unit: 1 Index Point x 2€ - Exercise Style: European, Cash Settlement)

Call Options																Put Options																				
September 2024								October 2024								Other Months		September 2024								October 2024								Other Months		Exercise Price
Open price	Price max	Price min	Last price	Closing price	Volume	Open Interest	Open price	Price max	Price min	Last price	Closing price	Volume	Open Interest	Volume	Open Interest	Open price	Price max	Price min	Last price	Closing price	Volume	Open Interest	Open price	Price max	Price min	Last price	Closing price	Volume	Open Interest	Volume	Open Interest					
2,450	0.00	0.00	0.00	-	-	-	-	-	-	-	-	-	-	-	-	0.00	0.00	0.00	-	2,451.00	-	-	-	-	-	-	-	-	-	-	-	2,450				
2,500	0.00	0.00	0.00	-	-	-	-	-	-	-	-	-	-	-	-	0.00	0.00	0.00	-	2,501.00	-	-	-	-	-	-	-	-	-	-	-	2,500				
2,550	0.00	0.00	0.00	-	-	-	-	-	-	-	-	-	-	-	-	0.00	0.00	0.00	-	2,551.00	-	-	-	-	-	-	-	-	-	-	-	2,550				
2,600	0.00	0.00	0.00	-	-	-	-	-	-	-	-	-	-	-	-	0.00	0.00	0.00	-	2,601.00	-	-	-	-	-	-	-	-	-	-	-	2,600				
2,650	0.00	0.00	0.00	-	-	-	-	-	-	-	-	-	-	-	-	0.00	0.00	0.00	-	2,651.00	-	-	-	-	-	-	-	-	-	-	-	2,650				
2,700	0.00	0.00	0.00	-	-	-	-	-	-	-	-	-	-	-	-	0.00	0.00	0.00	-	2,701.00	-	-	-	-	-	-	-	-	-	-	-	2,700				
2,750	0.00	0.00	0.00	-	-	-	-	-	-	-	-	-	-	-	-	0.00	0.00	0.00	-	2,751.00	-	-	-	-	-	-	-	-	-	-	-	2,750				
2,800	0.00	0.00	0.00	-	-	-	-	-	-	-	-	-	-	-	-	0.00	0.00	0.00	-	2,801.00	-	-	-	-	-	-	-	-	-	-	-	2,800				
2,850	0.00	0.00	0.00	-	-	-	-	-	-	-	-	-	-	-	-	0.00	0.00	0.00	-	2,851.00	-	-	-	-	-	-	-	-	-	-	-	2,850				
2,900	0.00	0.00	0.00	-	-	-	-	-	-	-	-	-	-	-	-	0.00	0.00	0.00	-	2,901.00	-	-	-	-	-	-	-	-	-	-	-	2,900				
2,950	0.00	0.00	0.00	-	-	-	-	-	-	-	-	-	-	-	-	0.00	0.00	0.00	-	2,951.00	-	-	-	-	-	-	-	-	-	-	-	2,950				
3,000	0.00	0.00	0.00	-	-	-	-	0.00	0.00	0.00	-	457.00	-	-	0.00	0.00	0.00	-	3,001.00	-	-	0.00	0.00	0.00	-	0.48	-	-	-	-	3,000					
3,050	0.00	0.00	0.00	-	-	-	-	0.00	0.00	0.00	-	408.00	-	-	0.00	0.00	0.00	-	3,051.00	-	-	0.00	0.00	0.00	-	1.10	-	-	-	-	3,050					
3,100	0.00	0.00	0.00	-	-	-	-	0.00	0.00	0.00	-	359.00	-	-	0.00	0.00	0.00	-	3,101.00	-	-	0.00	0.00	0.00	-	2.30	-	-	-	-	3,100					
3,150	0.00	0.00	0.00	-	-	-	-	0.00	0.00	0.00	-	311.00	-	-	0.00	0.00	0.00	-	3,151.00	-	-	0.00	0.00	0.00	-	4.60	-	-	-	-	3,150					
3,200	0.00	0.00	0.00	-	-	-	-	0.00	0.00	0.00	-	265.00	-	-	0.00	0.00	0.00	-	3,201.00	-	-	0.00	0.00	0.00	-	8.50	-	-	-	-	3,200					
3,250	0.00	0.00	0.00	-	-	-	-	0.00	0.00	0.00	-	222.00	-	-	0.00	0.00	0.00	-	3,251.00	-	50	0.00	0.00	0.00	-	14.75	-	-	-	-	3,250					
3,300	0.00	0.00	0.00	-	-	-	20	0.00	0.00	0.00	-	181.00	-	-	0.00	0.00	0.00	-	3,301.00	-	40	0.00	0.00	0.00	-	24.00	-	10	-	-	3,300					
3,350	0.00	0.00	0.00	-	-	-	-	0.00	0.00	0.00	-	144.00	-	40	0.00	0.00	0.00	-	3,351.00	-	16	43.50	43.50	43.00	43.00	43.00	40	60	-	-	3,350					
3,400	0.00	0.00	0.00	-	-	-	1	0.00	0.00	0.00	-	112.00	-	20	0.00	0.00	0.00	-	3,401.00	-	142	0.00	0.00	0.00	-	54.50	-	61	-	-	3,400					
3,450	0.00	0.00	0.00	-	-	-	176	0.00	0.00	0.00	-	84.00	-	20	0.00	0.00	0.00	-	3,451.00	-	42	0.00	0.00	0.00	-	77.00	-	101	-	-	3,450					
3,500	0.00	0.00	0.00	-	-	-	25	0.00	0.00	0.00	-	61.50	-	22	0.00	0.00	0.00	-	3,501.00	-	121	0.00	0.00	0.00	-	104.00	-	41	-	-	3,500					
3,550	0.00	0.00	0.00	-	-	-	60	40.50	40.50	40.50	40.50	40.50	2	64	0.00	0.00	0.00	-	3,551.00	-	80	0.00	0.00	0.00	-	136.00	-	62	-	-	3,550					
3,600	0.00	0.00	0.00	-	-	-	20	27.00	27.00	27.00	27.00	27.00	5	40	0.00	0.00	0.00	-	3,601.00	-	-	0.00	0.00	0.00	-	172.00	-	-	-	-	3,600					
3,650	0.00	0.00	0.00	-	-	-	21	0.00	0.00	0.00	-	19.75	-	-	0.00	0.00	0.00	-	3,651.00	-	-	0.00	0.00	0.00	-	212.00	-	-	-	-	3,650					
3,700	0.00	0.00	0.00	-	-	-	-	0.00	0.00	0.00	-	12.75	-	-	0.00	0.00	0.00	-	3,701.00	-	-	0.00	0.00	0.00	-	255.00	-	-	-	-	3,700					
3,750	0.00	0.00	0.00	-	-	-	-	0.00	0.00	0.00	-	7.90	-	-	0.00	0.00	0.00	-	3,751.00	-	-	0.00	0.00	0.00	-	300.00	-	-	-	-	3,750					
3,800	0.00	0.00	0.00	-	-	-	-	0.00	0.00	0.00	-	4.80	-	-	0.00	0.00	0.00	-	3,801.00	-	-	0.00	0.00	0.00	-	347.00	-	-	-	-	3,800					
3,850	0.00	0.00	0.00	-	-	-	-	0.00	0.00	0.00	-	2.80	-	-	0.00	0.00	0.00	-	3,851.00	-	-	0.00	0.00	0.00	-	395.00	-	-	-	-	3,850					
3,900	0.00	0.00	0.00	-	-	-	-	0.00	0.00	0.00	-	1.60	-	-	0.00	0.00	0.00	-	3,901.00	-	-	0.00	0.00	0.00	-	444.00	-	-	-	-	3,900					
Totals:						0	323							7	206	0	0							0	491							40	335	0	0	
Number of Trades:						0							3							0							2							0		

ALPHA SERVICES HOLD (CR)

(Contract Size: 100 Securities, Exercise Style: American, Physical Delivery)

Call Options														Put Options																				
September 2024							October 2024							Other Months		September 2024						October 2024					Other Months		Exercise Price					
Exercise Price	Open price	Price max	Price min	Last price	Closing price	Volume	Open Interest	Open price	Price max	Price min	Last price	Closing price	Volume	Open Interest	Volume	Open Interest	Open price	Price max	Price min	Last price	Closing price	Volume	Open Interest	Open price	Price max	Price min	Last price	Closing price		Volume	Open Interest	Volume	Open Interest	
0.850	0.000	0.000	0.000			-	-										0.000	0.000	0.000	1.85	-	-											0.009	
0.900	0.000	0.000	0.000			-	-										0.000	0.000	0.000	1.90	-	-											0.009	
0.950	0.000	0.000	0.000			-	-										0.000	0.000	0.000	1.95	-	-											0.010	
1.000	0.000	0.000	0.000			-	-	0.000	0.000	0.000		0.592	-	-			0.000	0.000	0.000	2.00	-	-	0.000	0.000	0.000	0.001	-	-				0.010		
1.100	0.000	0.000	0.000			-	-	0.000	0.000	0.000		0.492	-	-			0.000	0.000	0.000	2.10	-	-	0.000	0.000	0.000	0.001	-	-					0.011	
1.200	0.000	0.000	0.000			-	-	0.000	0.000	0.000		0.392	-	-			0.000	0.000	0.000	2.20	-	-	0.000	0.000	0.000	0.001	-	-					0.012	
1.300	0.000	0.000	0.000			-	-	0.000	0.000	0.000		0.293	-	-			0.000	0.000	0.000	2.30	-	-	0.000	0.000	0.000	0.001	-	-					0.013	
1.400	0.000	0.000	0.000			-	-	0.000	0.000	0.000		0.200	-	-			0.000	0.000	0.000	2.40	-	-	0.000	0.000	0.000	0.008	-	-					0.014	
1.500	0.000	0.000	0.000			-	-	0.000	0.000	0.000		0.120	-	-			0.000	0.000	0.000	2.50	-	-	0.000	0.000	0.000	0.027	-	-					0.015	
1.600	0.000	0.000	0.000			-	-	0.000	0.000	0.000		0.062	-	-			0.000	0.000	0.000	2.60	-	-	0.000	0.000	0.000	0.069	-	-					0.016	
1.700	0.000	0.000	0.000			-	-	0.000	0.000	0.000		0.027	-	-			0.000	0.000	0.000	2.70	-	-	0.000	0.000	0.000	0.135	-	-					0.017	
1.800	0.000	0.000	0.000			-	-	0.000	0.000	0.000		0.010	-	-			0.000	0.000	0.000	2.80	-	-	0.000	0.000	0.000	0.218	-	-					0.018	
1.900	0.000	0.000	0.000			-	-	0.000	0.000	0.000		0.003	-	-			0.000	0.000	0.000	2.90	-	-	0.000	0.000	0.000	0.311	-	-					0.019	
2.000	0.000	0.000	0.000			-	-	0.000	0.000	0.000		0.001	-	-			0.000	0.000	0.000	3.00	-	-	0.000	0.000	0.000	0.410	-	-					0.020	
2.200	0.000	0.000	0.000			-	-	0.000	0.000	0.000		0.001	-	-			0.000	0.000	0.000	3.20	-	-	0.000	0.000	0.000	0.610	-	-					0.022	
2.400	0.000	0.000	0.000			-	-	0.000	0.000	0.000		0.001	-	-			0.000	0.000	0.000	3.40	-	-	0.000	0.000	0.000	0.810	-	-					0.024	
2.600	0.000	0.000	0.000			-	-						-	-			0.000	0.000	0.000	3.60	-	-					-	-					0.026	
Totals:						0	0						0	0	0	0									0	0	0	0	0	0	0			
Number of Trades:						0							0				0.00									0				0				

NATIONAL BANK (CR)

(Contract Size: 100 Securities, Exercise Style: American, Physical Delivery)

Call Options														Put Options																			
September 2024							October 2024							Other Months		September 2024							October 2024							Other Months		Exercise Price	
Open price	Price max	Price min	Last price	Closing price	Volume	Open Interest	Open price	Price max	Price min	Last price	Closing price	Volume	Open Interest	Volume	Open Interest	Open price	Price max	Price min	Last price	Closing price	Volume	Open Interest	Open price	Price max	Price min	Last price	Closing price	Volume	Open Interest	Volume	Open Interest		
3.400	0.000	0.000	0.000		-	-						-	-			0.000	0.000	0.000	4.40	-	-				-	-					0.034		
3.600	0.000	0.000	0.000		-	-						-	-			0.000	0.000	0.000	4.60	-	-				-	-					0.036		
3.800	0.000	0.000	0.000		-	-						-	-			0.000	0.000	0.000	4.80	-	-				-	-					0.038		
4.000	0.000	0.000	0.000		-	-						-	-			0.000	0.000	0.000	5.00	-	-				-	-					0.040		
4.400	0.000	0.000	0.000		-	-						-	-			0.000	0.000	0.000	5.40	-	-				-	-					0.044		
4.800	0.000	0.000	0.000		-	-						-	-			0.000	0.000	0.000	5.80	-	-				-	-					0.048		
5.200	0.000	0.000	0.000		-	-	0.000	0.000	0.000		2.11	-	-			0.000	0.000	0.000	6.20	-	-	0.000	0.000	0.000	0.001	-	-			0.052			
5.600	0.000	0.000	0.000		-	-	0.000	0.000	0.000		1.71	-	-			0.000	0.000	0.000	6.60	-	-	0.000	0.000	0.000	0.001	-	-			0.056			
6.000	0.000	0.000	0.000		-	-	0.000	0.000	0.000		1.32	-	-			0.000	0.000	0.000	7.00	-	-	0.000	0.000	0.000	0.008	-	-			0.060			
6.400	0.000	0.000	0.000		-	-	0.000	0.000	0.000		0.945	-	-			0.000	0.000	0.000	7.40	-	-	0.000	0.000	0.000	0.034	-	-			0.064			
6.800	0.000	0.000	0.000		-	-	0.000	0.000	0.000		0.617	-	-			0.000	0.000	0.000	7.80	-	6	0.000	0.000	0.000	0.106	-	-			0.068			
7.200	0.000	0.000	0.000		-	-	0.000	0.000	0.000		0.362	-	-			0.000	0.000	0.000	8.20	-	-	0.000	0.000	0.000	0.251	-	-			0.072			
7.600	0.000	0.000	0.000		-	-	0.000	0.000	0.000		0.188	-	-			0.000	0.000	0.000	8.60	-	-	0.000	0.000	0.000	0.477	-	-			0.076			
8.000	0.000	0.000	0.000		-	-	0.000	0.000	0.000		0.085	-	4			0.000	0.000	0.000	9.00	-	-	0.000	0.000	0.000	0.775	-	-			0.080			
8.400	0.000	0.000	0.000		-	-	0.000	0.000	0.000		0.035	-	-			0.000	0.000	0.000	9.40	-	-	0.000	0.000	0.000	1.13	-	-			0.084			
8.800	0.000	0.000	0.000		-	-	0.000	0.000	0.000		0.012	-	-			0.000	0.000	0.000	9.80	-	-	0.000	0.000	0.000	1.51	-	-			0.088			
9.200	0.000	0.000	0.000		-	-	0.000	0.000	0.000		0.004	-	-			0.000	0.000	0.000	10.20	-	-	0.000	0.000	0.000	1.90	-	-			0.092			
9.600	0.000	0.000	0.000		-	-	0.000	0.000	0.000		0.001	-	-			0.000	0.000	0.000	10.60	-	-	0.000	0.000	0.000	2.30	-	-			0.096			
10.000	0.000	0.000	0.000		-	-	0.000	0.000	0.000		0.001	-	-			0.000	0.000	0.000	11.00	-	-	0.000	0.000	0.000	2.70	-	-			0.100			
11.000	0.000	0.000	0.000		-	-	0.000	0.000	0.000		0.001	-	-			0.000	0.000	0.000	12.00	-	-	0.000	0.000	0.000	3.70	-	-			0.110			
Totals:					0	0						0	4	0	0							0	6							0	0	0	304
Number of Trades:					0							0		0								0.00								0		0	

OPAP (CR)

(Contract Size: 100 Securities, Exercise Style: American, Physical Delivery)

Exercise Price	Call Options												Put Options																			
	September 2024						October 2024						Other Months		September 2024						October 2024						Other Months		Exercise Price			
	Open price	Price max	Price min	Last price	Closing price	Volume	Open Interest	Open price	Price max	Price min	Last price	Closing price	Volume	Open Interest	Volume	Open Interest	Open price	Price max	Price min	Last price	Closing price	Volume	Open Interest	Open price	Price max	Price min	Last price	Closing price		Volume	Open Interest	Volume
9.600	0.000	0.000	0.000	-	-	-	0.000	0.000	0.000	0.000	0.000	0.000	-	-	-	0.000	0.000	0.000	10.60	-	-	-	-	-	-	0.000	0.000	0.000		0.001	-	-
10.000	0.000	0.000	0.000	-	-	-	0.000	0.000	0.000	5.84	-	-	-	-	-	0.000	0.000	0.000	11.00	-	-	-	-	-	-	0.000	0.000	0.000	0.001	-	-	0.100
11.000	0.000	0.000	0.000	-	-	-	0.000	0.000	0.000	4.84	-	-	-	-	-	0.000	0.000	0.000	12.00	-	-	-	-	-	-	0.000	0.000	0.000	0.001	-	-	0.110
12.000	0.000	0.000	0.000	-	-	-	0.000	0.000	0.000	3.84	-	-	-	-	-	0.000	0.000	0.000	13.00	-	-	-	-	-	-	0.000	0.000	0.000	0.001	-	-	0.120
13.000	0.000	0.000	0.000	-	-	-	0.000	0.000	0.000	2.84	-	-	-	-	-	0.000	0.000	0.000	14.00	-	-	-	-	-	-	0.000	0.000	0.000	0.002	-	-	0.130
14.000	0.000	0.000	0.000	-	-	-	0.000	0.000	0.000	1.85	-	-	-	-	-	0.000	0.000	0.000	15.00	-	-	-	-	-	-	0.000	0.000	0.000	0.010	-	-	0.140
15.000	0.000	0.000	0.000	-	-	-	0.000	0.000	0.000	0.951	-	-	-	-	-	0.000	0.000	0.000	16.00	-	20	-	-	-	0.000	0.000	0.000	0.107	-	-	0.150	
16.000	0.000	0.000	0.000	-	-	1	0.000	0.000	0.000	0.336	-	-	-	-	-	0.100	0.109	0.100	0.101	17.00	50	50	-	-	-	0.000	0.000	0.000	0.492	-	-	0.160
17.000	0.000	0.000	0.000	-	-	-	0.000	0.000	0.000	0.071	-	70	-	-	-	0.998	0.998	0.997	0.997	18.00	10	10	-	-	-	0.000	0.000	0.000	1.23	-	-	0.170
18.000	0.000	0.000	0.000	-	-	-	0.000	0.000	0.000	0.009	-	-	-	-	-	0.000	0.000	0.000	19.00	-	-	-	-	-	0.000	0.000	0.000	2.18	-	-	0.180	
19.000	0.000	0.000	0.000	-	-	-	0.000	0.000	0.000	0.001	-	-	-	-	-	0.000	0.000	0.000	20.00	-	-	-	-	-	0.000	0.000	0.000	3.18	-	-	0.190	
20.000	0.000	0.000	0.000	-	-	-	0.000	0.000	0.000	0.001	-	-	-	-	-	0.000	0.000	0.000	21.00	-	-	-	-	-	0.000	0.000	0.000	4.18	-	-	0.200	
22.000	0.000	0.000	0.000	-	-	-	0.000	0.000	0.000	0.001	-	-	-	-	-	0.000	0.000	0.000	23.00	-	-	-	-	-	0.000	0.000	0.000	6.18	-	-	0.220	
24.000	0.000	0.000	0.000	-	-	-	-	-	-	-	-	-	-	-	-	0.000	0.000	0.000	25.00	-	-	-	-	-	-	-	-	-	-	-	0.240	
Totals:						0	1						0	70	0	0							0	80				0	0	0	0	
Number of Trades:						0							0		0								8.00					0		0		

OTE (CR)

(Contract Size: 100 Securities, Exercise Style: American, Physical Delivery)

Exercise Price	Call Options													Put Options																			
	September 2024						October 2024						Other Months		September 2024						October 2024						Other Months						
	Open price	Price max	Price min	Last price	Closing price	Volume	Open Interest	Open price	Price max	Price min	Last price	Closing price	Volume	Open Interest	Volume	Open Interest	Open price	Price max	Price min	Last price	Closing price	Volume	Open Interest	Open price	Price max	Price min	Last price	Closing price	Volume	Open Interest	Volume	Open Interest	Exercise Price
9.200	0.000	0.000	0.000	-	-	-	0.000	0.000	0.000	0.000	5.82	-	-	-	-	0.000	0.000	0.000	10.20	-	-	-	-	-	-	-	-	-	-	-	-	0.092	
9.600	0.000	0.000	0.000	-	-	-	0.000	0.000	0.000	0.000	5.42	-	-	-	-	0.000	0.000	0.000	10.60	-	-	-	-	-	-	-	-	-	-	-	-	0.096	
10.000	0.000	0.000	0.000	-	-	-	0.000	0.000	0.000	0.000	4.42	-	-	-	-	0.000	0.000	0.000	11.00	-	-	-	-	-	-	-	-	-	-	-	-	0.100	
11.000	0.000	0.000	0.000	-	-	-	0.000	0.000	0.000	0.000	3.42	-	-	-	-	0.000	0.000	0.000	12.00	-	-	-	-	-	-	-	-	-	-	-	-	0.110	
12.000	0.000	0.000	0.000	-	-	-	0.000	0.000	0.000	0.000	2.42	-	-	-	-	0.000	0.000	0.000	13.00	-	-	-	-	-	-	-	-	-	-	-	-	0.120	
13.000	0.000	0.000	0.000	-	-	-	0.000	0.000	0.000	0.000	1.44	-	-	-	-	0.000	0.000	0.000	14.00	-	-	-	-	-	-	-	-	-	-	-	-	0.130	
14.000	0.000	0.000	0.000	-	-	30	0.000	0.000	0.000	0.000	0.610	-	-	-	-	0.000	0.000	0.000	15.00	-	45	-	-	-	-	-	-	-	-	-	-	0.140	
15.000	0.000	0.000	0.000	-	-	1	0.000	0.000	0.000	0.000	0.151	-	-	-	-	0.000	0.000	0.000	16.00	-	5	-	-	-	-	-	-	-	-	-	-	0.150	
16.000	0.000	0.000	0.000	-	-	5	0.000	0.000	0.000	0.000	0.019	-	-	-	-	0.000	0.000	0.000	17.00	-	-	-	-	-	-	-	-	-	-	-	-	0.160	
17.000	0.000	0.000	0.000	-	-	-	0.000	0.000	0.000	0.000	0.001	-	-	-	-	0.000	0.000	0.000	18.00	-	-	-	-	-	-	-	-	-	-	-	-	0.170	
18.000	0.000	0.000	0.000	-	-	-	0.000	0.000	0.000	0.000	0.001	-	-	-	-	0.000	0.000	0.000	19.00	-	-	-	-	-	-	-	-	-	-	-	-	0.180	
19.000	0.000	0.000	0.000	-	-	-	0.000	0.000	0.000	0.000	0.001	-	-	-	-	0.000	0.000	0.000	20.00	-	-	-	-	-	-	-	-	-	-	-	-	0.190	
20.000	0.000	0.000	0.000	-	-	-	0.000	0.000	0.000	0.000	0.001	-	-	-	-	0.000	0.000	0.000	21.00	-	-	-	-	-	-	-	-	-	-	-	-	0.200	
Totals:						0	36					0	0	0	0							0	50							0	0	0	0
Number of Trades:							0						0	0	0								0.00							0	0		

PIRAEUS FINANCIAL HOLD (CR)

(Contract Size: 100 Securities, Exercise Style: American, Physical Delivery)

Call Options														Put Options																			
September 2024							October 2024							Other Months		September 2024							October 2024							Other Months		Exercise Price	
Open price	Price max	Price min	Last price	Closing price	Volume	Open Interest	Open price	Price max	Price min	Last price	Closing price	Volume	Open Interest	Volume	Open Interest	Open price	Price max	Price min	Last price	Closing price	Volume	Open Interest	Open price	Price max	Price min	Last price	Closing price	Volume	Open Interest	Volume	Open Interest		
1.800	0.000	0.000	0.000		-	-										0.000	0.000	0.000	2.80	-	-											0.018	
1.900	0.000	0.000	0.000		-	-										0.000	0.000	0.000	2.90	-	-											0.019	
2.000	0.000	0.000	0.000		-	-										0.000	0.000	0.000	3.00	-	-											0.020	
2.200	0.000	0.000	0.000		-	-										0.000	0.000	0.000	3.20	-	-											0.022	
2.400	0.000	0.000	0.000		-	-	0.000	0.000	0.000		1.42	-	-			0.000	0.000	0.000	3.40	-	-	0.000	0.000	0.000	0.001	-	-					0.024	
2.600	0.000	0.000	0.000		-	-	0.000	0.000	0.000		1.22	-	-			0.000	0.000	0.000	3.60	-	-	0.000	0.000	0.000	0.001	-	-					0.026	
2.800	0.000	0.000	0.000		-	-	0.000	0.000	0.000		1.02	-	-			0.000	0.000	0.000	3.80	-	-	0.000	0.000	0.000	0.001	-	-					0.028	
3.000	0.000	0.000	0.000		-	-	0.000	0.000	0.000		0.826	-	-			0.000	0.000	0.000	4.00	-	-	0.000	0.000	0.000	0.001	-	-					0.030	
3.200	0.000	0.000	0.000		-	-	0.000	0.000	0.000		0.631	-	-			0.000	0.000	0.000	4.20	-	-	0.000	0.000	0.000	0.006	-	-					0.032	
3.400	0.000	0.000	0.000		-	-	0.000	0.000	0.000		0.448	-	-			0.000	0.000	0.000	4.40	-	-	0.000	0.000	0.000	0.022	-	-					0.034	
3.600	0.000	0.000	0.000		-	-	0.000	0.000	0.000		0.290	-	-			0.000	0.000	0.000	4.60	-	-	0.000	0.000	0.000	0.064	-	-					0.036	
3.800	0.000	0.000	0.000		-	-	0.000	0.000	0.000		0.169	-	-			0.000	0.000	0.000	4.80	-	-	0.000	0.000	0.000	0.143	-	-					0.038	
4.000	0.000	0.000	0.000		-	-	0.000	0.000	0.000		0.088	-	4			0.000	0.000	0.000	5.00	-	-	0.000	0.000	0.000	0.263	-	-					0.040	
4.400	0.000	0.000	0.000		-	-	0.000	0.000	0.000		0.016	-	-			0.000	0.000	0.000	5.40	-	-	0.000	0.000	0.000	0.592	-	-					0.044	
4.800	0.000	0.000	0.000		-	-	0.000	0.000	0.000		0.002	-	-			0.000	0.000	0.000	5.80	-	-	0.000	0.000	0.000	0.980	-	-					0.048	
5.200	0.000	0.000	0.000		-	-	0.000	0.000	0.000		0.001	-	-			0.000	0.000	0.000	6.20	-	-	0.000	0.000	0.000	1.38	-	-					0.052	
5.600	0.000	0.000	0.000		-	-	0.000	0.000	0.000		0.001	-	-			0.000	0.000	0.000	6.60	-	-	0.000	0.000	0.000	1.78	-	-					0.056	
6.000	0.000	0.000	0.000		-	-	0.000	0.000	0.000		0.001	-	-			0.000	0.000	0.000	7.00	-	-	0.000	0.000	0.000	2.18	-	-					0.060	
6.400	0.000	0.000	0.000		-	-										0.000	0.000	0.000	7.40	-	-											0.064	
Totals:					0	0						0	4		0	0							0	0								0	0
Number of Trades:					0							0			0		0.00						0									0	

PPC (CR)

(Contract Size: 100 Securities, Exercise Style: American, Physical Delivery)

Exercise Price	Call Options														Volume	Open Interest	Put Options														Volume	Open Interest	Exercise Price				
	September 2024							October 2024									Other Months		September 2024							October 2024								Other Months			
	Open price	Price max	Price min	Last price	Closing price	Volume	Open Interest	Open price	Price max	Price min	Last price	Closing price	Volume	Open Interest			Open price	Price max	Price min	Last price	Closing price	Volume	Open Interest	Open price	Price max	Price min	Last price	Closing price	Volume	Open Interest				Open price	Price max	Price min	Last price
6.800	0.000	0.000	0.000	-	-	-	-	-	-	-	-	-	-	-	0.000	0.000	0.000	7.80	-	-	-	-	-	-	-	-	-	-	-	-	-	-	-	-	0.068		
7.200	0.000	0.000	0.000	-	-	-	-	-	-	-	-	-	-	-	0.000	0.000	0.000	8.20	-	-	-	-	-	-	-	-	-	-	-	-	-	-	-	-	0.072		
7.600	0.000	0.000	0.000	-	-	-	-	-	-	-	-	-	-	-	0.000	0.000	0.000	8.60	-	-	-	-	-	-	-	-	-	-	-	-	-	-	-	-	0.076		
8.000	0.000	0.000	0.000	-	-	-	0.000	0.000	0.000	3.63	-	-	-	-	0.000	0.000	0.000	9.00	-	-	0.000	0.000	0.000	0.002	-	-	-	-	-	-	-	-	-	-	0.080		
8.400	0.000	0.000	0.000	-	-	-	0.000	0.000	0.000	3.23	-	-	-	-	0.000	0.000	0.000	9.40	-	-	0.000	0.000	0.000	0.001	-	-	-	-	-	-	-	-	-	-	0.084		
8.800	0.000	0.000	0.000	-	-	-	0.000	0.000	0.000	2.83	-	-	-	-	0.000	0.000	0.000	9.80	-	-	0.000	0.000	0.000	0.001	-	-	-	-	-	-	-	-	-	-	0.088		
9.200	0.000	0.000	0.000	-	-	-	0.000	0.000	0.000	2.44	-	-	-	-	0.000	0.000	0.000	10.20	-	-	0.000	0.000	0.000	0.002	-	-	-	-	-	-	-	-	-	-	0.092		
9.600	0.000	0.000	0.000	-	-	-	0.000	0.000	0.000	2.04	-	-	-	-	0.000	0.000	0.000	10.60	-	-	0.000	0.000	0.000	0.003	-	-	-	-	-	-	-	-	-	-	0.096		
10.000	0.000	0.000	0.000	-	-	-	0.000	0.000	0.000	1.65	-	-	-	-	0.000	0.000	0.000	11.00	-	-	0.000	0.000	0.000	0.011	-	-	-	-	-	-	-	-	-	-	0.100		
11.000	0.000	0.000	0.000	-	-	67	0.000	0.000	0.000	0.773	-	30	-	-	0.000	0.000	0.000	12.00	-	5	0.000	0.000	0.000	0.136	-	-	-	-	-	-	-	-	-	-	0.110		
12.000	0.000	0.000	0.000	-	-	2	0.000	0.000	0.000	0.233	-	46	-	-	0.000	0.000	0.000	13.00	-	-	0.000	0.000	0.000	0.596	-	-	-	-	-	-	-	-	-	-	0.120		
13.000	0.000	0.000	0.000	-	-	-	0.000	0.000	0.000	0.041	-	-	-	-	0.000	0.000	0.000	14.00	-	-	0.000	0.000	0.000	1.41	-	-	-	-	-	-	-	-	-	-	-	0.130	
14.000	0.000	0.000	0.000	-	-	-	0.000	0.000	0.000	0.004	-	-	-	-	0.000	0.000	0.000	15.00	-	-	0.000	0.000	0.000	2.38	-	-	-	-	-	-	-	-	-	-	-	0.140	
15.000	0.000	0.000	0.000	-	-	-	0.000	0.000	0.000	0.001	-	-	-	-	0.000	0.000	0.000	16.00	-	-	0.000	0.000	0.000	3.38	-	-	-	-	-	-	-	-	-	-	-	0.150	
16.000	0.000	0.000	0.000	-	-	-	0.000	0.000	0.000	0.002	-	-	-	-	0.000	0.000	0.000	17.00	-	-	0.000	0.000	0.000	4.38	-	-	-	-	-	-	-	-	-	-	-	0.160	
17.000	0.000	0.000	0.000	-	-	-	0.000	0.000	0.000	0.002	-	-	-	-	0.000	0.000	0.000	18.00	-	-	0.000	0.000	0.000	5.38	-	-	-	-	-	-	-	-	-	-	-	0.170	
18.000	0.000	0.000	0.000	-	-	-	-	-	-	-	-	-	-	-	0.000	0.000	0.000	19.00	-	-	-	-	-	-	-	-	-	-	-	-	-	-	-	-	-	0.180	
Totals:						0	69							0	76	0	0							0	5							0	10	0	0		
Number of Trades:						0							0							0.00							0							0			

Lending Products	Underlying Title	Multilateral Transactions[1]					Bilateral Transactions[2]		Stock Borrowing through OTC (volume)[3]
		Open Interest[5]	Volume(Offered)	Average Weighted	Transactions volume	Average Weighted	Transactions Volume	Average Weighted	Transactions Volume
ADMIEBOR	ADMIE (IPTO) HOLDING S.A. (CR)	1,000	---	---	---	---	---	---	254,440
AEGNBOR	AEGEAN AIRLINES (CR)	---	---	---	---	---	---	---	384,504
AETFBOR	ALPHA ETF FTSE Athex Large Cap	---	---	---	---	---	---	---	---
ALPHABOR	ALPHA SERVICES HOLD (CR)	10,000	---	---	---	---	---	---	66,432,566
AIABOR	ATHENS INTL AIRPORT (CR)	---	---	---	3,500	5.14%	---	---	182,800
ACAGBOR	AUSTRIACARD (CB)	---	---	---	---	---	---	---	1,000
OTOELBOR	AUTOHELLAS SA (CR)	---	---	---	---	---	---	---	62,344
AVAXBOR	AVAX S.A. (CR)	1,700	---	---	9,300	5.08%	---	---	---
EEEBOR	CC HBC AG (CR)	31,583	---	---	---	---	---	---	77,221
CENERBOR	CENERGY HOLDINGS (CB)	---	---	---	---	---	---	---	38,042
DIMANDBOR	DIMAND (CR)	---	---	---	---	---	---	---	81,854
ELLAKTORBOR	ELLAKTOR (CR)	7,681	---	---	---	---	---	---	79,310
ELHABOR	ELVALHALCOR (CR)	788	---	---	---	---	---	---	281,676
EPSILBOR	EPSILON NET (CR)	---	---	---	---	---	---	---	8,000
EUROBBOR	EUROBANK HOLDINGS (CR)	10,000	---	---	---	---	1,500	0.01%	35,947,657
EYDAPBOR	EYDAP S.A. (CR)	845	---	---	---	---	---	---	209,465
FOYRKBOR	FOURLIS (CR)	611	---	---	---	---	---	---	24,673
GEKTERNABOR	GEK TERNA (CR)	---	---	---	---	---	---	---	10,360
SARBOR	GR. SARANTIS S.A. (CR)	5,808	---	---	---	---	---	---	26,411
EXAEBOR	HELLENIC EXCHANGES-A.S.E. (CR)	---	---	---	---	---	---	---	152,047
ELPEBOR	HELLENIQ ENERGY (CR)	---	---	---	---	---	---	---	1,269,898
INTEKBOR	IDEAL HOLDINGS (CR)	---	---	---	---	---	---	---	14,800
INTRKBOR	INTRACOM HOLDINGS (CR)	---	---	---	---	---	---	---	23,997
INKATBOR	INTRAKAT (CR)	---	---	---	---	---	---	---	747,694
INLOTBOR	INTRALOT (CR)	---	---	---	---	---	---	---	1,595,769
BELABOR	JUMBO SA (CR)	354	---	---	1,130	4.45%	---	---	202,745
KRIBOR	KRI-KRI S.A. (CR)	---	---	---	---	---	---	---	---
LAMDABOR	LAMDA DEVELOPMENT SA (CR)	---	---	---	---	---	---	---	233,705
LAVIBOR	LAVIPHARM SA (CR)	---	---	---	---	---	---	---	---
MYTILBOR	METLEN ENERGY & METALS (CR)	---	---	---	---	---	---	---	193,216
MIGBOR	MIG (CR)	541	---	---	---	---	---	---	40,179

Stock Lending Notes

[1] - Multilateral contracts Lending or Borrowing as per Methods 8-1, 8-2 and 8-3-3 (According to ATHEX BoD Resolution No.17)

[2] - Bilateral Contracts Lending or Borrowing as per Methods 8-3-1 and 8-3-2 & Contracts as per Method 4 (According to ATHEX BoD Resolution No.20)

[3] - The information concerning OTC Stock Borrowing Transactions is based on the statements of the Dematerialised Securities System (DSS) operators involved and refers to volumes that have been registered up until the previous working day.

[4] - Average Price (Volume weighted)

[5] - The Data concerning Open Interest before the start of trading session

Lending Products	Underlying Title	Open Interest[5]	Multilateral Transactions[1]				Bilateral Transactions[2]		Stock Borrowing through OTC (volume)[3]	
			Volume(Offered)	Average Weighted	Transactions volume	Average Weighted	Transactions Volume	Average Weighted	Transactions Volume	
MOHBOR	MOTOR OIL (CR)	---	---	---	---	---	---	---	766,655	
ETEBOR	NATIONAL BANK (CR)	58,735	---	---	---	---	---	---	12,586,007	
OPAPBOR	OPAP (CR)	2,542	---	---	---	---	---	---	1,687,904	
OPTIMABOR	OPTIMA BANK (CR)	6,800	---	---	---	---	44,000	5.00%	990,098	
HTOBOR	OTE (CR)	---	---	---	---	---	---	---	1,669,436	
PPABOR	P.P.A. S.A. (CR)	---	---	---	---	---	---	---	70,384	
TPEIRBOR	PIRAEUS FINANCIAL HOLD (CR)	---	---	---	---	---	---	---	14,649,020	
PPCBOR	PPC (CR)	2,000	---	---	---	---	---	---	1,469,484	
PROFBOR	PROFILE SA (CR)	---	---	---	---	---	---	---	10,000	
QUESTBOR	QUEST HOLDINGS (CR)	587	---	---	---	---	---	---	19,882	
OLYMPBOR	TECHNICAL OLYMPIC SA (CR)	---	---	---	---	---	---	---	---	
TENERGYBOR	TERNA ENERGY (CR)	---	---	---	---	---	---	---	493,463	
EYAPSBOR	THESSALONIKA WATER & SEWERAGE	---	---	---	---	---	---	---	---	
PLATBOR	THRACE PLASTICS SA (CR)	---	---	---	---	---	---	---	1,596	
TITCBOR	TITAN CEMENT (CB)	1,600	---	---	---	---	---	---	196,213	
VIORBOR	VIHALCO SA/NV (CB)	26,022	---	---	---	---	---	---	---	

Stock Lending Notes

[1] - Multilateral contracts Lending or Borrowing as per Methods 8-1, 8-2 and 8-3-3 (According to ATHEX BoD Resolution No.17)

[2] - Bilateral Contracts Lending or Borrowing as per Methods 8-3-1 and 8-3-2 & Contracts as per Method 4 (According to ATHEX BoD Resolution No.20)

[3] - The information concerning OTC Stock Borrowing Transactions is based on the statements of the Dematerialised Securities System (DSS) operators involved and refers to volumes that have been registered up until the previous working day.

[4] - Average Price (Volume weighted)

[5] - The Data concerning Open Interest before the start of trading session

Sectors codification for listed companies

12003-	ETF	10101010	Computer Services
10101015	Software	10102030	Computer Hardware
15101010	Telecommunications Equipment	15102015	Telecommunications Services
20101010	Health Care Facilities	20101025	Health Care Services
20102010	Medical Equipment	20103015	Pharmaceuticals
30101010	Banks	30202000	Diversified Financial Services
30202010	Asset Managers & Custodians	30202015	Investment Services
30204000	Closed End Investments	30302010	Full Line Insurance
30302015	Insurance Brokers	30302025	Property and Casualty Insurance
35101010	Real Estate Holding and Development	35101015	Real Estate Services
35102000	Diversified REITs	35102030	Office REITs
35102045	Retail REITs.	40201040	Rental & Leasing Services: Consumer
40202010	Home Construction	40202015	Household Furnishings
40202020	Household Appliance	40203040	Electronic Entertainment
40204020	Clothing & Accessories	40301010	Entertainment
40301030	Publishing	40301035	Radio & TV Broadcasters
40401010	Diversified Retailers	40401020	Apparel Retailers
40401025	Home Improvement Retailers	40401030	Specialty Retailers
40501010	Airlines	40501015	Travel & Tourism
40501020	Casinos & Gambling	40501025	Hotels & Motels
45101015	Distillers & Vintners	45101020	Soft Drinks
45102010	Farming Fishing Ranching & Plantations	45102020	Food Products
45103010	Tobacco	45201010	Food Retailers & Wholesalers
45201020	Personal Products	50101010	Construction
50101020	Building Roof/Wallboard and Plumbing	50101030	Cement
50101035	Building Materials: Other	50202010	Electrical Components
50203015	Plastics	50203030	Containers & Packaging
50204000	Machinery: Industrial	50204020	Machinery: Construction & Handling
50205010	Industrial Suppliers	50205020	Back Office Support HR & Consulting
50205030	Forms & Bulk Printing Services	50206015	Commercial Vehicles & Parts
50206030	Marine Transportation	50206060	Transportation Services
55101000	Diversified Materials	55101020	Textile Products
55102000	General Mining	55102010	Iron & Steel
55102015	Metal Fabricating	55102035	Aluminum
60101020	Oil Refining and Marketing	65101010	Alternative Electricity
65101015	Conventional Electricity	65102000	Multi-Utilities
65102030	Water		



ATHEX
Athens Stock Exchange

Λεωφ. Αθηνών 110 104 42 Αθήνα
110, Athinon Ave. GR 104 42 Athens
tel. (+30)210-33.66.800, fax (+30)210-33.66.101
www.athexgroup.gr