

# 24

## Εναλλακτική Αγορά Ημερήσιο Δελτίο Συναλλακτικής Δραστηριότητας

Alternative Market  
Daily Official List of Trading Activity

Wednesday, 20 November, 2024  
Year: 17 Trading Day No: 221



**ATHEX**  
Athens Stock Exchange

**Disclaimer:**

Hellenic Exchanges – Athens Stock Exchange S.A. (HELEX), endeavors to ensure that the data and other material ("Information") presented on the Daily Official List of the Alternative Market (ena) are accurate and complete, but it is not liable for any errors or omissions of data or /and for the accuracy, credibility, updating and completeness of the aforesaid information nor it has any liability arising directly or indirectly from the use of the above Information.

All contents of the Daily Official List of the Alternative Market (ENA) are provided only for information purposes and do not constitute investment advice or solicitation to invest in securities or other products listed for trading on HELEX.

You acknowledge and agree that HELEX is the owner of any property rights related to any Information appearing on the Daily Official List of the Alternative Market (ENA) including intellectual property rights copyright, trademarks, etc.

The above data are a property of the Hellenic Exchanges – Athens Stock Exchange S.A. and are copyright protected. Users are forbidden to reproduce, modify, copy, sale, transmit or redistribute, by all reproduction means and methods, part or the whole of the above data, without reference to their source.

---

**Hellenic Exchanges - Athens Stock Exchange S.A.**

110 Athinon Ave., 10442 Athens, Tel: (210) 33.66.800, Fax: (210) 32.13.938

[www.athexgroup.gr](http://www.athexgroup.gr)

---

**Thessalonica Stock Exchange Center (T.S.E.C)**

16-18 Katouni Str., Thessalonica 546 25 Tel: (2310) 567.667, Fax: (2310) 530.545

**Athex Members Guarantee Fund**

14-16 Fidiou Str., Athens 106 78, Tel: (210) 33.04.682, Fax: (210) 33.04.155

**Hellenic Republic Capital Market Commission**

1 Kolokotroni Str. & 1 Stadiou Str., Athens 10562 Tel: (210) 33.77.100 Fax: (210) 33.77.173

## Table of Contents

---

### Section 1: Trading Session Statistical Data

Summary of Market

Athex Indices

Analytic Figures for Athex Market's Boards and Categories

### Section 2: Shares Transactions Data

Shares Transactions Data

Shares' Notes

### Section 3: Shares Other Transactions Data

Blocks Data

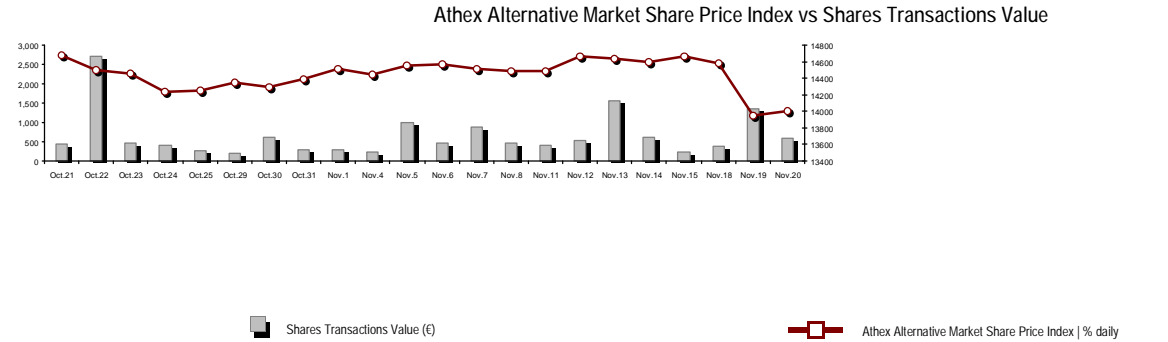
Rights Data

### Section 4: Bonds Transactions Data

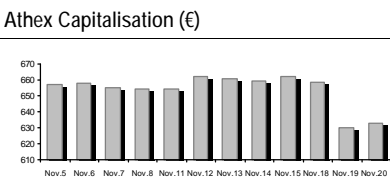
Non Convertible Corporate Bonds - Alternative Market

Section codification follows the corresponding from the Greek version of Daily Official List for reference purposes.

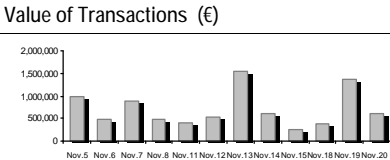
Summary of Market



Total Transactions Value (€):	602,714.54	Athex Capitalisation (€)
Athex Capitalisation (€):	632,511,827.08	
Daily change: €   %	2,463,420.75 0.39%	
Yearly Avg Capitalisation: €   % chng prev year Avg	616,669,789.18 63.60%	
Athex Alternative Market Share Price Index   % daily chng	14,000.87 0.39%	
Athex Alternative Market Share Price Index Capitalisation (€)	632,511,827.08	
Daily change (€)	2,463,420.75	

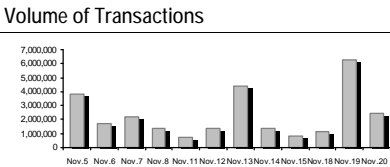


Shares Transactions Value (€)	602,714.54	Value of Transactions (€)
Daily change: €   %	-762,404.15 -55.85%	
YTD Avg Trans. Value: €   % chng prev year Avg	947,171.76 75.88%	
Blocks of Shares Transactions Value (€)	45,750.00	



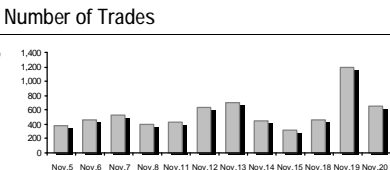
Bonds Transactions Value (thou. €) 0.00

Shares Transactions Volume (pieces)	2,419,138.00	Volume of Transactions
Daily change: pieces   %	-3,830,507.00 -61.29%	
YTD Avg Volume: pieces   % chng prev year Avg	3,883,726.12 11.34%	
Blocks of Shares Transactions Volume (pieces)	15,000.00	

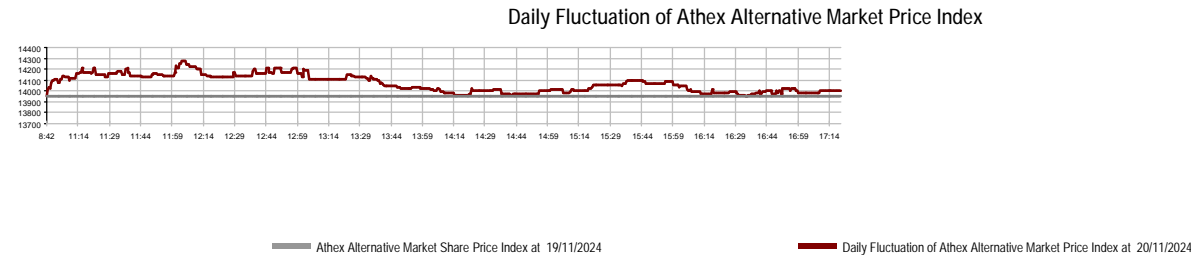


Bonds Transactions Volume 0

Shares Trades Number	658	Number of Trades
Daily change: number   %	-535 -44.84%	
YTD Avg Derivatives Trades number   % chng prev year Avg	845 24.90%	
Number of Blocks of Shares	1	



Number of Bonds Transactions 0



Athex Indices

Index name	20/11/2024	19/11/2024	pts.	%	Min	Max	Year min	Year max	Year change
ATHEX Alternative Market Price Index	14,000.87 #	13,946.34	54.53	0.39%	13,946.34	14,275.34	9,352.11	15,435.43	49.71% #

Analytic Figures for Athex Market's Boards and Categories

		Total Traded Shares
Totals		10
	Gain / Lose / Same:	6 / 2 / 2
Athex Capitalisation (€)		632,511,827.08
Daily Average Transactions Value (€)		947,171.76
Shares Transactions Value (€)		602,714.54
	Main Board:	556,964.54
	Blocks Board:	45,750.00
	Forced Sales Board:	0.00
	Special Terms Board:	0.00
Daily Average Transactions Volume		3,883,726
Transactions Volume		2,419,138
	Main Board:	2,404,138
	Blocks Board:	15,000
	Forced Sales Board:	0
	Special Terms Board:	0
Daily Average Number of Trades		845
Number of Trades		658
	Main Board:	657
	Blocks Board:	1
	Forced Sales Board:	0
	Special Terms Board:	0

Trading Details by Sector

Code	Sectors	Gain / Lose / Same	Number of Trades	Transactions Volume	Transactions Value	% of Total Trans. Value
3020	- Financial Services	3 / 1 / 0	524	2,368,178	514,534.60	85.37%
4510	- Food Beverage & Tobacco	0 / 0 / 1	2	425	522.75	0.09%
2010	- Health Care	0 / 0 / 0	---	---	---	---
5020	- Industrial Goods & Services	1 / 0 / 1	17	17,299	6,286.70	1.04%
4040	- Retail	1 / 0 / 0	13	4,650	4,382.26	0.73%
1010	- Technology	1 / 1 / 0	102	28,586	76,988.23	12.77%

Top 10 best & worst performing Shares

With positive Price change	Closing price	change	With negative Price change	Closing price	change
FOODLINK S.A. (CR)	0.346	1.77% #	SOFTWeb (CR)	1.65	-5.17% ⚡
GALAXY COSMOS MEZZ (CR)	0.638	1.75% #	CAIRO MEZZ (CR)	0.410	-0.49% ⚡
MED S.A. (CR)	0.950	1.06% #			
PHOENIX VEGA (CR)	0.089	1.02% #			
SUNRISEMEZZ (CR)	0.303	0.67% #			
REAL CONSULTING (CR)	3.08	0.33% #			
DOPPLER (CR)	0.530	0.00% ↘			
MEDITERRA (CR)	1.33	0.00% ↘			

With the highest Transactions Value	Value (thou. €)	change	With the highest Transactions Volume	Volume	change
CAIRO MEZZ (CR)	235.53	-0.49% ⚡	PHOENIX VEGA (CR)	1,412,705	1.02% #
PHOENIX VEGA (CR)	126.11	1.02% #	CAIRO MEZZ (CR)	562,883	-0.49% ⚡
SUNRISEMEZZ (CR)	89.67	0.67% #	SUNRISEMEZZ (CR)	295,231	0.67% #
REAL CONSULTING (CR)	64.49	0.33% #	GALAXY COSMOS MEZZ (CR)	97,359	1.75% #
GALAXY COSMOS MEZZ (CR)	63.23	1.75% #	REAL CONSULTING (CR)	21,122	0.33% #
SOFTWeb (CR)	12.50	-5.17% ⚡	FOODLINK S.A. (CR)	15,232	1.77% #
FOODLINK S.A. (CR)	5.20	1.77% #	SOFTWeb (CR)	7,464	-5.17% ⚡
MED S.A. (CR)	4.38	1.06% #	MED S.A. (CR)	4,650	1.06% #
DOPPLER (CR)	1.09	0.00% ↘	DOPPLER (CR)	2,067	0.00% ↘
MEDITERRA (CR)	0.52	0.00% ↘	MEDITERRA (CR)	425	0.00% ↘

Number of Listed Shares	Nominal Value	Dividends [1]			Date of Last Coupon		Note	Shares	Closing price	% change	Previous closing price/date	Open price	Price min	Price max	Last price	Avg price	Last Bid [7]	Last Ask [7]	P/E after tax	Year	Volume	Trades	Transactions Value	Company Mkt Value (€) [3,5]	Year low	Year high	Sector[ 4]	
		2021	2022	2023	Dividend [2]	Right																						
309,096,827	0.100	---	---	---	29/09/2020	---	CAIRO MEZZ (CR)	0.410	-0.49 <b>€</b>	0.412	19/11/2024	0.420	0.405	0.429	0.410	0.418	2000@0.408	4900@0.412	1.03	2023	562,883	248	235,530.16	126,729.700.160	0.497	30202010		
12,481,290	0.040	---	---	---	19/08/2008	14/06/2024	---	DOPPLER (CR)	0.530	---	0.530	19/11/2024	0.530	0.520	0.530	0.530	0.528	27@0.520	300@0.530	---	---	2,067	4	1,090.51	6,615.080.464	1.33	50204000	
3,120,000	0.100	---	---	---	10/08/2023	---	---	DOTSOFT (CR)	14.80	---	14.80	17/10/2024	---	---	---	---	---	500@14.20	78@16.00	---	---	---	---	---	46,176.00	4.24	16.20	10101010
14,791,000	0.360	---	---	---	05/05/2010	12/05/2008	---	EUROXX (CR)	4.32	---	4.32	15/11/2024	---	---	---	---	---	1000@4.20	---	17.28	2023	---	---	---	63,897.12	4.00	4.40	30202015
33,352,551	0.100	---	---	---	12/06/2012	25/08/2023	---	FOODLINK S.A. (CR)	0.346	1.77 <b>P</b>	0.340	19/11/2024	0.330	0.330	0.346	0.346	0.341	1000@0.340	1057@0.346	---	---	15,232	13	5,196.19	11,539.980.314	0.590	50205010	
86,941,164	0.164	---	---	---	14/12/2023	---	---	GALAXY COSMOS MEZZ (CR)	0.638	1.75 <b>P</b>	0.627	19/11/2024	0.627	0.627	0.680	0.638	0.649	1620@0.638	2000@0.651	10.25	2023	97,359	91	63,226.42	55,468.460.482	0.890	30202010	
68,926,799	0.240	---	---	---	07/07/2023	---	---	MED S.A. (CR)	0.950	1.06 <b>P</b>	0.940	19/11/2024	0.940	0.935	0.955	0.955	0.942	100@0.925	500@0.940	---	---	4,650	13	4,382.26	65,480.460.715	1.23	40401020	
7,300,000	0.500	---	0.03870	0.0499	26/08/2024	28/02/2008	---	MEDITERRA (CR)	1.33	---	1.33	19/11/2024	1.23	1.23	1.23	1.23	1.23	510@1.27	600@1.39	25.28	2023	425	2	522.75	9,709.00	1.21	1.74	45102020
3,333,500	0.300	---	---	---	13/07/2020	09/12/2008	---	OPTRONICS TECHNOLOGIES (CR)	1.48	---	1.48	06/11/2024	---	---	---	---	---	---	648@1.46	23.17	2023	---	---	---	4,933.58	1.25	1.86	10102015
1,250,367,229	0.021	---	---	---	29/11/2023	---	---	PHOENIX VEGA (CR)	0.089	1.02 <b>P</b>	0.088	19/11/2024	0.088	0.088	0.092	0.089	0.089	7000@0.088	5000@0.089	9.92	2023	1,412,705	98	126,106.80	111,032.610.045	0.106	30202010	
21,500,000	0.400	0.03	0.03	0.04	29/08/2024	06/08/2021	---	REAL CONSULTING (CR)	3.08	0.33 <b>P</b>	3.07	19/11/2024	3.10	3.01	3.11	3.08	3.05	500@3.00	853@3.08	---	---	21,122	54	64,488.20	66,220.00	2.55	4.32	10101010
5,130,000	0.120	---	---	---	23/07/2024	---	---	SOFTWeb (CR)	1.65	-5.17 <b>€</b>	1.74	19/11/2024	1.74	1.61	1.79	1.65	1.68	151@1.65	90@1.67	---	---	7,464	48	12,500.03	8,464.500.900	2.68	10101015	
178,623,895	0.081	---	---	---	29/11/2023	---	---	SUNRISEMEZZ (CR)	0.303	0.67 <b>P</b>	0.301	19/11/2024	0.301	0.300	0.312	0.303	0.304	400@0.301	3828@0.312	13.69	2023	295,231	87	89,671.22	54,033.730.210	0.399	30202010	
857,210	1.05	---	---	---	08/06/2010	12/03/2010	---	VIDAVO (CR)	2.58	---	2.58	10/10/2024	---	---	---	---	---	---	114@2.82	17.84	2023	---	---	---	2,211.60	2.00	2.80	20101025

Shares' Notes

Code	Note text
( )	- Adjusted dividends.
*	- Last adjusted closing price.
[1]	- Net dividends.
[2]	- The "Date of Last Coupon" for New listings refers to the date company's stocks started to trade in Athex
[3]	- The Company Market Value is referred to the number of listed shares
[4]	- Sectors codification can be found in Appendix A
[5]	- The Market Value refers to the total number of shares listed (including their several classes) in the exchange by the company.
[6]	- P/E greater than 100
[7]	- Last view of the Order Book before the end of the trading session

Blocks Data

Stocks	Block Volume	Price	Block Trade Value	Time of approval	Note
REAL CONSULTING (CR)	15,000	3.05	45,750.00	16:26:13	20

Blocks Notes

- 2 - SPOT 1 or SPOT 2 Packet

3 - Block with Short Selling

4 - Buy to Close Block

6 - Simultaneous Constitution

7 - Repurchase Agreement

8 - Dispersion's Achievement (Not Listed)

9 - Dispersion's Achievement (Listed)

10 - Share Capital Majority of Greek State (> 50 bil)
- 11 - Total Assets > 500 bil

12 - Sell Offer through Athex

13 - Forced Sale of NMOE

14 - Restoration Packet

15 - Market Maker Packet

16 - Short Selling

18 - SPOT 1 Packet

20 - Method 6-1 Packet

Rights Data

Occured date	Exercise from	Exercise until	Trading until	Rights	Price min	Price max	Closing price	Last Bid	Last Ask	Volume	Trades	Transactions Value
-----------------	------------------	-------------------	------------------	--------	--------------	--------------	------------------	----------	----------	--------	--------	-----------------------

No Rights Transactions.

Non Convertible Corporate Bonds - Alternative Market

Num Listed Bonds	Nominal price	Issue price	Today's Rate	Exp. Date	Duration (years)	Note	Coupon attached		Trading	Non Convertible Corporate Bonds -	Accrued Int.	Yield.T.Mat	Price min	Price max	Closing price	Previous closing price/date		Volume	Transactions Value	Last order		Year min	Year max	
							Common	Preferred								Price	Buy / Sell			Date				
4,075	1,000.00	1,000.00	4.50	22/12/2026	5	---	6	---	1	R ENERGY 1 S.A. (Non Convertible)	18.7500	4.0170	---	---	---	99.9000	18/11/2024	---	---	98.0106	B	20/11/2024	98.0000	100.0000
6,500	506.00	1,000.00	5.50	22/12/2025	8	---	14	---	1	DELTA TECHNIKH S.A. (Non Convertible)	11.5958	3.9690	---	---	---	100.0000	19/11/2024	---	---	97.2400	B	20/11/2024	97.7978	100.0000

Corporate Bonds Notes

Transactions Volume = (Pieces) \* (Nominal Price). Transactions Value = (Pieces) \* (Nominal Price) \* (price %) + (Accrued interest).  
The price of a Bond is stated as a percentage (%) of Bond's Nominal Price.  
Nominal Price in Euros (€), except if it is noted differently.



**ATHEX**  
Athens Stock Exchange

Λεωφ. Αθηνών 110 104 42 Αθήνα  
110, Athinon Ave. GR 104 42 Athens  
tel. (+30)210-33.66.800, fax (+30)210-33.66.101  
[www.athexgroup.gr](http://www.athexgroup.gr)