

24

Εναλλακτική Αγορά Ημερήσιο Δελτίο Συναλλακτικής Δραστηριότητας

Alternative Market
Daily Official List of Trading Activity

Friday, 22 November, 2024
Year: 17 Trading Day No: 223



ATHEX
Athens Stock Exchange

Disclaimer:

Hellenic Exchanges – Athens Stock Exchange S.A. (HELEX), endeavors to ensure that the data and other material ("Information") presented on the Daily Official List of the Alternative Market (ena) are accurate and complete, but it is not liable for any errors or omissions of data or /and for the accuracy, credibility, updating and completeness of the aforesaid information nor it has any liability arising directly or indirectly from the use of the above Information.

All contents of the Daily Official List of the Alternative Market (ENA) are provided only for information purposes and do not constitute investment advice or solicitation to invest in securities or other products listed for trading on HELEX.

You acknowledge and agree that HELEX is the owner of any property rights related to any Information appearing on the Daily Official List of the Alternative Market (ENA) including intellectual property rights copyright, trademarks, etc.

The above data are a property of the Hellenic Exchanges – Athens Stock Exchange S.A. and are copyright protected. Users are forbidden to reproduce, modify, copy, sale, transmit or redistribute, by all reproduction means and methods, part or the whole of the above data, without reference to their source.

Hellenic Exchanges - Athens Stock Exchange S.A.

110 Athinon Ave., 10442 Athens, Tel: (210) 33.66.800, Fax: (210) 32.13.938

www.athexgroup.gr

Thessalonica Stock Exchange Center (T.S.E.C)

16-18 Katouni Str., Thessalonica 546 25 Tel: (2310) 567.667, Fax: (2310) 530.545

Athex Members Guarantee Fund

14-16 Fidiou Str., Athens 106 78, Tel: (210) 33.04.682, Fax: (210) 33.04.155

Hellenic Republic Capital Market Commission

1 Kolokotroni Str. & 1 Stadiou Str., Athens 10562 Tel: (210) 33.77.100 Fax: (210) 33.77.173

Table of Contents

Section 1: Trading Session Statistical Data

Summary of Market

Athex Indices

Analytic Figures for Athex Market's Boards and Categories

Section 2: Shares Transactions Data

Shares Transactions Data

Shares' Notes

Section 3: Shares Other Transactions Data

Blocks Data

Rights Data

Section 4: Bonds Transactions Data

Non Convertible Corporate Bonds - Alternative Market

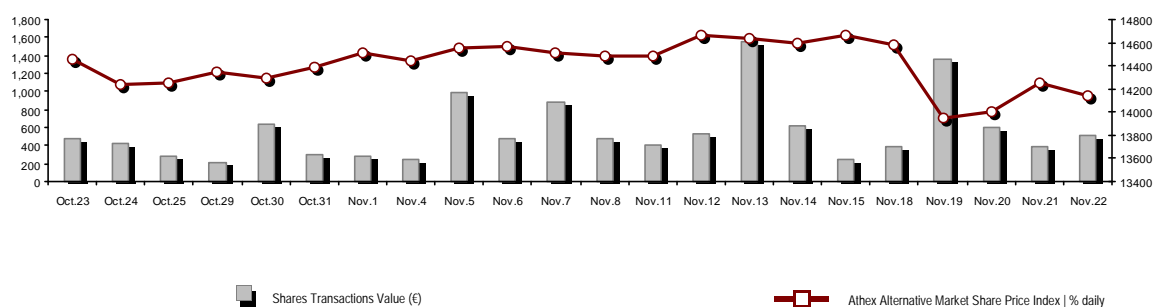
Section codification follows the corresponding from the Greek version of Daily Official List for reference purposes.

Hellenic Exchanges - Athens Stock Exchange S.A.

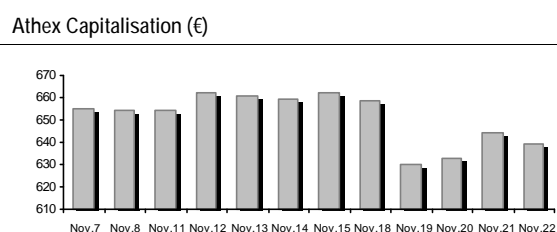
Sales & Business Development Division

Summary of Market

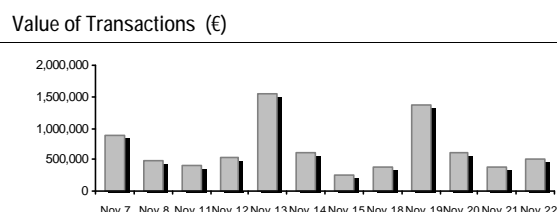
Athex Alternative Market Share Price Index vs Shares Transactions Value



Total Transactions Value (€):	516,391.98	
Athex Capitalisation (€):	638,945,100.85	
Daily change: € %	-5,094,132.00	-0.79%
Yearly Avg Capitalisation: € % chng prev year Avg	616,892,411.40	65.26%
Athex Alternative Market Share Price Index % daily chng	14,143.27	-0.79%
Athex Alternative Market Share Price Index Capitalisation (€)	638,945,100.85	
Daily change (€)	-5,094,132.00	

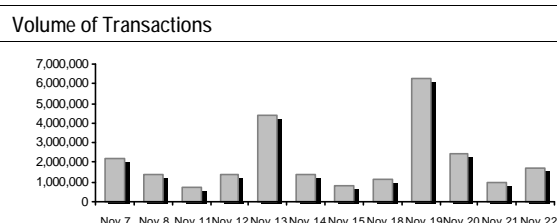


Shares Transactions Value (€)	516,391.98	
Daily change: € %	132,613.31	34.55%
YTD Avg Trans. Value: € % chng prev year Avg	942,713.58	75.05%
Blocks of Shares Transactions Value (€)	0.00	



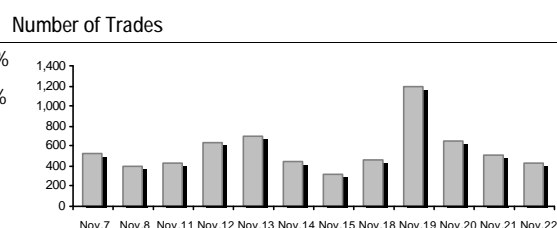
Bonds Transactions Value (thou. €)	0.00
------------------------------------	------

Shares Transactions Volume (pieces)	1,669,648.00	
Daily change: pieces %	674,951.00	67.85%
YTD Avg Volume: pieces % chng prev year Avg	3,860,842.23	10.68%
Blocks of Shares Transactions Volume (pieces)	0.00	



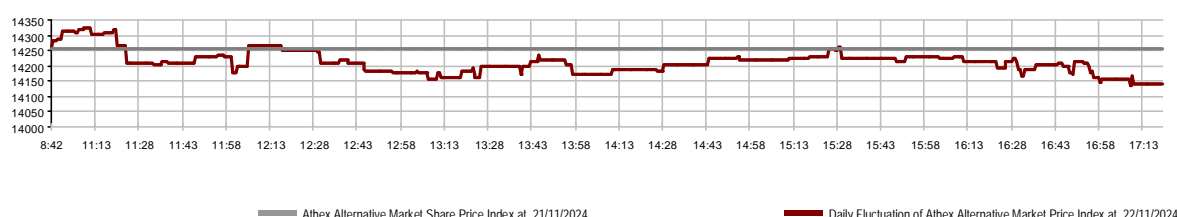
Bonds Transactions Volume	0
---------------------------	---

Shares Trades Number	430	
Daily change: number %	-72	-14.34%
YTD Avg Derivatives Trades number % chng prev year Avg	842	24.39%
Number of Blocks of Shares	0	



Number of Bonds Transactions	0
------------------------------	---

Daily Fluctuation of Athex Alternative Market Price Index



Athex Indices

Index name	22/11/2024	21/11/2024	pts.	%	Min	Max	Year min	Year max	Year change
ATHEX Alternative Market Price Index	14,143.27 €	14,256.03	-112.76	-0.79%	14,136.43	14,325.94	9,352.11	15,435.43	51.23% #

Analytic Figures for Athex Market's Boards and Categories

		Total Traded Shares	
Totals		8	
	Gain / Lose / Same:	4 / 3 / 1	
Athex Capitalisation (€)		638,945,100.85	
Daily Average Transactions Value (€)		942,713.58	
Shares Transactions Value (€)		516,391.98	
	Main Board:	516,391.98	
	Blocks Board:	0.00	
	Forced Sales Board:	0.00	
	Special Terms Board:	0.00	
Daily Average Transactions Volume		3,860,842	
Transactions Volume		1,669,648	
	Main Board:	1,669,648	
	Blocks Board:	0	
	Forced Sales Board:	0	
	Special Terms Board:	0	
Daily Average Number of Trades		842	
Number of Trades		430	
	Main Board:	430	
	Blocks Board:	0	
	Forced Sales Board:	0	
	Special Terms Board:	0	

Trading Details by Sector

Code	Sectors	Gain / Lose / Same	Number of Trades	Transactions Volume	Transactions Value	% of Total Trans. Value
3020	- Financial Services	2 / 2 / 0	375	1,639,176	486,102.01	94.13%
4510	- Food Beverage & Tobacco	0 / 0 / 0	---	---	---	---
2010	- Health Care	0 / 0 / 0	---	---	---	---
5020	- Industrial Goods & Services	1 / 0 / 1	24	23,135	8,335.88	1.61%
4040	- Retail	0 / 0 / 0	---	---	---	---
1010	- Technology	1 / 1 / 0	31	7,337	21,954.09	4.25%

Top 10 best & worst performing Shares

With positive Price change	Closing price	change	With negative Price change	Closing price	change
FOODLINK S.A. (CR)	0.359	2.57% #	CAIRO MEZZ (CR)	0.400	-3.61% ⚡
GALAXY COSMOS MEZZ (CR)	0.669	1.21% #	SUNRISEMEZZ (CR)	0.304	-2.10% ⚡
SOFTWeb (CR)	1.70	1.19% #	REAL CONSULTING (CR)	3.21	-0.93% ⚡
PHOENIX VEGA (CR)	0.090	0.22% #			
DOPPLER (CR)	0.555	0.00% ↘			

With the highest Transactions Value	Value (thou. €)	change	With the highest Transactions Volume	Volume	change
CAIRO MEZZ (CR)	289.87	-3.61% ⚡	CAIRO MEZZ (CR)	710,108	-3.61% ⚡
SUNRISEMEZZ (CR)	134.84	-2.10% ⚡	PHOENIX VEGA (CR)	449,484	0.22% #
PHOENIX VEGA (CR)	40.41	0.22% #	SUNRISEMEZZ (CR)	447,875	-2.10% ⚡
GALAXY COSMOS MEZZ (CR)	20.98	1.21% #	GALAXY COSMOS MEZZ (CR)	31,709	1.21% #
REAL CONSULTING (CR)	20.16	-0.93% ⚡	FOODLINK S.A. (CR)	22,635	2.57% #
FOODLINK S.A. (CR)	8.04	2.57% #	REAL CONSULTING (CR)	6,277	-0.93% ⚡
SOFTWeb (CR)	1.79	1.19% #	SOFTWeb (CR)	1,060	1.19% #
DOPPLER (CR)	0.29	0.00% ↘	DOPPLER (CR)	500	0.00% ↘

Number of Listed Shares	Nominal Value	Dividends [1]			Date of Last Coupon		Note	Shares	Closing price	% change	Previous closing price/date	Open price	Price min	Price max	Last price	Avg price	Last Bid [7]	Last Ask [7]	P/E after tax	Year	Volume	Trades	Transactions Value	Company Mkt Value (€) [3,5]	Year low	Year high	Sector[4]
		2021	2022	2023	Dividend [2]	Right																					
309,096,827	0.100	---	---	---	29/09/2020	---	CAIRO MEZZ (CR)	0.400	-3.61 €	0.415	21/11/2024	0.425	0.398	0.426	0.400	0.408	1083@0.399	9950@0.403	1.01	2023	710,108	154	289,867.69	123,638.730.160	0.497	30202010	
12,481,290	0.040	---	---	---	19/08/2008 14/06/2024	---	DOPPLER (CR)	0.555	--- γ	0.555	21/11/2024	0.580	0.580	0.590	0.590	0.585	1500@0.500	750@0.565	---	---	500	2	292.50	6,927.120.464	1.33	50204000	
3,120,000	0.100	---	---	---	10/08/2023	---	DOTSOFT (CR)	14.80	--- γ	14.80	21/11/2024	---	---	---	---	---	500@14.20	63@15.90	---	---	---	---	---	46,176.00 4.24	16.20	10101010	
14,791,000	0.360	---	---	---	05/05/2010 12/05/2008	---	EUROXX (CR)	4.32	--- γ	4.32	15/11/2024	---	---	---	---	---	1000@4.20	---	17.28	2023	---	---	---	63,897.12 4.00	4.40	30202015	
33,352,551	0.100	---	---	---	12/06/2012 25/08/2023	---	FOODLINK S.A. (CR)	0.359	2.57 P	0.350	21/11/2024	0.350	0.350	0.359	0.359	0.355	25@0.359	4090@0.360	---	---	22,635	22	8,043.38	11,973.570.314	0.590	50205010	
86,941,164	0.164	---	---	---	14/12/2023	---	GALAXY COSMOS MEZZ (CR)	0.669	1.21 P	0.661	21/11/2024	0.646	0.646	0.669	0.669	0.662	10@0.655	859@0.669	10.74	2023	31,709	67	20,982.36	58,163.640.482	0.890	30202010	
68,926,799	0.240	---	---	---	07/07/2023	---	MED S.A. (CR)	0.970	--- γ	0.970	21/11/2024	---	---	---	---	---	1100@0.930	2100@0.960	---	---	---	---	---	66,859.000.715	1.23	40401020	
7,300,000	0.500	---	0.03870.0499	26/08/2024 28/02/2008	---	---	MEDITERRA (CR)	1.33	--- γ	1.33	20/11/2024	---	---	---	---	---	100@1.25	200@1.39	25.28	2023	---	---	---	9,709.00 1.21	1.74	45102020	
3,333,500	0.300	---	---	---	13/07/2020 09/12/2008	---	OPTRONICS TECHNOLOGIES (CR)	1.48	--- γ	1.48	06/11/2024	---	---	---	---	---	---	648@1.48	23.17	2023	---	---	---	4,933.58 1.25	1.86	10102015	
1,250,367,229	0.021	---	---	---	29/11/2023	---	PHOENIX VEGA (CR)	0.090	0.22 P	0.090	21/11/2024	0.090	0.090	0.091	0.090	0.090	300@0.090	31910@0.091	10.05	2023	449,484	40	40,413.70	112,533.050.045	0.106	30202010	
21,500,000	0.400	0.03	0.03	0.04	29/08/2024 06/08/2021	---	REAL CONSULTING (CR)	3.21	-0.93 €	3.24	21/11/2024	3.27	3.21	3.27	3.21	3.21	100@3.18	839@3.23	---	---	6,277	16	20,159.99	69,015.00 2.55	4.32	10101010	
5,130,000	0.120	---	---	---	23/07/2024	---	SOFTWeb (CR)	1.70	1.19 P	1.68	21/11/2024	1.69	1.69	1.72	1.72	1.69	50@1.63	90@1.70	---	---	1,060	15	1,794.10	8,695.350.900	2.68	10101015	
178,623,895	0.081	---	---	---	29/11/2023	---	SUNRISEMEZZ (CR)	0.304	-2.10 €	0.310	21/11/2024	0.306	0.295	0.309	0.304	0.301	10000@0.301	5000@0.309	13.73	2023	447,875	114	134,838.26	54,212.350.210	0.399	30202010	
857,210	1.05	---	---	---	08/06/2010 12/03/2010	---	VIDAVO (CR)	2.58	--- γ	2.58	10/10/2024	---	---	---	---	---	---	114@2.82	17.84	2023	---	---	---	2,211.60 2.00	2.80	20101025	

Shares' Notes

Code	Note text
()	- Adjusted dividends.
*	- Last adjusted closing price.
[1]	- Net dividends.
[2]	- The "Date of Last Coupon" for New listings refers to the date company's stocks started to trade in Athex
[3]	- The Company Market Value is referred to the number of listed shares
[4]	- Sectors codification can be found in Appendix A
[5]	- The Market Value refers to the total number of shares listed (including their several classes) in the exchange by the company.
[6]	- P/E greater than 100
[7]	- Last view of the Order Book before the end of the trading session

Blocks Data

Stocks	Block Volume	Price	Block Trade Value	Time of approval	Note
No Blocks Transactions.					

Blocks Notes

- 2 - SPOT 1 or SPOT 2 Packet

3 - Block with Short Selling

4 - Buy to Close Block

6 - Simultaneous Constitution

7 - Repurchase Agreement

8 - Dispersion's Achievement (Not Listed)

9 - Dispersion's Achievement (Listed)

10 - Share Capital Majority of Greek State (> 50 bil)

11 - Total Assets > 500 bil

12 - Sell Offer through Athex

13 - Forced Sale of NMOE

14 - Restoration Packet

15 - Market Maker Packet

16 - Short Selling

18 - SPOT 1 Packet

20 - Method 6-1 Packet

Rights Data

Occured date	Exercise from	Exercise until	Trading until	Rights	Price min	Price max	Closing price	Last Bid	Last Ask	Volume	Trades	Transactions Value
-----------------	------------------	-------------------	------------------	--------	--------------	--------------	------------------	----------	----------	--------	--------	-----------------------

No Rights Transactions.

Non Convertible Corporate Bonds - Alternative Market

Num Listed Bonds	Nominal price	Issue price	Today's Rate	Exp. Date	Duration (years)	Note	Coupon attached		Trading	Non Convertible Corporate Bonds -	Accrued Int.	Yield.T.Mat	Price min	Price max	Closing price	Previous closing price/date		Volume	Transactions Value	Last order		Date	Year min	Year max
							Common	Preferred								Price	Buy / Sell							
4,075	1,000.00	1,000.00	4.50	22/12/2026	5	---	6	---	1	R ENERGY 1 S.A. (Non Convertible)	19.2500	4.0160	---	---	---	99.9000	18/11/2024	---	---	98.5001	B	22/11/2024	98.0000	100.0000
6,500	506.00	1,000.00	5.50	22/12/2025	8	---	14	---	1	DELTA TECHNIKH S.A. (Non Convertible)	11.9051	3.9680	---	---	---	100.0000	19/11/2024	---	---	97.0009	B	22/11/2024	97.7978	100.0000

Corporate Bonds Notes

Transactions Volume = (Pieces) * (Nominal Price). Transactions Value = (Pieces) * (Nominal Price) * (price %) + (Accrued interest).
The price of a Bond is stated as a percentage (%) of Bond's Nominal Price.
Nominal Price in Euros (€), except if it is noted differently.



ATHEX
Athens Stock Exchange

Λεωφ. Αθηνών 110 104 42 Αθήνα
110, Athinon Ave. GR 104 42 Athens
tel. (+30)210-33.66.800, fax (+30)210-33.66.101
www.athexgroup.gr