


24

Derivatives Market
Monthly Statistical Bulletin
AXIA NUMBERS
November



ATHEXGROUP
Athens Exchange Group

Derivatives market

DISCLAIMER

Hellenic Exchanges-Athens Exchange S.A. (ATHEX Group) makes all efforts to keep all published information updated and accurate. The information is to be seen as general and it does not constitute in any case, professional, investment, legal or any other advice.

Data processing was affected in accordance with Greek Law 2396/1996 related to the classified registration within DSS and Law 2472/1997 concerning individuals' protection with regard to the processing of personal data.

The bulletin is the property of the company and is protected by Greek and international copyright law.

All rights are reserved. Reproduction, publishing, imitation, modification, copying, sale, transition or distribution in any form or by any means, in whole or in part, without the prior reference in source, is strictly forbidden.

Source: *ATHEX Group*

Monthly Statistics Bulletin AξIAnumbers - Derivatives Market

Nov-2024

Any commercial exploitation of these data by third parties is forbidden.

ATHEX Group cannot be held liable to modification of the information provided herein when third parties are involved.

The new categorization is based on the Rule 1011/2012 of the Central European Bank issued on October 17, 2012 and on the Eurostat standard edition "European system of accounts - ESA2010".

Clarifications and further information

Sales & Business Development Div

Tel. +30 210 3366800

e-mail: AthexStats@athexgroup.gr

Διεύθυνση Πωλήσεων & Ανάπτυξης Αγορών

Statistical data processing

Sales & Business Development Div

Διεύθυνση Πωλήσεων & Ανάπτυξης Αγορών

Translation - Layout design

Sales & Business Development Div

Athens Exchange Publications & Reports

Visit the relevant links

<http://www.athexgroup.gr/web/guest/statistics-publications>

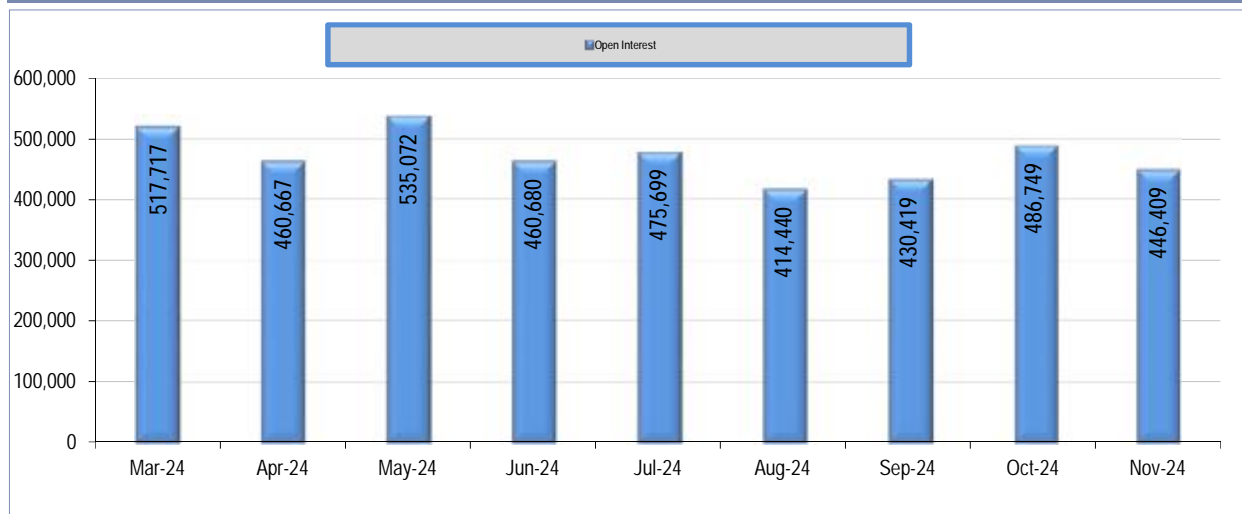
<http://www.athexgroup.gr/web/guest/reports>

e-mail: AthexStats@athexgroup.gr

Derivatives market

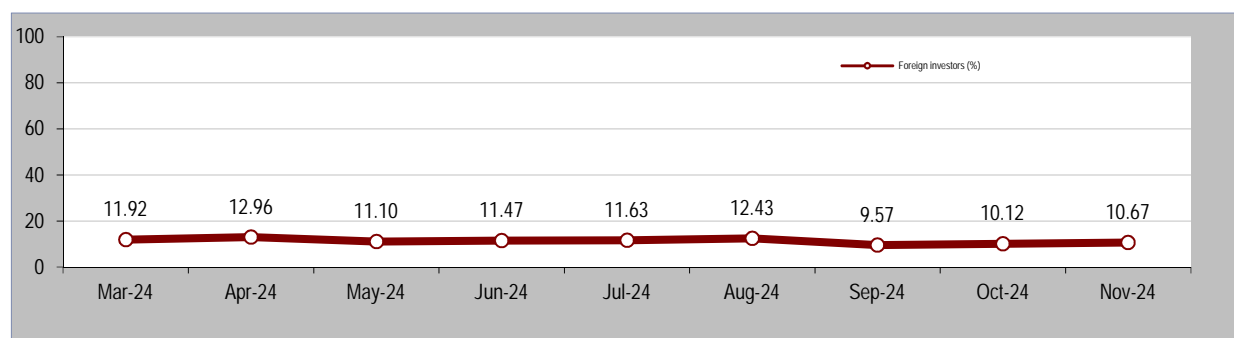
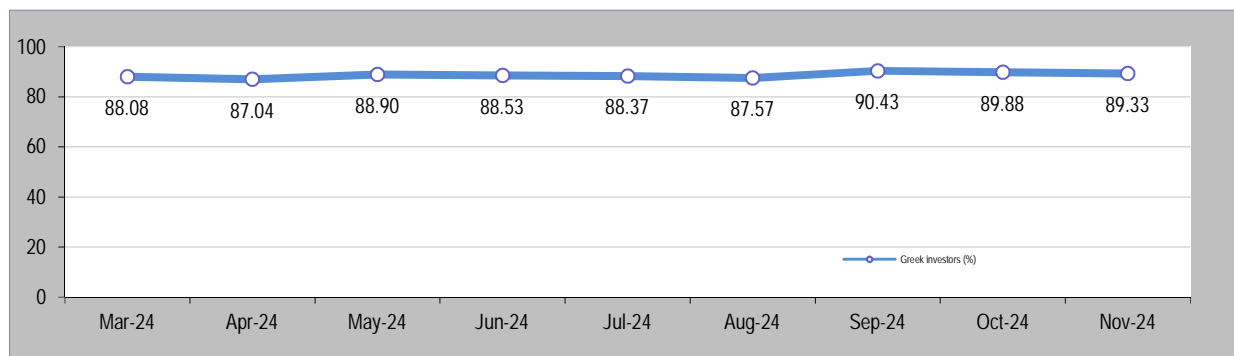
1. Investors' participation in the Derivatives Market

Open Interest	Derivatives Market	
(Data of: 29/11/2024)	Open Interest	
	number	%
I. Domestic Investors	398,777	89.33
Households	346,694	77.66
Insurance Corporations	0	0.00
Pension funds	0	0.00
Money market funds (MMFs)	0	0.00
Non-MMF investment funds	14,829	3.32
Deposit-taking Corporations	283	0.06
Other financial intermediaries	10,315	2.31
Non-Profit Institutions serving Households	566	0.13
Non-Financial Corporations	24,850	5.57
Central Governemnt	0	0.00
Social Security Funds	1,240	0.28
Institutions and bodies of the European Union	0	0.00
II. Foreign Investors	47,632	10.67
Households	12,792	2.87
Deposit-taking Corporations	0	0.00
Other financial intermediaries	390	0.09
Non-Financial Corporations	350	0.08
Institutions and bodies of the European Union	0	0.00
Non-MMF investment funds	34,100	7.64
Total (I+II+III)	446,409	100.00

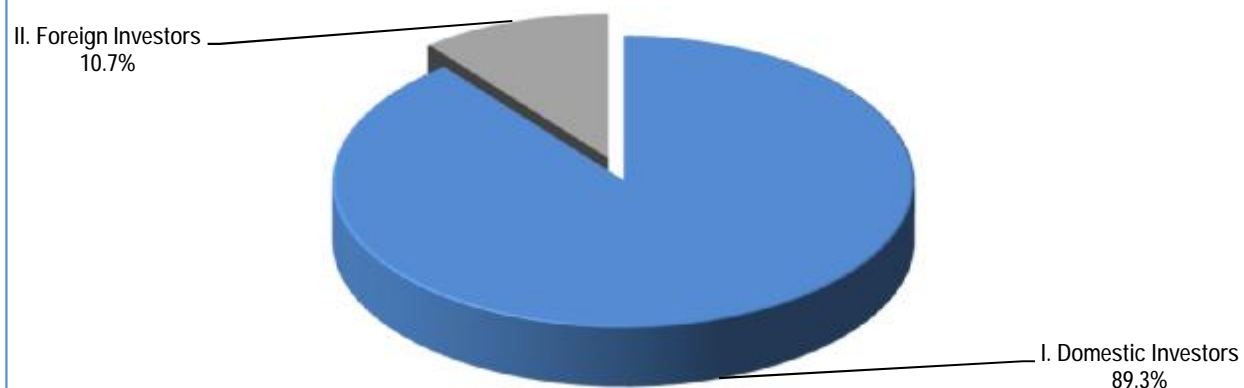


Derivatives market

1. Investors' participation in the Derivatives Market



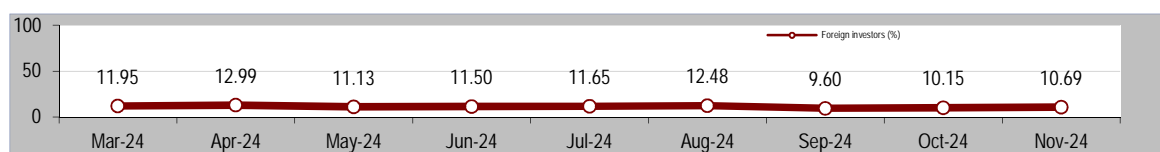
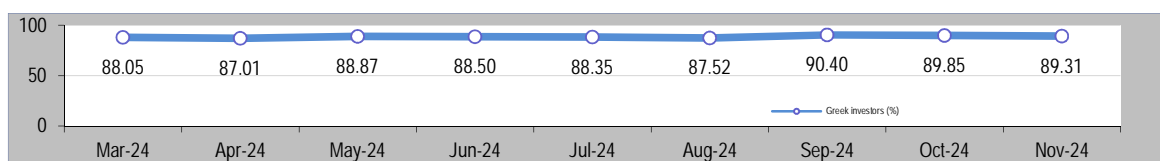
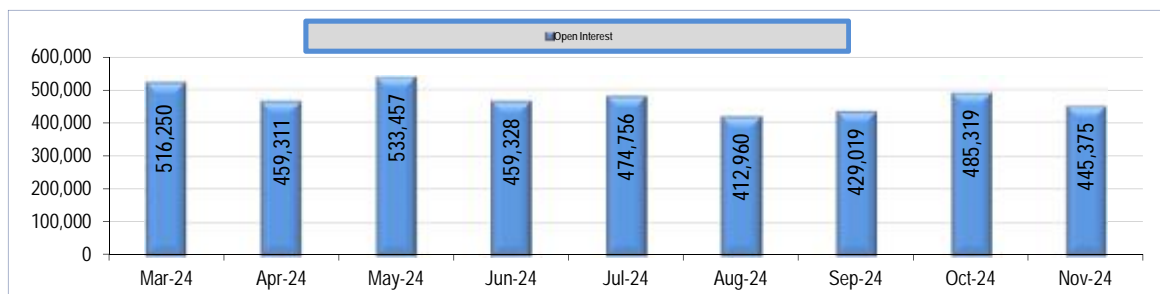
Derivatives Market Investors' Allocation (%)



Derivatives market

2. Investors participation in Futures

Open Interest	Futures	
(Data of: 29/11/2024)	Open Interest	
	number	%
I. Domestic Investors	397,743	89.31
Households	346,377	77.77
Insurance Corporations	0	0.00
Pension funds	0	0.00
Money market funds (MMFs)	0	0.00
Non-MMF investment funds	14,829	3.33
Deposit-taking Corporations	179	0.04
Other financial intermediaries	9,702	2.18
Non-Profit Institutions serving Households	566	0.13
Non-Financial Corporations	24,850	5.58
Central Governemnt	0	0.00
Insurance Funds	0	0.00
Social Security Funds	1,240	0.28
Institutions and bodies of the European Union	0	0.00
II. Foreign Investors	47,632	10.69
Households	12,792	2.87
Deposit-taking Corporations	0	0.00
Other financial intermediaries	390	0.09
Non-Financial Corporations	350	0.08
Institutions and bodies of the European Union	0	0.00
Non-MMF investment funds	34,100	7.66
III. Other Not Identified	0	0.00
Total (I+II+III)	445,375	100.00



Derivatives market

Trading Activity Analysis per Investor Category

Derivatives Market

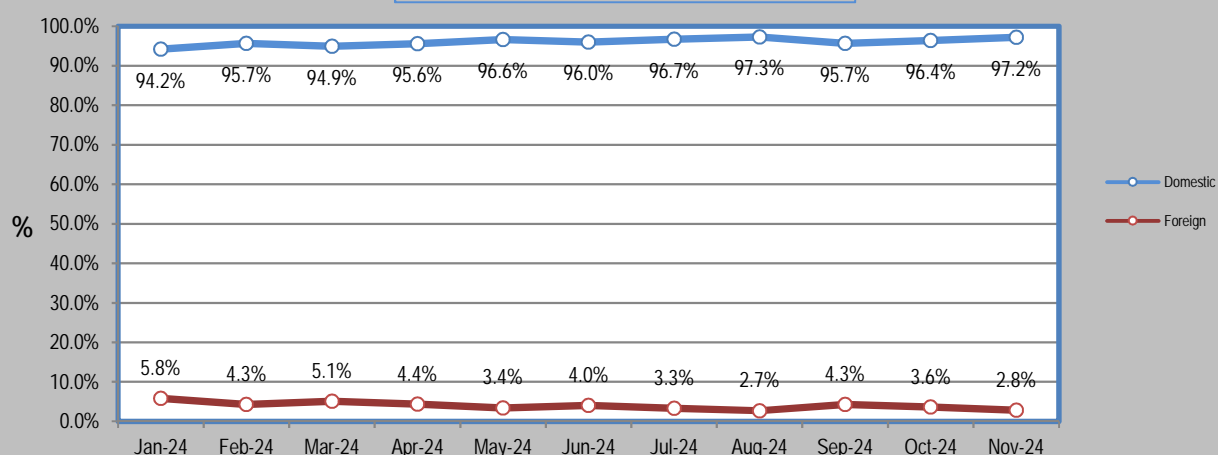
Transactions Volume

Data	Jul-24	Aug-24	Sep-24	Oct-24	Nov-24						
Domestic Investors	96.7%	97.3%	95.7%	96.4%	97.2%						
Foreign Investors	3.3%	2.7%	4.3%	3.6%	2.8%						

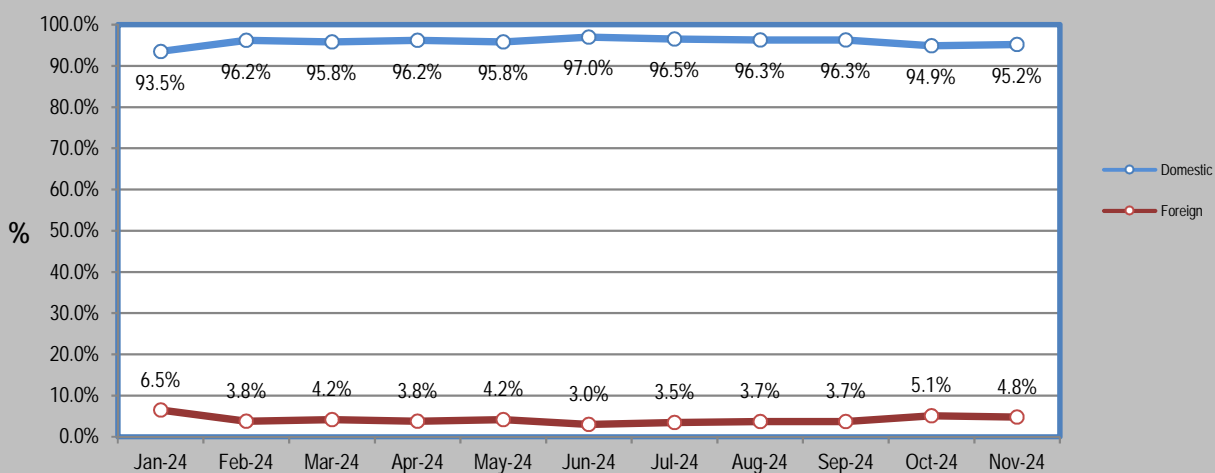
Transactions Value

Data	Jul-24	Aug-24	Sep-24	Oct-24	Nov-24						
Domestic Investors	96.5%	96.3%	96.3%	94.9%	95.2%						
Foreign Investors	3.5%	3.7%	3.7%	5.1%	4.8%						

Trading Activity Analysis per Investor Category Transactions Volume - Derivatives Market



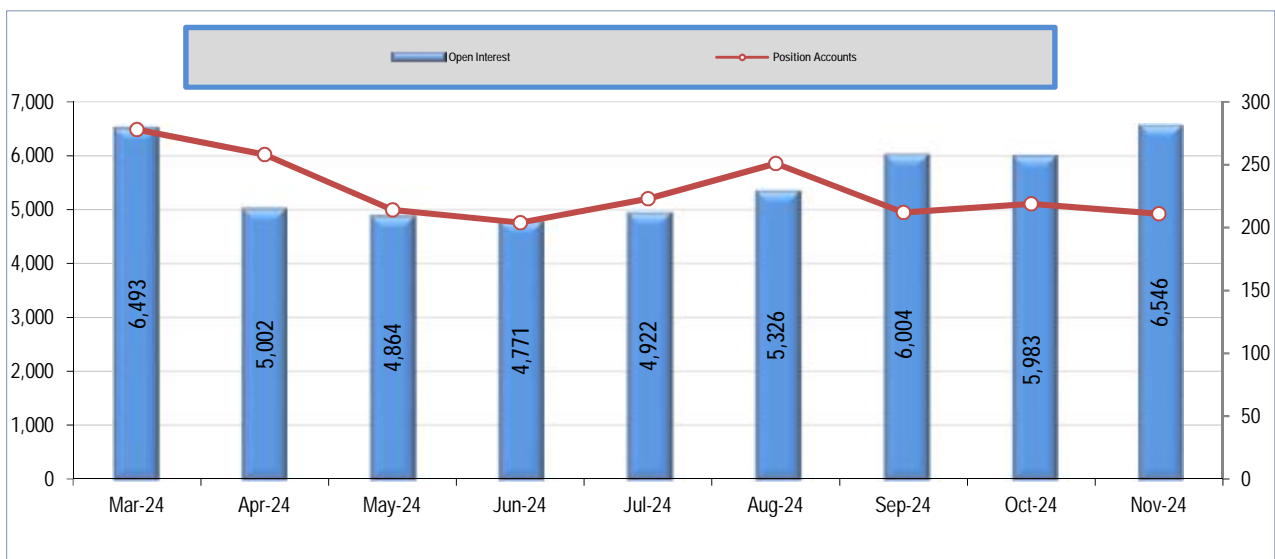
Trading Activity Analysis per Investor Category Transactions Value - Derivatives Market



Derivatives market

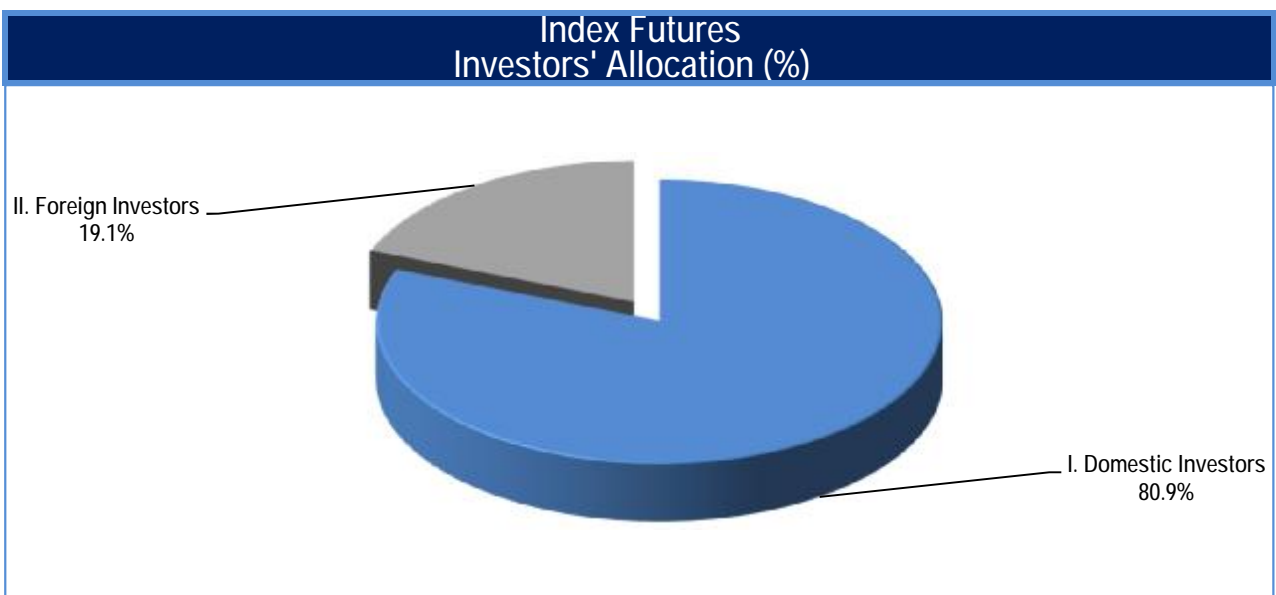
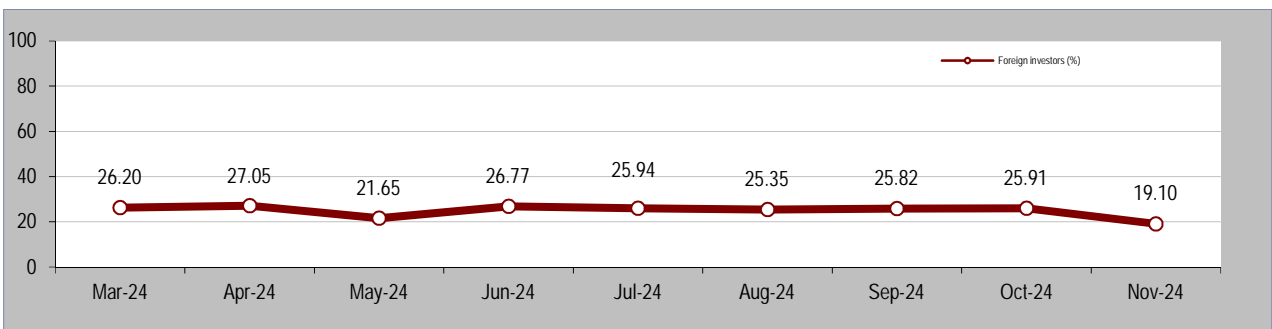
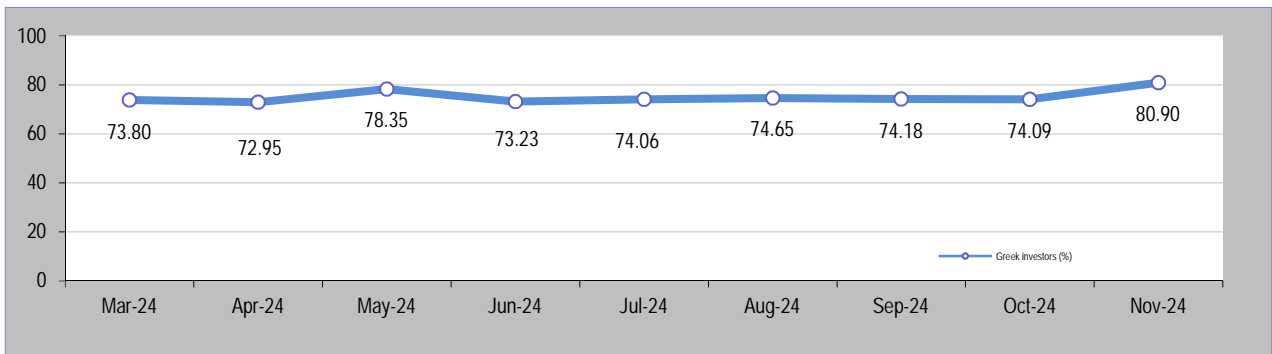
3. Investors participation in Index Futures

Open Interest (Data of: 29/11/2024)	Index Futures			
	Position Accounts		Open Interest	
	number	%	number	%
I. Domestic Investors	210	99.53	5,296	80.90
Households	196	92.89	1,268	19.37
Insurance Corporations	0	0.00	0	0.00
Pension funds	0	0.00	0	0.00
Money market funds (MMFs)	0	0.00	0	0.00
Non-MMF investment funds	7	3.32	3,809	58.19
Deposit-taking Corporations	1	0.47	90	1.37
Other financial intermediaries	5	2.37	59	0.90
Non-Profit Institutions serving Households	0	0.00	0	0.00
Non-Financial Corporations	1	0.47	0	0.00
Central Governemnt	0	0.00	70	1.07
Insurance Funds	0	0.00	0	0.00
Social Security Funds	0	0.00	0	0.00
Institutions and bodies of the European Union	0	0.00	0	0.00
II. Foreign Investors	1	0.47	1,250	19.10
Households	0	0.00	0	0.00
Deposit-taking Corporations	0	0.00	0	0.00
Other financial intermediaries	0	0.00	0	0.00
Non-Financial Corporations	0	0.00	0	0.00
Institutions and bodies of the European Union	0	0.00	0	0.00
Non-MMF investment funds	1	0.47	1,250	19.10
III. Other Not Identified	0	0.00	0	0.00
Total (I+II+III)	211	100.00	6,546	100.00



Derivatives market

3. Investors participation in Index Futures



Derivatives market

Trading Activity Analysis per Investor Category

Index Futures

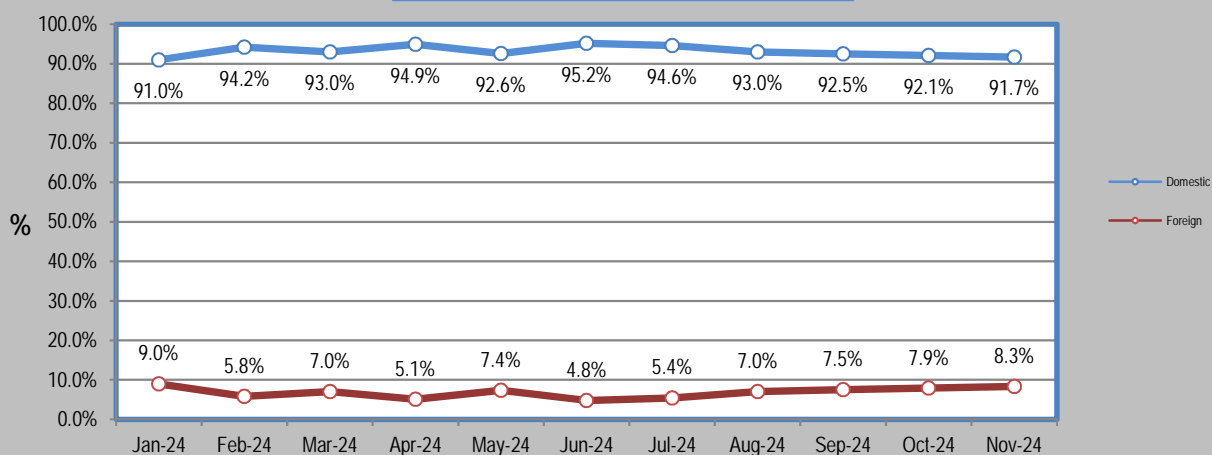
Transactions Volume

Data	Jul-24	Aug-24	Sep-24	Oct-24	Nov-24						
Domestic Investors	94.6%	93.0%	92.5%	92.1%	91.7%						
Foreign Investors	5.4%	7.0%	7.5%	7.9%	8.2%						

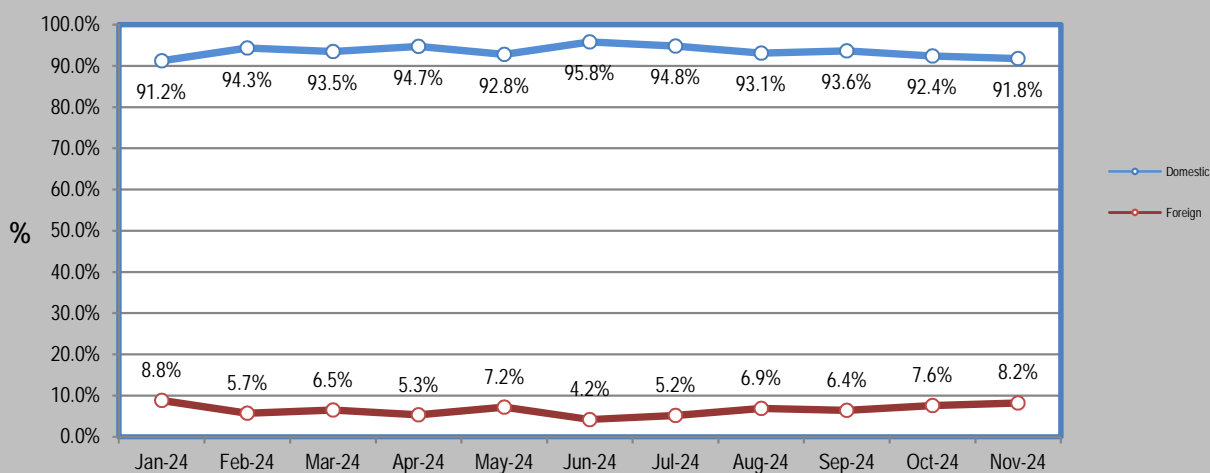
Transactions Value

Data	Jul-24	Aug-24	Sep-24	Oct-24	Nov-24						
Domestic Investors	94.8%	93.1%	93.6%	92.4%	91.8%						
Foreign Investors	5.2%	6.9%	6.4%	7.6%	8.2%						

Trading Activity Analysis per Investor Category
Transactions Volume - Index Futures



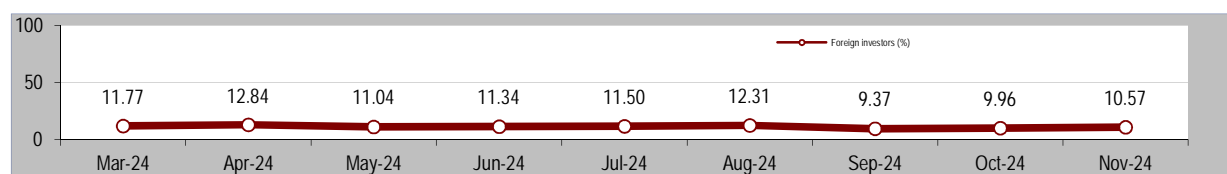
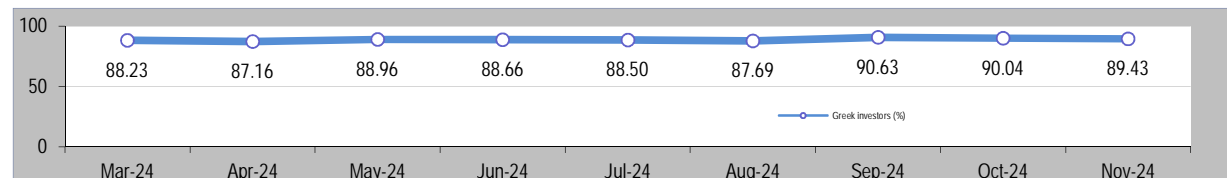
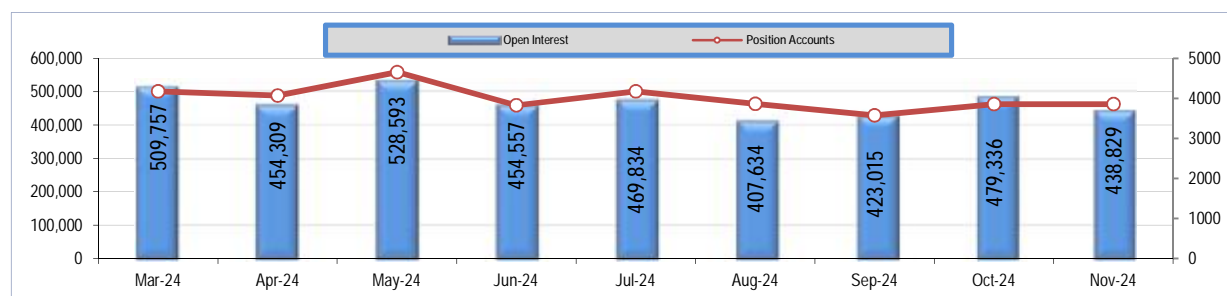
Trading Activity Analysis per Investor Category
Transactions Value - Index Futures



Derivatives market

4. Investors participation in Stock Futures

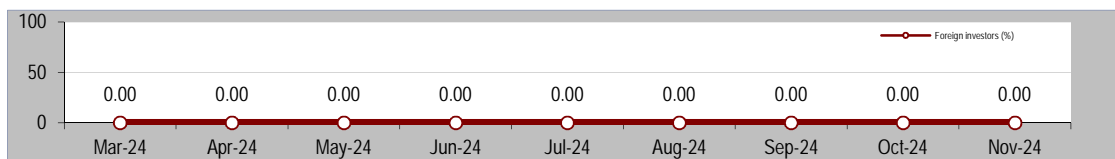
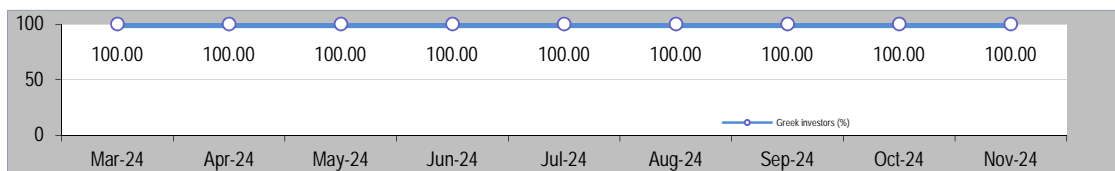
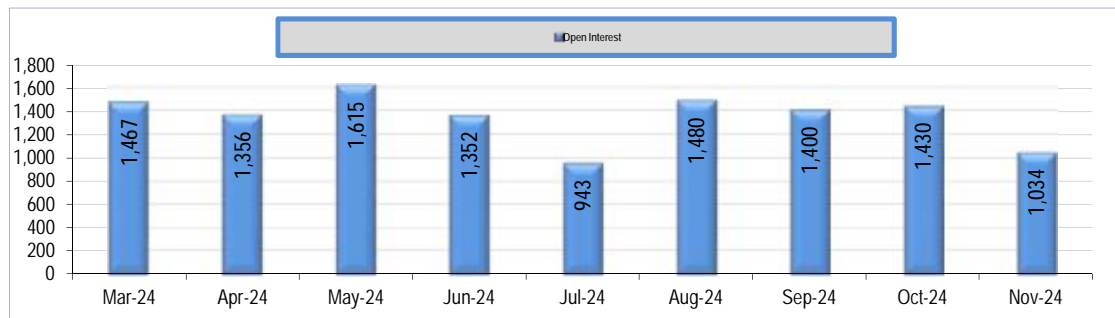
Open Interest	Stock Futures			
(Data of: 29/11/2024)	Position Accounts		Open Interest	
	number	%	number	%
I. Domestic Investors	3,795	98.39	392,447	89.43
Households	3,669	95.13	345,109	78.64
Insurance Corporations	0	0.00	0	0.00
Pension funds	0	0.00	0	0.00
Money market funds (MMFs)	0	0.00	0	0.00
Non-MMF investment funds	20	0.52	11,020	2.51
Deposit-taking Corporations	4	0.10	89	0.02
Other financial intermediaries	51	1.32	9,643	2.20
Non-Profit Institutions serving Households	4	0.10	566	0.13
Non-Financial Corporations	44	1.14	24,780	5.65
Central Government	0	0.00	0	0.00
Insurance Funds	0	0.00	0	0.00
Social Security Funds	3	0.08	1,240	0.28
Institutions and bodies of the European Union	0	0.00	0	0.00
II. Foreign Investors	62	1.61	46,382	10.57
Households	42	1.09	12,792	2.92
Deposit-taking Corporations	0	0.00	0	0.00
Other financial intermediaries	5	0.13	390	0.09
Non-Financial Corporations	6	0.16	350	0.08
Non-MMF investment funds	9	0.23	32,850	7.49
III. Other Not Identified	0	0.00	0	0.00
Total (I+II+III)	3,857	100.00	438,829	100.00



Derivatives market

5. Investors participation in Options

Open Interest	Options	
(Data of: 29/11/2024)	Open Interest	
	number	%
I. Domestic Investors	1,034	100.00
Households	317	30.66
Insurance Corporations	0	0.00
Pension funds	0	0.00
Money market funds (MMFs)	0	0.00
Non-MMF investment funds	0	0.00
Deposit-taking Corporations	104	10.06
Other financial intermediaries	613	59.28
Non-Profit Institutions serving Households	0	0.00
Non-Financial Corporations	0	0.00
Central Governemnt	0	0.00
Insurance Funds	0	0.00
Social Security Funds	0	0.00
Institutions and bodies of the European Union	0	0.00
II. Foreign Investors	0	0.00
Households	0	0.00
Deposit-taking Corporations	0	0.00
Other financial intermediaries	0	0.00
Non-Financial Corporations	0	0.00
III. Other Not Identified	0	0.00
Total (I+II+III)	1,034	100.00



Derivatives market

6. Investors participation in Index Options

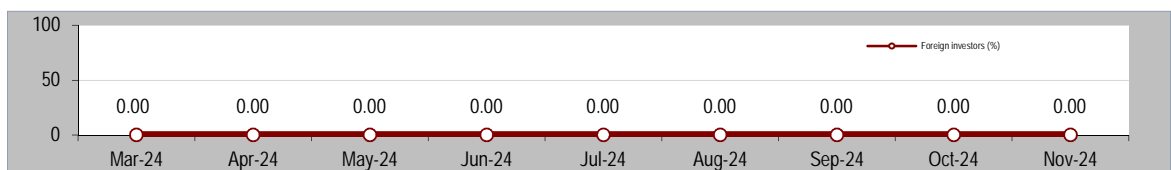
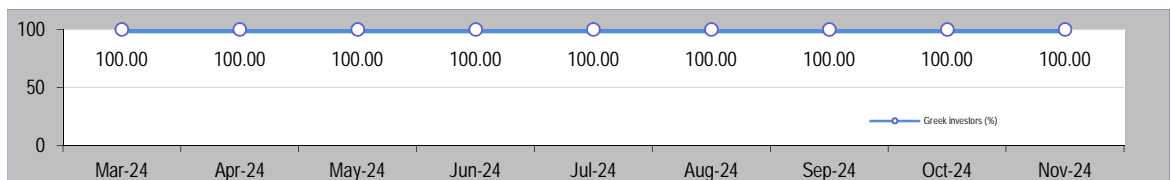
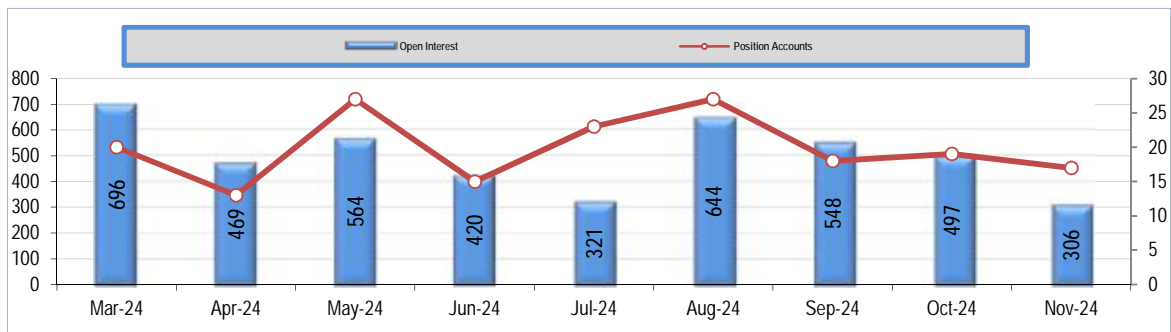
Open Interest	Index Options			
	Position Accounts		Open Interest	
	number	%	number	%
(Data of: 29/11/2024)				
I. Domestic Investors	52	100.00	728	100.00
Households	28	53.85	114	15.66
Insurance Corporations	0	0.00	0	0.00
Pension funds	0	0.00	0	0.00
Money market funds (MMFs)	0	0.00	0	0.00
Non-MMF investment funds	0	0.00	0	0.00
Deposit-taking Corporations	7	13.46	100	13.74
Other financial intermediaries	17	32.69	514	70.60
Non-Profit Institutions serving Households	0	0.00	0	0.00
Non-Financial Corporations	0	0.00	0	0.00
Central Governemnt	0	0.00	0	0.00
Insurance Funds	0	0.00	0	0.00
Social Security Funds	0	0.00	0	0.00
Institutions and bodies of the European Union	0	0.00	0	0.00
II. Foreign Investors	0	0.00	0	0.00
Households	0	0.00	0	0.00
Deposit-taking Corporations	0	0.00	0	0.00
Other financial intermediaries	0	0.00	0	0.00
Non-Financial Corporations	0	0.00	0	0.00
III. Other Not Identified	0	0.00	0	0.00
Total (I+II+III)	52	100.00	728	100.00



Derivatives market

7. Investors participation in Stock Options

Open Interest	Stock Options			
(Data of: 29/11/2024)	Position Accounts		Open Interest	
	number	%	number	%
I. Domestic Investors	17	100.00	306	100.00
Households	8	47.06	203	66.34
Insurance Corporations	0	0.00	0	0.00
Pension funds	0	0.00	0	0.00
Money market funds (MMFs)	0	0.00	0	0.00
Non-MMF investment funds	0	0.00	0	0.00
Deposit-taking Corporations	2	11.76	4	1.31
Other financial intermediaries	7	41.18	99	32.35
Non-Profit Institutions serving Households	0	0.00	0	0.00
Non-Financial Corporations	0	0.00	0	0.00
Central Government	0	0.00	0	0.00
Insurance Funds	0	0.00	0	0.00
Social Security Funds	0	0.00	0	0.00
Institutions and bodies of the European Union	0	0.00	0	0.00
II. Foreign Investors	0	0.00	0	0.00
Households	0	0.00	0	0.00
Deposit-taking Corporations	0	0.00	0	0.00
Other financial intermediaries	0	0.00	0	0.00
Non-Financial Corporations	0	0.00	0	0.00
III. Other Not Identified	0	0.00	0	0.00
Total (I+II+III)	17	100.00	306	100.00



Derivatives market

8. Notes - Clarifications

Investors' Codification

Domestic Investors		
Code	Description	Constituents
S_14	Households	Natural Persons
		Individual Enterprises
		Joint Investors Shares (JISs) or Co-owners Investors Shares
		Other cases
S_128	Insurance Companies	Non-life insurance corporations
		Life and non-life insurance to individual units or groups of units
		Pension & Subsidiary Funds
		Reinsurance to other insurance corporations
		Insurance Brokerage
S_129	Pension funds	Other cases
		Pension funds
S_123	Money market funds (MMFs)	Mutual Funds
		(UCITS) Investment funds including investment trusts, unit trusts and other collective investment schemes whose shares or units are close substitutes for deposits
		Public investment funds
		Other cases
S_124	Non-MMF investment funds	Open-ended investment funds whose investment fund shares or units are, at the request of the holders, repurchased or redeemed directly or indirectly out of the undertaking's assets
		Closed-ended investment funds with a fixed share capital, where investors entering or leaving the fund must buy or sell existing shares
		Real estate investment funds
		Investment funds investing in other funds ('funds of funds')
		Hedge funds covering a range of collective investment schemes, involving high minimum investments, light regulation, and a range of investment strategies
		Other cases
S_122	Deposit-taking corporations	Central Bank
		Commercial banks, 'universal' banks, 'all purpose' banks
		Savings banks (including trustee savings banks and savings banks and loan associations) & cooperative banks
		Foreign Credit Institutions' Branches in Greece
		Specialized banks (e.g. merchant banks, issuing houses, private banks)
		Electronic money institutions principally engaged in financial intermediation
		Public Credit Institutions (e.g. Deposit & Loans Fund)
		Other cases
S_125	Other financial intermediaries, except insurance corporations and pension funds	Financial vehicle corporations engaged in securitisation transactions (FVC)
		Security and derivative dealers (ATHEX Members)
		Security and derivative dealers (non ATHEX Members)
		Financial corporations engaged in lending
		Other cases
S_15	Non-Profit Institutions serving Households	Trade Unions
		Charity Organizations, Church
		Associations
		Other cases
S_11	Non-Financial corporations	National private non-financial corporations
		Public Corporations Mainly Active in Goods Production and Non-Financial Services
		Foreign controlled non-financial corporations
		Other cases
S_1311	Central Government	Entities of Central Government (Ministries)
		Central Government Legal Entities & Public Corporations
		Other cases
S_1313	Local Government Organizations	Local Government Organizations and Related Supervised Bodies
S_1314	Social Security Funds	Social security funds
		Other cases
S_212	Institutions and bodies of the European Union	Institutions and bodies of the European Union
		Other Domestic Investors
		Non-Categorized Investors with Registered Office in Greece

Derivatives market

8. Notes - Clarifications

Investors' Codification

Foreign Investors

Code	Description	Constituents
S_14	Households	Natural Persons
		Individual Enterprises
		Joint Investors Shares (JISs) or Co-owners Investors Shares
		Other cases
S_128	Insurance Companies	Non-life insurance corporations
		Life and non-life insurance to individual units or groups of units
		Pension & Subsidiary Funds
		Reinsurance to other insurance corporations
		Insurance Brokerage
S_129	Pension funds	Other cases
		Pension funds
S_123	Money market funds (MMFs)	Mutual Funds
		(UCITS) Investment funds including investment trusts, unit trusts and other collective investment schemes whose shares or units are close substitutes for deposits
		Public investment funds
		Other cases
S_124	Non-MMF investment funds	Open-ended investment funds whose investment fund shares or units are, at the request of the holders, repurchased or redeemed directly or indirectly out of the undertaking's assets
		Closed-ended investment funds with a fixed share capital, where investors entering or leaving the fund must buy or sell existing shares
		Real estate investment funds
		Investment funds investing in other funds ('funds of funds')
		Hedge funds covering a range of collective investment schemes, involving high minimum investments, light regulation, and a range of investment strategies
		Other cases
S_122	Deposit-taking corporations	Central Bank
		Commercial banks, 'universal' banks, 'all purpose' banks
		Savings banks (including trustee savings banks and savings banks and loan associations) & cooperative banks
		Foreign Credit Institutions' Branches in Greece
		Specialized banks (e.g. merchant banks, issuing houses, private banks)
		Electronic money institutions principally engaged in financial intermediation
		Public Credit Institutions (e.g. Deposit & Loans Fund)
Other cases		
S_125	Other financial intermediaries, except insurance corporations and pension funds	Financial vehicle corporations engaged in securitisation transactions (FVC)
		Security and derivative dealers (ATHEX Members)
		Security and derivative dealers (non ATHEX Members)
		Financial corporations engaged in lending
		Other cases
S_15	Non-Profit Institutions serving Households	Trade Unions
		Charity Organizations, Church
		Associations
		Other cases
S_11	Non-Financial corporations	National private non-financial corporations
		Public Corporations Mainly Active in Goods Production and Non-Financial Services
		Foreign controlled non-financial corporations
		Other cases
S_1311	Central Government	Entities of Central Government (Ministries)
		Central Government Legal Entities & Public Corporations
		Other cases
S_1313	Local Government Organizations	Local Government Organizations and Related Supervised Bodies
S_1314	Social Security Funds	Social security funds
		Other cases
S_212	Institutions and bodies of the European Union	Institutions and bodies of the European Union
S_22	Non-member countries and international organizations non-resident of EU	Non-member countries and international organizations non-resident of EU
	Other Foreign Investors	Non-Categorized Investors with Registered Office outside Greece
Other Not Identified		
	Other Not Identified	Investors with non-registered Office
		Joint Holders with Greek and Foreign Members



ATHEX
Athens Stock Exchange

110, Athinon Ave. GR 104 42 Athens
tel. (+30)210-33.66.800, fax (+30)210-33.66.101
www.athexgroup.gr