

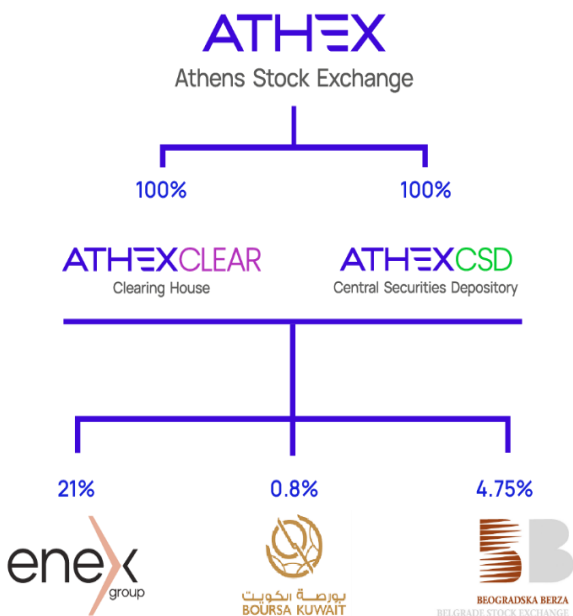
Company Profile

HELLENIC EXCHANGES-ATHENS STOCK EXCHANGE (ATHEX) is the parent company of the Group of companies that supports the operation of the Greek capital market.

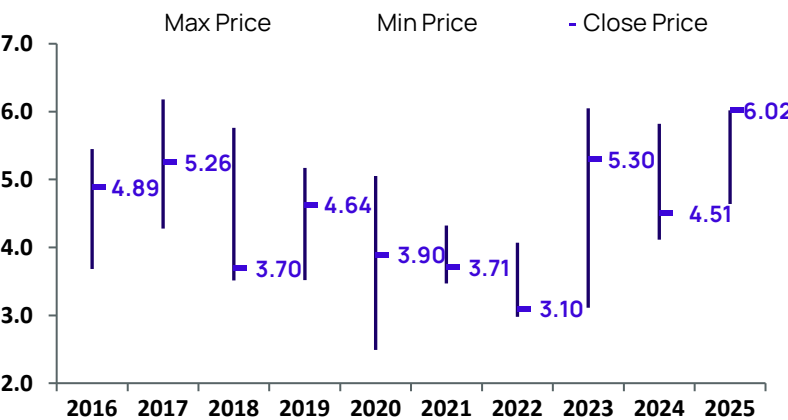
The parent company and its 100% subsidiaries **ATHEXCLEAR** and **ATHEXCSD** operate the organized cash and derivatives markets, carry out trade **clearing**, **settlement** and **registration** of securities. Also, they provide comprehensive **IT solutions** as well as other **ancillary services**, promoting the development of the Greek Capital Market.

The Group also provides support services to the **Hellenic Energy Exchange**, in which it holds a 21% stake. The Groups also holds a 0.8% stake in **Boursa Kuwait**..

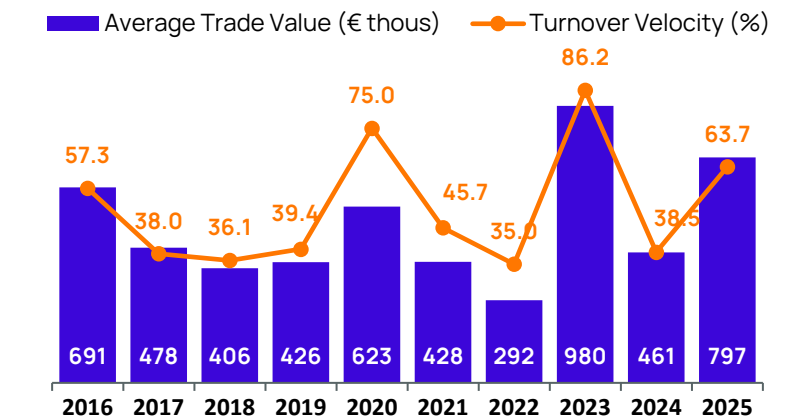
Through its participation in the **Hellenic Corporate Governance Council (HCGC)** the Group promotes corporate governance and adoption of best practices in Greece - www.esed.org.gr.



Share Performance



Share Liquidity



Yearly Performance

2020	2021	2022	2023	2024	2025	CAGR 15-25
-16.0%	-4.7%	-16.4%	71.0%	-14.9%	33.5%	1.3%

Trailing Performance

1 Month	3 Months	6 Months	9 Months	1 Year	3 Years	5 Years
14.4%	24.5%	38.7%	33.2%	22.6%	64.5%	72.7%

Source: ATHEXGROUP, Trade Data 30.05.2025

Recent Developments

- May-25** Participation at the investment roadshows **Wood's Greek Retreat 2025** and **The Finest CEElection Equity Conference 2025**
- Apr-25** Participation at **Wood's EME NYC Conference** investment roadshow
- Apr-25** Athens Stock Exchange included in **STOXX 2025 Watchlist** for upgrade to developed market status.
- Oct-24** Athens Stock Exchange included in **FTSE Russell 2025 Watchlist** for upgrade to developed market status.
- Jul-25** Athens Stock Exchange included in **S&P DJI 2025 Watchlist** for upgrade to developed market status.

Financial Calendar 2025

<i>Fiscal Year 2024 Results</i>	<i>March 31</i>
<i>Q1 2025 Results</i>	<i>May 26</i>
Annual General Meeting	June 12
Dividend - Record Date (*)	June 24
Dividend - Payment Date (*)	June 30
H1 2025 Results	July 28
9M 2025 Results	November 24

(*) The distribution of dividend and the abovementioned relevant dates are subject to approval by the Annual General Meeting of shareholders

Key Information

Mkt Capitalization (€)	363,294,960.0
Number of Shares Outstanding	60,348,000
Sector Classification (ICB)	Financial Services
Listing Market	Main Market
Trading Segment	High Liquidity
Fiscal Year End	December

Financials (consolidated, €ths)

Fiscal Year	2021	2022	2023	2024	Q1-25
Renvenues	36,127	37,847	47,135	54,269	15,832
Regulator Fee	-1,337	-1,388	-1,961	-2,222	-693
Operating Expenses	21,707	23,977	26,161	28,373	6,963
EBITDA	13,083	12,482	19,013	23,674	8,176
Depreciations	-4,498	-3,754	-3,822	-4,213	-1,115
EBIT	8,585	8,728	15,191	19,461	7,061
Total Financial Income	881	1,690	1,671	2,751	375
EBT	9,466	10,418	16,862	22,212	7,436
Income Tax	-1,259	-2,204	-3,861	-4,876	-1,717
Net Earnings	8,207	8,214	13,001	17,336	5,719
EPS (€ per share)	0.136	0.139	0.225	0.300	0.099
Operating Margin	37.6%	34.2%	42.1%	45.5%	54.0%
Head Count	228	236	254	254	249

Cash Distributions (€ per share, by payment year)

Year Paid	2021	2022	2023	2024	2025 [#]
Ordinary Dividend	0.07000	0.15150	0.15648	0.25036	0.29000
Capital Return	0.07000	---	---	---	---
Total Distributions	0.14000	0.15150	0.15648	0.25036	0.29000

[#] Proposal to AGM

Board of Directors

George Handjinicolaou Chairman, Independent Non-Executive Member
John Costopoulos Vice Chairman, Independed Non-Executive Member
Yianos Kontopoulos CEO, Executive Member
Konstantinos Vassiliou Independent Non-Executive Member
Dimitrios Dosis Independent Non-Executive Member
Giorgos Doukidis Independent Non-Executive Member
Polyxeni Kazoli Independent Non-Executive Member
Theano Karpodini Independent Non-Executive Member
Nicholaos Krenteras Independent Non-Executive Member
Spyridoula Papagiannidou Independent Non-Executive Member
Thomas Zeeb Independent Non-Executive Member

@ The Board of Directors was elected by the 22nd Annual General Meeting on 8th June 23 with 3-year term of office

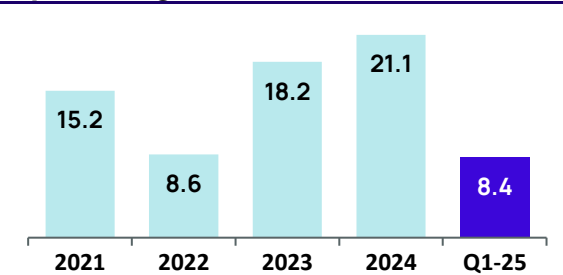
Identification

Bloomberg:	EXAEGA	ISIN:	GRS395363005
Reuters:	EXCr.AT	FISN:	ATHEX/REG SHS
ATHEX Symbol:	EXAE	LEI:	549300GSRN07MNE NPL

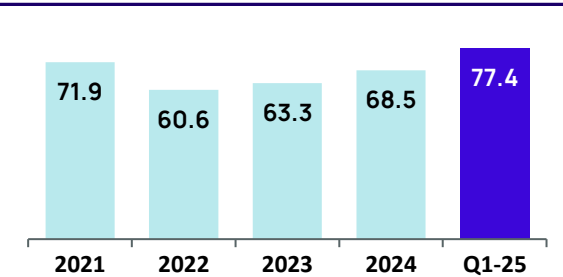
Analyst Coverage

Alpha Finance Panagiotis Kladis
Eurobank Equities Andreas Souvleros
National Securities Vangelis Karanikas
Pantelakis Securities Spiros Tsangalakis
Piraeus Securities Iakovos Kourtesis
RecearchGreece Dimitris Giannoulis

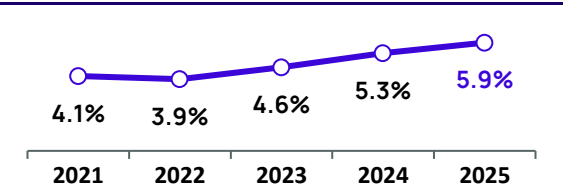
Operating Cash Flow (€ mil)



Total Cash (€mil)



Total Yield (Avg price fiscal year)



Shareholder Structure

by Investor Type	
International Investors	35.0%
Local Retail Investors	33.6%
Local Institutional Investors	18.7%
Local Banks	5.6%
Treasury Shares	4.1%
ATHEX Members	1.1%
Management Team	0.2%
Other Greek Shareholders	1.7%

by Country of Origin	
Greece	65.0%
USA	14.3%
United Kingdom	4.4%
Luxembourg	4.1%
Switzerland	3.9%
Norway	2.7%
Other Countries	5.6%

Source: ATHEXGROUP, Data 30.05.2025

Contact Details

Nick Koskoletos , Chief Finacial & Issuer Relations Officer (CEO)
Stelios Konstantinou , Head of Investor Relations (IR)
e-mail: ir@Athexgroup.gr , www.Athexgroup.gr